


264

United States Department of the Interior
National Park Service

NATIONAL REGISTER OF HISTORIC PLACES
REGISTRATION FORM



This form is for use in nominating or requesting determinations for individual properties and districts. See instructions in How to Complete the National Register of Historic Places Registration Form (National Register Bulletin 16A). Complete each item by marking "x" in the appropriate box or by entering the information requested. If any item does not apply to the property being documented, enter "N/A" for "not applicable." For functions, architectural classification, materials, and areas of significance, enter only categories and subcategories from the instructions. Place additional entries and narrative items on continuation sheets (NPS Form 10-900a). Use a typewriter, word processor, or computer, to complete all items.

1. Name of Property

historic name KING, JOHN A., HOUSE

other names/site number Coleman House, FMSF# UN163

2. Location

street & number 105 SE 1st Avenue N/A not for publication

city or town Lake Butler N/A vicinity

state Florida code FL county Union code 125 zip code 32054

3. State/Federal Agency Certification

As the designated authority under the National Historic Preservation Act, as amended, I hereby certify that this nomination request for determination of eligibility meets the documentation standards for registering properties in the National Register of Historic Places and meets the procedural and professional requirements set forth in 36 CFR Part 60. In my opinion, the property meets does not meet the National Register criteria. I recommend that this property be considered significant nationally statewide locally. (See continuation sheet for additional comments.)

Barbara C. Mattick / DSHPO for Survey & Registration 2/6/04
Signature of certifying official/Title Date

Bureau of Historic Preservation, Division of Historic Resources
State or Federal agency and bureau

In my opinion, the property meets does not meet the National Register criteria. (See continuation sheet for additional comments.)

Signature of certifying official/Title Date

State or Federal agency and bureau

4. National Park Service Certification

I hereby certify that the property is:

- entered in the National Register See continuation sheet
- determined eligible for the National Register See continuation sheet.
- determined not eligible for the National Register See continuation sheet.
- removed from the National Register.
- other, (explain) _____

Edson H. Beall Signature of the Keeper Date of Action 4/6/04

5. Classification

Ownership of Property

(Check as many boxes as apply)

- private
- public-local
- public-State
- public-Federal

Category of Property

(Check only one box)

- buildings
- district
- site
- structure
- object

Number of Resources within Property

(Do not include any previously listed resources in the count)

Contributing	Noncontributing	
1	0	buildings
0	0	sites
0	0	structures
0	0	objects
1	0	total

Name of related multiple property listings

(Enter "N/A" if property is not part of a multiple property listing.)

"N/A"

Number of contributing resources previously listed in the National Register

0

6. Function or Use

Historic Functions

(Enter categories from instructions)

DOMESTIC: single dwelling

DOMESTIC: apartment house

Current Functions

(Enter categories from instructions)

DOMESTIC: single dwelling

7. Description

Architectural Classification

(Enter categories from instructions)

OTHER: Frame Vernacular

LATE VICTORIAN: Queen Anne

Materials

(Enter categories from instructions)

foundation BRICK

walls WOOD

roof ASPHALT

other

Narrative Description

(Describe the historic and current condition of the property on one or more continuation sheets.)

8. Statement of Significance

Applicable National Register Criteria

(Mark "x" in one or more boxes for the criteria qualifying the property for National Register listing.)

- A** Property is associated with events that have made a significant contribution to the broad patterns of our history.
- B** Property is associated with the lives of persons significant in our past.
- C** Property embodies the distinctive characteristics of a type, period, or method of construction or represents the work of a master, or possesses high artistic values, or represents a significant and distinguishable entity whose components lack individual distinction.
- D** Property has yielded, or is likely to yield information important in prehistory or history.

Criteria Considerations

(Mark "x" in all the boxes that apply.)

Property is:

- A** owned by a religious institution or used for religious purposes.
- B** removed from its original location.
- C** a birthplace or grave.
- D** a cemetery.
- E** a reconstructed building, object, or structure.
- F** a commemorative property.
- G** less than 50 years of age or achieved significance within the past 50 years

Narrative Statement of Significance

(Explain the significance of the property on one or more continuation sheets.)

9. Major Bibliographical References

Bibliography

Cite the books, articles, and other sources used in preparing this form on one or more continuation sheets.)

Previous documentation on file (NPS):

- preliminary determination of individual listing (36 CFR 36) has been requested
- previously listed in the National Register
- previously determined eligible by the National Register
- designated a National Historic Landmark
- recorded by Historic American Buildings Survey # _____
- recorded by Historic American Engineering Record

Areas of Significance

(Enter categories from instructions)

ARCHITECTURE

Period of Significance

1896

Significant Dates

1896

Significant Person

N/A

Cultural Affiliation

N/A

Architect/Builder

Fowler, Aura King (1896 designer)

McDonald, D.F. (1896 builder)

Primary location of additional data:

- State Historic Preservation Office
- Other State Agency
- Federal agency
- Local government
- University
- Other

Name of Repository

King, John A., House
Name of Property

Union Co., FL
County and State

10. Geographical Data

Acreage of Property approx. one acre

UTM References

(Place additional references on a continuation sheet.)

1	1 7	3 7 1 0 6 0	3 ³ / ₂ 2 1 8 0 0
	Zone	Easting	Northing
2			

3			
	Zone	Easting	Northing
4			

See continuation sheet

Verbal Boundary Description

(Describe the boundaries of the property on a continuation sheet.)

Boundary Justification

(Explain why the boundaries were selected on a continuation sheet.)

11. Form Prepared By

name/title Dekle, John T./Robert O. Jones, Historic Sites Specialist

organization Bureau of Historic Preservation date February 2004

street & number 500 South Bronough telephone 850-245-6333

city or town Tallahassee state FL zip code 32399-0250

Additional Documentation

Submit the following items with the completed form:

Continuation Sheets

Maps

A **USGS map** (7.5 or 15 minute series) indicating the property's location.

A **Sketch map** for historic districts and properties having large acreage or numerous resources.

Photographs

Representative **black and white photographs** of the property.

Additional items

(check with the SHPO or FPO for any additional items)

Property Owner

(Complete this item at the request of SHPO or FPO.)

name John Thomas and Jamie Lyons Dekle

street & number 105 SE 1st Avenue telephone 386-496-8295

city or town Lake Butler state FL zip code 32054

Paperwork Reduction Act Statement: This information is being collected for applications to the National Register of Historic Places to nominate properties for listing or determine eligibility for listing, to list properties, and amend listings. Response to this request is required to obtain a benefit in accordance with the National Historic Preservation Act, as amended (16 U.S.C. 470 et seq.).

Estimated Burden Statement: Public reporting burden for this form is estimated to average 18.1 hours per response including time for reviewing instructions, gathering and maintaining data, and completing and reviewing the form. Direct comments regarding this burden estimate or any aspect of this form to the Chief, Administrative Services Division, National Park Service, P.O. Box 37127, Washington, DC 20013-7127; and the Office of Management and Budget, Paperwork Reductions Projects (1024-0018), Washington, DC 20503.

United States Department of the Interior
National Park Service

**NATIONAL REGISTER OF HISTORIC PLACES
CONTINUATION SHEET**

Section number 7 Page 1 **KING, JOHN A. HOUSE, LAKE BUTLER,
UNION COUNTY, FLORIDA**

SUMMARY

The John A. King House is located at 105 Southeast First Avenue, Lake Butler, Union County, Florida. When built in 1896, the two-story, Queen Anne Style frame house was attached to a one-story hall-and-parlor type vernacular frame house that existed on the property when it was bought in 1885. The house rests on brick piers. The house has an irregular footprint, a complex cross-gable roof with a widow's walk, horizontal exterior siding, and shingles within the gables. There are three brick chimneys, a bay window, balconies, and a porch with scroll-sawn brackets and balusters.

SETTING

Lake Butler is the county seat for Union County. The land is generally level, naturally wooded with pine, oak, and magnolia trees, and the large Lake Butler is immediately north of the city. State Road 100 that runs east/west and coincides with Main Street, the main thoroughfare. State Road 231 runs north/south through the city. The King House is located one block south of Main Street, and fronts onto the north/south Lake Avenue. The County Courthouse, City Hall, and fire station are located on Main Street. The King House is four blocks from both the Townsend-Green Building (NR 1992), and the Townsend House (NR 1996). Numerous historic buildings are located in the vicinity. The King House is located on the northwest portion of an entire block. The property has a few trees and is primarily lawn. A white wooden fence currently surrounds the block.

PHYSICAL DESCRIPTION

Exterior

The two-story house with attic is built on brick piers, and has an irregular foot print (approximately 77' x 50'), cross-gabled roof, and exterior of horizontal drop siding. The windows are filled with 1/1 wooden double-hung sashes, some paired, but most are single sashes. The west and north elevations fronting on the corner have more elaborate exterior detailing (Photo #1). All corners are edged with corner boards.

The main, west façade has a projecting gable portion to the south, and the broad side of another gabled block that "L's" into the extension (Photo #2). A one-story porch spans the space from the "L" to the north corner. The porch has a hip roof supported by turned posts with brackets and fretwork beneath the edge of this roof. A handrail with scroll-sawn balusters edges the porch. The main door has sidelights, and is accessed off this porch. A gable porch roof projection accents the steps. In the north wall from the door is a window filled with a pair of sashes. A single window is to the south of the door in the gable extension's wall. Above the door on the second-story is a balcony sheltered by a gable roof. Turned posts support this gable, and brackets, frets, handrail, and balusters repeat the treatment on the main porch. The balcony door has sidelights. The tympanum is surfaced with diamond shaped wooden shingles. A window is to the north of the balcony, above the one on the first story. A window is to the south of the balcony, in the gable extension's wall. Above this balcony gable, a widow's walk is at the peak of the roof where the gabled blocks intersect. The gable extension

United States Department of the Interior
National Park Service

**NATIONAL REGISTER OF HISTORIC PLACES
CONTINUATION SHEET**

Section number 7 Page 2 **KING, JOHN A. HOUSE, LAKE BUTLER,
UNION COUNTY, FLORIDA**

has on the first story, a bay with three windows, flanked by windows with single sashes. The second story has a three sided balcony with hip roof, repeating the form of the first story bay. The balcony has turned posts, brackets, frets, and balusters like those on the main porch. The balcony is flanked by windows with single sashes. The gable end has a very small window, and is surfaced with diamond shaped wooden shingles.

The north elevation reveals the complex interaction between the 1896 construction and the pre-1885 one-story building (Photo #3). The gable end of the main block is to the west, and the one-story hall-and-parlor construction is to the east. The gable end has two single sash windows aligned on the first and second stories. The gable end has a small window and is surfaced with diamond shaped wooden shingles. The side view of the west elevation's main porch, balconies, and bay windows are visible toward the west. At the gable end's eastern corner is a small one-story, shed roofed extension, with half walls, and banks of six-light windows on its north and east walls. Adjacent to it is a canted, one-storied gabled roof connection to the enclosed porch of the hall-and-parlor wing. The connection and porch have half walls, and banks of six-light sash windows. Four steps and a single door provide entry to the enclosed porch. The one-story hall-and-parlor wing has a side gable roof whose roof ridge has been lowered in its western half to accommodate a second story sleeping porch with a broad hip roof that projects from the western middle of the 1896 construction. The sleeping porch has a half-high wooden wall with screened enclosure in the upper half. A short gable extension is at the northern junction of the sleeping porch and main block of the house. The gable intersects the eastern slope of the main roof. A wooden louvered vent is within the gable, and a small fixed window is in the extension's north wall. A one-story shed extension is on the east side of the hall-and-parlor portion, and has a window with a pair of metal awning sashes in its north wall.

The east elevation reveals the complex of intersecting gable and hip roofs, and building blocks and extensions (Photos #3&4). The shed extension on the east end of the hall-and-parlor construction has a single door and one window composed of three metal awning sashes. Pairs of six-light sashes flank the shed extension, and fill the east ends of the north and south enclosed porches of the hall-and-parlor construction. A brick chimney pierces the gable roof near the east end. A single window is located in the second story east elevation of both the western main block and the cross-gable block to the south.

The south elevation has the two-story 1896 construction to the west and the one-story earlier construction to the east (Photo #5). An external corbelled brick chimney bisects an intersecting gable located near the southwest corner. The chimney is flanked by windows with single sashes on both the first and second stories. On the first story near the west corner is a window with a pair of sashes. Above this western window, on the second story is a window with a single sash. The side profiles of the west elevation's bay and balcony are visible to the west, as is the widow's walk at the roof's peak. The one-story hall-and-parlor construction has a central paneled door with two lights, and is accessed by four concrete steps. To the west of the door are two windows; one contains a pair of sashes, and the second contains a small single sash. To the east of the door is a continuous bank of four sashes. The side of the eastern shed extension is visible, and contains one window with a pair of metal

United States Department of the Interior
National Park Service

**NATIONAL REGISTER OF HISTORIC PLACES
CONTINUATION SHEET**

Section number 7 Page 3 **KING, JOHN A. HOUSE, LAKE BUTLER,
UNION COUNTY, FLORIDA**

four sashes. The side of the eastern shed extension is visible, and contains one window with a pair of metal sashes. Intersecting the roof where the hall-and-parlor construction intersects the two-story block is the hipped-roof sleeping porch.

Interior

The interior of the King House has wooden floors, plaster walls except for vertical paneling in the main hall and stairway, and beaded paneling ceilings. The ceilings are eleven feet high in the 1896 construction, and nine and eight feet high in the pre-1885 portion.

The first floor contains a central entry hall with stair landing and dog-legged stairway against the north wall (Photo #6). Two large newel posts are turned, as are the railing balusters. A bedroom with a fireplace is to the north of the hall (Photo #7). A bathroom and sun room are entered through the east wall. A parlor with a fireplace (Photo #8), and a bay window (Photo #9) is in the southeast corner. A bedroom is south of the hall, and east of the parlor (Photo #10). A bathroom, closet, and small bedroom are to the east of this bedroom. At the eastern end of the hall is a door into the earlier portion of the house, and a large dining room (Photo #11). To the east of the dining room is the kitchen (Photo #12). East of the kitchen is a utility room that had been a porch. North of the dining room and kitchen is a window-enclosed porch (Photo #13). To the south of the kitchen is a window enclosed porch (Photo #14).

The second floor has a central hall aligned with the one on the first floor (Photo #15). The railing around the stairwell has large turned newels, and scroll-sawn balusters like those on the façade porch and balconies. To the west through a door is the facade balcony. Two bedrooms are to the south, and one to the north. The bedroom to the north has a fireplace (Photo #16) and access to a bathroom (Photo #17). The bedroom to the southwest has a balcony (Photo #18). A door to the east opens to the sleeping porch (Photo #19) and the bathroom. At the southeast corner of the hall is a short ladder-stairs that accesses the attic. A stairway in the attic accesses the widow's walk. The widow's walk has a railing with scroll-sawn balusters similar to those on the façade porch and balconies (Photo #20).

ALTERATIONS

The King House has a very high level of physical integrity. The primary alteration was the 1896 construction of the two-story Queen Anne Style house that incorporated the existing hall-and-parlor, side gabled house. The north and south porches of the pre-1885 construction were modified. A bath and sunroom were added to the west end of the north porch, and a bath and bedroom were added to the west half of the south porch. A portion of the roof ridge was lowered to accommodate the second-story sleeping porch. Sometime after the 1896 construction, the north and south porches on the hall-and-parlor portion were enclosed with windows. The shed roof porch extension was also added to the east elevation. In 1945, a kitchen building located to the west of the

**United States Department of the Interior
National Park Service**

**NATIONAL REGISTER OF HISTORIC PLACES
CONTINUATION SHEET**

Section number 7 Page 4 **KING, JOHN A. HOUSE, LAKE BUTLER,
UNION COUNTY, FLORIDA**

house was moved to the block south of the Kings property. The kitchen was installed in the west side of the house. In 1960, the porch extension on the east elevation was enclosed with metal sash windows.

**United States Department of the Interior
National Park Service**

**NATIONAL REGISTER OF HISTORIC PLACES
CONTINUATION SHEET**

Section number 8 Page 1 **KING HOUSE, LAKE BUTLER, UNION
COUNTY, FLORIDA**

SUMMARY

The King House is nominated to the National Register of Historic Places for its significance on the local level under Criterion C in the area of Architecture. The house is an outstanding example of the Queen Anne Style, and is distinctive in that the house incorporated an earlier home on the property that largely retains its form and features.

HISTORIC AND ARCHITECTURAL CONTEXT

Lake Butler and the King Family

The town of Lake Butler is named for Captain Robert Butler who served with Andrew Jackson during his campaigns in Florida. In 1821, Butler accepted the Spanish transfer of East Florida to the United States in 1821, at a ceremony in St. Augustine, and Butler was named the Surveyor General for the new survey of the territory in 1824. The town was founded in 1859 when Thomas A. Bradford purchased 40 acres from the United States government and surveyed it (Union Co. directory).

His doctor told John A. King that his sick daughter Georgia would do better in a warmer climate. King, his wife Nettie, and three children moved from Missouri to Florida, bringing with them only what would fit into a travel trunk (Maines). They traveled by train, and then buggy, and stopped at an oak tree in Lake Butler. King told some inquiring townspeople that he intended to grow cotton at Providence, an important early settlement due west of Lake Butler. The people encouraged him to farm near Lake Butler because a train depot was to be built there soon (Maines). The Kings chose to stay, but they did not farm cotton. Instead, on April 6, 1885 at an estate auction, he purchased a block on which was a one-story hall-and-parlor type frame vernacular house. Rather than farming, he opened a pharmacy. King knew little about pharmaceuticals, but he was a good businessman. When the profession was certified years later he was grandfathered in. A measure of his success is that in 1893 when the town was incorporated, he built its first brick building for his pharmacy. There, he was the first to serve iced drinks with ice he shipped in on the railroad, and stored in a thick walled icehouse. He purchased property and offered lots to businesses that promised to build with brick and never sell whiskey. He founded Lake Butler's first Sunday school (Fowler, "Back to"). John A. King died in 1910, and is buried in the Dekle Cemetery nearby.

John King's son, Dr. George Robert Seeber King, attended a college in Maryland and received his medical degree from the School of Physicians and Surgeons in Baltimore, in 1901. He inherited the King house when his father died in 1910. He married Agnes V. Wilson in 1903. They never had children. He served as doctor for Lake Butler and the area for many years, and typically made house calls in his horse and buggy. His high regard in the community is reflected in that many children were named for him. Dr. King was the first person in the county to purchase an automobile, but it was by order (Maines). Another man heard of the order and purchased a used automobile and had it rushed to town so as to be the first to possess and use one. Dr. King

United States Department of the Interior
National Park Service

**NATIONAL REGISTER OF HISTORIC PLACES
CONTINUATION SHEET**

Section number 8 Page 2 **KING HOUSE, LAKE BUTLER, UNION
COUNTY, FLORIDA**

died of liver cancer in 1941 at the age of 63. Near the time of his death, Dr. King donated a building several blocks north of the house to be used as the area's first hospital. It was known as the King Memorial Hospital, but it is now used for county offices.

John King's youngest daughter, Esther, was born in the early portion of the house. She endowed a scholarship for Union County High School graduates, and thereby has assisted many in the community to attend college.

After the death of Agnes King in a train accident, Dr. King's sisters asked Jewel and George Coleman to live at the house as caretakers (Dekle). Around 1945 Jewel Coleman turned the two-story portion of the house into three apartments, which she rented until her death in 1985. Many in the community call the house the Coleman house. Coleman's daughter, Anne Dekle inherited the house, and lived there with her husband and three children. One of her grandchildren currently owns the home.

Frame Vernacular

The hall-and-parlor, or "I" house form of construction was traditional among English settlements along the Southern coastal region (McAlester, 80-82). They are built with one, one and one-half, or two stories, and with rectangular footprints and side gable roofs. The buildings are one room deep, and the floor space contains one or two rooms. A centrally located, short stairway accesses any upper floor usage. An enclosed third room with shed roof often spans the rear elevation. By the 19th century most houses in the South had a shed-roofed porch spanning the front elevation. This was the configuration of the house the Kings used.

Queen Anne Style

The Queen Anne Style was a popular for residential construction from 1880 through 1910. The name, Queen Anne, is misleading, for the style draws heavily upon earlier Jacobean and Elizabethan precedents rather than the more restrained Renaissance architecture associated with the reign of Queen Anne (1702-1714). Richard Norman Shaw, an English architect, is credited for developing the style for grand manor houses in the 1860s. One of the first American examples of the style, the Sherman House in Newport Rhode Island, was designed by H.H. Richardson and completed in 1874. The American Architect and Building News featured early models, which helped to disseminate the style throughout the country. About 1900, a variety of other styles, primarily Colonial Revival and Prairie, began to eclipse the style. Typically expansive in scale, those buildings were often too large for America's diminishing family size. Identifying features of the Queen Anne style include irregular wall planes, and wall texture variations. Exterior wall fabrics range from brick, rough-face cast block, or stone veneers, to various wood shingles and sidings. Polygonal bay extensions and/or conical towers protrude from corners and wall surfaces. Complex and cross-gable roof arrangements, and patterned shingles adorn gable ends. Verandas are embellished with turned posts, spindle work, and decorative brackets. Double-hung sash windows are often detailed with multi-light patterns and corbeled brick chimneys extend far above the roof.

**United States Department of the Interior
National Park Service**

**NATIONAL REGISTER OF HISTORIC PLACES
CONTINUATION SHEET**

Section number 8 Page 3 **KING HOUSE, LAKE BUTLER, UNION
COUNTY, FLORIDA**

SIGNIFICANCE

John King's daughter, Aura, attended the art school at Stetson for a year, and she designed the Queen Anne Style addition onto the family's existing house. A local craftsman, D.F. McDonald was hired as the builder. The addition was begun in 1896. On September 29, a hurricane with 121 mph winds hit Lake Butler. King overbuilt the structural elements as the house was completed (Fowler, interview). The 1896 Queen Anne addition filled the property's corner, shifted the public façade from north to west, and dominated the enlarged house with its scale and character defining features. Despite the dominance of the addition, the form and special arrangements of the pre-1885 hall-and-parlor construction remain intact to a large degree. Its floorboards are noticeably wider than those in the addition.

The King House is an excellent example of Queen Anne Style architecture, and the best example in Lake Butler. The house is distinctive for its inclusion of a pre-existing hall-and-parlor house that was present on the property when it was purchased in 1885. The hall-and-parlor vernacular construction is largely intact in form, materials, and workmanship. The Queen Anne Style 1896 construction has an irregular footprint and floor plan, and its complex roof and elevation configuration characterize the style. Each elevation has complex, irregular planes. The main, west façade has a gable extension that is extended further with a bay window and balcony above it. A rectangular balcony is above the hip roofed porch. The porch and balconies have turned posts for roof supports, and scroll-sawn balusters and frets decorate these features. Diamond-shaped wooden shingles fill the gables on the north and west elevations and trim the fronts of the balconies and bay. The interior has massive turned newels, and turned balusters support the stair rails. The house contains a screened sleeping porch, a popular feature of late 19th century and early 20th century homes. The house retains a high degree of architectural integrity, and exhibits a high degree of workmanship.

**United States Department of the Interior
National Park Service**

**NATIONAL REGISTER OF HISTORIC PLACES
CONTINUATION SHEET**

Section number 9 Page 1 **KING, JOHN A., HOUSE, LAKE BUTLER,
UNION COUNTY, FLORIDA**

BIBLIOGRAPHY

McAlester, Virginia and Lee. A Field Guide to American Houses. New York: Alfred A. Knopf, 1984.

Dekle, Anne Coleman, interview with Hal Y. M, Union County Historian, 1990.

Fowler, Seeber Troy, "Back to Union County, Florida," unpublished manuscript, 2003.

Fowler, Seeber Troy, interview with John Dekle, 2003.

King Family Papers, retained at King House

Deed of Sale, April 6, 1885

Diploma, School of Physicians and Surgeons, Baltimore, 1901

Will of Dr. Seeber King, July 2, 1932.

Lake Butler Woman's Club, "History of Union County," Lake Butler, Florida: Union County Times, 1971.

Maines, Hal Y., interview, 1990.

Union County Directory, 2000-2001.

**United States Department of the Interior
National Park Service**

**NATIONAL REGISTER OF HISTORIC PLACES
CONTINUATION SHEET**

Section number 10 Page 1 **KING. JOHN A., HOUSE, LAKE BUTLER,
UNION COUNTY, FLORIDA**

VERBAL BOUNDARY DESCRIPTION

Parcel # 30-05-20-13-020-0010-0. Block 20, also, the West half of lot 52, Block 21, lying south of the Site of the Atlantic Coast Line Railroad, Original Plat of Lake Butler, as recorded in Deed Book I, Page 128, 129.

BOUNDARY JUSTIFICATION

The property encompassed by the National Register boundary has historically been associated with the John A. King House.

**United States Department of the Interior
National Park Service**

**NATIONAL REGISTER OF HISTORIC PLACES
CONTINUATION SHEET**

Section number _____ Photo _____ Page 1 **KING, JOHN A., HOUSE, LAKE BUTLER,
UNION COUNTY, FLORIDA**

PHOTOGRAPHIC LIST

1. King, John A., House, 105 SE 1st Avenue, Lake Butler
2. Union County, Florida
3. John Dekle
4. April 2003
5. King House
6. Facades of the King House at the corner of Lake and 1st Avenues, looking southeast
7. Photo #1 of 20

Items 1-5 are the same for the remaining photographs.

6. Main, west façade, looking southeast
7. Photo #2 of 20

6. North elevation, looking southwest
7. Photo #3 of 20

6. East and south elevations, looking northwest
7. Photo #4 of 20

6. South elevation, looking north
7. Photo #5 of 20

6. Interior central hall with stairway, looking east
7. Photo #6 of 20

6. First floor, north bedroom, looking north
7. Photo #7 of 20

6. First floor, southwest parlor, looking south
7. Photo #8 of 20

6. Bay window in parlor, looking west
7. Photo 9 of 20

6. Southeast bedroom, looking south
7. Photo #10 of 20

**United States Department of the Interior
National Park Service**

**NATIONAL REGISTER OF HISTORIC PLACES
CONTINUATION SHEET**

Section number _____ Photo _____ Page 2

**KING, JOHN A., HOUSE, LAKE BUTLER,
UNION COUNTY, FLORIDA**

- 6. Dining room, looking east
- 7. Photo #11 of 20

- 6. Kitchen, looking northeast
- 7. Photo #12 of 20

- 6. North porch, looking northeast
- 7. Photo #13 of 20

- 6. South porch, looking south
- 7. Photo #14 of 20

- 6. Second floor landing, looking east
- 7. Photo #15 of 20

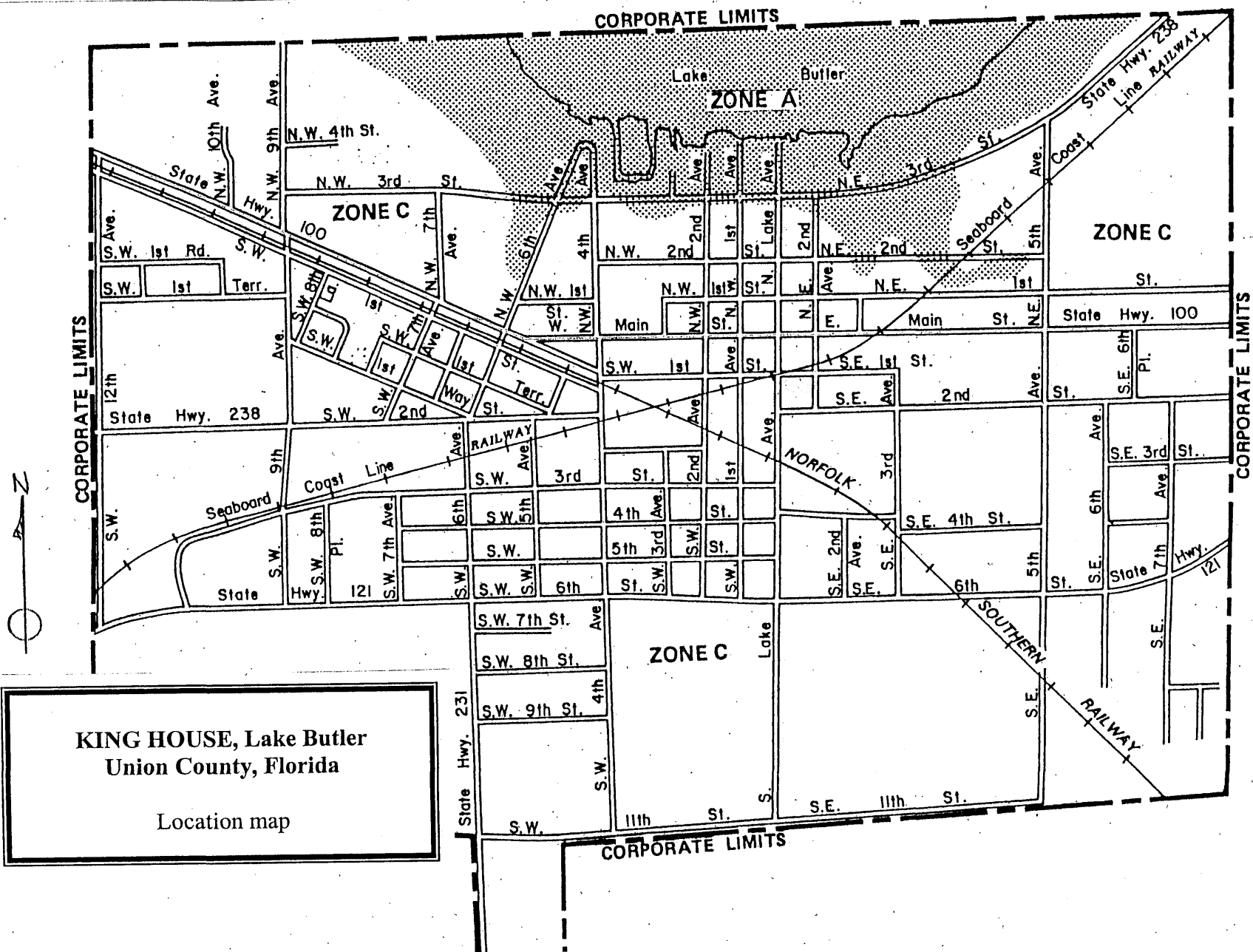
- 6. Second floor north bedroom, looking east
- 7. Photo #16 of 20

- 6. Second floor bathroom, looking east
- 7. Photo #17 of 20

- 6. Second floor, southwest bedroom, looking southwest
- 7. Photo #18 of 20

- 6. Sleeping porch, looking southeast
- 7. Photo #19 of 20

- 6. Railing of window's walk, and view of downtown, looking north
- 7. Photo #20 of 20



KING HOUSE, Lake Butler
 Union County, Florida

Location map

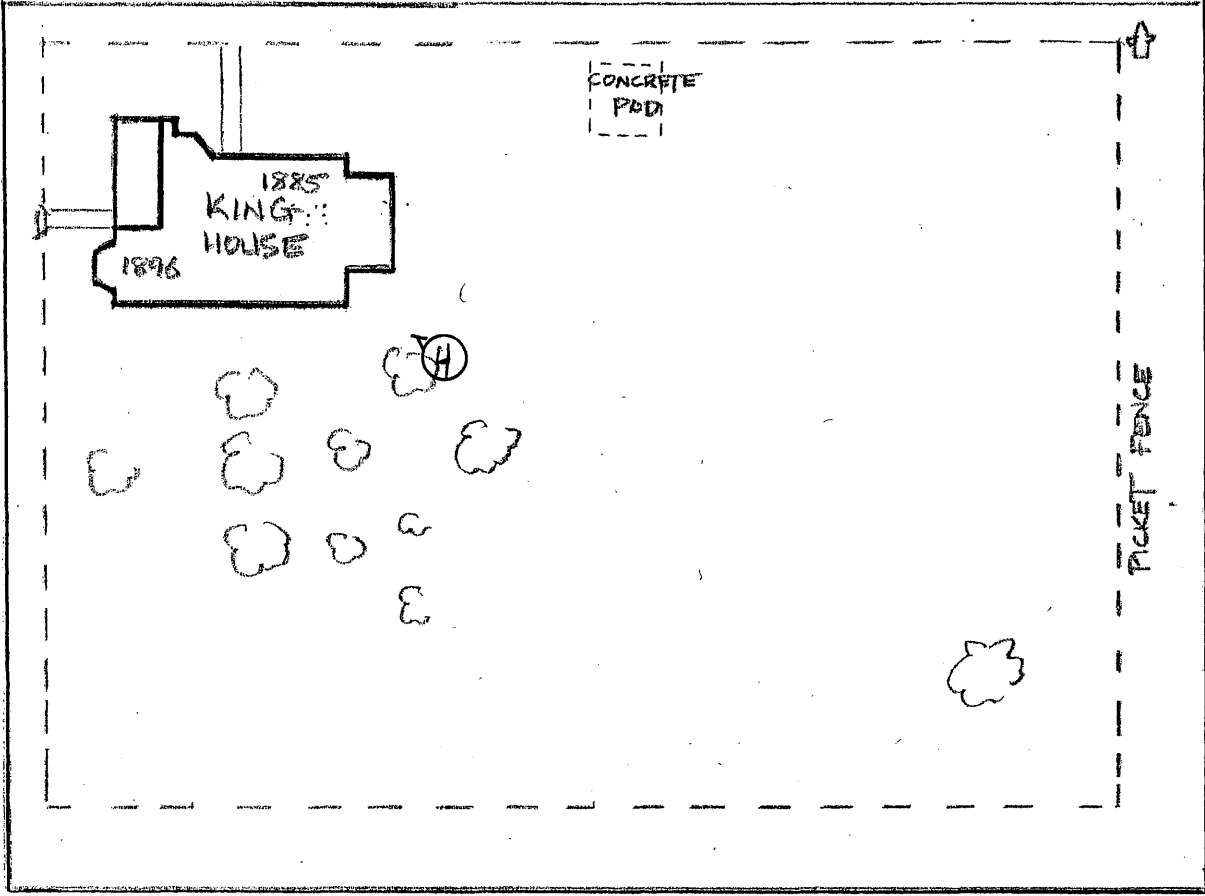
1

3

S.E. 1ST ST. / CLEVELAND

2


S.E. 1ST AVE / LAKE



S.E. 2ND AVE / GEORGIA

S.E. 2ND ST. / PERRY

**KING HOUSE, Lake Butler
Union County, Florida**

Site Map & Photo Diagram 



NORTH



FIREPLACE

**KING HOUSE, Lake Butler
Union County, Florida**
First Floor Plan & Photo Diagram

2521.6 SQUARE FEET

PANTRY

SUN PORCH

BEDROOM

BATH

SUN PORCH

FRONT PORCH

STAIRS

FOYER

DINING ROOM

KITCHEN

UTILITY ROOM

8

10

11

13

12

9 PARLOUR

BEDROOM

CLOSET

BEDROOM

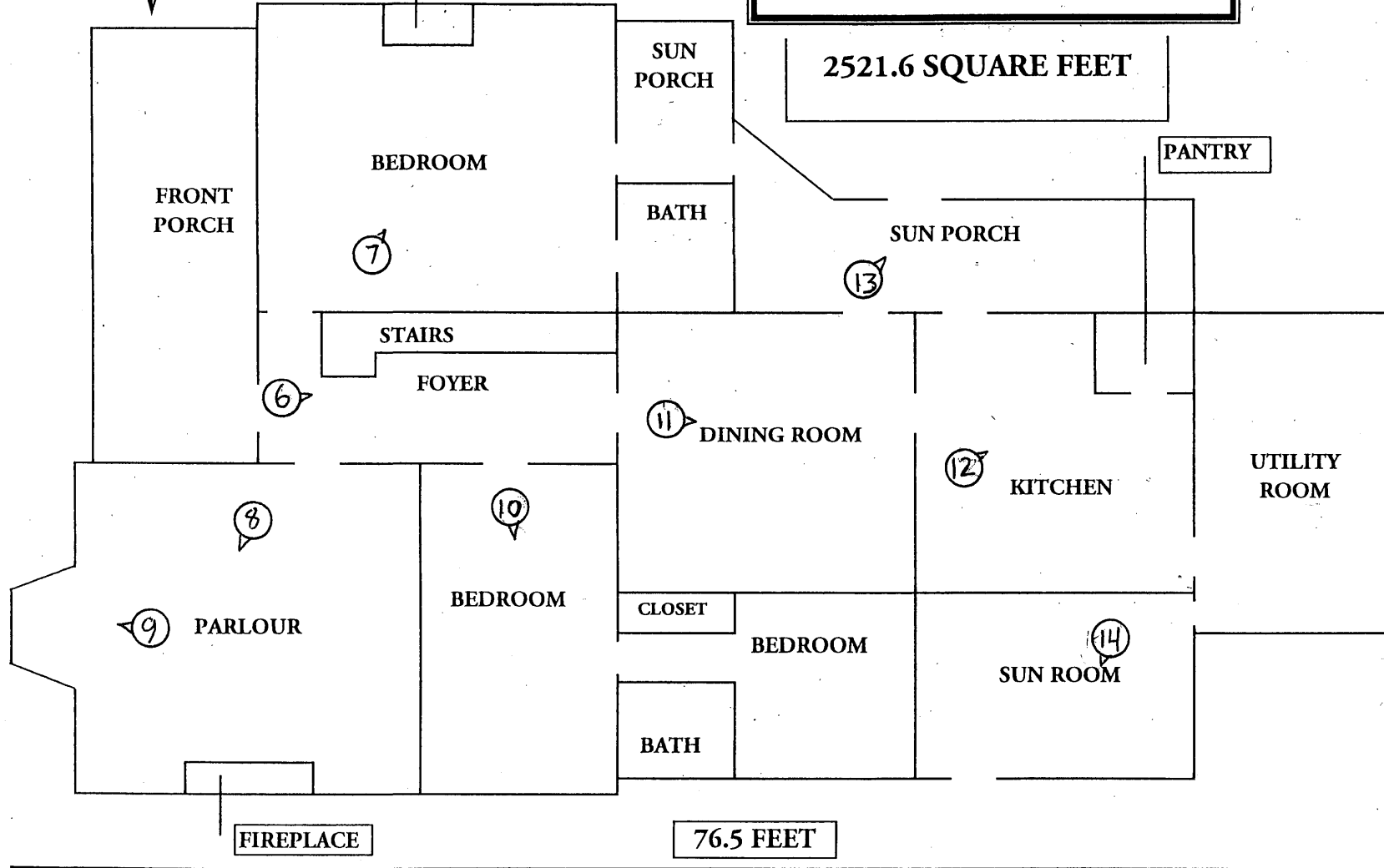
SUN ROOM

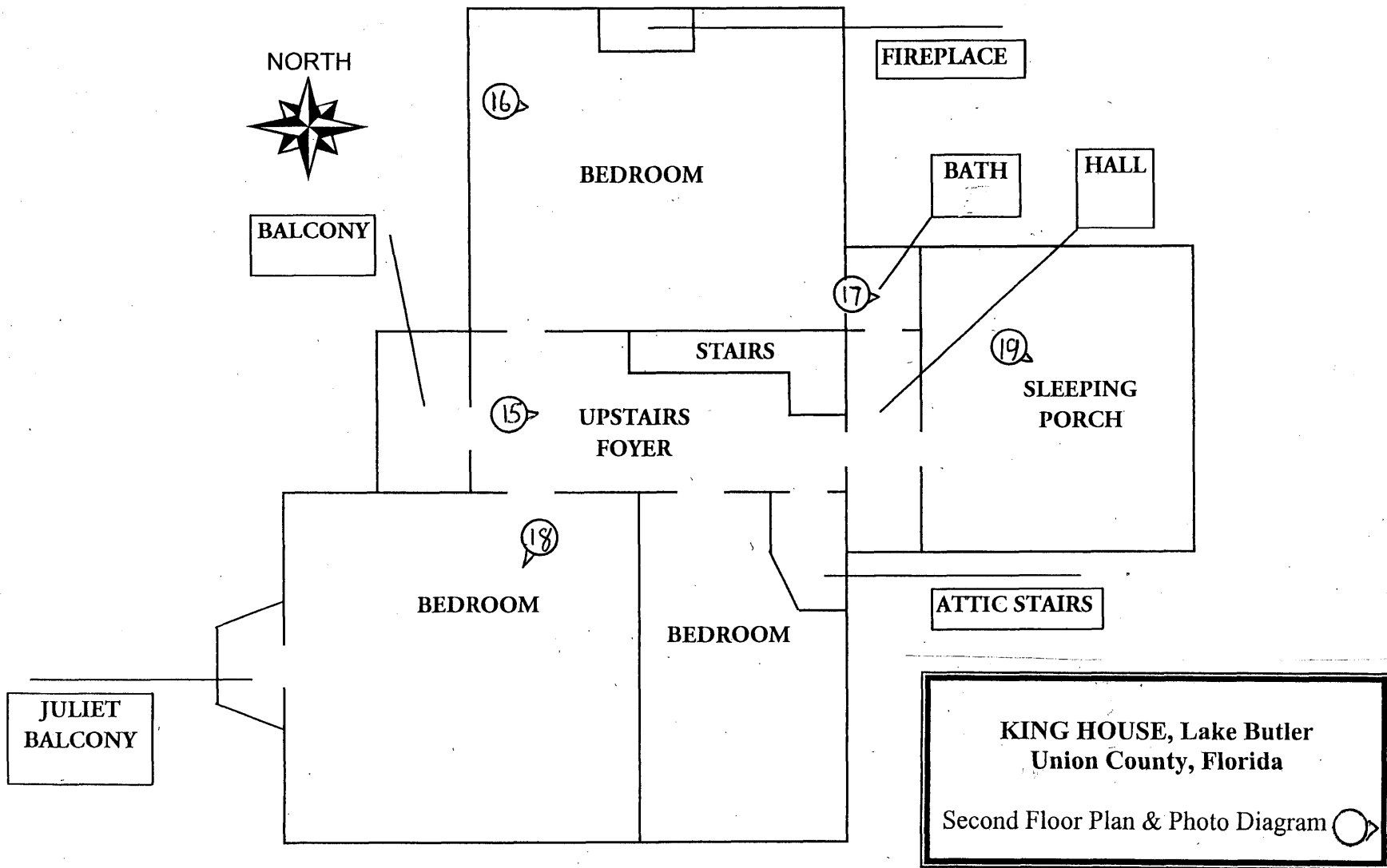
14

BATH

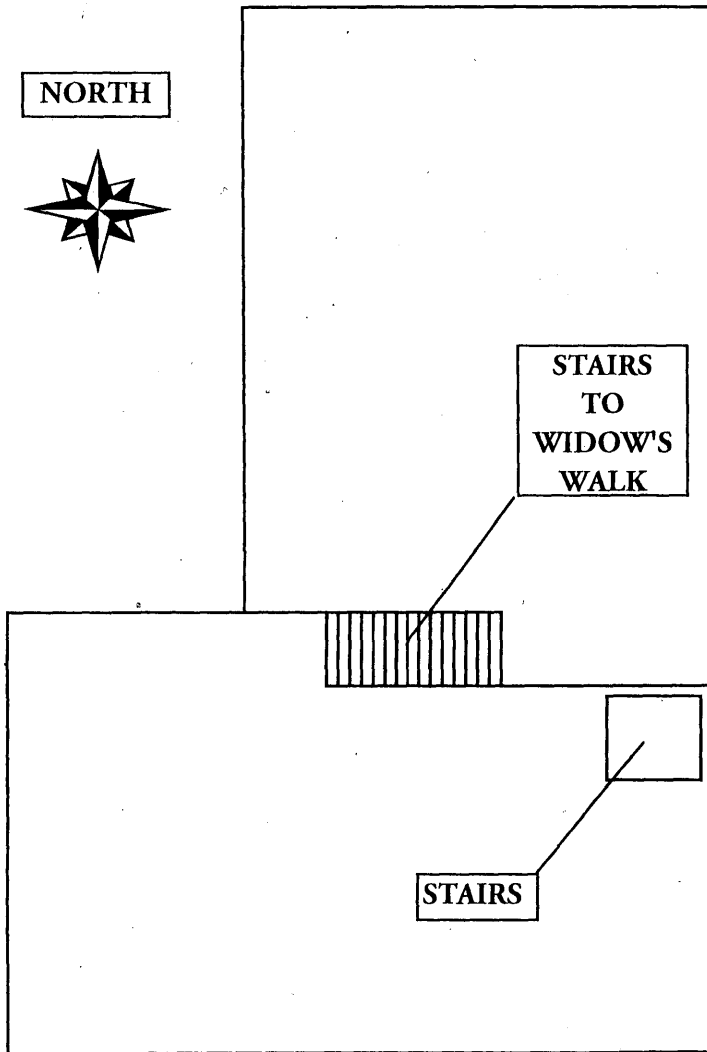
FIREPLACE


76.5 FEET

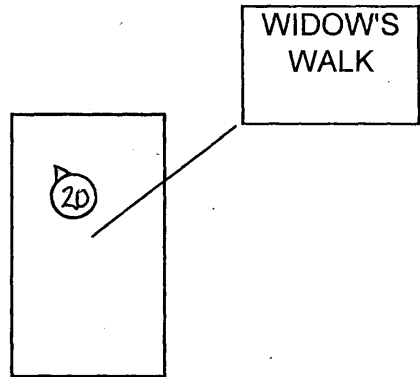




NORTH



**KING HOUSE, Lake Butler
Union County, Florida**
Attic Floor Plan & Photo Diagram 



NORTH



FIREPLACE

**KING HOUSE, Lake Butler,
Union County, Florida**

Pre-1885 construction & 1896 construction - // // //

2521.6 SQUARE FEET

PANTRY

FRONT PORCH

BEDROOM

SUN PORCH

BATH

SUN PORCH

STAIRS

FOYER

AFTER
1896

DINING ROOM

UTILITY
ROOM

KITCHEN

PARLOUR

BEDROOM

CLOSET

BEDROOM

SUN ROOM

BATH

FIREPLACE

76.5 FEET

