

667

United States Department of the Interior  
National Park Service

# National Register of Historic Places Registration Form

This form is for use in nominating or requesting determinations for individual properties and districts. See instructions in National Register Bulletin, *How to Complete the National Register of Historic Places Registration Form*. If any item does not apply to the property being documented, enter "N/A" for "not applicable." For functions, architectural classification, materials, and areas of significance, enter only categories and subcategories from the instructions.

RECEIVED 2280  
AUG 14 2015

Nat. Register of Historic Places  
National Park Service

### 1. Name of Property

Historic name: \_\_\_\_\_  
Other names/site number: South Drummond Street Neighborhood Historic District  
Name of related multiple property listing:  
N/A  
(Enter "N/A" if property is not part of a multiple property listing)

### 2. Location

Street & number: Roughly bounded by Bowmar Avenue and Yerger Street to the north; properties Green and Second Streets to the west; Oak Hill Street, Halls Ferry Road and Confederate Avenue to east and southeast; the rear property lines of lots fronting the south side of Polk Street to the south; and the western boundary includes Bowmar Avenue, Green Street, and the rear property lines of lots fronting the west side of Second Street.  
City or town: Vicksburg State: Mississippi County: Warren  
Not For Publication:  Vicinity:

### 3. State/Federal Agency Certification

As the designated authority under the National Historic Preservation Act, as amended,  
I hereby certify that this X nomination \_\_\_ request for determination of eligibility meets the documentation standards for registering properties in the National Register of Historic Places and meets the procedural and professional requirements set forth in 36 CFR Part 60.  
In my opinion, the property X meets \_\_\_ does not meet the National Register Criteria. I recommend that this property be considered significant at the following level(s) of significance:

\_\_\_ national \_\_\_ statewide X local  
Applicable National Register Criteria:  
X A \_\_\_ B X C \_\_\_ D

<u>Kenneth H. P. Paul</u>	<u>July 20, 2015</u>
Signature of certifying official/Title:	Date
<u>DEPUTY SHPO</u>	
State or Federal agency/bureau or Tribal Government	

South Drummond Street Neighborhood Historic District

Warren, Mississippi

Name of Property

County and State

In my opinion, the property \_\_\_ meets \_\_\_ does not meet the National Register criteria.

Signature of commenting official:

Date


Title :

State or Federal agency/bureau  
or Tribal Government

#### 4. National Park Service Certification

I hereby certify that this property is:

- entered in the National Register  
 determined eligible for the National Register  
 determined not eligible for the National Register  
 removed from the National Register  
 other (explain:)

  
Signature of the Keeper

9-28-2015  
Date of Action

#### 5. Classification

##### Ownership of Property

(Check as many boxes as apply.)

- Private:   
Public - Local   
Public - State   
Public - Federal

South Drummond Street Neighborhood Historic District  
 Name of Property

Warren, Mississippi  
 County and State

**Category of Property**

(Check only **one** box.)

- Building(s)
- District
- Site
- Structure
- Object

**Number of Resources within Property**

(Do not include previously listed resources in the count)

Contributing	Noncontributing	
<u>329</u>	<u>31</u>	buildings
<u>          </u>	<u>1</u>	sites
<u>2</u>	<u>          </u>	structures
<u>          </u>	<u>          </u>	objects
<u>331</u>	<u>32</u>	Total

Number of contributing resources previously listed in the National Register 0

**6. Function or Use**

**Historic Functions**

(Enter categories from instructions.)

- DOMESTIC: single dwelling
- DOMESTIC: multiple dwelling
- DOMESTIC: secondary structure
- COMMERCE: business
- COMMERCE: professional
- COMMERCE: specialty store
- TRANSPORTATION: road-related (vehicular)

**Current Functions**

(Enter categories from instructions.)

- DOMESTIC: single dwelling
- DOMESTIC: multiple dwelling
- DOMESTIC: secondary structure
- COMMERCE: business
- COMMERCE: professional
- COMMERCE: specialty store
- RECREATION AND CULTURE: playground
- TRANSPORTATION: road-related (vehicular)
- VACANT: not in use

South Drummond Street Neighborhood Historic District  
Name of Property

Warren, Mississippi  
County and State

## 7. Description

### Architectural Classification

(Enter categories from instructions.)

No Style

LATE VICTORIAN: *Queen Anne*

LATE VICTORIAN: *Italianate*

LATE 19<sup>th</sup> & 20<sup>th</sup> CENTURY REVIVALS: *Italian Renaissance*

LATE 19<sup>th</sup> & 20<sup>th</sup> CENTURY REVIVALS: *Colonial Revival*

LATE 19<sup>th</sup> & 20<sup>th</sup> CENTURY REVIVALS: *Tudor Revival*

LATE 19<sup>th</sup> & 20<sup>th</sup> CENTURY REVIVALS: *Mission/Spanish Colonial Revival;*  
*Mediterranean Revival*

LATE 19<sup>th</sup> & 20<sup>th</sup> CENTURY AMERICAN MOVEMENTS: *Prairie School*

LATE 19<sup>th</sup> & 20<sup>th</sup> CENTURY AMERICAN MOVEMENTS: *Bungalow/Craftsman*

MODERN MOVEMENTS: *Ranch Style*

OTHER: *Contemporary*

OTHER: *Free Classical Queen Anne*

OTHER: *Eclectic*

**Materials:** (enter categories from instructions.)

Principal exterior materials of the property; foundations: BRICK, CONCRETE; walls: Brick Veneer, Wood – weatherboard and drop-siding, ASBESTOS, and SYNTHETICS; roofs: ASPHALT, ASBESTOS, METAL

## Summary

The South Drummond Street Neighborhood Historic District consists of a total of 364 resources including buildings, subsidiary buildings, a playground, a bridge, and a channeled bayou. The district occupies land historically considered a suburb of downtown Vicksburg and is comprised of a number of late-19<sup>th</sup> to mid-20<sup>th</sup> century suburban planned neighborhoods that developed south of Bowmar Avenue. While Vicksburg's most impressive period of growth occurred between 1880 and 1910, a surge in development occurred within the district during the years between the 1920s and 1950s. The planned subdivisions within the larger South Drummond Street Neighborhood Historic District indicate large-scale efforts to meet the needs of a growing population and the ideals of suburban life away from the noise and pollution of the city. Not only does the layout of individual subdivisions adhere to evolving patterns in residential planning, the majority of architectural types and styles reflect popular housing trends throughout the southeastern United States during this period. The building types and styles further speak towards the city's efforts to provide a range of housing from low-income, affordable housing, to large estates occupied by some of Vicksburg's most affluent residents.

The South Drummond Street Neighborhood Historic District includes 331 (91.2%) contributing resources and 32 non-contributing resources (8.8%). No previously listed properties are located

South Drummond Street Neighborhood Historic District

Warren, Mississippi

Name of Property

County and State

within the district. Among the 363 total resources, residential buildings are the most prevalent with a total of 290 (80%), followed by subsidiary buildings with a total of 67 (19.4%). Residential resources include both single-family and multi-family dwellings, and apartment buildings.

One-story, single-family residential dwellings predominate within the district, with the Bungalow being the most common house type, followed by the Ranch House and Minimal Traditional. The majority of the residential resources within the South Drummond Street Neighborhood Historic District lack a defined architectural style. Craftsman is the most popular, followed by Colonial Revival, and Tudor Revival. Rare interpretations of Prairie, Queen Anne and Free Classical Queen Anne, Italianate, Mediterranean Revival, and Spanish Revival occur within the district as well, contributing to the wide range of stylistic influences.

---

### Narrative Description

Vicksburg (pop. 23,542 in 2013) is situated along the banks of the Mississippi River in Warren County, Mississippi. Warren County is located within the central portion of the State, on its western edge. It is bordered to the west by the Mississippi River and Louisiana. The loess bluffs above the Mississippi River helped to shape development patterns in Vicksburg, including the South Drummond Street Neighborhood Historic District. This topographic anomaly created steep hills and valleys throughout the region. Vicksburg, incorporated in 1825, remains the only incorporated municipality in Warren County.<sup>1</sup>

The historic district is located south-southwest of downtown Vicksburg, south of Bowmar Avenue. The *South Cherry Street Historic District*, an early suburb of Vicksburg was listed on the National Register in 2003 (NR#03001141), and is adjacent to the north of the South Drummond Street Neighborhood. Streets within the historic district include Candee, Division, Drummond, Forrest, Green, Laurel, Markham, Mulvihill, and National Streets, Parkside and Parkway Drives, Polk, Prospect, and Realty Streets, Rose Lane, Second Street, Short Cherry Street, Wisteria Drive, and Yerger Street. The district is comprised of numerous surveys and planned subdivisions of land including those of Union Bank, the Southside Land Company, and the Parkside Land Company, and the National Park Addition, Prospect Place, Parkside Terrace, and Parkside Heights.

The South Drummond Street Neighborhood Historic District is irregular in shape, and its topography ranges from flat to relatively hilly terrain, including sharp loess bluffs. While many resources are sited at street level, others are atop bluffs at higher elevation requiring steps leading up from the street. The overall layout of the district varies as a result of this unique topography. Rather than a direct north-south or east-west grid pattern, numerous roads within the district run in a diagonal direction to conform to the varying natural landscape elements.

Drummond Street (formerly Park Avenue) serves as the primary artery through the historic district and runs in a straight northeast to southwest direction. Stout's Bayou (#307) is a

<sup>1</sup> Gordon Cotton, Old Court House Museum, "History of Warren County, Mississippi," 2014 Warren County official website, <http://www.co.warren.ms.us/History.php> (accessed November 2014).

South Drummond Street Neighborhood Historic District

Warren, Mississippi

Name of Property

County and State

relatively narrow concrete channel traversing the northern portion of the district from Yerger Street, beneath the Drummond Street Bridge (#22), west across Green Street, and meandering in a southwest direction beyond the limits of the historic district. The southern half of the historic district, particularly the "National Park Addition," located between Polk and Mulvihill Streets, is oriented in a northwest to southeast plan on either side of Drummond Street, with Second Street travelling in a northeasterly direction. The majority of the roads within the "National Park Addition" are straight. "Prospect Place" is also occupied by straight, grid-like streets. The Parkside Land Company developments, including Parkside Heights and Parkside Terrace, are demonstrative of trends in Post-World War II curvilinear street patterns with larger lots.

### *Neighborhoods and Streetscapes*

Streetscapes are residential with only three commercial/professional buildings situated along the north end of Drummond Street. The majority of the residential properties feature concrete, stone, or brick paths leading from the street or sidewalk to an entry porch. In many instances, due to the topography, steep steps unite the path to the street. It is not uncommon for small, frame garages or utility sheds to be situated near the rear of a residential lot, and at the end of a concrete, concrete strip, or gravel driveway. The later residential properties tend to feature integral, multi-car garages. Historic carports or porte-cocheres are also common features of the earlier, more affluent residences. A few alleys separate blocks of the earlier neighborhoods; however, the majority are inaccessible. For the most part, each of the developments, or subdivisions, feature distinct characteristics with regards to design and streetscape. The following provides a general description of each of the significant planned subdivisions identified within the historic district.

Prospect Street and the north side of National Street make up the **Prospect Place** subdivision, one of the earliest planned developments in the historic district. Prospect Street is approximately 30 feet in width, concrete, with decorative coursing. The street is lined with concrete curbs and sidewalks on either side (Photographs 23 to 25). Grass separates the curb and sidewalks, and at various locations, trees line the street. Residential setback is a consistent 20 to 25 feet from the edge of the sidewalk. Residences along Prospect and Division Streets are predominantly modest bungalows with small detached frame garages/utility sheds. Division Street is unique in that residences lining the north side of the street are parallel to those on Prospect; however, due to the alignment of Division Street, the houses are angled toward the street rather than perpendicular as shown in Photographs 1 and 2.

The **Southside Land Company** subdivision consists of lots similar to the size of those platted in Prospect Place, measuring approximately 50 feet by 150 feet. With the exception of Drummond Street, streets within this addition are approximately 30 feet in width with concrete curbs. Setbacks are consistent and residential architecture primarily spans the 1920s to early 1950s with a variety of types and styles including Bungalows, Minimal Traditional, and Ranch Houses. The bungalows, though relatively modest, tend to exhibit greater stylistic influences than those observed in Prospect Place. Resources fronting Drummond Street within the Southside Land Company development are among the finest residences in the historic district, exhibiting an array of residential types and styles. Streets are concrete with concrete curbing. In many instances, concrete sidewalks are either non-existent, or located along only one side of the street. Short

South Drummond Street Neighborhood Historic District

Warren, Mississippi  
County and State

Name of Property

Cherry Street is among the better examples of streets lined with mature trees. (Photographs 9, 27, and 28)

Development within the **National Park Addition** initially began along Drummond, Second, Polk, and National Streets. While the lots along Drummond remained somewhat larger in scale, those along the latter streets were slightly smaller, narrow lots predominantly occupied by modest bungalows. Polk Street and National Streets are both lined with concrete sidewalks. The concrete paving on Polk Street features decorative coursing. Loess bluffs along the north side of National Street resulted in a number of residences to be elevated substantially from the street, and accessed via steep concrete or stone steps. East of Drummond Street, development appears to have occurred somewhat later with many of the residences along Forrest Street constructed during the 1940s and 1950s. (Photographs 13-14 and 21-22)

**Parkside Land Company**, including **Parkside Terrace** and **Parkside Heights**, is a later development characterized by curving streets, and substantially larger and wider lots designed to accommodate the popular sprawling Ranch House. Houses occupying these lots have deeper setback, and large grassed yards, often terraced. The smaller lots within this development are primarily occupied by Minimal Traditional housing and the later Ranch House. Streets such as Wisteria and Parkside Drive are wider than their counterparts, and sidewalks are not part of the residential design. This is likely due in part to the greater emphasis of the automobile. These streets feature a much higher number of properties containing driveways extending from the street to integral garages on the sides or rear of the residences. Along the majority of the residential streets, off-street parking predominates. A unique feature of the Parkside Terrace addition is the round cul-de-sac with a grassed interior at the southeast end of Parkside Drive. (Photographs 17-18 and 29-30)

#### *Architectural Resources*

Construction dates within the district range from c.1900 to c.2010, with one example constructed c.1890 at 2901 Yerger Street (#306, Photograph 66). The earliest surviving resources within the historic district are found along Drummond Street, Forrest Street, Mulvihill Street, National, Polk, Second, and Yerger Streets. The earliest residences along Drummond and Mulvihill Streets are among the grandest in the district.

Residential architecture accounts for approximately 80 percent of the total resources within the district. Subsidiary buildings, including, but not limited to detached garages, sheds, carports, and pool houses, account for approximately 18 percent. There are only three examples (#s 23, 28, and 29) of commercial spaces, one of which is historically residential. All are located on Drummond Street near the north end of the district.

Residential architecture is predominantly one-story, with a scattering of one-and-one-half-story, two-story, and split-level examples. Continuous brick foundations and frame construction account for nearly all of the dwellings in the district. Common exterior cladding include brick veneer, drop-siding, asbestos shingles, and vinyl siding. Double-hung windows, casement windows, and large single-pane picture windows are common. Roofs are predominantly asphalt-shingled; however, occurrences of asbestos shingles and corrugated metal are found.

South Drummond Street Neighborhood Historic District

Warren, Mississippi

Name of Property

County and State

Overhanging eaves with exposed rafter ends are commonly found on buildings constructed during the 1920s and 1930s. Partial-width and full-width front porches occur frequently, particularly when found on the bungalow house types. The later, mid-century house types, including Ranch Houses and Minimal Traditional, tend to feature small entry stoops. Common porch modifications observed in the historic district include the screening of front porches, or full enclosure with windows and walls.

Of the 291 residential resources within the South Drummond Street Neighborhood Historic District, the bungalow is overwhelmingly represented with a total of 123 examples (42.3% of the residential buildings). The Ranch House follows with 77 (26.5%), and Minimal Traditional with 32 (11%). There are 13 (4.5%) representations of an English Cottage. Examples of Four-over-four dwellings, two-story apartment buildings, and side-gabled and three-bay cottages are also represented. A number of resources lack a traditional architectural type, or form. However, many of these are among the finest homes in the neighborhood, larger in scale and exhibiting a higher degree of stylistic embellishments.

Represented architectural styles occurring in the district are characteristic of American architectural styles popular throughout the country during the early- to mid-20<sup>th</sup> century. While the majority of the resources lack an academic style, the South Drummond Street Neighborhood exhibits an array of stylistic influences ranging from the popular Tudor Revival, Colonial Revival, and Craftsman to a variety of examples most often applied to the more affluent residences. Among those styles occurring in rare instances include Contemporary, Italian Renaissance, Italianate, Prairie, and Mediterranean Revival. Ranch and Minimal Traditional house types, which account for the majority of the resources, traditionally lack academic styles. As such, it is not surprising that the largest percentage of resources do not exhibit stylistic adornment.

Among the 363 resources located within the South Drummond Street Neighborhood Historic District, a total of 332 contribute to the integrity and overall sense of place of the district. Those determined to be non-contributing (total of 31) are either less than 50 years old and constructed after the Period of Significance (c.1890-1965), or exhibit substantial alterations to such a degree that the original form or style are no longer extant. Resources with large-scale additions that detract from the historic streetscape and character of neighborhood are also non-contributing.

### **Inventory of Resources**

The inventory is arranged alphabetically by street name in ascending order. Properties that include subsidiary resources such as garages and sheds are assigned a lowercase letter immediately following the assigned resource number. Only the primary resource number is keyed to the sketch map. Resources that were not constructed during the period of significance, or have lost a high degree of integrity, were determined to be non-contributing to the historic character of the South Drummond Street Neighborhood Historic District. Each resource is classified in the inventory as contributing (C) or Non-Contributing (NC). In addition to these acronyms, the following are utilized in this inventory: vertical (V), horizontal (H), window (W),



South Drummond Street Neighborhood Historic District

Warren, Mississippi  
County and State

Name of Property

door (D), and double-hung (DH). When detailing the bays on the façade (front elevation), fenestrations is described from left to right.

**Candee Street**

- 1) C 1102 Candee Street c.1925 Craftsman Bungalow  
One-story, two-bay (2W, D) residence with front gable roof and rectangular plan. The house rests on a continuous stuccoed foundation. Primary windows are 1:1 DH wood sash. A 1/1 window flanks either side of the entry door. A front-gabled projecting porch is off-centered on the façade and features tapered square wood columns on stuccoed brick piers. The dwelling is clad in weatherboard siding and features wide overhanging eaves. A one-story, side-gabled addition extends from the rear of the east elevation. A detached, open carport is located east of the house.
- 2) C 1105 Candee Street c. 1935 Craftsman Bungalow  
One-story, front-gabled bungalow on a continuous brick foundation, with an off-centered front-gabled entry porch, weatherboard siding, and an interior brick chimney situated on the east roof slope. A second interior brick chimney straddles the ridge of the roof at the rear end of the house. The roof is clad in metal sheets. The house faces out. Principal windows are DH sash featuring 9 panes of varying sizes over a single pane sash. The porch on the façade (south) features a brick foundation and knee wall. The porch has been enclosed with glass jalousie windows. The entry door to the house is situated on the east wall of the enclosed porch and is not original to the house.

**Division Street**

- 3) C 1222 Division Street c.1945 Craftsman Bungalow  
One-story, brick veneer bungalow. The façade (northeast) is symmetrical with 6 bays (2W, D, 2W, 2W, D, 2W). The house features a hipped roof with asphalt shingles and two front-gabled projecting bays on the façade. A centered entry porch is inset between the projecting bays and features a shed roof supported by tapered brick columns. Windows are 6/1, double-hung wood sash. There are identical shed roof extensions on the side elevations near the rear of the house. The east extension features a side entrance to the house.
- 4a) C 1301 Division Street c.1925 Craftsman Bungalow  
One-story, stuccoed residence with a front-gabled roof with asphalt shingles, overhanging eaves, and exposed rafter ends. The façade (south) is 3 bays (W, WDW, 2W). The entry door is Craftsman in design and features 8-lights and two vertical wood panels. On either side of the entry door are three-light wood casement windows. Two, exterior brick chimneys are located on the east elevation. A front-gabled projecting bay extends on the east side of the façade (south), and a second projecting gabled wing extends on the west side of the façade. An entry porch with shed roof is inset between the projecting bays, and features square wood posts on tapered, stuccoed piers. Primary windows are double-

South Drummond Street Neighborhood Historic District

Warren, Mississippi

Name of Property

County and State

hung wood sash with triangular and diamond-shaped panes in the upper sash.  
(Photograph 31)

- 4b) C Garage c.1950  
One-story, open carport with a front-gabled roof with drop-siding in the gable end. The carport features round metal posts and a utility room at its rear. A paneled wood door accesses the utility room.
- 5a) C 1303 Division Street c.1925 Craftsman Bungalow  
One-story, front-gabled Bungalow on a continuous stuccoed foundation. The house is clad in vinyl siding. The roof is clad in asphalt and features wide overhanging boxed eaves with partial returns in the gable ends. The façade is three bays (2W, D, 2W). A front-gabled porch is off-centered on the façade and features vinyl siding in the gable, square wood tapered posts on brick piers, and a metal railing. Windows are 3 (V)/1 DB wood sash. Small, 4(V)/1 DH wood sash are found on the side elevations. The entry door is off-centered and is a modern replacement. An exterior brick chimney on the east elevation pierces the roof eaves.
- 5b) C Garage c.1925  
Front-gabled garage with drop-siding cladding and a modern door.
- 6a) C 1305 Division Street c.1925 Craftsman Bungalow  
One-story bungalow featuring a front-gabled roof clad in asphalt shingles with overhanging boxed eaves. The façade (south) is three bays (2W, D, 2W) with paired windows and an off-centered entry door. The house is rectangular in shape and contains an off-centered, front-gabled projecting porch on the façade. A fixed, three-light window is located within the gable end of the porch. The porch roof is supported by tapered, square wood posts on brick piers. The west side of the porch projects slightly in a round arch. A porte-cochere is located on the east and features brick piers supporting faux vine metal posts and flat pergola-style roof.
- 6b) C Garage c.1925  
Two-story, two-car garage featuring a front gable roof with overhanging eaves and exposed rafter ends. Windows are 4/4 DH wood sash. Sliding garage doors are diagonal board. The west side of the second story is cantilevered.
- 7a) C 1307 Division Street c.1925 Craftsman Bungalow  
One-story, stuccoed bungalow with an asymmetrical 3-bay (2W, D, 2W) façade (south). The façade features an off-centered entry door and cross-gabled roof. An off-centered entry porch with gable roof projects from the façade and features stuccoed square columns and a metal railing. Windows are 6/6 DH wood sash. There is an exterior brick chimney with brick corbeling that pierces the eave on the east elevation. Modern fixed windows are found on the east elevation.

South Drummond Street Neighborhood Historic District  
Name of Property

Warren, Mississippi  
County and State

- 7b) C Garage c.1925  
One-story, front-gabled garage/utility shed with vertical flush board siding and overhanging eaves. (Photograph 32)
- 8) C 1309 Division Street c.1925 Craftsman Bungalow  
One-story bungalow with a front-gabled roof and rectangular plan. The exterior is stucco and features modern 1/1 DH windows. The roof features overhanging boxed eaves and brackets in the front gable. The façade (south) is three bays (2W, D, 2W), including a slight projection containing a set of paired windows. An off-centered entry porch features a stuccoed front-gabled roof supported by square wood posts on tapered, stuccoed piers. Windows on the west elevation are historic 4V/1 DH wood sash. An exterior, stuccoed chimney on the east elevation pierces the roof eave.
- 9) C 1310 Division Street 1939 Colonial Revival  
One-and-one-half-story, side-gabled cottage with weatherboard siding, a moderately pitched, asbestos-shingled roof, and a front-gabled projecting wing on the façade (north). The projection features a three-sided bay window with hipped roof and 6/6 and 4/4 DH wood sash. The façade features two gabled dormers with 6/6 DH wood sash windows. The entry door is off-centered and features wood paneling and sidelights with aprons. An exterior brick chimney is on the east elevation. A screened porch with shed roof is located on the east elevation. The house rests on a continuous brick foundation. On the west elevation, a garage space at basement level is enclosed with vinyl siding.
- 10a) C 1311 Division Street c.1925 Craftsman Bungalow  
One-story, side-gabled bungalow clad in vinyl siding and rests on a brick pier foundation with infill concrete block. The roof is asphalt-shingled and features overhanging eaves with exposed rafter ends. The three-bay (W, D, 2W) façade (south) features an off-centered entry door. The front windows are modern 1/1 DH sash with applied muntin-and-rail grids giving the appearance of 9/6. An off-centered, projecting front-gabled porch is on the façade and features brackets in the gable end. The entry porch contains two square wood columns on brick piers and a square wood balustrade. An interior brick chimney straddles the roof ridge. Side elevation windows are historic 4(V)/1 DH wood sash. A small rear porch has been enclosed, and a full-width shed addition is located along the rear.
- 10b) NC Garage c.1940  
One-story, front-gabled, single-car garage clad in corrugated metal sheets.
- 11) C 1313 Division Street c.1925 Craftsman Bungalow  
One-story, hipped bungalow with asbestos shingle roofing and clapboard siding. The asymmetric façade (south) is 3 bays (2W, D, 2W) and an off-centered hipped porch featuring a plain wood cornice, and square wood posts on stuccoed piers. The single-leaf entry door is a modern replacement. Primary windows are 3(V)/1 DH wood sash. Smaller windows on the side elevations are 4(V)/1 DH wood sash. An exterior brick chimney on

South Drummond Street Neighborhood Historic District

Warren, Mississippi

Name of Property

County and State

the east elevation pierces the roof eave. There is a metal vent straddling the roof ridge. A modern open, shed-roofed carport is attached on the east elevation at the rear of the house.

- 12) C 1315 Division Street c.1925 Craftsman Bungalow  
One-story bungalow featuring a side-gabled roof clad in asphalt shingles. The façade (south) is three bays (W, D, 2W), with a modern 9/6 aluminum window, a single-leaf six-panel wood door, and a pair of modern 9/6 aluminum windows. The house is clad in vinyl siding, rectangular in shape, and contains an off-centered, front-gabled projecting porch on the façade. The porch roof is supported by rectangular wooden posts on stuccoed rectangular bases. The roof features overhanging boxed eaves and wooden brackets in the side gables, and a stuccoed chimney is centrally located on the south side of the principal gable.
- 13) C 1317 Division Street c.1925 Craftsman Bungalow  
One-story, stuccoed bungalow featuring a jerkinhead (clipped gable) roof clad in asphalt shingles with overhanging eaves with exposed rafter ends. The house is rectangular in shape. The façade (south) is three bays (2W, D, 2W) with an off-centered modern entry door featuring a jerkinhead hood with brackets. Windows are 4(V)/1 DH wood sash. Two small, side-gabled bays project slightly from the side elevations. An exterior stuccoed chimney on the east elevation pierces the roof eave. A side entry door with shed hood is on the east elevation.
- 14) C 1319 Division Street c.1925 Craftsman Bungalow  
One-story, hipped bungalow featuring asbestos siding and a brick pier foundation with infill brick. The low-pitched roof is asphalt-shingled with wide, overhanging eaves and exposed rafter ends. The façade (south) is 3 bays (W, D, 2W) with a modern replacement single-leaf entry door. Principal windows are 9/6 or 6/6 DH wood sash. A front-gabled entry porch is off-centered on the façade and features a wood vent, brackets, and wide cornice in the gable, square wood posts on brick piers, and a brick balustrade wall. The house is relatively square with a projecting hipped ell extension on the rear. This rear ell was historically a porch that was later enclosed (historic alteration) with 6/6 DH wood sash ribbon windows. There is an interior, stuccoed brick chimney on the rear roof slope. An enclosed shed roof porch is located in the rear ell and features a rear entry door.
- 15) C 1401 Division Street c.1925 Craftsman Bungalow  
One-story house, clad in weatherboard-siding, with a moderately-pitched side-gabled roof. The house has a façade (south) of three bays (2W, D, 2W), with the windows as 4V/1 wooden DH windows, and a glazed single-leaf door. The roof is clad in asphalt shingles and features wide overhanging eaves. An entry porch features a front-gabled roof with exposed rafter ends and tapered square wooden posts on top of a brick foundation. There is an exterior brick chimney and an interior, ridgeline chimney with a stepped cap.

South Drummond Street Neighborhood Historic District

Warren, Mississippi

Name of Property

County and State

- 16a) C 1403 Division Street c.1945 Minimal Traditional  
One-story, side-gabled Minimal Traditional house clad in vinyl siding. The façade (south) is 4 bays (W, W, D, W) and includes lower, side-gabled extensions on the side elevations, and a front-gabled wing projecting slightly from the façade. The fourth bay (from left to right) is a single-pane picture window flanked by DH sash. Primary windows are 2(H)/2(H) DH metal sash. The entry door is recessed within a slightly projecting entryway featuring a gable roof and brick walls. The entry door is a modern replacement. The house rests on a continuous concrete block foundation that is stuccoed.
- 16b) C Apartment c.1945  
One-story, front-gabled apartment building with vinyl siding, an asphalt sheet roof, and a continuous concrete block foundation. Windows are 2(H)/2(H) DH metal sash with wood shutters. The front gable end is stuccoed.
- 17) NC 1404 Division Street c.1966 Ranch House  
One-story, brick veneer ranch house. The house features a low-pitched hipped roof with a projecting hipped wing on the façade (north). The asphalt shingled-roof features wide overhanging eaves. An entry porch is recessed under the principal roof and features a single brick column. The façade is 6 bays (2W, 2W, D, 3W, 2W, 2W). The first two sets of paired windows feature wood paneling below. Adjacent to the door on the right is a single-pane picture window flanked by 4/4 DB wood sash. Primary windows are 6:6 DH wood sash with metal storm windows applied to the exterior. An integral garage on the west elevation is situated beneath the principal roof is enclosed.
- 18) NC 1405 Division Street c.1955 Minimal Traditional  
One-story residence with a front-gabled projecting wing centered on the façade (south). The house is clad in non-historic board-and-batten siding and features 6/6 DH wood sash windows, and a continuous brick foundation. The entry door is recessed within the front projecting wing that is likely an enclosed porch. A lower, side-gabled bay flush with the façade projects on the west elevation. The east elevation features a lower, side-gabled extension with a pair of windows. Non-historic alterations including insensitive replacement siding and the porch enclosure do not contribute to the integrity of the district.
- 19) C 1407 Division Street c.1955 Minimal Traditional  
One-story side-gable house with a central projecting gable wing with cornice returns, and a corner porch that faces south. The front picture window is divided into 16 lights. Other original windows are 6/6 wood DH sashes, covered with storm windows. The gables are emphasized by triangular vents. The house sits on a brick foundation. The corner porch features a decorative iron trellis and brackets.
- 20) C 1409 Division Street c.1945 Minimal Traditional  
One-story, side-gabled house with a cross-gabled wing on the west elevation that extends to the front and rear creating a T-shape. The house is clad in asbestos shingle siding and the roof is covered in asphalt shingles. The façade (south), including front projecting

South Drummond Street Neighborhood Historic District

Warren, Mississippi

Name of Property

County and State

wing, is 3 bays (W, D, 2W). The single-leaf, glazed and paneled entry door is off-centered. The entry stoop is concrete with a metal railing. Primary windows are 6/6 DH wood sash with exterior metal storm windows. There is a lower, side-gabled bay projecting slightly from the east elevation with a set of paired windows. A side porch features a flat roof with metal posts and railing. At the rear of the house is an open, modern shed-roofed carport with round metal posts.

- 21) C 1411 Division Street c.1945 Ranch House  
One-story, side gabled residence with a front-gable projecting wing. The house is clad in asbestos siding and the roofing is asphalt-shingled. The house sits on a continuous brick foundation. The façade (south) is 3 bays (W, D, 2W) and features a single-leaf entry door, and a set of paired multi-light casements. Primary windows are metal casements with three to four lights per casement. Some feature aluminum awnings. An entry porch with flat roof is inset in the front ell and features decorative metal posts and railing. A side-gabled carport extends on the east elevation. A modern, flat-roofed carport with metal posts is located in the rear. There is a one story, shed roof extension along the rear.

**Drummond Street**

- 22) C No Address 1921 Drummond Street Bridge  
The Drummond Street Bridge and culvert spans approximately 30 feet over Stouts Bayou (#308). It is a concrete bridge accommodating pedestrian and vehicular traffic. The bridge serves as a culvert, channeling the waterway. According to the 1906 Sanborn Map, a wood bridge was formerly located at the site of the present bridge. The concrete bridge is identified in the 1925 Sanborn Map.
- 23) C 2701 Drummond Street c.1955  
One-story free-standing, commercial building. The structure is rectangular in shape with a brick veneer and asbestos shingle siding. The roof is a very low-pitched gable with wide overhanging eaves, contributing to its contemporary style. Windows are fixed clerestory, situated at the top of the walls, beneath the roof eave. These windows are narrow, fixed lights with metal rails covered by exterior storm windows. A concrete slab patio is recessed beneath the principal roof at the northwest corner of the structure. There are two entry doors accessed from the patio.
- 24) C 2705 Drummond Street c.1910 Bungalow  
One story, hipped bungalow with weatherboard siding and an asphalt-shingled roof. The house features 1/1 DH wood sash that are likely modern replacements. The original house is rectangular with a centered entry porch on the façade (west) that is partially enclosed. The house sits on a continuous concrete foundation. A door leading to the basement is located on the southern elevation. A historic shed roof addition extends along the rear of the house. There is an interior brick chimney. Visibility from the public right-of-way is limited.

South Drummond Street Neighborhood Historic District  
Name of Property

Warren, Mississippi  
County and State

- 25) C 2709 Drummond Street c.1950 Four-over-Four/Colonial Revival  
Two-story, brick residence featuring a low-pitched, gable-on-hip roof covered in asphalt shingles. The façade (west) is three bays (2W, D, 2W) on the first floor with paired 6/6 DH wood sash windows and a centered, modern single-leaf entry door. The door surround is plain with a broken pediment. An urn, centered within the pediment, is missing. The second floor on the façade is also three bays (2W, W, 2W). Ghost marks of a former entry stoop featuring a gabled roof survives on the facade. The house appears to be two rooms deep. The brickwork is common bond.
- 26) C 2711 Drummond Street c.1945 Bungalow  
One-story hipped bungalow with a rectangular plan and asbestos siding. The roof is clad in asphalt shingles. The façade (west) is three bays (2W, D, 2W) with a single-leaf glazed entry door. The entry porch is recessed beneath the primary roof at the corner of the façade. The porch features square wood posts and balustrade. Primary windows are paired, 6/6 DH wood sash with wood louvered shutters. The house sits on a brick pier foundation with infill concrete block.
- 27) C 2712 Drummond Street c.1945 Bungalow  
One-story, hipped bungalow with asbestos shingle siding, an asphalt-shingled roof, and brick pier foundation with concrete block infill. The façade (east) is three bays (2W, D, 2W) with an off-centered, single-leaf entry door. Primary windows are 6/6 DH wood sash. There is a partial width entry porch, off-centered on the façade and recessed beneath the principal roof. The porch features square posts and balustrade.
- 28) C 2713 Drummond Street c.1945 Bungalow  
One-story, hipped dwelling currently occupied by a day care. The building, rectangular in plan, includes a small, hipped extension at the rear of the north elevation. The roof is clad in asphalt shingles with exposed rafter ends, and the exterior walls are asbestos shingles. The façade (west) is three bays (D, 2W, 2W) with paired, 6/6 DH wood sash windows. The building sits on a continuous concrete block foundation. The entry stoop is a small wooden deck with concrete steps. The entry door appears to be modern with six panels. An awning hangs above the door. The side hipped extension features 4/4 DH wood sash windows, and a wood deck inset into the ell. A secondary side entry leads from the inset porch to the building.
- 29) NC 2727 Drummond Street c.1940 Free-Standing Commercial  
Two-story, free-standing, front-gabled commercial building. The original façade (west) was likely three bays (W, W, D) on the first floor and two bays (W, W) on the upper floor. Principal windows are 4(V)/1 DH wood sash on the upper floor and multi-light metal casements on the lower. The building is clad in asbestos shingles. The roof is clad in asphalt shingles and features exposed rafter ends. A historic, two-story shed roof addition extends on the south elevation. An original 4-paneled wood door with transom accesses the side addition. Along the front of the building is a later, one-story brick veneer addition with a flat roof. The addition features a flat awning supported by square

South Drummond Street Neighborhood Historic District  
Name of Property

Warren, Mississippi  
County and State

posts, multi-pane fixed sash, and a metal and glass double-entry door with transom. A later, non-historic addition extends from the north end of the brick addition. The large additions affect the overall massing of the original structure, and are insensitive to its historic design and material.

- 30) C 2801 Drummond Street c.1925 Craftsman Bungalow  
One-story, front-gabled residence with weatherboard siding, an asphalt-shingled roof, and a continuous brick foundation. The roof features overhanging eaves with exposed rafter ends. The façade (west) is three bays (W, D, 2W). Principal windows are 3(V)/1 DH wood sash. A full-width, screen-enclosed entry porch is located on the façade and features a hipped roof supported by tapered, square wood posts on brick piers.
- 31) C 2807 Drummond Street c.1925 Craftsman Bungalow  
One-story stuccoed residence with a clipped gable roof with exposed rafter ends, and a continuous brick foundation. A plain wood cornice with modest molding surrounds the house. The façade (west) is two bays (D, 3W) with French doors occupying the first bay. Side-gabled projections project slightly from the side elevations. The house features an original rectangular plan that includes two (2) recessed screened porches: one located at the north corner of the façade, the second at the north corner of the rear. A slight projection with weatherboard siding extends from the rear. A recessed corner porch extends slightly on the façade and features a hipped roof with exposed rafter ends. Square, tapered wood posts on brick piers support the roof. Primary windows are 4(V)/1 DH wood sash.
- 32) C 2811 Drummond Street c.1925 Craftsman Bungalow  
One-story stuccoed residence featuring a front-gabled roof with overhanging eaves and exposed rafter ends, and a continuous brick foundation with brick vents. A plain wood cornice with modest molding surrounds the house. The façade (west) is two bays (D, 3W) with a single-leaf paneled entry door with sidelights covered by shutters. Primary windows are 4(V)/1 DH wood sash. Side-gabled projections project slightly from the side elevations. The house retains its original rectangular plan which includes two (2) recessed porches: one located at the north corner of the façade, the second at the north corner of the rear. A slight projection with weatherboard siding extends from the rear. The recessed corner porch extends slightly from the façade and features a gabled roof supported by tapered square wood posts on brick piers.
- 33) C 2813 Drummond Street c.1925 Bungalow/ Free Classical  
One-story, side-gabled bungalow clad in vinyl siding with a low-pitched asphalt-shingled roof. The façade (west) is three bays (3W, D, 2W). Primary windows are 4(V)/1 DH wood sash. An exterior, gable end brick chimney is situated on the south elevation. The house is rectangular in plan with a continuous brick foundation. A partial-width porch is recessed beneath the principal roof on the facade. The porch features round Tuscan columns, and a square post wood banister. Narrow, 2(V)/1 DH wood sash flank either side of a 4/1 DH wood sash on the façade. The single-leaf entry door is a modern replacement and is flanked by single-light sidelights.



South Drummond Street Neighborhood Historic District  
Name of Property

Warren, Mississippi  
County and State

- 34a) C 2815 Drummond Street c.1935 Apartment Building  
Two-story apartment building clad in asbestos shingles and featuring a low-pitched hipped roof with asphalt shingles, and a centered two-tiered projecting portico. The portico features a front-gable roof with raking eaves and partial returns, square brick columns on the first floor and square wood columns on the second. The façade (west) is three bays (3W, D, 3W). The entry door is a two-leaf glazed door with exterior storm door. Windows are 6/6 DH wood sash. The building is three or more rooms deep. (Photograph 33)
- 34b) C Apartment Garage c.1940  
Two-story apartment garage with a side-gabled roof, asbestos shingle siding and a screened-porch. Due to a privacy fence, visibility of the building is limited.
- 35) C 2819 Drummond Street c.1925 English Cottage/Tudor Revival  
One-story, brick-veneered residence with an asbestos-shingled hip and gable roof. The façade (west) is five bays (2W, 2W, D, 3W, W). The windows are 4(V)/1 DH aluminum sash, and the door is a single-leaf, round-headed door recessed under a projecting front-gabled portico. A corbelled brick water table extends the length of the building.
- 36a) C 2830 Drummond Street c.1935 Ranch House  
One-story, side-gabled house that appears to be a transition between a bungalow, and a linear Ranch house. Two, front-gabled bays project at the north and south ends of the façade (east). The façade is 6 bays (3W, D, 2W, W, 2W, 3W) with each projecting bay featuring the triple windows Primary windows are 4 (vertical)/1 double hung wood sash. A small corner entry stoop is recessed within the south projecting bay. The house is stuccoed, and the roof is clad in asphalt shingles. A small front-gable is centered on the slope of the façade. There is an interior brick chimney within the rear slope, and an exterior brick chimney on the south elevation. A gabled, screened porch projects on the north elevation.
- 36b) C Garage c.1935  
One-story, front-gabled garage with paneled siding and two-leaf garage bay door featuring vertical wood boards.
- 37a) C 2832 Drummond Street c.1925 Bungalow  
One-story, front-gabled bungalow featuring a yellow brick veneer and corrugated metal roof. The façade (east) is two bays (2W, 2W). Primary windows are 4(V)/1 DH wood sash. The house is rectangular-massed with varying gabled projections. The single-leaf entry door is situated within a slight projection on the north elevation and is accessed via a concrete patio with concrete-covered brick piers and low brick balustrade wall. A larger gabled projection is located on the south elevation. A shed addition is situated at the rear of the north elevation, and another at the southwest corner at the rear of the house. The additions appear historic.

South Drummond Street Neighborhood Historic District  
Name of Property

Warren, Mississippi  
County and State

- 37b) NC Carport with Utility c.1950  
One-story, front-gabled open carport with metal posts. A utility room with modern door is clad in vertical panels.
- 38a) C 2901 Drummond Street c.1930 English Cottage/Tudor Revival  
One-story, brick veneer residence with a multi-gabled with green, clay-tiled roofing. The gable ends feature raking eaves and partial cornice returns, and circular wood louvered vents. The façade (west) is four bays (3W, D, 3W, 3W). Façade window bays are tripartite DH wood sash with the upper sash containing multi-paned diamond-shaped lights, while the lower sash are a single pane. Each bay on the facade is situated within a separate front-gabled projection. The entry door and door surround is rounded, and cast stone quoins accents the entry. A front-gabled projecting porch extends on the façade and features four fluted columns, a metal railing, and a segmental arch frieze. Side elevation windows are 4(V)/1 DH wood sash. A secondary entrance and gabled porch are situated on the north elevation. A flat-roofed brick carport with brick screen wall is attached to the rear of the house. (Photograph 34)
- 38b) NC Pool and Pool House Modern  
Concealed from the public right-of-way.
- 39a) C 2902 Drummond Street c.1925 Craftsman Bungalow  
One-story brick residence with a rectangular shape, continuous brick foundation, and a hipped roof with a gable-on-hip on the front end. The roofing is asphalt shingles with wide overhanging eaves. The house features a five-bay (W, D, D, W, W) façade (east). The first window (left) is modern and features five awning lights. The second bay is a narrow door with wood-louvered storm door and transom. The primary entry door is paneled with sidelights and multi-light transom. There is a front-gabled projecting porch with square brick columns and faux vine metal posts with corner brackets (c.1970). The porch gable end is stuccoed and features a wood-louvered vent, half-timbering, raking eaves with partial returns, and a plain wood cornice. Original windows are DH wood sash with the upper sash consisting of multiple rectangular panes of varying sizes. Additional windows include modern awnings, and 1/1 DH wood sash. The original rear porch is enclosed (historic alteration).
- 39b) C Garage Apartment c.1925  
One-story, front-gabled garage apartment with a full-width recessed entry porch.
- 40) C 2904 Drummond Street c.1925 Craftsman Bungalow  
One-story, stuccoed residence with a rectangular shape that includes a projecting gabled wing on the south elevation, and a small one-story shed addition in the rear. The façade (east) is two bays wide (D, 2W). The entry door is glazed with sidelights. Windows are 3(V)/1 DH wood sash. The façade appears to feature two, front-facing gables with brackets. In reality, the smaller of the two is decorative, with no additional projection. The roof features asphalt shingles and wide overhanging eaves with exposed rafter ends.

South Drummond Street Neighborhood Historic District

Warren, Mississippi

Name of Property

County and State

The projecting porch is off-centered on the façade and features a gabled roof with brackets, and a plain cornice. The porch gable end is stuccoed and supported by paired, square wood columns on brick piers. The porch is screened. There is an interior stuccoed chimney near the rear of the house.

- 41) NC 2909 Drummond Street c.1930 Bungalow  
One-story brick veneer bungalow with extensive alterations including a half-story gabled addition centered on the roof. The house is front-gabled with wide overhanging boxed eaves, and an off-centered projecting front-gabled porch on the façade (west). The façade is two bays (2W, D). The paired windows on the façade are modern replacement, fixed picture windows. The modern single-leaf entry door is covered with an exterior storm door. Additional windows on the house included single-light fixed and 2(H)/2 (H) DH metal sash. Windows are situated high on the walls. The porch is supported by tapered, square brick columns. The modern brick veneer and vinyl siding in the gable ends, combined with the addition of an upper story, and the installation of non-historic windows have substantially altered the historic character of the house, and ultimately the surrounding streetscape.
- 42) C 2912 Drummond Street c.1930 Spanish Revival  
One-story, stuccoed Spanish Revival-style residence featuring a flat roof. The house is rectangular in shape with a slight projection on the left of the façade that features a flat roof with decorative, curvilinear parapet. North of the projection is a round-arched entryway and stoop with shed roof clad in red clay tiles. A raised stucco patio extends from the stoop to the north corner of the façade (east). The façade is four bays which includes a tripartite picture window, a single-leaf entry door, and two windows. All windows are tall and narrow with flat heads mounted by a decorative round-arched, stuccoed impression above. The tripartite windows feature a small stuccoed balcony with metal railing. The façade windows are concealed behind dark screens. Side elevation windows are 1/1 DH sash. There is a stuccoed exterior chimney with a decorative round arched flue with clay tile "roof".
- 43) C 2914 Drummond Street c.1925 Bungalow  
One-and-one-half-story, brick and stuccoed bungalow with an asphalt-shingled roof. The dwelling is rectangular in shape with a side-gabled massing on the façade (east). The roof is low-pitched with wide overhanging eaves. Gable ends are stuccoed with half timbering, brackets, and vinyl siding. There is a three-window, shed dormer with exposed rafter ends centered on the slope of the façade. These windows are three-light wood casements. Walls of the dormer are vinyl-sided. The entry porch is recessed under the principal roof at the south corner of the façade and wraps around the south elevation. The porch projects slight on the south with a diminutive side gabled roof. Porch columns are square brick. The entire porch is enclosed with screen and wide weatherboard. A screened door on the façade leads into the porch, as such the entry door to the house is concealed. There is a large, modern single-pane picture window on the façade. Side

South Drummond Street Neighborhood Historic District  
Name of Property

Warren, Mississippi  
County and State

elevation windows are 4(V)/1 DH wood sash. An exterior brick chimney is situated on the gable end of the north elevation and pierces the eave of the roof.

- 44a) C 2917 Drummond Street c.1935 English Cottage/Tudor Revival  
One-story, stuccoed residence with a moderately-pitched roof clad in asbestos shingles. The dwelling is rectangular in shape with two, front-gabled projections on the façade (west), one smaller than the other. Inset between the two projections is a shed-roofed breezeway/porch with segmental arched window openings presently enclosed with screens. The smaller of the two projections on the façade is occupied by a round-arched doorway with screen door leading to the porch. Windows are 6/1 DH wood sash, and paired 8-light wood casements. There is a stuccoed exterior brick chimney on the façade that is on the interior wall of the porch. A secondary, round-arched entryway and door is situated on the south elevation. There appears to be a historic shed-roof projection on the rear, as well as a two-story, stuccoed and hipped massing on the rear. (Photograph 35)
- 44b) NC Garage c.1965  
One-story front-gabled garage of concrete block construction. The garage bay door is vinyl. A modern single-leaf door is on the façade (east). A modern, open carport with flat metal roof and round metal posts extends from the façade.
- 45a) C 2919 Drummond Street c.1935 English Cottage  
One-story, side-gabled dwelling with two front-gabled projecting bays on the façade. The house is stuccoed with a continuous brick foundation. The roof features asphalt shingles and boxed eaves. The house is more or less rectangular in shape including a large, gabled wing extending in the rear. The façade (west) is four bays (W, 3W, D, 3W) with each set of tripartite windows located on one of the two projecting bays. A brick entry stoop features a flat roof supported by square wood columns. A stuccoed exterior chimney is centered on the south gable end. Windows are 1/1 DH wood sash.
- 45b) NC Apartment c.1970  
One-story, hipped apartment with vertical paneled exterior. A front gable is off-centered on the facade and features wide overhanging eaves with fascia. The entry door is modern, and the façade window is a two-leaf sliding window.
- 46) C 2921 Drummond Street c.1925 Spanish Revival  
One-story, stuccoed Spanish Mission-style residence with a flat roof with a flat parapet featuring crenellation at the corners and centered on the façade. The façade (east) is three bays (3W, D, 3W) with two tripartite windows of 4/4 DH wood sash with cloth awnings above. The single-leaf, paneled entry door is centered on the façade with sidelights and multi-light transom. An arcaded entry porch with segmental arched openings is centered on the facade. The roof of the porch is flat with a crenellated parapet. On either side of the front opening of the porch are decorative metal and stuccoed gutters, one of which features a winged gargoyle at its top. Extending on either side of the entry porch are raised, stuccoed patios running the length of the remainder of the façade. A stuccoed chimney, secondary entry with stoop featuring tiled shed roof, and a small flat-roofed wing projecting from the wall are all located on the north elevation. (Photograph 36)

South Drummond Street Neighborhood Historic District  
Name of Property

Warren, Mississippi  
County and State

- 47) NC 2923 Drummond Street c.1925 Bungalow  
One-story bungalow with a modern (c.1980) half-story, front-gabled addition centered on the roof. The house is rectangular in shape with a projecting front-gabled porch off-centered on the façade. All gable ends feature vinyl siding and octagonal wood louvered vents. The house features a modern brick veneer (post 1990). The half-story addition on the top of the house is clad in vinyl siding and features multi-light casement windows. The original porch consisted of the gabled projection and an extended porch recessed under the principal roof. Both porches have been enclosed and original features substantially compromised. Primary windows are multi-paned sash.
- 48) C 3000 Drummond Street c.1920 Italian Renaissance  
One-story, stuccoed symmetrical Italian Renaissance dwelling with balanced wings on either side of a slightly higher centered block. The hipped roof is low-pitched with overhanging eaves covered in clay tiles. The house is rectangular in shape and features a three-bay (2W, D, 2W) façade (east). The paired, round-arched windows are centered on the side "wings" and are multi-light wood casements. The centered entry door is single-leaf and glazed with decorative multi-light sidelights and transom above the door and each sidelight. Unique to the sidelights are wood panels and a small bench built into the wall. Above the transoms are decorative brackets. A flat-roofed projecting porch is centered on the façade and features round, wood Doric columns and a balcony above with a metal railing. A concrete patio extends from either side of the concrete porch along the width of the façade. Side elevation windows are multi-light over a single pane DH wood sash. There is a secondary entry and stoop featuring a tiled shed roof on the north elevation. This secondary entry is glazed with a transom and flanked by DH sash. A flat-roofed screened porch is located at the rear north corner. (Photograph 37)
- 49) C 3003 Drummond Street c.1935 English Cottage  
One-story, side-gabled cottage with a front gable on the left side of the façade (west). The house features asbestos and vinyl siding, and the roof is asphalt-shingled. The asymmetrical façade is three bays (3W, D, 2W) with a recessed, enclosed porch situated beneath the principal roof at the right corner. The entry door is recessed within a front-gabled, round-arched entry way. The entry door features three rectangular lights. Windows are 6/6 DH wood sash. An exterior brick chimney is on the north elevation. There is a gabled wing in the rear. The house sits on a continuous brick foundation.
- 50a) C 3006 Drummond Street c.1935 Bungalow/Colonial Revival  
One-story brick Bungalow with an asphalt-shingled hipped roof. Two, hipped bays project from the rear elevation creating a slight U-shape. A hipped extension on the north extends above an integral porte-cochere. Windows are 6/6 DH wood sash and multi-light wood casements. The façade (east) is 5 bays (WDW, 2W, D, 2W, 3W). The first bay (left) is a French that opens from the interior. On the exterior, a brick wall extends halfway up the door with a small metal railing giving the appearance of a balcony. Flanking the door are 10-light fixed wood sash. The entry door is centered on the façade

South Drummond Street Neighborhood Historic District

Warren, Mississippi

Name of Property

County and State

and is single-leaf with wood panels and three vertical lights. The door surround includes fluted pilasters and a hipped entablature. The entry porch is centered on the façade and features a clipped gable roof supported by fluted square columns on brick piers.

- 50b) C Garage c.1935  
One-story, front-gabled garage with stucco in the gable end and brick columns at its corners. Garage bay doors are glazed and paneled.
- 51) C 3009 Drummond Street c.1925 Craftsman Bungalow  
One-story, weatherboard-sided residence with an asphalt shingled front-gabled roof featuring wide overhanging eaves with fascia and simple wood brackets. The façade (west) is asymmetrical, three bays (D, 2W, 2W). Windows are 6/6 and 9/9 DH wood sash. The entry door is a modern single-leaf replacement. The projecting entry porch is off-centered on the façade and features a front-gabled roof supported by large square brick columns with concrete square caps. The brick balustrade/wall on the porch features a course of vertical stretchers and is capped with a concrete slab. The front gable of the porch features a wood cornice with modest decorative wood details resembling key stones. There is a gabled bay projecting on the north elevation. A side-gabled open carport extends on the north elevation and features faux vine metal posts.
- 52a) C 3011 Drummond Street c.1925  
One-story, side-gabled, weatherboard-sided residence with a symmetrical three-bay (W, D, W) façade (west). The house sits on a continuous brick foundation. The roof is asphalt shingled with wide overhanging boxed eaves. The house is rectangular in shape with a full-width rear shed extension. Original windows on the façade have been replaced with large, single-light fixed picture windows. The entry door features a decorative metal gate on the exterior. The entry door features fluted pilasters and a pediment. A full-width entry porch features shed roofs on either side of a centered front-gable roof. The porch roof is supported by square wood columns. Side elevation windows are 3(V)/1 DH wood sash.
- 52b) C Shed c.1940  
Front-gabled shed with asbestos siding and a single-leaf entry door.
- 53) C 3012 Drummond Street c.1930 Spanish Revival  
One-story, gable and hipped, stuccoed residence with Spanish Revival stylistic elements. The house is rectangular in shape. The roof is low-pitched and is clad in asbestos shingles. At the front of the house, the hipped roof is gabled. The façade (east) is three bays (2W, D, 2W) with a centered, single-leaf glazed entry door with segmental arch. Windows are paired, 3(V)/1 DH wood sash. A full-width front porch projects from the façade and features a low-pitched roof with overhanging eaves and an arcade of segmental arches. The porch features square stuccoed columns at the ends and spiral stuccoed columns on stuccoed piers on either side of the concrete steps. There is an exterior stuccoed chimney on the north elevation. (Photograph 38)

South Drummond Street Neighborhood Historic District  
Name of Property

Warren, Mississippi  
County and State

- 54) C 3013 Drummond Street c.1930 English Cottage/Tudor Revival  
One-story residence, clad in clapboard siding, with an asphalt cross-gable roof cornice returns. The façade (west) has three bays (W, D, 2W). The windows are 6/6 DH wood sash, alongside a round-arched, single-leaf, glazed door. A shed-roof wing extends the rear (east) elevation, and a shed-roof carport is attached to the south elevation. (Photograph 39)
- 55a) C 3015 Drummond Street c.1935 Bungalow  
One-and-one-half-story, side-gabled house with an ell extension along the rear. The roofing is asphalt shingles and features slightly overhanging eaves. The house is clad in asbestos shingles and sits on a brick pier foundation with infill brick. The façade (west) is three bays (2W, 3W, 2W). The central bay is slightly recessed with an entry door leading into the house on the north and south walls. Windows are 3(V)/1 DH wood sash. A front-gabled screened porch extends from the recessed central bay and features square wood columns and a vertical board balustrade. A recessed corner porch is in the rear.
- 55b) C Garage c.1940  
Front-gabled garage/utility shed with weatherboard siding and a two-leaf garage bay door with vertical fiber board.
- 56) C 3017 Drummond Street c.1950 Minimal Traditional  
One-story, side-gabled residence clad in vinyl siding, and resting on a continuous concrete block foundation. The roof is asphalt shingled with flush eaves. Two small gabled wood louvered vents are within the front roof slope. The façade (west) is two bays (2W, 3W) including a flat-roofed wing addition that projects from the facade. The roof of the addition has wide overhanging eaves. The entry door of the house is located on the north elevation of the addition. There is a brick stoop at the door. Windows are modern, 1/1 DH sash with 6/6 applied vinyl muntin-and-rail grids. A small, recessed gabled extension projects on the north elevation. An open carport (modern) is attached to a rear shed addition and connects the house to a brick garage in the rear. There is an exterior brick chimney on the north elevation.
- 57a) C 3030 Drummond Street c.1930 Mediterranean Revival  
One-story, stuccoed residence with a flat roof featuring a short parapet capped with red clay tiles. On the façade (east), hipped, clay tile hoods flank a prominent, centered round-arcaded porch that is screen-enclosed. The projecting porch features a tiled parapet and a decorative mosaic band. The façade is five bays with each bay being a set of round-arched French doors. A patio with stuccoed balustrade extends from either side of the porch to each corner of the façade. Windows on the side elevation are round-headed, multi-light-over-one DH wood sash. The north elevation features two small projections with clay-tiled shed roofs. The south elevation features a secondary entrance and stoop with a clay-tiled shed roof hood. (Photograph 40)

South Drummond Street Neighborhood Historic District  
Name of Property

Warren, Mississippi  
County and State

- 57b) C Garage c.1930  
One-story, two-car garage with a flat roof and board-and-batten siding. The garage is shared with 3034 Drummond Street.
- 58) C 3034 Drummond Street c.1930 Mediterranean Revival  
One-story, stuccoed residence with a flat roof featuring a short parapet capped with red clay tiles. On the façade (east), hipped, clay tile hoods flank a prominent, centered round arcaded porch that is screen-enclosed. The projecting porch features a tiled parapet and a decorative mosaic band. The façade is five bays with each bay being a set of round-arched French doors. The three centered bays are within the porch. A patio with stuccoed balustrade wall extends from either side of the porch to each corner of the façade. Windows on the side elevation are round-headed, multi-light-over-one DH wood sash. The north elevation features two secondary entry doors and stoop with a clay-tiled shed roof hood. One stoop is partially screen-enclosed. The south elevation features another matching entry door and stoop. (Photograph 40)
- 59) C 3036 Drummond Street c.1925 Craftsman Bungalow  
One-story, front-gabled bungalow with brackets and fixed lights in the gable end on the façade (east). The asphalt-shingled roof also features exposed rafter ends. The house is clad in weatherboard siding. An exterior brick chimney is centered on the façade and pierces the wide overhanging eaves of the roof. The façade is two bays (2W, 2W). Windows on the façade are paired, double-leaf wood casements (8 lights per leaf). A side-gabled porch projects on the south elevation and is flush with the façade. The porch is screened. Side elevation windows are 6/1 DH wood sash. There is an enclosed recessed corner porch in the rear. The foundation is primarily continuous brick.
- 60) C 3038 Drummond Street c.1935 Two-Story Duplex  
Two-story duplex clad in asbestos shingle siding. The low-pitched hipped roof is covered in asbestos shingles. The building consists of multiple hipped projecting bays. Windows are 6/1 DH wood sash. A one-story porch with hipped roof supported by fluted square columns projects from the asymmetric façade (east). Extending from the porch is a raised wood deck with wood balustrade. There are three entry doors on the front of the house. Two are single-leaf with a large glass pane. The other is single-leaf, multi-paned. The foundation is continuous brick. (Photograph 41)
- 61) C 3040 Drummond Street c.1925 Craftsman Bungalow  
One-story house with an asbestos-shingled, side-gabled roof. The structure is clad in clapboard siding. A cross gable projects slightly on the front elevation, and a front-gabled portico is supported by fluted Doric columns. All gables are enhanced by cornice returns. The façade (east) has four bays (3W, 3W, D, W). The façade's leftmost windows are 8-light casement windows, while the others are 6/6 DH wood sash.



South Drummond Street Neighborhood Historic District

Warren, Mississippi

Name of Property

County and State

- 62a) C 3100 Drummond Street c.1925 Four-Over-Four/Prairie  
Two-story brick house with a clay-tiled roof featuring wide overhanging boxed eaves. A one-story projecting porch extends from the north end of the façade (east) and is enclosed with awning windows. The porch features a clay tiled hipped roof. A one-story hipped projecting bay is centered on the façade. An open porte-cochere with hipped roof (clay tiled) supported by square brick columns projects from the south end of the façade. There are two exterior brick chimneys. Primary windows are single-light wood casements with three small lights above. The casements tend to be in sets of three. Additional windows on the house include 1/1 DH wood sash, and single-light fixed. There are three doors on the facade. One leads from the porte-cochere, and two lead from the sides of the projecting bay on the façade. The three doors are double-leaf, glazed with transom above. A raised brick patio with brick piers extends from the north and south sides of the projecting bay on the façade. (Photograph 42)
- 62b) C Carriage House c.1925  
Two-story, carriage house facing north. The building is front-gabled with an asphalt-shingled roof and vertical board siding. Two modern garage bay doors are on the façade. The second floor features small, single-light fixed windows.
- 63) C 3120 Drummond Street c.1910 Free-Classical Queen Anne  
One-and-one-half-story composite cottage with a rusticated stone block exterior and asphalt-shingle hipped roof. The house consists of a hipped front massing with a gabled wing projecting from the rear. Gabled bays project slightly from the north and south elevations. There is a front-facing gable centered on the façade (east). All gable ends are stuccoed and feature a DH wood sash window and partial cornice returns. A plain wood cornice surrounds the house. The façade is three bays (W, D, W) with a centered, single-leaf glazed entry door with transom. The northeast corner of the façade is angled with three windows. Windows are primarily 1/1 DH wood sash; however, 6/6 and 2(V)/2(V) occur. There is a hipped roof porch centered on the façade. Extending from the porch is a wrap-around porch with rounded corner on the northeast. Both porch roofs feature a dentiled frieze and round Doric columns. (Photograph 43)
- 64a) C 3125 Drummond Street c.1960 Ranch House  
Two-story Ranch house with a low-pitched side-gable roof, clad in asphalt shingles. The Masonite-clad second story cantilevers above the first, which is covered in a brick veneer. The first-story façade (west) features three bays (2W, D, 2W). The leftmost windows are paired 1-by-1 sliding panes, elevated substantially on the façade. These windows are also present on the second floor. The right windows are 8/8 DH vinyl-sash.
- 64b) C Apartment c.1960  
One-story secondary structure, which may serve as a guest house. It is clad in vinyl siding with a low-pitched hip roof, and the façade (west) has three bays (W, D, W).

South Drummond Street Neighborhood Historic District

Warren, Mississippi  
County and State

Name of Property

- 65) C 3131 Drummond Street c.1900 Free Classical Queen Anne  
Two-story, clapboard-sided residence with an asphalt-shingled hipped roof with cross gables and a tall corbelled brick chimney. A first-story wrap-around porch is supported by Doric columns, and on the façade's second floor, Doric columns on paneled bases support the gable roof. The façade (west) is four bays (W, W, W, D), where the windows are 1/1 DH sash.
- 66a) C 3134 Drummond Street c.1925 Bungalow/Italianate  
One-story, side-gabled residence with a nearly full-width hipped ell wing in the rear. The asphalt-shingled roof is low-pitched with wide-overhanging eaves and decorative, Italianate-style brackets. The exterior is weatherboard-sided, and the foundation is continuous brick. The façade (east) is three bays (2W, D, 2W) with a centered, single-leaf glazed entry door. Windows are 6/6 DH wood sash. A full-width porch with brick foundation and wood post balustrade is on the façade. The center of the porch features a hipped roof with decorative cornice brackets and square brick columns. A flat-roofed wing is on the northeast corner of the façade and wraps around the north. This roof also features decorative brackets. An exterior brick chimney is centered on the façade of the corner bay. This bay was historically a porch with brick columns that was infilled with brick. There is an exterior brick chimney piercing the roof eave on the south elevation. A flat addition is located in the rear ell, and a lower, side-gabled bay projects on the north elevation.
- 66b) NC Carport Modern  
Modern, open carport with flat metal roof and round metal posts. A small utility shed is located at its rear.
- 67) C 3138 Drummond Street c.1935 Bungalow/Spanish Revival  
One-story hipped bungalow with a brick veneer and clay-tiled roof. The brick veneer is laid in the Flemish bond pattern. The house is rectangular in shape and features a front-gabled projecting bay on the façade (east). This bay contains multi-paned casement windows with transom above. The corners of the transom are rounded. A shed roof porch is inset in the front ell and is enclosed with 8-light fixed wood sash windows and a modern entry door. Recessed at the north end of the façade is an entry porch with round-arched openings supported by brick columns. The primary entry door leads from this porch and features three, decorative raised panels. Side elevation windows are 8/1 DH wood sash.
- 68) C 3140 Drummond Street c.1925 Bungalow/Mediterranean Revival  
One-story, hipped bungalow with a smooth stucco exterior and the low-pitched hipped roof covered in asphalt shingles. The roof features wide overhanging boxed eaves. A plain wood cornice surrounds the house. A side-gabled projecting wing extends on the north elevation and is flush with the façade. The façade (east) is five bays (W, W, D, W, W). The first and last bays are multi-pane picture windows. The single-leaf entry door is paneled. Above the entry door is a round-arched hood with curving ends supported by heavy corner brackets. Primary windows are two-leaf, 4-light wood casements. A

South Drummond Street Neighborhood Historic District  
Name of Property

Warren, Mississippi  
County and State

stuccoed chimney is located within the front roof slope. A modern metal carport with flat roof supported by decorative metal posts is attached on the north elevation near the rear.

- 69) C 3205 Drummond Street c.1920 Eclectic  
One-and-one-half-story brick veneer residence with modest Italian Renaissance and Spanish Revival stylistic influences. The asphalt-covered roof features a clipped gable with a front-facing gable centered on the façade. The front-facing gable end is stuccoed with paired, round-arched stained glass windows, raking eaves and cornice returns. The façade (west) is five bays (3W, W, D, W, WDW) with a single-leaf glazed entry door with sidelights. Primary windows are multi-pane/1 DH wood sash. An arcaded porch with brick columns is centered on the façade under a flat roof. A side-gabled bay projects on the south elevation and is flush with the façade. This projection features a French door and two narrow, multi-light windows on either side. The south elevation of this projecting bay features Palladian-style casement windows with the central window consisting of a round-arched light above. (Photograph 44)
- 70a) C 3207 Drummond Street c.1930 English Cottage/Tudor Revival  
One-story residence with an asphalt-shingled, side-gabled roof with multiple lower gables. The exterior is smooth stucco, with 6/6 DH wood sash windows, and multi-light casements. Two projecting, front-gable bays are on the façade (west). One features a wood-louvered vent, the other contains a round-arched opening leading to the entry door. Between the two bays is an inset, shed-roofed sunporch with windows and walls (original). An aluminum awning is above the windows on the sunporch. A stuccoed chimney is located on the rear wall of the inset porch. A raised brick patio with metal railing runs along the façade.
- 70b) C Garage c.1930  
One-story, front-gabled single-car garage with a smooth stucco exterior.
- 71a) C 3208 Drummond Street c.1920 Prairie  
Two-story brick residence, with a tile hip roof and a one-story portico. The portico is also covered by a tile hip roof with widely-overhanging eaves and supported by square brick columns. The front façade (east) has three bays (W, D, W); the windows are 10/1 DH wood sash, and the door is a single-leaf glazed door with a transom. On the left side of the façade, a porch is recessed under the second floor. (Photograph 45)
- 71b) C Garage c.1920  
Two-story garage with a moderately-pitched hip roof. The structure is clad in asbestos siding, with an asbestos shingle roof. Two 6/6 vinyl DH sash windows are on the second floor.
- 72) C 3220 Drummond Street (Peterson Home) 1908 Craftsman  
One-story stuccoed residence with an elongated, angled plan. The hipped roof is clad in red clay tiles. Primary windows are 12/1 DH wood sash; and full-length 12/16 DH wood

South Drummond Street Neighborhood Historic District

Warren, Mississippi  
County and State

Name of Property

sash. A hipped dormer with four decorative lights is on the front (east) roof slope. A stuccoed chimney is on the south roof slope. There is a hipped projection on the façade. A hipped porch projects on the façade and features square brick columns. The south end of the porch is extended to include a Japanese-style flat arbor roof with exposed beams. A raised brick patio extends along the majority of the façade. The single-leaf glazed entry door features multi-light sidelights and transom. It is accessed from the front porch. A secondary entry door on the façade is single-leaf glazed with transom. (Photograph 46)

- 73) C 3221 Drummond Street c.1930 English Cottage/Tudor Revival  
One-story, cross-gabled cottage with modest Tudor-Revival stylistic influences. The exterior is stuccoed and the roof is clad in asphalt shingles. The north end features a projecting gabled bay with a flaring eave that extends above an arched opening leading to an inset entry stoop. Windows are 6/6 DH wood sash, and multi-light wood casements. The house rests on a brick foundation. A gabled garage is attached to the house in the rear. There are multiple rear additions.
- 74) C 3222 Drummond Street 1962 Ranch House  
One-story, hipped Ranch House duplex with a brick veneer, and an asphalt-shingled roof featuring overhanging boxed eaves. An interior brick chimney is located on the rear elevation. The façade (east) is three bays (3W, D, 3W). Windows on the facade include 12/8 DH wood sash flanked by 6/4 DH sash. The single-leaf entry door is covered with a decorative metal screen door. The north elevation is the entry into the second apartment unit and is 3 bays (W, D, 2W).
- 75) C 3229 Drummond Street c.1920 Craftsman Bungalow  
One-story bungalow with a continuous brick foundation, stuccoed exterior, and asbestos-shingled roof. The side-gabled roof features wide overhanging eaves with exposed rafter ends, and stucco and half-timbering in the gable ends. The façade (west) is 4 bays (3W, W, D, D). Both entry doors are single-leaf and glazed. Windows include 3, 4, and 7 (V)/1 DH wood sash. A gabled dormer with two fixed lights is on the front roof slope. A front-gabled bay projects slightly on the façade and features gable brackets. A partial-width front porch is recessed beneath the principal roof and extends under a gable roof to the north. The porch has tapered square wood posts on brick piers. A full-width cross gable wing extends from the rear. An exterior stuccoed chimney is located on the north elevation, and a historic shed roof addition is in the rear. (Photograph 47)
- 76) C 3300 Drummond Street c.1930 Bungalow/Colonial Revival  
One-and-a-half story bungalow with a front-gabled roof clad in asbestos shingles. A projecting front gable is located on the right side of the façade (east). The façade features two bays, a single leaf, glazed door surrounded by a colonial entablature with fluted pilasters, and pair of 3/1 DH wood sash windows. The clapboard-sided structure is located on a raised base, clad in brick veneer. An attached front-gabled carport is located to the rear of the property.

South Drummond Street Neighborhood Historic District

Warren, Mississippi  
County and State

Name of Property

- 77a) C 3301 Drummond Street c.1950 Bungalow  
One-and-one-half-story, side-gabled bungalow with a front-gabled projecting bay on the façade (west), and another in the rear. The front-facing gable end features a 1/1 DH metal sash window. The side gable ends feature four 1/1 DH metal sash. The exterior is brick veneer and the roof is clad in asphalt shingles. A one-story, hipped and flat roof extension is along the north elevation and is flush with the façade. The façade, including north extension, is five bays (2W, 2W, 3W, D, 3W). The paired windows are 1/1 DH sash with modern, applied muntin-and-rail grids giving the appearance of 6/6. The triple windows are metal, multi-light casements. The off-centered entry door is single-leaf with three rectangular lights spaced diagonally. A gable entry stoop projects on the façade. The stoop roof is supported by square fluted columns.
- 77b) C Carport/Utility c.1950  
Front-gabled carport with square brick columns and asbestos siding. The front gable end is smooth stuccoed. The rear of the carport is an enclosed utility room.
- 78) C 3302 Drummond Street c.1960 Duplex Bungalow  
One-story cypress board-and-batten sided duplex, covered in a low-pitched asphalt hip roof with wide overhanging eaves. The façade (east) is four bays (D, W, W, D). The windows are four-light wood casement windows.
- 79) C 3304 Drummond Street c.1930 Bungalow  
One-story, bungalow clad in asbestos shingle siding. The rectangular-shaped house features a brick pier foundation and covered with corrugated metal along the rear. The roof is asphalt-shingled with boxed eaves. The façade (east) is three bays (W, W, D). The single-leaf entry door is glazed. Windows are modern 1/1 DH sash with applied muntin-and-rail grids giving the appearance of 6/6. A projecting hipped porch on the facade features square wood posts and balustrade. Some side elevation windows are original.
- 80) C 3319 Drummond Street c.1935 English Cottage/Tudor Revival  
One-story, hipped cottage with projecting gabled bays. The exterior is stuccoed and brick veneered. The roof is asphalt-shingled. An exterior brick chimney is located on the north elevation. The façade (west) is three bays (3W, D, 2W2W) with a round-arched entry door featuring a round, multi-paned light. A low, front-gabled projecting arcaded porch stoop projects from the façade in front of the entry door. A front-gabled end on the façade features stucco and half-timbering. Façade windows include DH sash of multi-light diamond shaped panes. Diamond-shaped multi-light casement windows are also on the façade. Additional windows on the house include 12/1 DH wood sash.
- 81) C 3320 Drummond Street c.1935 Ranch House/Colonial Revival  
One-story house with an asphalt-shingled hip and cross-hip roof. The house is clad in weatherboard siding, with a screened-in porch on the left corner of the front façade (east). The façade is nine bays (W, W, D, W, W, 2W, W, W, W), and the windows are 6/6 DH wood sash, located on all elevations of the house. The principal doorway is a single-leaf

South Drummond Street Neighborhood Historic District

Warren, Mississippi  
County and State

Name of Property

door with surrounding pilasters and entablature, beneath a portico with simple wood columns and cornice returns.

82) NC 3321 Drummond Street c.1940

Two-story vinyl-sided quadriplex apartment building. The building is rectangular in shape with a side-gabled, asphalt-shingled roof with triangular wood-louvered vents in the gable ends. The symmetrical façade (west) is 5-bays (2W, 2W, D, 2W, 2W) and features a single-leaf paneled entry door with sidelights. A one-story entry stoop features a mansard roof supported by decorative metal posts. A non-historic square fixed light with fanlight is above the entry bay. Windows are modern 1/1 DH sash with applied muntin-and-rail grids giving the appearance of 6/6. A full-width, two-story porch is along the rear. The high degree of insensitive alterations compromise the integrity of materials and workmanship of the residence. Further, these alterations, including the vinyl siding, modern synthetic window sash, and installation of a window with fanlight on the second floor, detract from the overall character and historic integrity of the surrounding streetscape. This is further emphasized with the large scale of the building relative to its neighbors.

83) C 3323 Drummond Street c.1940 Ranch House/Modern Movement

One-story, brick veneer Ranch House featuring Modern-movement stylistic features including the incorporation of glass blocks, and rounded projecting bays with large, multi-pane picture window (west and south elevations). The hipped roof is clad in asphalt shingles and has overhanging boxed eaves. The façade (south) is asymmetrical with a hipped dormer in the roof slope containing three rectangular wood-louvered vents. Two porches are on the façade. One is recessed under the principal roof at the southwest corner. The other is inset on the façade. Both feature decorative metal posts. The entry door is single-leaf and glazed. Various windows are found on the house. These include the large, multi-paned wood picture windows that are rounded to form a convex projecting bay. Others are 2(H)/2(H) DH wood sash, and single-light fixed sash. A hipped, two-car garage is attached to the house via a gabled hyphen. The garage is brick veneered and features a square wood cupola. (Photograph 48)

84a) NC 3400 Drummond Street 1913

Two-story house with an exterior clad with board-and-batten siding. The low-pitched asphalt-shingled hipped roof features overhanging eaves. There is an interior, off-centered metal chimney vent straddling the ridgeline. An exterior brick chimney is located on the south elevation. A hipped bay extends on the façade (east) creating a slight ell-shape. According to the 1925 Sanborn map, a two-story porch was inset in the front ell, but has since been removed. The façade, including hipped projection, is 4 bays (W, W, D, D). The primary entry door is two-leaf with panels and multi-light transom. The secondary door is a two-leaf, glazed door with transom which historically accessed the front porch. Above the two doors on the first floor are two French doors on the second floor. The second floor exterior doors confirm the former presence of the two-story porch on the façade. Windows are long and narrow 6/1, DH wood sash. A raised brick patio with metal railing runs along the façade. A wood deck above a two-car carport is inset in

South Drummond Street Neighborhood Historic District

Warren, Mississippi  
County and State

Name of Property

a rear ell at the northwest corner of the house. The non-historic siding is insensitive to the original materials of the building. Further, the loss of the porch, a character-defining element of the house, has altered the historic massing.

- 84b) NC Greenhouse Modern  
One-story, gabled greenhouse. The rectangular structure rests on a continuous concrete block foundation and features a glassed exterior.
- 85) C 3401 Drummond Street c.1950 Ranch House  
One-story residence with a brick veneer and asphalt-shingled, side-gabled roof. The roof is low-pitched with overhanging boxed eaves. The house is rectangular in shape with a continuous brick foundation. A lower, side-gabled bay projects from the north and south elevations and are flush with the façade (west). The south projecting bay is a former porch with brick columns that is enclosed with metal awning windows. There are two, lower front-gabled bay projecting slightly from the façade. One includes a recessed, single-leaf entry door with a stone veneer surround. The façade is 6 bays (W, W, D, W, W, W) and does not include the projecting enclosed porch. The first three windows are picture windows. Of these, two are single panes with wood casements flanking either side. The third is a two-leaf casement with flanking casements.
- 86) C 3404 Drummond Street c.1950 Ranch House  
One-story, side-gabled residence with a rectangular shape, and an exterior clad in brick veneer and drop-siding. The roof is asphalt-shingled with boxed eaves. A front-facing gable bay projects slightly from the façade (east). A partial-width entry porch is inset in the front ell and recessed beneath the principal roof. The porch features square brick columns and a wood post balustrade. Windows are 1/1 DH metal sash replacements. Windows on the façade feature wood-louvered shutters. The single-leaf entry door is paneled and appears to be a modern replacement. The south elevation features a brick stairwell recessed under the principal roof.
- 87) C 3415 Drummond Street c.1950 Ranch House  
One-story, brick veneered residence with a low-pitched side-gabled roof. A front-gable wing projects on the façade. A lower, single-bay gabled bay projects from that and features a stone veneer and an opening leading to a recessed, single-leaf entry door. The façade (west) is five bays (W, W, 2W, D, 2W). All windows are modern 1/1 DH sash with applied muntin-and-rail grids giving the appearance of 6/6. A lower, slightly recessed, side-gabled bay projects on the south elevation. This bay was a former porch that has been enclosed.
- 88) C 3419 Drummond Street c.1945 Ranch House  
One-story residence with a low-pitched, asphalt-shingled side-gabled roof, and asbestos-sided exterior. Gable ends feature vinyl siding and wood-louvered vents. The façade (west) is three bays (W, D, 3W). A shed roof entry stoop projects slightly from the façade and features square pilasters. The single-leaf entry door is recessed within the projecting

South Drummond Street Neighborhood Historic District

Warren, Mississippi

Name of Property

County and State

shed stoop. The interior walls of the stoop are paneled. Windows are 6/6 DH wood sash with storm windows applied on the exterior. A cross-gable ell wing is on the south elevation. A recessed corner porch on the north end of the façade (west) is enclosed with glass.

- 89a) NC 3420 Drummond Street c.1905 Queen Anne  
Two-story hipped Queen Anne residence designed by architect Michael J. Duncan. The house is clad in vinyl and weatherboard siding, and an asbestos-shingled roof. The house consists of an ell-shaped hipped original massing and a lower, two-story modern hipped addition on the north end. An original front-gabled bay projects on the façade (east). Decorative shingles are in the front gable end. A one-story projecting entry porch is on the southwest corner of the façade and features gable end shingles, square wood posts and round wood columns. A former wrap-around porch with rafter ends has been removed and replaced with a gabled porch matching the one on the southwest end of the façade. Original windows are 2(V)/2(V) DH wood sash. Modern windows are 1/1 metal sash. The entry door is single-leaf, and glazed with a transom. French doors are centered on the projecting gable bay on the façade. Designed by architect Michael J. Donovan, the house was the first in the National Park Addition.
- 89b) NC Garage Modern  
One-story, front-gabled two-car garage with vinyl siding and decorative shingles in the gable end. The garage bay doors are glazed.
- 90a) C 3421 Drummond Street c.1925 Bungalow  
One-story asbestos-shingled residence with a low-pitched asphalt-shingled hip roof. There is a small center porch with a half-hip roof, supported with simple square posts. The façade (west) is seven bays (W, W, W, W, D, W, W). Windows are 1/1 DH wood sash, and the two surrounding the door are slightly narrower than the rest. The windows feature exterior storm shutters. The door is a single-leaf glazed door with a transom.
- 90b) C Carport c.1925  
Side-gabled carport with a utility garage attached to the rear side. The roof is clad in asphalt shingles.
- 91) C 3424 Drummond Street c.1950 Ranch House  
One-story, hipped residence with a brick veneer and vinyl-sided exterior, and a corrugated metal roof. A front-gabled wing projects on the façade and includes a multi-light fixed window in the gable end. The façade (east) is four bays (2W, D, W, 2W). The entry door is single-leaf with a decorative metal storm door. A shed-roof entry stoop features decorative faux vine metal posts. Windows are primarily 6/6 DH sash. An exterior brick chimney is on the north elevation. A basement level garage is on the southwest rear corner of the house.



South Drummond Street Neighborhood Historic District

Warren, Mississippi  
County and State

Name of Property

- 92a) C 3501 Drummond Street c.1940 English Cottage/Tudor Revival  
One-story, brick veneered house with an asbestos-shingled roof with boxed eaves. The roof features a hipped roof with cross-gabled wings on the north and south elevations that extend beyond both the façade (west) and rear elevations. An interior brick chimney with corbeling is located on the front roof slope. The façade is four bays (3W, D, 3W, 3W). The sets of three windows are segmental-arched with a smooth cast concrete sill and brick jack arch above. Windows are DH wood sash with an upper sash consisting of multiple diamond-shaped panes. The lower sash is a single light. The entry door is located within a lower, gabled projection. It is single-leaf with a multi-paned round, fixed light and a screened exterior door. Cast concrete surrounds the doorway. A partial-width raised brick patio is inset between the front projections and features brick piers and wood post balustrade. Additional windows on the house include wood casements, and 9 and 12/1 DH wood sash. A rear porch on the north ell wing is enclosed with brick walls and casement windows. (Photograph 49)
- 92b) C Garage Apartment c.1940  
One-story, front-gabled brick veneer garage with a one-and-one-half story ell addition on the south elevation. Windows are 9/6 DH sash. A DH sash with fanlight is located in the gable end of the south elevation wing. The roof is asphalt-shingled with boxed eaves.

**Forrest Street**

- 93) 1210 and 1212 Forrest Street c.1940  
Two-story duplex with a low-pitched hipped roof covered in asphalt-shingles, and a continuous brick foundation. The roof features overhanging boxed eaves. A front-gabled projecting bay is centered on the façade and features a wood-louvered vent and decorative shingles in the gable end. The building is clad in asbestos shingle siding. The symmetrical façade (north) is 7 bays (2W, W, W, D, W, W, 2W) with 1/1 DH wood sash windows. The two entry doors are single-leaf and paneled with a single-light transom. There are two, one-story flat-roofed projecting porches on the façade with balconies above featuring metal railings. The porch roofs are supported by round wood columns. Two-leaf glazed doors with transom open to the balconies on the second floor. There is an interior brick chimney straddling the roof ridge. The rear corners of the building feature two-story porches recessed beneath the principal roof. (Photograph 50)
- 94) C 1217 Forrest Street c.1935 Craftsman  
Two-story duplex covered in asbestos-shingle siding and resting on a brick foundation. The house features a low-pitched, asphalt-shingled, clipped gable roof with overhanging boxed eaves. The façade (south) is three bays (D, D, D). The primary door is the first bay (from west to east) and is single-leaf and glazed with sidelights. The remaining two bays on the first floor of the façade are narrow, double-leaf glazed doors. The second floor of the façade is two bays (2W, 2W). Windows are 9/1 DH wood sash, and two-leaf multi-light wood casements. There is a full-width, one-story entry porch with a hipped roof supported by tapered square wood posts on brick piers. A two-story, hipped bay projects on the west elevation. An exterior brick chimney is located on the east elevation.

South Drummond Street Neighborhood Historic District  
Name of Property

Warren, Mississippi  
County and State

- 95) C 1218 Forrest Street c.1945 Ranch House/Spanish Revival  
Stuccoed split-level house, with a side-gabled roof with a projecting asymmetrical gable. To the right of the projection are four large arches that comprise the porch. A stuccoed chimney is located on the interior ridgeline. The façade (east) is three bays (2W, 2W, 3W). The leftmost windows are 9/4 DH wood sash, while the next three are 9/9 DH wooden sash. The principal doorway, a single-leaf wooden door, is perpendicular to the front façade. The north elevation features 9/9 windows of varying heights, and a shed-roofed carport is attached to the west elevation.
- 96) C 1219 Forrest Street c.1925 Craftsman Bungalow  
One-story asbestos-over-clapboard siding residence, with an asphalt-clad side-gabled roof. The roof has a low pitch and a projecting front gable on the façade (west). The front gable is supported by rectangular wooden posts on a brick foundation, creating a portico centered on the facade. The three-bay façade (2W, D, 2W) has 6/6 DH wooden sash windows and a modern wooden glazed door. An exterior brick chimney is located on the north elevation, and a shed-roofed carport is attached to the south.
- 97) NC 1220 Forrest Street c.1950 Ranch House  
One-story, side-gabled residence with a c.2000 side-gabled addition on the east elevation. The roof is covered in asphalt shingles and features overhanging boxed eaves. The exterior is clad in vinyl siding. An integral garage is under the principal roof on the west elevation and faces toward the front of the house. Windows are 1/1 DH vinyl sash. The façade (southwest) is five bays (2W, 2W, 3W, D, 2W). The last bay is the addition. The set of three windows is part of a three-sided projecting bay window beneath a hipped roof shared by a partial width porch. The porch features decorative metal posts. The off-centered entry door is single-leaf modern replacement. Extensive alterations have significantly altered the original massing, design, and materials of the house. These include the application of vinyl siding and modern replacement windows and doors, as well as the extension of the house to the east.
- 98) C 1221 Forrest Street c.1950 Ranch House  
One-and-a-half story ranch house, clad in brick veneer, with an asphalt-shingled side gable roof. A projecting front gable is located on the left side of the façade, with vinyl siding on the gable. A gabled dormer is also present on the front façade roofline, covered in vinyl siding and featuring cornice returns and a metal one-by-one window. The façade (south) is six bays (W, W, D, W, W, W), and the windows are one-by-one aluminum sashes. The porch is inset within the front façade. A shed-roof carport is attached to the east façade, with a side-gabled garage behind it. A brick chimney is centrally located on the ridgeline.
- 99) C 1222 Forrest Street c.1950 Ranch House  
One-story ranch house clad in board-and-batten wood siding, with a low-pitched hip roof. The façade (west) is three bays (2W, 2W, 3W), with three full-length vertical windows succeeding two pairs of 1/1 aluminum sash windows. The door is perpendicular to the

South Drummond Street Neighborhood Historic District

Warren, Mississippi  
County and State

Name of Property

façade on a hip-roofed projection, with two more full-length vertical panes located to its immediate left. The roof features wide eave overhangs.

- 100) C 1227 Forrest Street c.1915 Free Classical Queen Anne  
One-and-one-half-story hipped cottage with an asbestos-shingled roof. The roof features wide overhanging eaves with fascia. A gabled dormer is centered on the front roof slope and features two DH wood sash windows with a segmental-arched single light above. The windows feature an upper sash of multiple diamond-shaped panes, and the lower sash is a single light. The exterior of the house is clapboard sided. The house rests on a continuous foundation of rusticated blocks. The façade (south) is four bays (W, W, D, W). The first two windows match those in the dormer. The last window is 1/1 DH wood sash. The entry door is single-leaf and glazed with sidelights and transom. A partial-width entry porch is inset beneath the principal roof and features round Doric columns, and a metal railing. A secondary entry door leads from the west side of the porch. An exterior brick chimney is located on the west elevation. (Photograph 51)

**Laurel Street**

- 101a) C 2904 Laurel Street c.1945 Minimal Traditional  
One-story, asbestos-shingled house with a low-pitched, asphalt-shingled side-gabled roof. Lower, side-gabled wings that are slightly recessed from the façade project on the north and south elevations. The façade (east) is four bays (W, D, W, W). Windows are 8/8 DH wood sash. One of the façade windows is a multi-paned picture window. The off-centered entry door is single-leaf, glazed, and paneled. An entry stoop is recessed slightly on the façade and features metal posts and vertical board wall. The house rests on a continuous brick foundation.
- 101b) C Carport/Utility c.1945  
Detached, front-gabled open carport with asbestos shingle in the gable end, and round metal posts, with utility in the rear.
- 102) C 2905 Laurel Street c.1945 Ranch House  
Split-level house with a low-pitched, side-gabled roof clad in asphalt shingles with boxed eaves. The exterior is asbestos shingles siding. The façade is 6 bays (W, W, WDW, W, W, W). Windows are 6/6 DH wood sash. The single-leaf entry door is paneled and flanked by 6/6 DH wood sash. An entry stoop is recessed on the façade and features a metal railing. The south elevation contains a multi-paned picture window with aluminum awning. The north end of the house contains a basement level single car garage.
- 103a) NC 2906 Laurel Street c.1945 Ranch House  
One-story, side-gabled, house clad in hardi-plank siding. The house has been totally remodeled. The present house features a full-width front gabled and hipped porch supported by unfinished square wood posts. The gable end of the porch features wood shingles. The house has modern window replacements with a single light with a row of

South Drummond Street Neighborhood Historic District

Warren, Mississippi

Name of Property

County and State

multiple lights above. The entry door is a paneled, modern replacement. There is a continuous concrete block foundation. A rear deck is elevated above a metal carport.

- 103b) NC Shed Modern  
Large, one-story shed/workshop with a gabled roof covered with corrugated metal. The shed is clad in vinyl siding. Windows are 1/1 DH metal sash. There is a single-leaf entry door, and a metal bay door.
- 104) C 2912 Laurel Street c.1945 Ranch House  
One-story house, clad in brick veneer and asbestos siding, with an asphalt shingled-gable roof. A front-gabled projection is located on the right side of the front façade, with cornice returns and asbestos shingles. The façade (east) is four bays (W, 3W, D, W), with the 3W as a single-pane picture window with two flanking four-light casements. A hip-roofed extension projects from the west elevation.
- 105) C 2916 Laurel Street c.1950 Ranch House  
One-story asbestos-shingled ranch house, with a low-pitched hip roof and overhanging eaves. A hipped projection is located on the left side of the façade. The façade (east) has six bays (W, W, W, W, D, W). The primary windows, located on the hipped projection and the house's side elevations, are four-light casement windows. A large fixed-panel picture window is located on the right side of the façade. The house's lower level is clad in brick veneer.
- 106) C 2920 Laurel Street c.1945 Ranch House  
One-story, L-shaped house with an asphalt-shingled roof featuring slightly overhanging boxed eaves. The exterior is clad in asbestos shingles, and the house rests on a continuous brick foundation. Windows include 6/6 DH wood sash, 2(H)/2(H), and multi-light wood casements. The façade (east) is four bays consisting of (from south to north) paired windows, entry door, picture window flanked by DH sash, and a ribbon window of casements surrounding an enclosed sleeping porch. The façade includes a projecting hipped bay that creates the ell shape of the house. A basement level garage is located on the south elevation.

**Markham Street**

- 107) C 1000 Markham Street c.1940 Bungalow  
One-story, front-gabled bungalow with an asphalt-shingled roof, asbestos shingle siding, and a continuous brick foundation. There are side-gabled bays projecting slightly from the east and west elevations. The façade (north) is three bays (2W, D, 2W). Windows are paired, single-light fixed sash. There is a front-gabled projecting bay on the façade which is likely an enclosed porch. The entry door is recessed within the projecting bay and is a single-leaf, glazed door. An exterior brick chimney is located on the west elevation. Additional windows are 6/6 DH wood sash, and paired 6-light casements. A screen-enclosed recessed porch is located in the southwest rear corner.

South Drummond Street Neighborhood Historic District

Warren, Mississippi  
County and State

Name of Property

- 108a) C 1001 Markham Street c.1935  
One-and-one-half-story cottage with a high-pitched asbestos shingles roof with overhanging boxed eaves. The exterior is asbestos shingles and the foundation is continuous brick. A gabled dormer with overhanging eaves is centered on the façade (south) and features a wood-louvered vent, and a French door flanked by 6/1 DH wood sash. The façade (south) is three bays (2W, D, 2W). The centered entry door is single-leaf and glazed. A one-story entry porch is centered on the façade and features a flat roof supported by metal posts. A balcony with metal railing is above the porch. The side gables of the house feature triple windows in the upper stories. A full-width cross-gabled wing extends in the rear. Single-story, hipped bays project on the east and west elevations. A gabled half-story addition is centered on the roof of the rear wing.
- 108b) C Apartment c.1935  
One-story, apartment with asbestos shingle siding, an asphalt-shingled roof, and a brick pier foundation. Windows are 6/6 DH wood sash.
- 109a) C 1008 Markham Street c.1940 Craftsman Bungalow  
One-story, gable-on-hip Bungalow with Craftsman-style elements. The house is clad in asbestos shingle siding. The roof is asphalt-shingled and features overhanging eaves with exposed rafter ends. Windows are 6/1 DH wood sash. The façade (north) is three bays (2W, D, 2W). The off-centered entry door is round-arched, single-leaf, and glazed. A front-gabled entry porch is off-centered on the façade and screened. The porch features square wood columns and a low brick balustrade wall. A shed-roofed entry stoop is on the east elevation.
- 109b) C Garage c.1940  
One-story frame garage with an asphalt-shingled front-gabled roof and asbestos-shingle siding.
- 110a) C 1010 Markham Street c.1940 Minimal Traditional/Colonial Revival  
One-and-one-half-story, vinyl-sided house with a continuous brick foundation and an asphalt-shingled roof. Windows are 6/6 DH wood sash. The façade (north) is three bays (2W, D, 3W) with the last bay consisting of a 6/6 flanked by 4/4 windows. The entry door is centered, single-leaf with two lights. Two gabled dormers are on the front roof slope and feature 6/6 DH wood sash windows. The entry stoop is slightly recessed and features a metal railing. A shed roof bay projects on the west elevation. An exterior brick chimney is located on the west elevation as well. Side gables feature paired windows in the upper half-story.
- 110b) C Apartment c.1940  
One-story, gabled apartment clad in vinyl siding. The roof is asphalt-shingled. Windows are 1(H)/1(H) DH sash. A partial-width entry porch is recessed on the east elevation beneath the principal roof and features round posts.

South Drummond Street Neighborhood Historic District

Warren, Mississippi

Name of Property

County and State

- 111) NC 1015 Markham Street c.1970 Ranch House  
One-story, front-gabled house with a brick veneer. A prominent exterior brick chimney is on the east elevation. The roof is asphalt-shingled and features wide overhanging eaves. The façade (south) is three bays (2W, D, 2W) with a centered, single-leaf glazed and paneled entry door flanked by sidelights. The middle bay, including entry door, is slightly recessed with board-and-batten siding. Windows are 8/8 DH metal sash. An integral carport is located in the rear.
- 112) C 1018 Markham Street c.1930 Four-Over-Four  
Two-story brick house with a low-pitched asbestos-shingled hipped roof featuring wide eave overhangs. A gabled dormer vent, located flush with the façade roofline, features decorative asbestos siding. The three-bay (2W, D, 2W) façade (north elevation) contains a centrally-located, front-gabled brick portico with a brick arch resting on brick piers. The windows are 1/1 DH wooden sashes, and the door is a single-leaf paneled door with sidelights.
- 113) C 1020 Markham Street c.1930 Craftsman Bungalow  
One-story, hipped bungalow with a concrete block exterior and a roof covered in asbestos shingles. The roof features overhanging eaves with boxed eaves. A front-gabled dormer is centered on the front roof slope. The house is rectangular in shape with a rear addition. The façade (north) is two bays (2W, 2W) with an inset entry porch beneath the principal roof. The porch features a tapered stuccoed post on a concrete block pier, and a decorative metal railing. The entry door is accessed from the west side of the porch and is single-leaf and glazed. A raised concrete patio located at the rear of the house is covered by a flat roof extending from the house and supported by round posts.
- 114) C 1021 Markham Street c.1920 Craftsman Bungalow  
One-story bungalow with a low-pitched asbestos-shingled roof with overhanging eaves and exposed rafter ends. The brick house features a front-gabled dormer with three windows centered on the front roof slope. Two interior brick chimneys are located on the side roof slopes. The façade (south) is five bays (W, W, D, W, W). The central three bays are slightly recessed. The entry door is centered, single-leaf, and glazed with sidelights and transom. The first and last bays on the façade are large, multi-light/multi-light DH wood sash windows. Windows flanking the door are smaller DH sash with multi-lights. Façade windows feature wood-louvered vents and a flat, smooth cast concrete jack arch. A centered entry porch is slightly recessed on the façade and projects under a shed roof with exposed rafter ends. The porch features square brick columns and brick balustrade wall. Side elevation windows are 6/1 DH wood sash. (Photograph 52)
- 115a) C 1022 Markham Street c.1930 Bungalow  
One-story bungalow with a rectangular shape and multiple single-bay projecting hipped bays. A two-bay, front-gabled ell projects on the façade that features an exterior brick chimney on the façade (north). The roof is asphalt-shingled with overhanging eaves. The exterior of the house is coursed stucco giving the appearance of concrete blocks. A front porch is inset in the front ell and features a hipped roof, square stucco columns and metal

South Drummond Street Neighborhood Historic District

Warren, Mississippi  
County and State

Name of Property

railing. Windows are 3(V)/1 DH wood sash. The façade (north) is four bays (2W, D, W, W) with a single-leaf glazed and paneled entry door. There is an open carport with large utility/screened porch along the rear of the house.

- 115b) C Utility Shed c.1930  
One-story utility shed with a rounded roof covered in metal sheathing. The structure is stuccoed. The façade (east) is three bays (W, D, W) with a centered, single-leaf entry door. The windows are covered with wood-louvered shutters.
- 116) C 1101 Markham Street c.1930 Bungalow  
One-story, stuccoed bungalow with mid-century modifications. The clipped gabled roof is asphalt-shingled with wide overhanging eaves. A flat-roofed dormer with three, 6-light windows is centered on the front roof slope. The façade (south) is four bays (W, D, W, W). The façade windows are large, multi-paned picture windows. The off-centered, single-leaf entry door features a decorative molded surround and a glass and metal storm door applied to its exterior. A nearly full-width raised entry patio is on the façade. The patio lacks a roof but features a low decorative brick balustrade wall covered with stucco. The side elevations feature 6/1 DH wood sash. An exterior brick chimney is located on the west elevation. A shed addition is in the rear.
- 117a) C 1104 Markham Street c.1925 Craftsman Bungalow  
One-story bungalow, with an asphalt-shingled front gable roof, clad in vinyl siding. Located on the right side of the façade (east), a projecting front-gable roof is supported by wood posts, and encloses a half-width front porch. The façade is three bays (2W, D, 3W), with 4V/1 aluminum sash windows and a single leaf glazed door. Both gables feature wooden brackets and a small four-light window is present on the porch gable. There is an exterior brick chimney on the north elevation, immediately left of a shed roof covering a porch.
- 117b) C Carport c.1950  
Front-gabled, freestanding carport with a shed-roof utility attached to the structure's east elevation. The structure is clad in vinyl siding and features round metal posts.

**Mulvihill Street**

- 118a) C 1210 Mulvihill Street c.1915 Italian Renaissance  
Two-story, stuccoed residence with a rectangular center block flanked by one-story wings on either side. The residence features an asphalt-shingled, low-pitched hipped roof with wide overhanging eaves. The roof was historically clad in clay tiles. The façade (north) is three bays (2W, D, 2W) on the first floor and three window bays on the second. The recessed replacement entry door is centered on the façade and is single-leaf and paneled with sidelights. A round-arched hood supported by decorative brackets is above the door. Windows on the façade are 9/1 DH wood sash. Two interior brick chimneys are located with the side roof slopes. The east wing features a flat roof and includes a glass-enclosed porch and open carport, both with square stucco columns that pierce the roof. The west

South Drummond Street Neighborhood Historic District

Warren, Mississippi

Name of Property

County and State

wing features a hipped roof and appears to be a sunporch featuring a double-leaf glazed door with multi-light wood casement sidelights. Side elevation windows include 9/1 and 4/1 DH wood sash. (Photograph 53)

- 118b) C Garage Apartment c.1915  
Two-story, stuccoed garage apartment, rectangular in shape with an asphalt-shingled hipped roof. The roof features wide overhanging eaves. The first floor of the façade (north) features three glazed and paneled wooden garage doors. The second floor of the façade features two 4/4 DH wood sash windows.
- 119a) C 1211 Mulvihill Street c.1920 Mediterranean Revival  
Two-story stuccoed central-block structure, flanked by two, one-story wings flush with the façade. The house features a terracotta pyramidal roof with a stuccoed chimney on the central ridge. The front façade (south) features seven bays; the two flanking wings hold two multi-light fixed sash windows, and the central block has four sets of wooden French doors with arched fanlights and a central double-leaf glazed door with sidelights and an elliptical fanlight. The door is surrounded by a one-story, flat-roofed portico with a dentiled cornice and an iron balcony supported by round wooden Doric columns. Second floor windows are five 12/1 DH wooden sash. On the east and west elevations, central double-doors provide an entry to the wings, and paired 12/1 DH sashes are topped with a single arched fanlight. A two-story shed-roof addition is centrally located on the north elevation. (Photograph 54)
- 119b) C Garage c.1920  
One-story, stuccoed garage with a pyramidal roof clad in clay tiles.
- 120a) C 1216 Mulvihill Street c.1915 Four-Over-Four/Mediterranean Revival  
Two-story, stuccoed residence, rectangular in shape with a low-pitched, clay tiled hipped roof featuring wide overhanging eaves with decorative brackets. There is one interior, stuccoed chimney on the left roof slope. The façade (north) is three bays (2W, D, 2W) on the first floor, and three bays (W, D, W) on the second. Windows are modern 8/1 DH sash. First floor windows are paired. The centered, single-leaf paneled entry door is recessed within a round-arched opening featuring square pilasters and a molded arch. A semi-circular arch is above the entry door, within which is a round molding depicting a prior owner. Above the entry door on the second floor is a single-bay balcony with metal railing supported by decorative brackets. Glazed French doors open onto the balcony. The molded door surround is round-arched. Extending the full width of the façade is a concrete patio surrounded by a heavy turned wood balustrade. The west elevation features a partial-width raised concrete block patio with metal railing. On the east elevation is a one-story wing flush with the façade. The wing features a flat roof. This bay was once enclosed with stuccoed walls and a door with fanlight. It is currently an arcaded patio with Doric columns and round archways.



South Drummond Street Neighborhood Historic District

Warren, Mississippi

Name of Property

County and State

- 120b) C Garage c.1930  
One-story, front-gabled garage with a stuccoed exterior. The roof features wide overhanging eaves.
- 121) 1220 Mulvihill Street c.1950 Ranch House  
One-story brick-veneered residence, covered with a low-pitched hip roof with wide overhanging eaves and an asymmetrical hipped projection. The roof is clad in asphalt shingles. On the front façade (north), the two bays in the projection are a fixed-pane picture window and a single-leaf paneled door flanked by fluted pilasters. The third bay is a picture window flanked by two fixed-pane lights, and the fourth is another fixed-pane picture window.
- 122) C 1300 Mulvihill Street c.1950 Colonial Revival  
One-and-one-half story brick veneer cottage with a moderately-pitched asbestos shingled side-gabled roof. Two gabled dormers with windows are located on the front roof slope. Side gable ends feature windows in the upper story. The symmetrical façade is 5 bays (W, W, D, W, W) with a centered, single-leaf glazed entry door. Windows are 6/6 DH wood sash with exterior storm windows. Centered on the façade (north) is a partial-width, screen-enclosed porch with brick columns and balustrade wall. The brick porch features a modern flat roof.
- 123) C 1304 Mulvihill Street c.1920  
One-and-one-half-story house, rectangular in shape with a side-gabled, asphalt-shingled roof. The exterior is clad in wood shakes. Sanborn maps indicate the presence of a full-width entry porch. Based on property records, a portion of the porch has been enclosed. This house is not visible from the street.
- 124) 1306 Mulvihill Street c.1910 Colonial Revival  
Two-story stuccoed house, with a steeply-pitched slate roof, punctuated by three interior stuccoed chimneys with concrete caps. A slate-roofed gabled dormer, centered on the main block, features two, flat roofed wings and a round-arched window. The first floor façade (north) features a large porch with widely overhanging eaves and a flat roof with a prominent cornice, supported by four brick and stuccoed columns. The left side of the porch has been enclosed with glass. The entrance is a single-leaf, wooden six-panel door with a transom, flanked by sidelights and vertical decorative brickwork. The second floor façade has three bays of 8/8 DH wooden windows, with decorative rectangular designs between them. (Photograph 56)
- 125) C 1313 Mulvihill Street c.1950 Minimal Traditional  
One-and-one-half story brick veneer Minimal Traditional house with a high-pitched cross-gabled roof covered in asphalt shingles. The front of the house is side-gabled with a full-width original gabled wing along the rear. Side gable ends feature a set of three 4/4 DH wood sash windows. A two-bay, front-gabled projection extends from the façade (south). There is a pair of fixed lights in the front gable end. The façade is three bays (2W, D, W) with an off-centered, single-leaf wooden door with decorative vertical

South Drummond Street Neighborhood Historic District

Warren, Mississippi

Name of Property

County and State

boards. The entry door is flanked by fluted pilasters. A gabled entry stoop features round Doric columns and plain architrave. Windows on the façade are 1/1 DH vinyl sash with applied muntin-and-rail grids giving the appearance of 6/1. A single-story, hipped sleeping porch featuring ribbon windows of 4/4 DH wood sash is located on the west elevation. A two car garage is located at basement level on the west elevation of the rear wing.

**National Street**

- 126) C 933 National Street c.1935 Craftsman Bungalow  
One-story, hipped bungalow with vinyl siding and an asphalt-shingled roof. The house is rectangular in plan and consists of a front-gabled projecting bay on the façade (south), and a side-gabled porch inset in the front ell. The roof is low-pitched with overhanging eaves. Gable ends feature brackets. Primary windows are 4(V)/1 DH wood sash. The façade is three bays (W, W, D). The windows are on the projecting gabled wing and consist of sets of three, narrow 1/1 DH wood sash. An exterior brick chimney is situated between the two sets of windows. The single-leaf entry door is round-arched, glazed, and paneled. A secondary entry door on the front of the house is accessed from the west side of the porch, and matches the primary entry door.
- 127) C 1005 National Street c.1935 English Cottage/Eclectic  
One-story, hipped cottage with a combination of Spanish Colonial Revival and Craftsman-stylistic influences. The house is smooth stuccoed with a principal hipped massing and a side-gabled wing projecting from the west elevation that is flush with the façade. The asphalt-shingled roof is low-pitched with wide overhanging eaves. An exterior stuccoed brick chimney is located on the façade (south). Primary windows are 4(V)/1 DH wood sash. A gabled dormer with fixed multi-light window is situated in the east and west roof slopes. The façade is three bays (W, D, W). The centered entry door is located within a small, lower front-gabled bay that projects slightly from the façade. The door is round-arched with a circular, multi-light window and wood paneling. The door features a brick surround. The window on the right is large, single-pane with segmental arch and enclosed a recessed porch.
- 128) C 1006 National Street c.1920 Craftsman Bungalow  
One-story bungalow with an asphalt-shingled, hipped roof featuring overhanging eaves and exposed rafter ends. A front-gabled dormer is situated in the front roof slope. The house is rectangular in shape, clad in vinyl siding, and rests on a brick pier foundation. Two interior brick chimneys straddle the roof ridge. The façade (north) is two bays (D, D). The left bay is a set of glazed French doors. The right door is single-leaf, and glazed with sidelights. A full-width entry porch is recessed beneath the principal roof and features square brick columns, and tapered square wood posts on stuccoed piers. A stuccoed balustrade wall surrounds the porch. Side elevation windows are 4(V)/1 DH wood sash. There appears to be a rear shed addition.

South Drummond Street Neighborhood Historic District

Warren, Mississippi  
County and State

Name of Property

- 129) C 1007 National Street c.1930 Bungalow  
One-story hipped roof bungalow with a full-width, side-gabled wing along the front (south). The house is stuccoed. The façade is three bays (2W, D, 2W) with an off-centered, single-leaf glazed entry door. Primary windows are 4(V)/1 DH wood sash. A full-width porch is recessed beneath the side-gabled roof and features prominent tapered stuccoed columns at the ends and paired square wood posts flanking the steps. The side elevations of the porch are large segmental-arched openings. The house features an asphalt-shingled roof with wide overhanging eaves. An exterior stuccoed chimney is on the west elevation. A shed roof, weatherboard-sided bay projects on the east elevation (post-1948).
- 130) C 1009 National Street c.1910 Free Classical Queen Anne  
One-story, hipped roofed Queen Anne cottage with weatherboard siding. The asphalt-shingled roof features overhanging eaves. A front-gabled ell projects on the façade (south). A porch is recessed in the front ell beneath the principal roof. The porch features round fluted columns. Windows are 2(V)/2(V) DH wood sash. The façade is three bays (W, D, W). Façade windows are DH wood sash with a multi-light decorative upper sash and single pane lower sash. The entry door is Eastlake in style with a large single pane and decorative molding and horizontal raised wood panels.
- 131) C 1010 National Street c.1930 Bungalow  
One-story, vinyl-sided house with an asphalt-shingled, front-gabled roof featuring overhanging boxed eaves. Windows are modern 1/1 DH vinyl sash. The façade is three bays (W, D, 3W). The entry door is single-leaf and glazed with an exterior storm door. An entry porch is inset on the northeast corner of the façade and projects slightly from the façade beneath a front-gabled roof supported by metal posts. Lower, gabled bays project on the east and west elevations. There are two interior brick chimneys straddling the roof ridge.
- 132) C 1011 National Street c.1950 Ranch House  
One-story residence clad in asbestos shingles. The asphalt-shingled hipped roof is low-pitched and features wide overhanging boxed eaves. The house is rectangular with 2(H)/2(H) DH wood sash windows. The façade is four bays (W, D, W, 2W). The window to the right of the door is a large, multi-light picture window. The off-centered entry door is single-leaf and features three rectangular lights spaced diagonally. A shed roof porch is centered on the façade and features decorative metal posts.
- 133) C 1012 National Street c.1920 Bungalow  
One-story bungalow with a clipped gable roof clad in asphalt shingles and featuring overhanging eaves. The house is clad in asbestos shingle siding, and the façade is brick-veneered. Windows are 9/6 DH wood sash, and multi-light wood casements. Windows on the west elevation feature aluminum awnings. The façade (north) is three bays (3W, D, 3W). The left windows are DH sash, while the right windows are double-leaf, multi-light casements. The centered entry door is recessed, single-leaf, paneled, and flanked on either side by 9/6 DH wood sash. There is a transom above the door. Above the door is a

South Drummond Street Neighborhood Historic District

Warren, Mississippi

Name of Property

County and State

front-gabled hood with supporting brackets. On either side of the hood, a modern shed roof expands the entry porch to full-width of the façade. The shed roof is supported by metal posts.

- 134) C 1014 National Street c.1930 Craftsman Bungalow  
One-story bungalow with an asphalt-shingled, side-gabled roof featuring wide overhanging eaves. The exterior is vinyl-sided. Windows are 1/1 DH wood sash with modern vinyl storm windows applied to the exterior. An exterior brick chimney is on the east elevation. The façade (north) is symmetrical three bays (2W, D, 2W) with a single-leaf, paneled entry door with exterior wood screen door. A full-width porch features a shed roof supported by tapered square wood posts on brick piers. The central bay of the porch is round-arched. The shed roof extends on the east elevation above an original carport with tapered square wood posts on brick piers.
- 135a) C 1015 National Street c.1930 Craftsman Bungalow  
One-story house with a rectangular shape and an asphalt-shingled roof with overhanging eaves with fascia board. The exterior of the house is weatherboard siding. The façade (south) is symmetrical three bays (2W, D, 2W) with a single-leaf glazed entry door. Windows are 4(V)/1 DH wood sash. A single-bay porch is centered on the façade and features a front-gabled roof supported by square brick columns. The front of the porch features a low brick balustrade wall that extends to the east along a raised brick patio. The front gable end on the façade features corner brackets.
- 135b) C Garage c.1930  
One-story, front-gabled frame garage with vertical board siding.
- 136) C 1017 National Street c.1920 Craftsman Bungalow  
One-story, bungalow clad in vinyl siding. The house is rectangular in shape and features an asphalt-shingled hipped roof with overhanging boxed eaves. The house rests on a brick foundation. A front-gabled dormer with two, 4-light fixed wood sash windows is centered on the front roof slope. The façade (south) is two bays (D, D). The left bay consists of a single-leaf glazed door flanked by 2(V)/1 DH wood sash windows and transom above. The right bay consists of a single-leaf glazed door with transom and a 3(H)/2(H) DH sash window. A full-width entry porch is recessed beneath the principal roof and features tapered wood posts on brick piers. The porch has a low brick balustrade wall.
- 137a) C 1019 National Street c.1950 Minimal Traditional  
One-story side-gabled house clad in asbestos shingle siding. The roof is asphalt-shingled and low-pitched. The façade (south) is four bays (2W, D, W, W) with aluminum awnings above each bay. The off-centered entry door is single-leaf and glazed. Windows are 2(H)/2(H) DH metal sash. The house is rectangular in shape and rests on a continuous brick foundation.

South Drummond Street Neighborhood Historic District

Warren, Mississippi

Name of Property

County and State

- 137b) C Garage c.1950  
One-story, front-gabled frame garage with a metal roof.
- 138) C 1020 National Street c.1920 Craftsman Bungalow  
One-story front-gabled bungalow with weatherboard siding. The asphalt-shingled roof features overhanging boxed eaves. A historic full-width addition extends along the rear. Above the rear addition is a modern, side-gabled second floor addition. The original house is rectangular in shape with a stuccoed foundation. The façade (north elevation) is two bays (D, 2W). The left half of the façade is recessed. The single-leaf entry door is glazed with sidelights. The façade windows are 9/6 DH wood sash. A front-gabled porch is inset in the front left bay. The porch roof is supported by corner brackets and paired square wood columns on brick piers. An interior brick chimney straddles the roof ridge.
- 139) C 1021 National Street c.1935 English Cottage  
One-story, side-gabled residence with a nearly full-width hipped wing along the rear. The asphalt-shingled roof is low-pitched. The exterior of the house is stuccoed and asbestos-shingled. The house rests on a continuous brick foundation. The façade (south) is three bays (3W, D, 3W). The primary windows are 4(V)/1 DH wood sash. The entry door is glazed and paneled. A front-gabled enclosed porch projects slightly from the façade. The porch historically featured a large segmental arch opening, which has since been enclosed with three, single-pane fixed wood sash windows. A lower, front-gabled entry stoop with round-arched opening is on the façade. An exterior brick chimney is located on the west elevation.
- 140) C 1022 National Street c.1935 Bungalow  
One-and-one-half-story, side-gabled house, rectangular in shape, with a continuous brick foundation. The asphalt-shingled roof features wide overhanging eaves. Gabled ends feature a wood-louvered vent flanked by a 4-light fixed wood sash. The house is vinyl-sided. A partial-width front-gabled porch projects from the façade and is enclosed with vinyl walls and a ribbon of 2(H)/2(H) DH metal sash windows. Primary windows are 4(V)/1 DH wood sash. An exterior brick chimney is on the west elevation. The façade of the house is concealed behind the enclosed porch. The glazed and paneled entry door is on the west elevation of the porch.
- 141) C 1024 National Street c.1920 Craftsman Bungalow  
One-story, rectangular bungalow with a hipped roof and a projecting front-gabled ell on the façade. The house is vinyl-sided and rests on a continuous brick foundation. The asphalt-shingled roof features wide overhanging eaves. A prominent exterior brick chimney is centered on the front gabled wing. Windows are 3(V)/1 DH wood sash. A side-gabled porch is inset in the front ell and projects to the east. The porch features a prominent tapered brick column, and a brick balustrade wall that is rounded on the east elevation. The porch is enclosed with three large glass panes on the east, and a glazed and paneled entry door with sidelights on the façade (north).

South Drummond Street Neighborhood Historic District

Warren, Mississippi

Name of Property

County and State

- 142) C 1100 National Street c.1935 Front-Gabled Cottage  
One-and-one-half-story, front-gabled cottage clad in cedar shakes. The roof is asphalt-shingled with overhanging boxed eaves. The house is historically L-shaped, with a post-1948 gabled addition in the rear ell. The foundation is continuous brick. Paired 6/6 DH wood sash windows are in the upper story of the gable ends. A gabled window dormer is located in the east and west roof slopes. A three-bay shed dormer, flush with the façade, is on the west elevation and features three 6/6 windows. An exterior stuccoed chimney is on the façade (north). The façade features two, lower front-gabled projections. The left projection includes a set of 4 windows. The other features a modern paneled entry door with molded surround. A basement-level garage is on the west elevation beneath the rear addition.
- 143a) C 1101 National Street c.1930 Bungalow/Eclectic  
One-story, side-gabled bungalow with a full-width shed wing along the rear. The exterior is stuccoed. The roof is asphalt-shingled and features overhanging eaves and exposed rafter ends. The façade (south) is symmetrical three bays (3W, D, 3W). Windows on the façade are in sets of three and are multi-pane wood casements with a flat hood supported by brackets. The single-leaf entry door is paneled with a modern metal and glass storm door on the exterior, fluted pilasters, and pediment above. A front-gabled entry porch is centered on the façade and features fluted, Corinthian-type columns. Side elevation windows are 4(V)/1 DH wood sash. An exterior brick chimney is on the west elevation and pierces the roof eave.
- 143b) C Garage c.1930  
One-story, front-gabled frame garage with asphalt-shingle roofing and weatherboard siding.
- 144) C 1103 National Street c.1930 Craftsman Bungalow  
One-story, side-gabled bungalow with an asphalt-shingled low-pitched roof with overhanging eaves with exposed rafter ends. The house is clad in weatherboard siding. A nearly full-width hipped wing is along the rear. Primary windows are 4(V)/1 DH wood sash. The symmetrical façade (south) is three bays (W, D, W) with a centered, single-leaf glazed entry door flanked by sidelights. Windows on the façade consist of wide 4(V)/1 flanked by narrow 2(V)/1 DH wood sash. A projecting porch is centered on the façade and features a round-arched roof with exposed rafter ends supported by fluted, Corinthian-style columns. A raised stuccoed patio with metal railing extends from both sides of the porch along the width of the façade. An exterior stuccoed chimney is on the west elevation.
- 145) C 1104 National Street c.1940 Craftsman Bungalow  
One-story, front-gabled bungalow with an exterior clad in board-and-batten siding. The house sits on a brick pier foundation and the asphalt-shingled roof features boxed eaves. An exterior brick chimney pierces the roof eave on the west elevation. A side-gabled bay projects on the west elevation. Windows are 4(V)/1 DH wood sash. A front-gabled,

South Drummond Street Neighborhood Historic District

Warren, Mississippi

Name of Property

County and State

partial-width porch is inset on the façade and contains tapered square wood posts on brick piers. The entry door is paneled and accessed from the west side of the porch.

- 146a) C 1106 National Street c.1920 Bungalow  
One-and-one-half-story, vinyl-sided bungalow with a low-pitched, side-gabled roof. The roof is covered in asphalt shingles and features wide overhanging eaves with fascia. Side gable ends feature a DH wood sash window in the upper half story. A shed dormer with four fixed lights is centered on the front roof slope. A lower, five-sided bay projects on the east elevation. The façade (north) is three bays (W, D, W) with a modern, centered entry door that is single-leaf and glazed with narrow sidelights and transom. A full-width front porch is beneath the principal roof and features square brick columns and a wood post balustrade. There is an interior brick chimney on the left of the front slope. A side-gabled carport addition projects from the rear of the east elevation.
- 146b) C Shed c.1950  
One-story, front-gabled shed with an asphalt-shingled roof and weatherboard siding. A modern window with fanlight is on the north elevation.
- 147a) C 1107 National Street c.1940 Bungalow  
One-story, front-gabled bungalow with a stuccoed exterior. The asphalt-shingled roof is low-pitched with exposed rafter ends. A plain wood course surrounds the house above the stuccoed foundation. Windows are 1/1 DH wood sash with aluminum awnings. An asbestos-sided ell addition extends on the rear. A side-gabled bay projects on the east and west elevations. The façade (south) is three bays (2W, D, 2W) with a single-leaf modern recessed entry door.
- 147b) C Carport c.1940  
Front-gabled carport with an asphalt-shingled roof, exposed rafter ends, and round metal support posts. A concrete block utility room is located along the north.
- 148) C 1207 National Street c.1930 Craftsman Bungalow  
One-story, front-gabled bungalow with an asphalt-shingled roof and weatherboard siding. The three-bay façade (2W, 2W, D) features 4V/1 DH wooden sash windows and a six-leaf paneled door. A lower, front-gabled projection is located at the left of the front façade (south), and a shed roof with exposed rafter ends is located immediately below both gables, extending the full width of the façade. Beneath the shed roof, a partial-width front porch features square brick columns and a low brick balustrade wall. Wooden brackets enhance the main gable.
- 149) C 1208 National Street c.1920 Bungalow/Colonial Revival  
One-story, side-gabled house clad in vinyl siding, and the asphalt-shingled roof features wide overhanging eaves. The façade (north) is five bays (W, W, WDW, W, W). Windows are two-leaf, multi-light wood casements. The centered entry door is single-leaf and glazed with large sidelights. Centered on the front roof slope is a gabled dormer with four, 6-light fixed wood sash windows. A full-width front porch is recessed beneath the

South Drummond Street Neighborhood Historic District

Warren, Mississippi

Name of Property

County and State

principal roof and features round Doric columns. A large modern, side-gabled carport with Doric columns and utility room project on the east elevation. A small, one-story shed roof wing projects in the rear. There is an interior brick chimney centered on the roof ridgeline.

- 150) C 1211 National Street c.1935 Bungalow  
One-story, vinyl-sided front-gabled bungalow. The house is rectangular in shape with an asphalt-shingled roof and overhanging boxed eaves. The façade is asymmetrical, three bays (2W, D, 2W) with an off-centered single-leaf paneled entry door. Windows are modern 1/1 DH vinyl sash with applied muntin-and-rail grids giving the appearance of 6/1. A full-width entry porch is recessed beneath the principal roof and features a plain frieze and square wood columns. An interior brick chimney straddles the roof ridge.
- 151) C 1212 National Street c.1940 Minimal Traditional  
One-and-one-half-story, side-gabled house with an asphalt-shingled roof and windows in the upper story of the gable ends. The house is clad in asbestos shingle siding. The house consists of its side-gabled principal massing with a small historic hipped ell extension in the rear. Post-1948, a large hipped addition with a secondary hipped wing was added to the rear. An exterior brick chimney is located on the façade (north). The façade is four bays (W, W, W, W) with the last bay (right) being a recessed corner porch with square brick column. Windows are 6/6 DH wood sash. The entry door is accessed from the east side of the corner porch. (Photograph 57)
- 152) C 1213 National Street c.1955 Ranch House  
One-story residence with a hipped roof and angled form. The roof is asphalt-shingled with overhanging boxed eaves. The foundation is continuous brick and the exterior is clad in vertical wood panels. A two-car carport is recessed beneath the first floor of the façade at the southwest corner. Windows on the façade include a set of four two-light fixed sash; a single-pane fixed window; and 1/1 DH metal sash. The entry door is located at the junction of the angling of two massings and is single-leaf with a glass and metal storm door applied on its exterior.
- 153) C 1214 National Street c.1940 Minimal Traditional/Colonial Revival  
One-story, side-gabled house clad in asbestos shingles. The asphalt-shingled roof features triangular wood-louvered vents in the gable ends. The house is rectangular in shape with a continuous brick foundation. A front-gable roof is flush with the façade. The façade (north) is 3 bays (D, W, W). The single-leaf entry door is paneled with sidelights and a segmental arched fanlight above. The middle bay consists of a single pane with applied muntin-and-rail grids giving the appearance of 12 lights. This window is flanked by 4/4 DH wood sash. An off-centered front-gabled entry porch occupies the first bay and features round wood columns. Side elevation windows are 6/6 DH wood sash. There is gabled ell in the rear.



South Drummond Street Neighborhood Historic District

Warren, Mississippi

Name of Property

County and State

- 154) C 1216 National Street c.1920 Bungalow  
One-story bungalow clad in drop-siding. The house is rectangular in shape with a low, side-gabled bay projecting on the east and west elevations. The house rests on a continuous brick foundation. The asphalt-shingled roof is front-oriented with a clipped gable. Beneath the clip on the façade is a 4-light fixed window. Primary windows are 9/1 DH wood sash. The facade (north) is symmetrical with three bays (2W, D, 2W) and a centered, single-leaf paneled entry door. A full-width porch runs along the façade and features a flat roof supported by square brick columns. The porch is screen-enclosed.
- 155) C 1218 National Street c.1930 English Cottage/Eclectic  
One-story cottage, featuring a steeply-pitched, cross-gable roof clad in asbestos shingles, and wood-shingled exterior siding. The façade (north) is three bays (W, W, D) with an off-centered, single-leaf glazed and paneled entry door. The first two bays of the front façade are a 9/6 DH and 8/8 HD wooden sash, respectively. A front-facing gable with vertical board siding is flush with the façade at its right end. An exterior brick chimney with two flues is between bays 2 and 3. A lower, front-gabled entry stoop features wood posts with a decorative curved lintel. A front-gabled extension projects on the south elevation.
- 156) C 1233 National Street c.1915  
Two-story, gable-on-hip roof apartment building with vinyl siding and an asphalt-shingled roof with wide overhanging eaves. A one-story, hipped sleeping porch with large multi-light metal casement windows and exposed rafter ends is located on the east elevation. The façade (south) is five bays (2W, D, D, D, 2W). The three doors are recessed within an inset porch featuring a hipped roof supported by modillions and round Doric columns. The porch projects slightly from the façade. A raised patio with wood decking and wood balustrade flanks either side of the porch and extends the full-width of the façade. The façade windows on the first floor are 6/1 DH wood sash. The second floor of the façade is 4 bays (W, W, W, 2W). The first two windows are 9/1 DH, and the last windows match those on the first floor. The central window bay on the second floor is 3(H)/1 flanked by narrow 1/1 DH wood sash. An exterior brick chimney is on the west elevation. This elevation also reveals 6/6 DH wood sash in the raised basement. Side elevation windows are 9/1 DH wood sash. (Photograph 58)

**Parkside Drive**

- 157a) C 1447 Parkside Drive 1951 Ranch House  
One-story, asbestos-sided ranch house on a continuous brick foundation. The low-pitched hipped roof is asphalt-shingled and features wide overhanging eaves. A hipped bay projects slightly from the façade (southwest) creating an ell-shape within which a raised brick patio with wood railing is situated. The façade is 4 bays (2W, W, D, 2W). The single window is a 1/1 DH wood sash. The paired windows appear to be single-light sliding windows. The single-leaf entry door is molded and a textured glass sidelight flanks the left side. An open gabled breezeway in the rear connects the main house to an enclosed garage.

South Drummond Street Neighborhood Historic District  
Name of Property

Warren, Mississippi  
County and State

- 157b) C Garage c.1950  
One-story, rectangular, hipped garage with asbestos siding that has been enclosed with a sliding glass door. A flat metal carport extends from its façade.
- 158) C 1448 Parkside Drive c.1960 Ranch House/Colonial Revival  
One-story brick veneer ranch house with a medium-pitched, side-gabled roof clad in asphalt shingles. The front façade (north) is six bays (W, W, D, W, W, W) with 8/8 DH windows above a wood paneled apron, and flanked on either side by three-leaf wooden paneled shutters that extend from cornice to the porch floor. The full-width front porch is recessed under the principal gable and runs and features simple wood columns. Vertical board siding is in the gable ends. (Photograph 59)
- 159) C 1449 Parkside Drive c.1950 Colonial Revival  
Two-story residence with a brick veneer and a low-pitched, asphalt-shingled side-gabled roof with slightly overhanging eaves. Gable ends feature raking eaves and partial returns. The façade (south) features a dentiled cornice. An exterior brick chimney is located on the east elevation. Windows are 6/6 DH wood sash. A one-story, three-sided bay window projects on the west elevation. The symmetrical façade is three bays (2W, D, 2W) on the first floor and three bays on the second (2W, W, 2W). The single-leaf, paneled entry door features sidelights and fanlight. Above the entry is a curved hood. An entry stoop features a metal rail and flanking steps. On the east elevation of the house is a recessed, one-story gabled hyphen that connects to a front-gabled wing. Both are brick-veneered. The easternmost wing also features a multi-light picture window with a fanlight above. There appears to be an attached two-car garage in the rear. (Photograph 60)
- 160) C 1450 Parkside Drive c.1950 Ranch House  
One-story ranch house with a low-pitched hip roof is clad in asphalt shingles. The roof has widely overhanging eaves with a boxed cornice. A single-car garage is located at basement level on the left end of the façade. There is a front projecting hipped massing on the façade. The house is clad in asbestos shingles, and the basement/garage level is a brick veneer. The front façade (north) is five bays (W, W, D, W, W); with the two windows on the hipped projection and the rightmost window being multi-pane casements, and the central window as a picture window flanked by two, five-light casement windows. The front porch, featuring a glazed door, is recessed beneath the projecting hip and supported by a square wood post. An interior brick chimney is located on the house's west end.
- 161) C 1452 Parkside Drive c.1950 Minimal Traditional  
One-story, side-gabled extended Minimal Traditional house clad in asbestos shingles. The house rests on a continuous brick foundation. A front-gabled ell projects on the façade. The façade (northeast) is three bays (W, D, W). The first bay (left) is a large, multi-light picture window. The window on the right is a 6/6 DH wood sash matching others on the house. The single-leaf entry door is paneled. A shed roof porch is inset in the front ell and features square wood columns and wood post balustrade. Decorative

South Drummond Street Neighborhood Historic District

Warren, Mississippi

Name of Property

County and State

wood work is found at the corners of the porch. An inset corner porch is located on the rear and is screened. A lower, gabled wing projects from the rear.

- 162) C 1454 Parkside Drive c.1945 Minimal Traditional  
One-story brick veneered house with a cross-gable, asphalt-shingled roof. The front façade (east) features a central projecting front-gabled extension, with a recessed entry stoop located on its left side and featuring a decorative metal post. The façade is three bays (3W, D, 2W, W). The first bay is two, 2H/2H DH wood sash windows flanking a single-pane picture window. Principal windows are 2H/2H DH wood sash.
- 163) C 1455 Parkside Drive c.1965 Ranch House/Colonial Revival  
One-story brick veneered ranch house, with a side-gabled roof clad in asphalt shingles. A front-gabled projection extends from the façade (west), and a shed-roofed porch with decorative metal posts is inset in the front ell. A side-gabled wing is located on the south elevation, with an exterior brick chimney between the two massings. The front façade is five bays (W, W, D, W, W) with 8/12 and 8/8 DH wood sash windows and a six-leaf paneled door. Vinyl siding is applied to gable ends and eaves have boxed cornices.
- 164) C 1456 Parkside Drive c.1955 Ranch House  
One-story ranch house clad in asbestos shingles and ashlar veneer. The house features a general L-shape with a low-pitched, side gabled roof and a wide, front-gabled projecting wing on the façade. The roof is asphalt-shingled. Board-and-batten siding is located in the front gable end. Windows are 2(H)/2(H) DH wood sash. An entry porch is recessed within the corner of the projecting front wing and features a decorative metal post. The single-leaf entry door is located on the rear wall of the porch. The façade faces northeast. A lower, side-gabled garage projects from the west elevation.
- 165) C 1457 Parkside Drive c.1965 Ranch House  
One-story, brick-veneer residence with a low-pitched hipped roof covered in asphalt shingles. The house is U-shaped with two rear projecting wings that create a courtyard in the rear. The roof features wide overhanging eaves. The façade (southwest elevation) is three bays (W, D, W). The three bays are situated on a slightly projecting massing. A two-leaf, glazed and paneled entry door is slightly recessed within the projection. The door glazing features multi-light leaded, diamond-shaped panes. Windows are large, multi-light picture windows. The corners of the façade feature brick quoins. Side elevation windows are 6/6 DH wood sash and multi-light picture windows.
- 166) C 1458 Parkside Drive c.1950 Ranch House  
One-story side-gabled ranch house with a side-gabled second-story on the west elevation. A centrally-located front gable projects slightly from the façade (north), with a smaller gable covering the principal entry stoop. The seven-bay façade (W, W, 3W, D, D, 2W) features 6/6 DH wood sash windows, a wood paneled entry door, and a glazed and paneled secondary door. The house is clad in vinyl siding and brick veneer. A flat-roofed, open two-car carport is attached to the right side of the façade and features square wood posts.

South Drummond Street Neighborhood Historic District  
Name of Property

Warren, Mississippi  
County and State

- 167) C 1459 Parkside Drive c.1955 Ranch House/Colonial Revival  
One-story, ranch house with a low-pitched, asphalt-shingled hipped roof featuring a side hipped projecting wing, and a lower, single-bay projecting bay with hipped roof on the façade (west). The façade is covered in a brick veneer, and the side elevations clad with board-and-batten siding. The façade corners feature brick quoins. The façade, including projecting wings, is 7 bays (W, W, W, W, D, W, W) with a two-leaf recessed entry featuring decorative raised molding. Windows on the façade are 4/4 DH wood sash with raised panel apron below. The hipped projecting wing on the west elevation is a garage.
- 168) C 1461 Parkside Drive c.1945 Three-Bay Cottage/Colonial Revival  
One-and-one-half-story vinyl-sided, house with a high-pitched asphalt-shingled side-gabled roof. The central block is flanked by lower recessed flat-roofed wings on the side elevations featuring a wood post balustrade on each roof. There are two gabled dormers with windows covered by black screens. The façade (north) of the central block is three bays (W, D, W) with 6/6 DH wood sash windows. The centered entry door is single-leaf with sidelights and transom. A flat roof extends above the entry door and is supported by decorative metal posts. The façade features a dentiled cornice. The wing on the west elevation has ribbon windows on its west side. There is a shed roof addition projecting from the east wing.

#### **Parkway Drive**

- 169) NC 1400 Parkway Drive c.1955 Ranch House  
Two-story cross-gabled house, clad in vinyl siding with an asphalt-shingled roof. The façade (south) features a one-story side-gabled portion on its left side, with a recessed corner porch and two modern 6/6 vinyl windows flanking a single-leaf glazed door. The central portion of the house is a two-story, front-gabled section, with a dramatically-sloping front-gabled addition to its right containing a two-car garage.
- 170) C 1402 Parkway Drive c.1955 Ranch House  
One-story, stuccoed ranch house with a low-pitched asbestos-shingled hipped roof. The house is rectangular in shape with a continuous brick foundation. A two-bay hipped wing projects from the façade. The roof features wide overhanging eaves. There is an exterior stuccoed chimney on the façade (north). The façade, including projecting wing, is five bays (W, W, D, W, W). Windows on the projecting bay are two-leaf, multi-light wood casements. The two windows on the right are large, multi-light wood picture windows. A small porch is recessed in the projecting wing and features a round wood column. The single-leaf entry door is accessed from the porch. Side elevation windows appear to be multi-light, two-leaf wood casements. An original hipped carport with square stucco columns is attached on the west elevation.
- 171) C 1403 Parkway Drive c.1950 Ranch House  
One-story brick veneer house with an asphalt-covered hip roof with cross gables. The front façade (west) features a projecting front gable and a pedimented stoop, supported

South Drummond Street Neighborhood Historic District

Warren, Mississippi

Name of Property

County and State

with decorative iron posts. An interior brick chimney is located to the right side of the façade. The windows are aluminum sash, with two multi-pane picture windows with flanking casement windows surrounding the single-leaf glazed wooden door. A garage with flat roof is attached to the north elevation via a connecting hyphen.

- 172) C 1404 Parkway Drive c.1950 Minimal Traditional\Colonial Revival  
One-and-one-half-story, asbestos-shingled Minimal Traditional residence with a rectangular shape. The house rests on a continuous brick foundation. The asphalt-shingled roof is high-pitched with DH wood sash windows in the upper story of the gable ends. An interior brick chimney is situated in the front roof slope. The house extends to the west to accommodate a single-car garage that faces front. A single-bay gabled wing projects in the rear. The façade (north) is three bays (W, D, 2W) (not including the garage bay). Windows on the façade are 1/1 DH vinyl sash with applied muntin-and-rail grids giving the appearance of 6/6. The single-leaf entry door is paneled with a fanlight. A gabled hood stoop features decorative metal posts. Side elevation windows are 6/6 DH wood sash.
- 173) C 1406 Parkway Drive c.1955  
Two-story, brick veneered and asbestos-shingled residence with a low-pitched, asphalt-shingled, side-gabled roof. An exterior brick chimney is located on the west elevation. Primary windows are 2(H)/2(H) DH wood sash. The first floor of the façade (south) features a single-leaf, glazed and paneled entry door with fluted pilasters and molded architrave. A set of paired windows is also on the first floor. The second floor is four bays (W, W, W, D) with a single-leaf glazed door that opens onto a second floor balcony with wood post balustrade. A one-story, vinyl-sided, front-gabled garage projects from the west end of the façade. There is a flat-roofed, one-story addition in the rear with a wood balustrade surrounding a sundeck on the roof.
- 174a) C 1407 Parkway Drive c.1950 Minimal Traditional  
One-story, asbestos-shingled house with a moderately-pitched, side-gabled roof and continuous brick foundation. The roof is asphalt-shingled. A lower, side-gabled extension is on the east elevation, is partial-width, and flush with the façade. A low bay extension with gabled roof projects from the rear (original). The façade (south) is four bays (W, D, 2W, W) with 6/6 DH wood sash windows. The off-centered, single-leaf entry door is glazed and paneled. A front-gable is flush with the façade on the west. There is an exterior brick chimney on the façade between the first two bays. A single-bay, front-gabled entry stoop projects from the façade and features decorative metal posts. Four, single-light skylights are on the front roof slope.
- 174b) C Garage c.1950  
Front-gabled, wood-frame garage with a drop-sided utility room.
- 175) C 1408 Parkway Drive c.1950 Ranch House  
One-story, vinyl-sided residence, with an asphalt-covered side-gabled roof with slightly overhanging eaves. The front façade (east) is three bays (W, 3W, W), and the single-leaf

South Drummond Street Neighborhood Historic District

Warren, Mississippi

Name of Property

County and State

glazed door is located perpendicular to the façade in a recessed front porch that has been glassed in. An exterior brick chimney with a stepped cap is located on the north elevation. All windows are modern 1/1 DH sash, with applied vinyl muntin-and-rail grid to resemble 6/6 or 9/9 lights. A side gabled carport is attached to the south elevation.

- 176) C 1410 Parkway Drive c.1950 Ranch House  
One-story ranch house clad in asbestos shingle siding. The residence features a low-pitched, asphalt-shingled roof with wide overhanging eaves. The entry door and stoop is recessed on the façade (north) and an exterior stucco chimney is adjacent to the door. The entry door is single-leaf and paneled with interior fanlight. The façade is four bays (3W, D 2W, 2W) with modern 1/1 DH windows featuring applied 6/6 vinyl muntin-and-rail grids. A low-pitched shed roof dormer is on the front roof slope. A side-gabled two-car garage projects on the west elevation.

**Polk Street**

- 177) C 1100 Polk Street c.1920 Bungalow  
One-story, front-gabled bungalow clad in drop-siding and asbestos shingles. The house is rectangular in shape with an asphalt-shingled front-gabled roof. The front gable end features decorative brackets. Windows are 6/1 and 6/6 DH wood sash. The façade (north) is three bays (W, W, 2W). Historically, the house featured a full-width front porch. The right half of the porch is presently enclosed with windows and wall. The now partial-width porch is inset on the northeast corner of the façade and features decorative metal posts. The single-leaf entry door is accessed from the west wall of the porch.
- 178) NC 1101 Polk Street c.1940 Craftsman Bungalow  
One-story, board-and-batten bungalow with an asphalt-shingled front gable roof featuring wide overhanging eaves. Windows are 6/6 DH wood sash. The house is rectangular in shape with a continuous brick foundation. An exterior stuccoed chimney is on the west elevation. The façade (south) is three bays (W, D, 2W). The modern entry door is single-leaf with a fanlight. A partial-width, front-gabled porch is inset on the southwest corner of the façade and projects slightly from the facade. The porch features round wood columns on brick piers. The house features a later rear expansion that includes a two-car garage facing west. The garage connects to a side-gabled wing on the north. The application of insensitive modern siding, porch modifications, modern entry door, and large-scale additions along the rear do not contribute to the historic character and integrity along Polk Street.
- 179) C 1103 Polk Street c.1955 Ranch House  
One-story brick veneer ranch house with a low-pitched, asphalt-shingled hipped roof with wide overhanging eaves. The façade (south) is three bays (2W, D, 2W). The single-leaf entry door is modern and glazed with a fanlight. Flanking the right side of the door is a glass jalousie side light. The dwelling features 2(H)/2(H) DH wood sash windows with brick sills. A hipped extension projects from the façade and features a recessed entry porch with decorative metal posts and railing.

South Drummond Street Neighborhood Historic District  
Name of Property

Warren, Mississippi  
County and State

- 180) C 1104 Polk Street c.1935 Craftsman Bungalow  
One-story, weatherboard bungalow with an asphalt-shingled, side-gabled roof. A full-width hipped wing is along the rear. The roof features overhanging eaves. A partial-width front-gabled porch has round Doric columns on brick piers. Windows are 4(V)/1 DH wood sash. The façade (north) is 4 bays (2W, W, D, W) with an off-centered single-leaf entry door. An interior brick chimney straddles the roof ridge. The foundation is continuous brick. Attached to the rear of the house is a gabled, vinyl-sided enclosed garage.
- 181a) NC 1108 Polk Street c.1935 Bungalow  
One-story, brick veneered bungalow with an asphalt-shingled, front-gabled roof with slightly overhanging eaves. Windows are 4(V)/1 DH wood sash. The façade (north) is three bays (2W, D, 2W). The two bays on the right are within a front-gabled partial-width porch. The porch is enclosed with brick walls, a door, and paired sliding glass windows (non-historic). The single-leaf entry door is a metal and glass storm door that leads into the enclosed porch. The brick veneer is not historic, and the porch enclosure has significantly altered the original appearance and character of this residence.
- 181b) C Garage c.1940  
This is a front-gabled garage clad in asbestos shingles.
- 182a) C 1110 Polk Street c.1915 Bungalow  
One-story, hipped bungalow with vinyl siding, a continuous brick foundation, and a shed dormer. The roof is asphalt-shingled. Windows are 1/1 DH sash that appear to be modern. Metal storm windows are applied to the exterior. The façade (north) is three bays (D, D, W). The first door on the left is likely a modern installation replacing a window. The single-leaf entry doors are paneled. A partial-width porch with flat roof is centered on the façade and features decorative metal posts and a metal railing. A shed roof enclosed porch is located at the southwest corner of the rear.
- 182b) C Utility Shed c.1950  
Gabled shed with a corrugated metal roof.
- 183a) C 1111 Polk Street c.1935 Craftsman Bungalow  
One-story, front-gabled bungalow with Craftsman-style influences. The house is clad in vinyl siding and features an asphalt-shingled, front-gabled roof with exposed rafter ends. An exterior chimney on the east elevation is covered in vinyl siding and the top has been removed. The house is rectangular in shape with a stuccoed foundation. Windows are 4(V)/1 DH wood sash. The façade (south) is 3 bays (2W, D, 2W) with an off-centered, single-leaf glazed door. A full-width entry porch is recessed under the principal roof on the façade. The porch features square, tapered wood posts on stuccoed piers, a wood post balustrade, and stuccoed steps. An enclosed corner porch is recessed at the northeast corner of the rear.

South Drummond Street Neighborhood Historic District

Warren, Mississippi  
County and State

Name of Property

- 183b) C Garage c.1935  
Garage with an asphalt shingle, front-gabled roof with exposed rafter ends. The garage is clad in drop siding.
- 184a) C 1112 Polk Street c.1930 Craftsman Bungalow  
One-story hipped roof bungalow with an asphalt-shingled roof and asbestos shingle siding. The house is rectangular in shape with a continuous brick foundation. The roof is low-pitched with exposed rafter ends. An exterior brick chimney is centered on a front-gabled projecting wing on the façade (north). A side-gabled porch is inset in the front ell and features brick columns and balustrade wall. The porch is screen-enclosed. Primary windows are 4(V)/1 DH wood sash. The façade is three bays (W, W, DW). The two left bays are on the projecting wing and consists of paired 6-light wood casement windows. The single-leaf entry door is recessed within the corner porch and is glazed.
- 184b) C Shed c.1930  
Front-gabled shed with weatherboard siding and a single-leaf paneled entry door.
- 185) C 1114 Polk Street c.1930 Craftsman Bungalow  
One-story, rectangular-shaped hipped roof bungalow with modest Craftsman-style elements. The asphalt-shingled roof features exposed rafter ends. A gabled wood-louvered vent dormer is centered on the front roof slope. The exterior is clad in weatherboard siding. The symmetrical façade is three bays (2W, D, 2W) with a single-leaf modern entry door. Windows are 4(V)/1 DH wood sash with exterior metal storm windows. A nearly full-width entry porch is recessed beneath the principal roof on the façade. The porch features square brick columns and piers, and a brick balustrade wall.
- 186) C 1115 Polk Street c.1950 Bungalow  
One-story, front-gabled bungalow clad in asbestos shingles. The roof is asphalt-shingled with nearly flush eaves. The front gable end features board-and-batten siding with rounded ends, paired, three-light wood casement windows. An asbestos-sided single car garage addition is on the west elevation. A brick chimney is located on the west roof slope and was likely an exterior chimney prior to the garage addition. The façade (south) is three bays (D, 3W, W). The single-leaf modern entry door is paneled. The left window bay features a large single-pane fixed picture window flanked by 1/1/1 triple-hung wood sash. The right window is a multi-light picture window. Side elevation windows are 6/6 DH wood sash.
- 187a) C 1120 Polk Street c.1930 Bungalow  
One-story, gable-on-hip roof bungalow clad in vinyl siding. The house is L-shaped with a continuous brick foundation. The roof is asphalt-shingled with overhanging boxed eaves. Windows are 4(V)/1 DH wood sash. The façade (north) is three bays (W, D, 2W). The first two bays (left) are concealed within a front-gabled projecting porch that is enclosed with windows and walls. An exterior brick chimney is on the east elevation. An enclosed porch is recessed beneath the principal roof on the southeast corner of the rear.



South Drummond Street Neighborhood Historic District

Warren, Mississippi  
County and State

- 187b) C Garage c.1930  
Front-gabled garage and utility shed, clad in board-and-batten siding.
- 188) C 1121 Polk Street c.1950 Ranch House / Spanish Colonial  
One-story stuccoed ranch house with a low-pitched clay-tiled roof. The house is L-shaped with a cross-gabled wing along the west elevation that projects from the front (south) and rear. A raised brick patio is inset in the front ell and features an aluminum awning supported by square wood posts. The façade is 4 bays (W, 2W, D, 3W). The latter set of windows (right) appear to be a sunroom or enclosed porch with single-pane windows on all sides separated by square wood posts. Primary windows are 2(H)/2(H) DH wood sash. The entry door is single-leaf. A projecting side-gabled bay extends on the east and features a lower roof and stuccoed exterior.
- 189a) C 1124 Polk Street c.1930 Craftsman Bungalow  
One-story, weatherboard-sided bungalow with an asphalt-shingled hipped roof featuring exposed rafter ends. A gabled dormer with brackets is centered on the front roof slope. A side-gabled massing is on the façade (north) and features brackets in the gable ends. Primary windows are 4(V)/1 DH wood sash. The façade is three bays (W, D, 2W). The single-leaf entry door is a modern door with interior fanlight. The left bay is 6/1 DH wood sash. A partial-width, front-gabled porch is off-centered on the façade. The gable end of the porch features brackets and a plain frieze. The roof is supported by square brick columns. The porch has a brick balustrade wall. The house rests on a continuous brick foundation. An exterior brick chimney is on the east elevation and pierces the roof eave.
- 189b) C Garage  
Front-gabled garage, clad in board-and-batten siding.
- 190a) C 1128 Polk Street c.1930 Craftsman Bungalow  
One-story, stuccoed bungalow with an asphalt-shingled front-gabled roof. The house is rectangular in shape. The roof features wide overhanging eaves, raking eaves, and partial returns. Primary windows are 4(V)/1 DH wood sash. The façade (north) is three bays (2W, D, 2W) with a single-leaf glazed entry door. An off-centered, front-gabled porch projects from the façade and features square tapered wood posts on stuccoed piers and balustrade wall. An original, side-gabled carport projects on the east elevation and features tapered square wood posts on stuccoed piers. An exterior stuccoed chimney is on the east elevation within the carport.
- 190b) C Garage c.1930  
Front-gabled garage with weatherboard siding. The garage bay door is two-leaf with diagonal boards.
- 191a) C 1130 Polk Street c.1930 Craftsman Bungalow  
One-and-one-half-story, side-gabled bungalow with a stuccoed exterior. The asphalt-shingled roof is high-pitched with wide overhanging eaves and gable brackets. A window

South Drummond Street Neighborhood Historic District

Warren, Mississippi

Name of Property

County and State

is located in the upper story of the gable ends. An off-centered gabled dormer is on the front roof slope. The stuccoed dormer features half-timbering, and three, 4V/1 DH wood sash. The central window is wider than the others. The façade (north) is three bays (2W, D, 2W) with a single-leaf glazed entry door flanked by sidelights on either side. Primary windows are 4V/1 DH wood sash. A front-gabled porch is off-centered on the façade and features stucco and half-timbering in the gable end, a plain wood frieze, and square wood posts on stuccoed piers. An historic side-gabled carport extends from the east elevation and features round metal posts. (Photograph 61)

- 191b) C Garage c.1930  
This is a front-gabled garage, covered in stucco. The garage bay door is modern.
- 192) C 1132 Polk Street c.1905 Free Classical Queen Anne  
One-and-one-half-story bayed cottage with a post-1948 brick veneer. The upper half-story also is a post-1948 addition. The house is rectangular in shape with various lower-gabled projecting window bays with chamfered corners. Primary windows are 1/1 DH sash. The roof is asphalt-shingled with raking eaves and partial returns in the gable ends of the projecting bays. It appears that the original roof may have been hipped. The upper half-story addition is cross gabled and features board-and-batten siding and smaller 1/1 DH wood sash windows in the gable ends. The façade faces east and is four bays (W, W, WDW, WWW). The single-leaf entry door appears to be a modern replacement and features three lights in a diagonal pattern and a multi-light transom. A wrap-around entry porch is rounded at the northeast corner. The porch features a flat roof with dentiled frieze supported by modern decorative metal posts with brackets. The porch has a metal railing. A flat-roof, two-car garage addition is located in the rear of the house.
- 193) C 1210 Polk Street c.1950 Ranch House  
One-story house, clad in asbestos shingles, with a side-gabled asphalt roof with widely overhanging eaves. The front façade (north) is five bays (W, W, D, W, W) with 6/6 DH wood sash and a three-part picture window located to the immediate right of the single-leaf glazed door. A front-gabled carport is located next to the west elevation.
- 194) C 1211 Polk Street c.1950 Ranch House  
One-story ranch house, with an asphalt-shingled side gable roof. The house is clad in asbestos shingles and brick veneer. The front façade (south) is four bays (2W, 3W, D, W) with a single-pane picture window flanked by DH wood sash. Windows are 2(H)/2(H) DH wood sash. The single-leaf entry door is glazed. An open, shed-roof carport is attached to the west elevation.
- 195) C 1212 Polk Street c.1950 Ranch House  
One-story, asbestos-sided Ranch House with a continuous brick foundation. The house features a low-pitched hipped roof with wide overhanging boxed eaves. A screen-enclosed hipped roof porch projects from the façade (north). The façade is four bays (2W, 3W, D, D). The left windows are paired, multi-light wood casements. The second bay

South Drummond Street Neighborhood Historic District

Warren, Mississippi  
County and State

Name of Property

(from left to right) is a single pane picture window flanked by 2(H)/2(H) DH wood sash. The single-leaf entry door features three rectangular lights spaced diagonally. The fourth bay is a two-leaf glazed French door that opens into the screened porch. On the east elevation is an enclosed single-car garage at basement level. Windows are primarily two-leaf, 4-light wood casements.

- 196) C 1217 Polk Street c.1920 Three-Bay Cottage  
One-story, weatherboard-sided cottage with a low-pitched side-gabled roof and a hipped wing in the rear. The roof is asphalt-shingled with exposed rafter ends. The façade (south) is three bays (D, D, D). The first two bays are French doors. The third door is recessed. A full-width porch with flat roof and small eave brackets projects from the façade and wraps around the east elevation. The porch roof is supported by fluted Doric columns. A porte-cochere with flat roof is supported by the same columns and is located on the west elevation.

**Prospect Street**

- 197) C 1205 Prospect Street c.1925 Craftsman Bungalow  
One-story, asbestos-shingled bungalow with a rectangular shape and a continuous brick foundation. The asphalt-shingled, front-gabled roof features exposed rafter ends. Windows are 3(V)/1 DH wood sash. The façade (South) is three bays (W, D, 2W) with a modern, off-centered single-leaf entry door with panels. A full-width hipped porch projects on the façade and features square wood posts on brick piers. The porch features a brick balustrade wall.
- 198a) C 1207 Prospect Street c.1925 Craftsman Bungalow  
One-story, asbestos-shingled bungalow, with an asphalt-covered, side-gabled roof with an interior brick chimney. A front-gabled projection projects from the façade (south) and features overhanging eaves, exposed rafter ends, and wood brackets. This projection holds a screened-in porch supported by square wooden columns resting on a low brick balustrade wall. The façade has three bays (2W, D, 2W), with 4(V)/1 DH wood sash windows. Wood brackets are also present on east and west elevation gables.
- 198b) C Garage c.1930  
This is a front, gabled frame garage with weatherboard siding and a corrugated metal roof.
- 199a) C 1209 Prospect Street c.1935 Craftsman Bungalow  
One-story, brick veneer bungalow with an asphalt-shingled front-gabled roof and rectangular shape. The gabled roof historically featured exposed rafter ends which are now boxed. A plain wood cornice surrounds the house. The front gable end features board and batten siding. The façade (south) is three bays (W, D, 2W) with an off-centered single-leaf glazed and paneled entry door. Windows are 4(V)/1 DH wood sash. A full-width entry porch features a hipped roof supported by faux vine metal posts on a low brick balustrade wall.

South Drummond Street Neighborhood Historic District  
Name of Property

Warren, Mississippi  
County and State

- 199b) C Shed c.1935  
One-story, front-gabled frame shed clad with board-and-batten siding. A flat-roofed open carport extends from the front and features a corrugated metal roof and square wood posts.
- 200a) C 1211 Prospect Street c.1935 Craftsman Bungalow  
One-story, front-gabled, vinyl-sided bungalow with a clipped gable roof covered in asbestos shingles. The foundation is brick pier with infill concrete blocks. An interior brick chimney straddles the roof ridge. The façade (south) is three bays (W, D, DW) with two off-centered single-leaf glazed entry doors. Windows are 4(V)/1 DH wood sash. A full-width entry porch with hipped roof is supported by decorative metal posts with brackets. The porch features brick piers and a low brick balustrade wall.
- 200b) C Garage c.1935  
Front-gabled frame garage clad in vinyl siding.
- 201) C 1214 Prospect Street c.1930 Craftsman Bungalow  
One-story, front-gabled Craftsman Bungalow with a vinyl-sided exterior. The asphalt-shingled roof features overhanging boxed eaves. The façade (north elevation) is four bays (W, W, D, W). The first bay (from left to right) is a modern three-sided bay window projecting slightly from the façade. The single-leaf entry door is a modern replacement. Windows are 6/6 DH sash. Some are original wood sash, others appear to be modern vinyl sash. A partial-width entry porch with flat roof extends from the façade and features tapered square wood posts and narrow square wood posts on brick piers. A brick balustrade wall with wood balustrade above surrounds the porch.
- 202) C 1216 Prospect Street c.1930 Bungalow  
One-story, front-gabled bungalow with a low-pitched, asphalt-shingled roof with boxed eaves. The house is clad in weatherboard siding. A full-width gabled wing projects in the rear. A low-pitched side-gabled carport on the east elevation features square wood columns on brick piers. Primary windows are 2(H)/2(H) DH wood sash. A partial-width, off-centered porch projects on the façade (north) and features a front-gabled roof with exposed rafter ends. The porch is enclosed with beadboard siding and modern 1/1 DH vinyl sash windows with applied muntin-and-rail grids giving the appearance of 6/6. The corners of the enclosed porch are square columns on brick piers.
- 203a) C 1220 Prospect Street c.1930 Craftsman Bungalow  
One-story bungalow with a clipped gable roof. The house is clad in vinyl siding and rests on a continuous brick foundation. The asphalt-shingled roof features exposed rafter ends. An exterior brick chimney is on the northwest elevation. A full-width side-gabled massing occupies the façade. Inset within this massing at the northeast corner of the façade is partial-width entry porch with round Doric columns. The entry door to the house is single-leaf and paneled and accessed from the west side of the porch. The façade contains a set of three windows. Windows are 4(V)/1 DH wood sash.

South Drummond Street Neighborhood Historic District  
Name of Property

Warren, Mississippi  
County and State

- 203b) NC Garage c.1930  
Front-gabled, frame garage that has been enclosed with plywood and a board door.
- 204) C 1224 Prospect Street c.1930 Bungalow  
One-story, front-gabled bungalow with a vinyl-sided exterior. The house is rectangular in shape with a continuous brick foundation. Windows are 6/6 DH sash with metal and glass storm windows applied to the exterior. The asphalt-shingled roof is low-pitched with exposed rafter ends. An interior brick chimney straddles the roof ridge. The façade (north) is three bays (W, D, 2W) with an off-centered single-leaf entry door. There is a full-width entry porch on the façade. The porch features a front-gable roof with exposed rafter ends, and plain wood frieze. The roof is supported by chamfered wood posts.
- 205) C 1225 Prospect Street c.1930 Craftsman Bungalow  
One-story, vinyl-sided bungalow, with an asbestos-covered front gable roof with widely overhanging boxed eaves. There are two brick interior chimneys on the ridgeline. A front-gabled projecting bay and front-gabled porch extend from the façade (south). The porch roof is supported by tapered wood columns on brick piers, with a low brick wall. The façade is two bays (2W, D) with 4(V)/1 DH wooden sash windows, and a wood French door flanked by sidelights. The north elevation has a deck.
- 206) C 1301 Prospect Street c.1930 Craftsman Bungalow  
One-story bungalow clad in weatherboard siding, with an asphalt-covered front gable roof, wide overhanging eaves, and exposed rafter ends. The house rests on a brick pier foundation. A partial-width front-gabled porch projects from the façade (south) and is supported by tapered wood posts on brick piers. The façade is three bays (2W, D, W) with 4(V)/1 DH wood sash and a modern single-leaf glazed door.
- 207a) C 1304 Prospect Street c.1925 Craftsman Bungalow  
One-story, asbestos-sided bungalow, with an asphalt-covered front gable roof with widely overhanging eaves, exposed rafter ends, and wooden brackets. The full-width, screened front porch is covered with a hipped roof supported by wood posts on brick piers and a low brick wall. The façade (north) is four bays (W, W, D, W) with 4(V)/1 DH wood sash windows and a single-leaf glazed door. A metal handicap ramp is attached to the front façade.
- 207b) C Garage c.1925  
One-story, front-gabled frame garage. The exterior is drop siding.
- 208) NC 1305 Prospect Street c.1925 Bungalow  
One-story, weatherboard-sided bungalow with an asphalt-shingled, front-gabled roof. The roof is low-pitched with overhanging boxed eaves. A shed addition projects in the rear. The house is rectangular in shape with a foundation concealed behind corrugated metal sheets. Side elevation windows are 9/6 DH wood sash. The façade (south) features

South Drummond Street Neighborhood Historic District

Warren, Mississippi

Name of Property

County and State

a front-gabled porch that is partial-width and fully enclosed with brick veneer walls, modern windows, and single-leaf entry door.

- 209) C 1306 Prospect Street c.1920 Craftsman Bungalow  
One-story, front-gabled house clad in asbestos shingle siding. The house features a low-pitched asphalt-shingled roof with exposed rafter ends. A wood louvered vent is in the front gable end. Windows are 4(V)/2(V) DH wood sash. The façade (north) is four bays (W, W, D, W) with an off-centered, single-leaf glazed and paneled entry door. A full-width entry porch features a hipped roof with exposed rafter ends supported by tapered square wood posts on brick piers. A low brick balustrade wall surrounds the porch. The house is rectangular in shape with a continuous brick foundation. A screen-enclosed corner porch is recessed beneath the principal roof on the rear. (Photograph 62)
- 210) C 1308 Prospect Street c.1930 Craftsman Bungalow  
One-story, vinyl-sided bungalow, with an asphalt-covered, front-gabled roof with widely overhanging boxed eaves with gable end brackets. The full-width entry porch is recessed under the principal gable and supported by heavy square brick columns on the ends, and tapered, square wood posts on brick piers flanking the steps. The façade (north) is three bays (2W, D, W), with 4(V)/1 DH wood sash windows and a modern glazed door.
- 211a) C 1310 Prospect Street c.1930 Bungalow  
One-story, front-gabled bungalow with weatherboard siding, and an asphalt-shingled roof. The house rests on a brick pier foundation with infill concrete block. Windows are 6/6 DH wood ash. The façade (north) is three bays (2W, D, W) with a single-leaf paneled entry door. A front-gabled porch is inset at the northwest corner of the façade and projects slightly. The porch features replacement turned wood posts and balustrade. A rear corner porch is inset at the southeast corner of the house and also features turned wood post.
- 211b) C Garage c.1930  
One-story, front-gabled frame garage with weatherboard siding and a rectangular wood-louvered vent in the gable end. The garage bay has been enclosed with concrete block and a single-leaf entry door added to create a shed.
- 212) C 1312 Prospect Street c.1945 Minimal Traditional  
One-story, side-gabled house with a brick veneer. The low-pitched, side-gabled roof is covered in asphalt shingles and features slightly overhanging eaves. Gabled ends feature vertical vinyl siding. A full-width shed roof addition is in the rear. The façade (north) is three bays (W, D, W) with a single-leaf paneled entry door. Windows on the façade are 8/8 DH sash. There are no windows on the side elevations. A single-bay entry stoop is on the façade and features a front-gabled roof supported by round columns.
- 213) C 1313 Prospect Street c.1950 Ranch House  
One-story, brick veneered house, with an asphalt-shingled hip roof and a brick interior chimney. The façade (south) is three bays: a pair of 2(H)/2(H) wood sash windows, a

South Drummond Street Neighborhood Historic District

Warren, Mississippi

Name of Property

County and State

single-leaf glazed door, and a picture window flanked by two DH sash. A hipped bay projects from the left side of the façade, and a porch is recessed under the main roof to the right that extends to a porte-cochere on the right side. The porch is supported by square, brick columns with corbelled tops, and features a metal railing.

- 214) C 1317 Prospect Street c.1935 Craftsman Bungalow  
One-story, stuccoed bungalow, with an asphalt-covered, side-gabled roof and a stuccoed interior chimney on the ridgeline. The façade (south) is three bays (3W, D, 3W) with 4(V)/1 DH wood sash and a recessed single-leaf glazed door. A front-gabled porch projects from the center of the façade and is supported by round wood columns with decorative wooden supports.

### Realty Street

- 215) C 1105 Realty Street c.1960 Ranch House  
One-story brick veneer house with a low-pitched, asphalt-shingled hipped roof. An exterior brick chimney is situated on the façade (south). A front-gabled bay projects on the façade, within which an entry stoop is recessed at its east corner. The façade is 6 bays (garage, W, 3W, D, 3W, 2W). Windows are 6/6 and 9/6 DH wood sash. The single-leaf entry door is paneled with an inset round-arched light.

### Rose Lane

- 216) NC 3022 Rose Lane 2011 Playground  
Modern playground and park that shares the same parcel number as 3022 Rose Lane. The residence at that address was destroyed by fire in 2011. The parcel on which the playground is situated features a grassed area, scattering of trees, and a modern crushed gravel pit with a swing-set and slide.
- 217) C 3024 Rose Lane c.1944 Ranch House  
One-story house with a brick veneer and asbestos shingle siding. The house is rectangular in shape with a low-pitched, asphalt-shingled roof with wide overhanging eaves. The façade (east) is five bays (W, W, D, W, W) with a single-car garage at basement level beneath the last bay. Windows are 1(H)/1(H) DH wood sash. The first bay is a 1/1/1 triple-hung sash.
- 218) C 3029 Rose Lane c.1955 Ranch House  
One-story house with a brick veneer and asbestos-shingled exterior. The hipped roof is low-pitched, covered in asphalt shingles and features overhanging eaves and a plain wood cornice. A lower hipped bay projects on the façade (west). A sunroom occupies the left bay and features window walls. The single-leaf entry door is paneled. Primary windows are two-leaf, 4-light wood casements. The façade is 5 bays (3W, D, W, W, W) including the sunroom on the far left. The bay to the right of the door is a multi-paned picture wood. An interior brick chimney is on the rear roof slope. A hipped wing projects from the rear and includes an open carport with wood posts on a low brick wall.

South Drummond Street Neighborhood Historic District  
Name of Property

Warren, Mississippi  
County and State

- 219) C 3030 Rose Lane c.1950 Ranch House  
Split-level house, clad in brick and weatherboard siding, with a side-gabled roof covered in asphalt shingles. The structure is barely visible from public right-of-way. The façade (north) features 6/6 replacement DH windows.

### Second Street

- 220) C 3024 Second Street c.1935 Bungalow  
One-story, front-gabled bungalow clad in asbestos shingle siding. The house rests on a brick pier foundation with infill concrete block. A side-gabled, two-car open carport with utility room projects from the north elevation. The façade (east) is four bays (W, D, W, W). The first two bays are recessed and a screened porch is at the southeast corner. The single-leaf entry door is paneled. Windows on the façade are modern 6/6 DH vinyl sash. Primary windows are 1/1 DH wood sash.
- 221) C 3026 Second Street c.1935 Craftsman Bungalow  
One-story, front-gabled bungalow with weatherboard siding. Primary windows are 4(V)/1 DH wood sash. The low-pitched, asphalt-shingled roof features exposed rafter ends and gable end brackets. An interior brick chimney straddles the roof ridge. The rectangular house rests on brick piers with infill concrete block. The façade (east elevation) is three bays (W, D, 3W) with a single-leaf, glazed entry door. The façade historically featured a full-width recessed porch; however, the right half has been enclosed with weatherboard and three single pane fixed sashes. The remainder of the porch features paired, square wood posts on brick piers.
- 222) C 3028 Second Street c.1925 Craftsman Bungalow  
One-story, front-gabled bungalow with weatherboard siding and an asphalt-shingled roof featuring overhanging boxed eaves and gable end brackets. An interior brick chimney straddles the roof ridge. The house rests on a brick pier foundation with infill concrete block. The façade (east) is 2 bays (WDW, 4W). The entry door is single-leaf and glazed with narrow 3(V)/1 DH wood sash flanking either side. The residence historically featured a full-width entry porch. The right half has since been enclosed with windows and walls. The remaining porch is inset at the southeast corner of the façade and features paired square columns. The property has a steep downward slope revealing a raised basement with windows. A shed roof addition on the rear is supported by a metal post. A gabled addition in the rear is at ground level and accessed via steps leading down from the front of the yard.
- 223) C 3030 Second Street c.1935 Bungalow  
One-story, front-gabled bungalow, rectangular in shape with a concrete block foundation. The exterior is clad in asbestos shingles. The asphalt-shingled roof features overhanging eaves. A rectangular fixed light is in the front gable end. Windows are 3(V)/1 DH wood sash. The façade (east) is two bays (W, 2W) with an inset corner porch on the first bay. The paneled and glazed entry door is accessed from the north side of the porch. A front-



South Drummond Street Neighborhood Historic District

Warren, Mississippi

Name of Property

County and State

gabled hood with square wood posts projects from the façade. A paneled door on the south elevation is located at the basement level.

- 224) C 3102 Second Street c.1925 Bungalow  
One-story, side-gabled bungalow with a lower, hipped bay projecting on the façade (east). The exterior is clad in weatherboard siding. The asphalt-shingled roof is low-pitched with slightly overhanging eaves. An interior brick chimney straddles the roof ridge. Another is located in the rear roof slope. Windows are 6/1 DH wood sash. A front-gabled porch projects on the façade and features round wood posts on brick piers. The three bays (W, D, W) features a glazed and paneled entry door with transom above. A side-gabled bay projects on the north elevation and features multi-light fixed windows.
- 225) NC 3115 Second Street c.1995  
This is a side-gabled residence with a brick veneer and drop-sided exterior. The asphalt-shingled roof features slightly overhanging eaves. The right half of the house is two-story, the other is single. A full-width entry porch with shed roof is on the façade (west) and is supported by square wood posts. Windows are 6/6 and 4/4 DH sash. The façade is 4 bays (W, W, W, D) with a single-leaf paneled entry door.
- 226) C 3116 Second Street c.1925 Craftsman Bungalow  
One-story, front-gabled bungalow with clapboard siding. The asphalt-shingled roof is low-pitched with overhanging eaves with exposed rafter ends. An exterior brick chimney is on the south elevation. A front-gabled porch projects from the façade (east) and features brick columns. The porch is screened. The façade is three bays (D, W, 2W) with a single-leaf entry door. Windows are 4(V)/1 DH wood sash. The window adjacent to the door is 6(V)/1 DH wood sash. A side-gabled carport projects on the south elevation and features square brick columns.
- 227) C 3117 Second Street c.1925 Craftsman Bungalow  
One-story bungalow with a low-pitched, side-gabled roof featuring exposed rafter ends and gable end brackets. The house is asbestos-sided and rests on a continuous brick foundation. A front-gabled bay projects slightly from the façade (west). A screened porch is inset on the northwest corner of the façade and features square wood posts on brick piers. The façade is three bays (D, 2W, 3W). The two-leaf French door is accessed from the rear of the porch. Windows are 4(V)/1 DH wood sash.
- 228) C 3119 Second Street c.1925 Craftsman Bungalow  
One-story, vinyl-sided bungalow with a front-gabled, asphalt-shingled roof with overhanging eaves. A front-gabled bay projects slightly from the façade on the right. The façade (west) is three bays (2W, D, 2W) with a single-leaf glazed entry door. Windows are 1/1 DH sash. A flat-roofed, partial-width entry porch wraps around the north elevation. The porch features tapered brick columns and a brick balustrade wall.

South Drummond Street Neighborhood Historic District

Warren, Mississippi  
County and State

- 229) C 3120 Second Street c.1925 Bungalow  
One-story, vinyl-sided bungalow with an asphalt-shingled, gable-on-hip roof. The façade (east) is two bays (D, W) with a single-leaf paneled door with transom. Windows are 6/1 DH wood sash. A front-gabled entry porch is inset in the southwest corner of the façade and features square brick columns. A hipped bay projects on the south elevation. The house rests on a brick pier foundation with infill concrete block. A shed roof addition is along the rear, projecting slightly from the north elevation and features 2(H)/2(H) DH metal sash windows.
- 230) C 3121 Second Street c.1935 Bungalow  
One-story, front-gabled bungalow with asbestos shingle siding, a continuous brick foundation, and an asphalt-shingled roof. The house is rectangular in shape with a two-bay (D, 2W) façade (west). The single-leaf entry door is paneled with sidelights and transom. Windows are 6/6 DH wood sash. An entry stoop features a front-gabled roof supported by faux vine metal posts. The stoop features a metal railing.
- 231a) C 3124 Second Street c.1930 Bungalow  
One-story, stuccoed bungalow with a low-pitched, asphalt-shingled side-gabled roof with overhanging eaves. An interior stuccoed chimney is on the front roof slope, and another straddles the roof ridge. A full-width hipped wing is along the rear. Numerous small additions extend from the rear. A nearly full-width, front-gabled porch projects on the façade. The porch features square stuccoed columns and a stuccoed balustrade wall. The left portion of the porch is enclosed with window (6/6 DH wood sash) and wall. There are three entry doors leading from the porch. Two are original French doors, one of which has sidelights. The third entry door is a French door leading into the enclosed portion of the porch. Primary windows are 1/1 DH wood sash. There are three, single-light fixed sash.
- 231b) C Garage  
This is a wood-frame garage with a front-gabled roof and asbestos siding. Side elevation windows are 2(H)/2(H) DH metal sash.
- 232) C 3126 Second Street c.1930 Craftsman Bungalow  
One-story, asbestos-shingled bungalow featuring a low-pitched, front-gabled roof. The roof is asphalt-covered with exposed rafter ends. The house is rectangular in shape with a brick foundation. The façade (east) is 3 bays (W, D, 2W) with a single-leaf paneled entry door. Windows are 4(V)/1 DH wood sash. A front-gabled porch is inset in the southeast corner of the façade and features tapered, square wood posts on brick piers. A gabled bay projects on the south elevation.
- 233) C 3128 Second Street c.1930 Bungalow  
One-story bungalow with vinyl siding, a brick and concrete block foundation, and an asphalt-shingled roof. The roof is low-pitched, front-gabled with overhanging eaves and exposed rafter ends. The façade (east) is three bays (W, W, W) with a single-leaf glazed entry door. Primary windows are 4(V)/1 DH wood sash. The last bay on the façade is 8/8.

South Drummond Street Neighborhood Historic District

Warren, Mississippi  
County and State

Name of Property

The former full-width front porch is enclosed with vinyl siding and a window on the north end. The left half of the porch is inset beneath the principal roof and features a tapered, square wood post on brick pier.

- 234) C 3206 Second Street c.1940 Bungalow  
One-story, vinyl-sided bungalow with a moderately-pitched, asphalt-shingled front-gabled roof. The roof features overhanging boxed eaves. The house is rectangular in shape and rests on a continuous brick foundation. Primary windows are 3(V)/1 DH wood sash. The façade (east) is three bays (2W, D, 2W). The entry door is single-leaf and paneled. The right windows are replacement glass jalousies. A front-gabled porch is off-centered on the façade and is enclosed with vinyl-sided walls, the entry door and jalousie windows.
- 235) C 3208 Second Street c.1930 Craftsman Bungalow  
One-story, front-gabled bungalow with weatherboard siding, a continuous brick foundation, and an asphalt-shingled roof. The roof features overhanging eaves with fascia and gable brackets. The house is rectangular in shape. Primary windows are 2(V)/2(V). The façade (southeast) is three bays (2W, D, 2W) with a single-leaf, glazed entry door. A front-gabled entry porch is off-centered on the façade and features tapered, square wood posts on brick piers.
- 236) C 3210 Second Street c.1940 Craftsman Bungalow  
This is two-story bungalow initially constructed as a single-story, front-gabled bungalow. However, prior to 1948, a two-story, side-gabled addition was added to the front (southeast) section of the house. The house is clad in asbestos shingle siding. The roof is asphalt-shingled with overhanging eaves and exposed rafter ends. Windows are 4(V)/1 DH wood sash. Two, single-bay entry stoops on the north elevation feature gabled roofs supported by metal posts. The façade (southeast) features a single-story, off-centered front-gabled bay that is an enclosed porch. The first floor of the façade is three bays (W, W, 3W). The latter bay consists of a large, single-pane picture window flanked by smaller, single-pane fixed wood windows. The house rests on a continuous brick foundation.
- 237) C 3212 Second Street c.1925 Craftsman Bungalow  
One-story, asbestos-sided, front-gabled bungalow with a rectangular shape and a brick pier foundation. An interior brick chimney is located on the north roof slope. The low-pitched roof is covered in asphalt shingles and features boxed eaves. The façade (southeast) is three bays (W, D, W) with a modern single-leaf entry door. Windows are 3(V)/1 DH wood sash. A nearly full-width hipped entry porch projects on the façade and features round metal posts on square wood piers, square wood posts on brick piers, and a wood post balustrade.
- 238) C 3213 Second Street c.1915 Bungalow  
One-story, hipped roof bungalow with a rectangular shape. The house is clad in weatherboard siding and rests on a continuous brick foundation. The roof is low-pitched

South Drummond Street Neighborhood Historic District

Warren, Mississippi

Name of Property

County and State

with asphalt shingles and wide overhanging eaves. An interior brick chimney is located on the south roof slope. An exterior chimney is on the north elevation. The façade (northwest) is three bays (3W, D, 2W) with a single-leaf paneled entry door. Windows are 6/1 DH wood sash. The north elevation also features multi-light casements. A partial-width entry porch is recessed beneath the principal roof and features square wood columns and a square post balustrade.

- 239a) C 3215 Second Street c.1940 Three-Bay Cottage / Colonial Revival  
One-story, side-gabled cottage with a steeply-pitched, asbestos-shingled roof. The residence is clad in vinyl siding. A gabled ell wing projects in the rear creating an L-shape. The house rests on a continuous brick foundation. Two, segmental-arched dormers with 3/3 DH wood sash are situated in the front roof slope. A shed roof addition projects near the rear of the north elevation. The façade (northwest) is three bays (2W, D, 2W). The entry door is recessed, single-leaf and paneled. The recessed walls leading to the entry are paneled. Above the door is a flat, molded architrave. A lower hipped extension projects on the south elevation and is flush with the façade and features 2(H)/2(H) wood sash.
- 239b) C Apartment c.1940 Minimal Traditional  
One-story, side-gabled Minimal Traditional apartment located at the rear of the property and facing to the southwest. The apartment is clad in asbestos siding. The roof is asphalt-shingled.
- 240a) C 3216 Second Street c.1945 Ranch House  
One-story, brick veneer, compact Ranch House with a low-pitched, side-gabled roof covered with asphalt shingles. The house is rectangular in plan and includes a recessed, lower side-gabled wing projecting on the north elevation. An exterior brick chimney is on the north elevation. The façade (southeast), not including the projecting wing, is four bays (2W, 2W, D, 2W) with an off-centered single-leaf paneled door featuring a decorative metal screen. Windows are 6/6 DH wood sash. A single-bay entry stoop with front gable roof projects from the door and includes narrow square brick columns. A raised patio with metal railing is inset on the façade of the projecting wing. A secondary entry door with metal screen is on the façade of the wing.
- 240b) C Carport c.1945  
Open wood carport with corrugated metal roof and utility room clad in vertical board siding.
- 240c) C Shed c.1945  
Gabled frame utility shed with weatherboard siding.

South Drummond Street Neighborhood Historic District  
Name of Property

Warren, Mississippi  
County and State

**Short Cherry Street**

- 241) NC 2909 Short Cherry Street c.1940 Ranch House \ Colonial Revival  
One-story residence, with an asphalt-shingled, side-gabled roof and an interior ridge chimney with a stepped cap. The house is clad in vinyl siding. The symmetrical seven-bay façade (west) is composed of replacement 1/1 DH sash with applied 9/9 muntin-and-rail grids (vinyl). Façade windows feature a dentiled head. The central entry door is a modern replacement and framed by a broken pediment, a dentiled cornice, and fluted pilasters. The south elevation contains a glass sunroom with a flat roof, and the north elevation has an enclosed garage. The house sits on a brick foundation. Extensive alterations including siding, windows, and doors are not in kind with the historic materials of the original structure.
- 242) C 2911 Short Cherry Street c.1940 Minimal Traditional  
One-and-one-half-story, asbestos-shingled house with a moderately-pitched, asphalt-shingled, side-gabled roof. The side gable ends feature two 6/6 DH wood sash windows. A centered, front-gabled bay projects slightly from the façade (west). The façade is three bays (W, D, W). The centered entry door is single-leaf and paneled and features fluted pilasters on either side, and a decorative molded entablature resembling triglyphs. Windows on the façade appear to be modern 12/9 wood sash. A raised entry stoop with metal railing is centered on the façade. A recessed, lower side-gabled garage projects from the south elevation.
- 243) C 2912 Short Cherry Street c.1925 Craftsman Bungalow  
One-story stuccoed bungalow with a low-pitched side-gabled roof and a gabled ell wing projecting in the rear that has exposed rafter ends. A shed roof addition is situated in the rear ell. The roof is asphalt-shingled with boxed eaves. A lower, side-gabled bay projects on the north elevation. Windows are 4(V)/2 DH wood sash. The symmetrical façade is three bays (2W, D, 2W) with a single-leaf, round-arched entry that features an inset fanlight and wood panels. A single-bay porch with a domed roof supported by square, tapered wood posts on stuccoed piers projects on the façade. A stuccoed, raised patio and balustrade wall flank either side of the porch and extend nearly the full-width.
- 244) C 2914 Short Cherry Street c.1925 Craftsman Bungalow  
One-story, weatherboard-sided bungalow, with an asbestos-covered, side-gabled roof. Exposed rafter ends are covered with a metal gutter. The façade (east) is three bays (2W, D, W), with 4(V)/1 DH wood sash windows and a centered glazed and paneled entry door that is round-arched. The doorway is located under a dome-shaped projecting roof supported by tapered wood posts atop concrete and stucco rectangular piers. On the north elevation, a side-gabled projection features exposed rafter ends and a 4(V)/1 DH wood sash. A shed-roofed wing is attached to the rear elevation.
- 245) C 2916 Short Cherry Street c.1925 Craftsman Bungalow  
One-story, front-gabled bungalow with a weatherboard-sided exterior and a low-pitched, asphalt-shingled roof with boxed eaves. The front gable end features a 1/1 DH wood sash

South Drummond Street Neighborhood Historic District

Warren, Mississippi  
County and State

Name of Property

in the upper story. An exterior brick chimney is on the north elevation. A shed roof carport with round metal posts projects on the north elevation (non-historic). Windows are 4(V)/1 DH wood sash. The façade (east) is two bays (3WD, 3W) with the first bay occupying a front-gabled projection. It is likely that this projection was historically an entry porch. The single-leaf entry door is paneled. There are small shed roof projections on the south elevation.

- 246) C 2917 Short Cherry Street c.1950 Ranch House  
One-story, brick-veneer house with an asphalt-shingled, side-gabled roof. The façade (west) is four bays (W, W, D, W), with two, 6/6 DH wood sash windows, a glazed and paneled wood door, and a large multi-pane picture window with wood sash. A front-gabled projection is located on the second bay of the façade. On the right side of the projection, a recessed porch is supported by rectangular brick columns connected by metal railings. The south elevation has an exterior brick chimney, and a brick carport, with the original flat metal roof disguised by a gabled parapet. This structure connects to an older, one-story gabled outbuilding of wood siding.
- 247) C 2918 Short Cherry Street c.1930 Bungalow  
One-story, asbestos-sided bungalow, with a hipped ell wing projecting in the rear creating an L-Shape. The foundation is continuous brick. The roof is covered in asphalt shingles and features slightly overhanging boxed eaves. Windows are 4(V)/1 DH wood sash. A carport with round metal posts is inset at the northeast corner of the façade (east). The rear wall carport appears to be drop siding. The façade is three bays (2W, D, W, Carport) with a single-leaf glazed entry door. A single-bay entry stoop features a front-gabled roof supported by metal posts. A metal railing surrounds the stoop.
- 248) C 2919 Short Cherry Street c.1940 Minimal Traditional  
One-story, asbestos-shingled house with a moderately-pitched side-gabled roof. The roof is asphalt-shingled. A full-width shed extension is along the rear. Windows appear to be modern 1/1 DH sash with applied muntin-and-rail grids giving the appearance of 6/6. The façade (west) is two bays (2W, 2W) plus a recessed corner porch inset at the southwest corner. The corner porch features a front-gabled roof with wood-louvered vent, plain frieze and modern turned wood posts.
- 249) C 2920 Short Cherry Street c.1920 Craftsman Bungalow  
One-and-a-half story, weatherboard-sided residence, with an asphalt-shingled side gable roof. A gabled dormer is located on the left side of the front roof slope, with a 6/6 DH aluminum window and wood siding. The façade (east) is four bays (2W, D, 2W, 2W), with a one-story, shed-roofed porch supported by tapered wood posts on brick piers. The porch encloses a pair of 3(V)/1 DH wood sash windows and a glazed and paneled wooden door. A front-gabled projection is immediately adjacent to the porch, with two, 3(V)/1 DH windows, and two, smaller 3(V)/1 DH windows on the last bay. There is a shed roof and side-gabled projection on the north elevation, with a glazed door on the east side.

South Drummond Street Neighborhood Historic District

Warren, Mississippi  
County and State

Name of Property

- 250a) C 2921 Short Cherry Street c.1925 Bungalow  
One-story, front-gabled bungalow with asbestos-shingle siding. The house is rectangular in shape with a side-gabled wing projection the south elevation and is flush with the façade. The roof is low-pitched with asbestos shingles. The house rests on a continuous brick foundation. The façade (west elevation) is three bays (2W, D, W) and includes a front-gable bay projecting slightly. The modern single-leaf entry door is paneled. Windows are 8/8 DH wood sash. A front-gabled entry stoop features round wood columns. A wood deck is on the rear.
- 250b) C Garage c.1925  
One-story frame garage with a front-gabled, asphalt-shingled roof with exposed rafter ends. The garage is clad in vinyl siding.
- 251) C 2922 Short Cherry Street c.1920 Craftsman Bungalow  
One-story, asbestos-shingled bungalow, with a front-gabled asphalt roof with widely overhanging eaves and exposed rafter ends (some with jig-saw cutouts). An off-centered, front-gabled porch projects from the façade and features brackets and a decorative fascia board. The porch is supported by short wood posts atop tall brick piers. The façade (east) is two bays with a single-leaf paneled entry door. Primary windows are 4(V)/1 DH wood sash.
- 252) C 3000 Short Cherry Street c.1948 Ranch House  
One-story, brick veneer residence with a rectangular plan that features a unique, stuccoed rounded projection with flat roof centered on its façade (north). A porch surrounds the rounded projection and features a flat roof supported by round metal posts, a decorative metal rail, and a random course stone veneer foundation. The hipped roof of the house itself is low-pitched and covered in red asphalt shingles. Together, the red roof and the rounded projection are Mediterranean in style. Primary windows on the house are two-leaf, metal casements with transom.
- 253) C 3003 Short Cherry Street c.1940 Minimal Traditional \ Colonial Revival  
One-story house clad in asbestos shingle siding. The low-pitched, side-gabled roof is asphalt-shingled. Windows are 6/6 and 1(H)/1(H) DH wood sash. The house is rectangular in shape and rests on a brick foundation. A partial-width, lower side-gabled wing projects on the north elevation. This bay features a brick veneer and paired, 4-light casement windows. A nearly full-width lower side gabled wing projects on the south elevation. The façade of the principal massing is three bays (2W, D, 2W) with a centered single-leaf paneled entry door. A front-gabled entry stoop features decorative metal posts. A recessed rear porch is located on the northeast corner of the house and features metal posts and railing.
- 254a) C 3006 Short Cherry Street c.1950 Ranch House  
One-story, H-shaped residence with two, cross-gabled wings. The residence is brick veneer with an asphalt-shingled roof with boxed eaves. The front gable ends feature small segmental-arched 1/1 DH wood sash. A lower, front-gabled entry stoop projects on the

South Drummond Street Neighborhood Historic District

Warren, Mississippi  
County and State

Name of Property

façade (east) and features square wood columns on a brick foundation with concrete slab flooring. The façade is four bays (2W, 3W, D, 2W). The entry door is modern, single-leaf with a segmental arch. Individual windows are two-leaf, 4-light wood casements with two-light transom. A concrete retaining wall lines the concrete drive to the south.

- 254b) C Garage c.1950  
One-story front-gabled garage with a brick veneer.
- 255) C 3015 Short Cherry Street c.1940 Minimal Traditional \ Colonial Revival  
One-story, vinyl-sided house consisting of a rectangular 1 1/2-story block with a recessed, lower side-gabled wing on the north and south elevations. A third side-gabled addition projects from the rear corner of the south addition. Finally, a large, front-gabled garage addition on the north creates a general L-shape. Windows are modern 1/1 DH wood sash with applied vinyl muntin-and-rail grids giving the appearance of 8/8 and 6/6. The façade (west) of the central block is symmetrical three bays (W, D, W) with a single-leaf, paneled entry door featuring fluted pilasters and decorative molded entablature.
- 256) C 3019 Short Cherry Street c.1950 Ranch House  
One-story, brick veneer ranch house with a low-pitched, asphalt-shingled hipped roof featuring wide overhanging eaves. The residence is nearly square in shape. The façade (west) is three bays (9W, D, 3W). Windows are 1/1/1 triple-hung sash. The third bay consists of a single-pane picture window with flanking windows on either side. The entry door is single-leaf with a sidelight featuring a decorative metal screen. A single-car garage is located at basement level on the north end of the façade.
- 257) C 3022 Short Cherry Street c.1940 L-Front \ Colonial Revival  
One-and-one-half-story brick veneer L-front cottage with a steeply-pitched asphalt-shingled roof. The house is rectangular in shape with a front-gabled ell wing projecting on the façade (east). An interior stuccoed chimney straddles the roof ridge. Side gable ends feature 2(H)/2(H) DH sash windows in the upper story. The façade is four bays (W, D, W, W) with a single-leaf paneled entry door flanked by multi-light sidelights. Windows are 6/6 DH wood sash with brick sills.
- 258) C 3023 Short Cherry Street c.1950 Ranch House  
One-story ranch house with a low-pitched hip roof with widely overhanging eaves. The façade (west) is three bays (2W, D, 2W), with paired 2(H)/2(H) DH wood sash and a six-panel entry door. An integral carport is located at the right corner of the façade beneath the principal roof. A non-historic, flat-roofed carport is attached to its right side.
- 259) C 3025 Short Cherry Street c.1940 Minimal Traditional  
One-story, asbestos-sided residence with an asphalt-shingled, side-gabled roof. An exterior brick chimney is on the south elevation. A lower, side-gabled bay projects slightly from the north and south elevations. Windows are 3(V)/1 DH wood sash. The façade (west) is three bays (2W, D, 2W) with a single-leaf, glazed entry door. A front-



South Drummond Street Neighborhood Historic District

Warren, Mississippi

Name of Property

County and State

gabled entry stoop projecting on the façade features round columns and a turned post balustrade.

- 260) C 3027 Short Cherry Street c.1940 Minimal Traditional  
One-story, vinyl-sided residence resting on a continuous brick foundation. The house features a low-pitched, side-gabled roof covered in asphalt-shingles. A lower side-gabled bay projects on the north elevation. A screen-enclosed porch with shed roof extends from the rear of the projecting bay. The symmetrical façade (west) is three bays (2W, D, 2W) with a modern single-leaf, entry door with an inset glazed fanlight and an exterior metal screen door. Windows are 3(V)/1 DH wood sash. An entry stoop with brick foundation and metal railing projects from the entry door bay. A narrow, front-facing gable is centered on the façade.

**Wisteria Drive**

- 261) C 1318 Wisteria Drive c.1940 Ranch House  
One-story, brick veneer residence with a side-gabled, asphalt-shingled roof. A projecting, off-centered, front-gabled bay is located on the façade (east). The façade is five bays (3W, 3W, D, W, 2W), including a three-part casement window; a set of 6/6 flanked by 4/4 DH wood sash; a 4/4 DH wood sash; and two 6/6 DH wood sash. The entrance is recessed within an entry stoop accessed via an ogee-arched entryway. There is a one-story, side-gabled addition on the south elevation.
- 262) C 1400 Wisteria Drive c.1950 Minimal Traditional  
One-story, vinyl-sided residence with lower, side-gabled projections on the east and west elevations. A front-gabled bay and shed roof bay project from the façade (north). Between the projections is a recessed entry door. The front-gabled bay features a three-sided projecting bay window. The façade is three bays (2W, D, 3W) with a single-leaf paneled entry door. The asphalt-shingled roof is low-pitched. Windows are modern 6/6 and 4/4 DH hung sash. A wood deck above a carport is on the rear.
- 263) NC 1401 Wisteria Drive c.1940 Minimal Traditional  
One-story, side-gabled residence that has been heavily altered. The house is clad with vinyl siding and features a low-pitched, side-gabled roof covered in asphalt shingles. The original house has been expanded to the west, window fenestration altered, and a prominent side-gabled, garage with hardi-plank siding added to the west. The façade is 5 bays (W, W, W, D, W, W) with a single-leaf, paneled entry door with pointed entablature. A front-gabled bay projects slightly from the façade and features partial cornice returns. The entry door and window to its right occupy the projection. Windows are 8/8 DH aluminum sash.
- 264a) C 1403 Wisteria Drive c.1935 Minimal Traditional  
One-and-one-half-story, residence with vinyl siding and steeply-pitched asphalt-shingled roof. The house features a one-story projecting front-gabled bay on the façade (southwest) and the rear creating an L-shape. A side-gabled, 1 1/2-story projection

South Drummond Street Neighborhood Historic District

Warren, Mississippi

Name of Property

County and State

extends on the east elevation and is recessed from the façade. Side gabled ends feature 6/6 DH wood sash windows. Gable ends feature raking eaves and partial cornice returns. A flat-roofed porch is on the southeast corner and is enclosed with windows and walls, and a glazed door on its east elevation. The façade is 3 bays (2W, D, 3W), excluding the enclosed porch, and features a single-leaf glazed and paneled entry door. Windows are modern 1/1 DH vinyl sash replacements with applied muntin-and-rail grids giving the appearance of 6/6. A flat-roofed entry stoop features a plain frieze and square wood post.

- 264b) C Shed c.1935  
One-story, vinyl-sided frame shed with a front-gabled roof clad in asphalt shingles. Windows are 6/6 DH aluminum sash. A gabled entry hood is supported by brackets.
- 265) NC 1404 Wisteria Drive c.1950 Ranch House  
One-story, vinyl-sided house, with a corrugated side-gabled roof. A front-gabled bay is located on the left side of the façade (east). The façade is three bays (W, D, W) with a modern 1/1 DH sash on front-gabled bay and a multi-light wood sash to the right of the glazed door. The configuration of the house has been extensively altered. An inset porch under a shed roof is screen enclosed. To its left, what appears to be a garage has been enclosed with vinyl siding and a door that is currently covered with vinyl paneling.
- 266a) C 1405 Wisteria Drive c.1945 Minimal Traditional \ Colonial Revival  
One-and-one-half-story extended Minimal Traditional residence clad in asbestos shingle siding. The roof is high-pitched with asphalt shingles and 6/6 DH sash window in the gable ends. Partial-width, lower side-gabled extensions project from the east and west elevations and are flush with the façade. The east end extension was historically a porch which has since been enclosed with windows and walls. The house is rectangular in shape and rests on a continuous brick foundation. The façade (southwest) is 6 bays (2W, W, W, D, 3W, 3W). The windows on the far right are modern 1/1 vinyl with applied muntin-and-rail grids giving the appearance of 6/6. The remaining windows are 6/6 DH wood sash. The window bay to the right of the entry consists of an 8/8 flanked by 4/4 DH wood sash. The entry door is single-leaf, glazed and paneled and is centered on a small front-gabled projection that extends slightly from the facade. A shed hood above the entry door is supported by metal brackets.
- 266b) NC Garage c.1945  
One-story, frame garage covered in vinyl siding. The structure is front-gabled with a full-width lean-to on its left elevation. The garage bay door is modern.
- 267a) C 1406 Wisteria Drive c.1950 Ranch House \ Colonial Revival  
One-story, vinyl-sided house, with an asphalt-covered side gable roof. The front façade (northeast) is three bays (W, D, W) with two, multi-light wood sash windows, and a single-leaf paneled door. Immediately to the right on the façade is a recessed porch with a set of French doors, and an integral carport beneath the principal roof. The porch and carport feature square wood posts. The rear elevation features a projecting hipped extension. (Photograph 63)

South Drummond Street Neighborhood Historic District  
Name of Property

Warren, Mississippi  
County and State

- 267b) NC Garage c.1950  
One-story front-gabled garage, clad in vinyl siding. The garage bay door is modern.
- 268) C 1407 Wisteria Drive c.1945 Ranch House  
One-story, brick veneer ranch house with a low-pitched, asphalt-shingled hipped roof featuring wide overhanging boxed eaves. The house is rectangular in shape with small hipped roof projections on the façade (south) and east elevation. A screened porch is recessed beneath the roof of the hipped projection on the façade. Another porch on the façade is inset at the left corner beneath the roof eaves and features a decorative metal post and railing. The single-leaf entry door is on the east wall of this. The façade is (W, 3W, D, W, W, W). Bays three and four are recessed within the screened porch. This entry door is single-leaf and glazed. The window on its right is a large, multi-paned picture window. Left of the entry door is a single-pane picture window flanked by casements. The primary windows on the house are two-leaf, 4-light wood casements with two-light transoms.
- 269) C 1408 Wisteria Drive c.1945 Minimal Traditional / Colonial Revival  
One-story, brick veneer residence with a rectangular shape and a low-pitched, side-gabled roof covered in asphalt-shingles. The house extends to the west with a lower side-gabled wing that is slightly recessed from the façade (north). Small, lower-gabled extensions project on the east and west elevations near the rear of the house. A dentiled cornice surrounds the house. Gable ends are clad in board-and-batten siding. Windows are 6/6 DH wood sash. The façade, including the west projection, is 4 bays (2W, 2W, D, 2W) with an off-centered modern paneled entry door featuring an inset fanlight. The entry door is recessed. The wall surrounding the door is vertical board.
- 270) C 1409 Wisteria Drive c.1945 Minimal Traditional  
One-and-one-half-story, house clad in vinyl siding and featuring a high-pitched, side-gabled roof with asphalt shingles. Gable ends feature two, DH wood sash. Two, gabled window dormers are on the front roof slope. A front-gabled bay projects on the façade (south) creating an L-shape. The gable end of the projection features decorative wood shingles. The façade is four bays (W, W, D, W, W) with a recessed, single-leaf glazed and paneled entry door. Windows are 6/6 DH wood sash. A one-story, side-gabled porch extends on the west elevation, recessed from the façade and is enclosed with windows walls. A one-story wing projects from the rear of the east elevation and connects to an enclosed, front-gabled garage with a modern glazed and paneled entry door.
- 271) C 1410 Wisteria Drive c.1945 Minimal Traditional  
One-story, vinyl-sided house with a low-pitched, side-gabled roof covered in asphalt shingles. The house consists of a rectangular massing with a 4-bay (W, W, W, W) façade (north) plus a lower, slightly recessed wing on the west with a side-gabled roof. The extension is three bays (W, W, D) with a slightly recessed single-leaf paneled entry door. Façade windows and are modern 6/6 DH sash. The house rests on a continuous brick foundation.

South Drummond Street Neighborhood Historic District  
Name of Property

Warren, Mississippi  
County and State

- 272) C 1411 Wisteria Drive c.1950 Ranch House  
One-story ranch house, clad in asbestos shingles, with an asphalt-covered hip roof with wide eave overhangs and a boxed cornice. The façade (west) is four bays (W, D, W, W), with multi-pane casement windows, and a single-leaf six panel wood door.
- 273) C 1412 Wisteria Drive c.1950 Ranch House  
One-story residence clad in asbestos shingles and brick veneer. The house is rectangular in shape with a very low-pitched hipped roof covered in asphalt shingles and featuring wide overhanging eaves. The façade (northeast) is 5 bays (W, D, W, W, W). The first two bays are recessed. The non-historic entry door is single-leaf, glazed and paneled. An entry stoop features a round column. The first three window bays are large multi-paned picture windows. The last window is a two-leaf, 4-light wood casement. Side elevation windows are 6/6 DH sash. The east elevation exterior is vinyl-sided. There is a shed roof wing in the rear clad in asbestos shingles.
- 274) C 1413 Wisteria Drive c.1950 Ranch House  
One-story brick veneer house, with a low-pitched hip roof with cross hips on both ends of the front façade (west). The roof is covered in asphalt shingles, and there is an interior brick chimney. The façade is five bays (W, W, D, W, W) plus a large two-car garage bay on the south end. Windows on the façade are 9/6 DH wood sash. The off-centered entry door is single-leaf and paneled. The two cross hips create a centrally-located recessed front porch with decorative metal posts. The north and south elevations are clad in vinyl siding.
- 275) C 1414 Wisteria Drive c.1960 Ranch House  
One-story brick veneer house, with a low-pitched hip roof with cross hips, clad in asphalt shingles. A flat-roofed carport with rear utility is located on the left side of the façade (east), and a projecting cross hip is located on the right. The façade (east) is three bays (3W, D, 2W), with fixed, three-part windows and a single-leaf glazed entry door with sidelights. An entry stoop is located in front of the principal door.
- 276) C 1415 Wisteria Drive c.1950  
Two-story brick veneer house, with a low-pitched hip roof clad in asphalt shingles. Undercut porches are located beneath shed roofs attached to the front façade (west), and the house is set on a brick foundation. Windows are metal casements with transoms.
- 277) C 1417 Wisteria Drive c.1945 Colonial Revival  
Two-story, brick veneer residence with a low-pitched, asphalt-shingled side-gabled roof. An exterior brick chimney is located on the north elevation. Gable ends feature partial returns. A plain cornice surrounds the house. The residence consists of the two-story central block, with a lower two-story, side-gabled projection on the south elevation that includes a single-car garage on the first floor. A single-story flat-roofed, screen-enclosed porch projects on the north elevation. The façade of the main block is symmetrical with three bays (2W, D, 2W). The centered door is single-leaf and paneled with decorative

South Drummond Street Neighborhood Historic District

Warren, Mississippi  
County and State

Name of Property

sidelights and fanlight above. The entry door is slightly recessed. The entry surround features round columns supporting a triangular pediment with arched underside. (Photograph 64)

- 278) C 1419 Wisteria Drive c.1945 Ranch House / Western  
One-story, side-gabled ranch house, clad in wood shingles with an asphalt-shingled roof. The roof features widely overhanging eaves and exposed rafter ends. A hipped projection is located on the left side of the façade. The façade (north) is seven bays (3W, D, 3W, W, W, W, W) and features wood casement windows, fixed-pane triple-sash windows, and a picture window flanked by casement windows. The entry door is single-leaf and paneled. On the west elevation, a garage is at the basement level.
- 279) C 1420 Wisteria Drive c.1950 Ranch House  
One-story, vinyl-sided residence with a corrugated metal, hipped roof. The roof is low-pitched with wide overhanging boxed eaves. The house rests on a continuous brick foundation. There is a hipped projection on the facade (east). A portion of the façade features a brick-veneered wall with narrow, coursed strips of beige-colored bricks. A front-gabled entry stoop with round metal post projects from the façade. The façade features a large, fixed sashed picture window. The modern, single-leaf entry door is paneled. Primary windows are 6/6 DH sash.
- 280) C 1423 Wisteria Drive c.1950 Ranch House  
One-story, cross-gabled residence with a brick veneer and asbestos-shingled exterior. The house is split-level and consists of a side-gabled massing that is two bays (D, 2W) wide on the façade (northwest). The entry door is modern, single-leaf and paneled with an exterior glass and metal storm door. The windows are replacement 6/6 DH wood sash. An exterior brick chimney is on the west elevation. A lower, side-gabled wing projects from the rear of the west elevation and features a brick veneer with paired 1/1/1 triple-hung wood sash. A split-level, cross-gabled wing projects from the façade on the left and extends beyond the rear creating a T-shape. The wing is asbestos-shingled with a stuccoed lower level. The lower level on the façade features a single-car garage bay and a wood sash window consisting of 15 square panes of textured glass. The upper level consists of two 6/6 DH wood sash.
- 281) C 1425 Wisteria Drive c.1945 Ranch House  
One-story, brick veneer ranch house with an asphalt-covered side, gable roof and an interior brick chimney centered on the ridgeline. The principal façade (north) is 5 bays (W, W, D, W, W) and features multiple-pane casement windows and a single-leaf glazed door with sidelights. A one-story side-gabled wing is angled approximately 45 degrees on the house's west end. On the east side is another angled wing with a garage at the basement level. A shed-roof porch is centrally located on the façade and supported by metal posts.

South Drummond Street Neighborhood Historic District

Warren, Mississippi  
County and State

Name of Property

- 282) C 1426 Wisteria Drive c.1950 Minimal Traditional  
One-and-one-half-story, side-gabled extended Minimal Traditional house clad in weatherboard siding. The roof is low-pitched with asphalt shingles. The residence consists of a rectangular block with a lower, side-gabled wing projecting on the east elevation. A cross-gabled wing extends from the façade (south) beyond the rear of the house creating an ell shape. The latter is likely a later addition. The west gable end of the primary block features a two-leaf, 4-light casement window. The house rests on a concrete block foundation. The west and rear elevations reveal windows and door at basement level. The first floor of the house features non-historic windows. The entry door is single-leaf with narrow brick pilasters. A front-gabled and shed roof-porch projects from the façade and features decorative metal posts.
- 283) C 1428 Wisteria Drive c.1950 Ranch House  
One-story, asbestos and board and batten-clad ranch house, with an asphalt-shingled side-gabled roof. The front façade (south) is four bays (D, W, 2W, 2W), with a single-leaf paneled door, a nine-light picture window, and two pairs of 6/6 DH wood sash. The entry stoop is inset on the façade's left side, which is immediately adjacent to a projecting front-gabled bay on the right. The entry stoop is beneath the principal roof and features square wood post. On the east elevation, a raised brick foundation is visible, with a glazed door flanked by two 6/6 DH windows on the lower level.
- 284) C 1429 Wisteria Drive c.1950 Ranch House  
One-story brick veneer ranch house, with stone veneer accents, and an asphalt-shingled low-pitched hip roof. A brick and stone veneer chimney is prominently located on the façade (north). The façade is six bays (2W, 2W, D, W, W, W), and features metal casement windows. The first two bays are located beneath a projecting hipped roof, and the entryway is recessed under a front-gabled stoop that features stone veneer accents on its columns. The foundation is also clad in stone veneer.
- 285) C 1430 Wisteria Drive c.1945 Minimal Traditional  
One-and-one-half-story, asbestos-shingled residence with a continuous brick foundation. The roof is moderately-pitched, side-gabled with asphalt shingles and slightly overhanging eaves. A single-story, side-gabled extension is on the southeast elevation and is setback from the façade. A single-story, front-gabled bay projects on the façade. An exterior brick chimney is situated on the northwest elevation of the projection. The façade (southwest) is 5 bays (2W, 2W, D, W, W) and includes both projecting bays. Façade windows are 6/6 and 9/6 DH wood sash. The window to the right of the door is a two-leaf, 4-light wood casement. The entry door is single-leaf and paneled. There is a single-story addition in the rear with a shed roof dormer on the rear roof slope. A wood deck above a multi-car open carport with round metal posts projects from the northwest elevation.
- 286) C 1431 Wisteria Drive c.1960 Ranch House  
One-story, brick veneer ranch house with a low-pitched, asphalt-shingled, side-gabled roof featuring wide overhanging eaves. Gable ends are vinyl-sided. A cross-gabled ell

South Drummond Street Neighborhood Historic District

Warren, Mississippi

Name of Property

County and State

- projects slightly from the rear. A wide wood cornice surrounds the house. The façade (north) is 6 bays (2W, W, 2W, D, 3W, W) with a single-leaf entry door featuring decorative raised molding and a sidelight on the left. Windows on the façade are 6/6 DH wood sash. (Photograph 65)
- 287) C 1433 Wisteria Drive c.1955 Ranch House  
One-story brick veneer ranch house with an original L-shape. The roof is low-pitched, asphalt-shingled and features overhanging boxed eaves. Gabled ends are asbestos sided. Windows are 1/1 DH wood sash. A side-gabled porch with metal roof projects from the east elevation and features turned wood posts and balustrade. The façade (north) is five bays (W, 3W, D, W, W) with a recessed replacement entry door with sidelights. The entryway appears to be under renovation. A gabled addition is located on the rear of the rear ell. An open carport with flat roof and round metal posts is attached to the rear of the house.
- 288) C 1434 Wisteria Drive c.1945 Minimal Traditional  
One-and-one-half-story, vinyl-sided residence, with an asphalt-shingled side gable roof with two lower front-gabled projections on the façade, and a side-gabled extension on the east elevation that is flush with the façade (south). There is an interior brick chimney. The façade is four bays (2W, D, 2W, D) with a single-leaf glazed door and a secondary glazed and paneled door on the side extension. Windows are 6/6 DH sash. A gabled dormer is located on the front roof slope and features an 8/8 DH sash. A shed roof entry stoop with round columns is situated with the secondary entry door. A metal railing with brick patio is in front of the principal entry door.
- 289) C 1435 Wisteria Drive c.1955 Ranch House  
One-story brick veneer house with a T-shape plan that includes a side-gabled principal massing, a front-gabled projecting bay and a rear side-gabled ell wing. The latter is an original two-car garage that has since been enclosed with vinyl siding. A modern garage extends from that to the south. The roof is asphalt-shingled. The façade (northeast) is four bays (2W, D, 3W, W) with a single-leaf glazed and paneled entry door. Windows are 6/1 DH wood sash. A flat-roof porch with round wood columns is inset in the front ell and projects from the façade. A metal railing lines the porch steps. A brick chimney straddles the roof ridge.
- 290) C 1437 Wisteria Drive c.1960 Ranch House  
One-story, front-gabled brick veneer house with a low-pitched, asphalt-shingled roof with overhanging boxed eaves. An original open carport with brick utility room and a low-pitched gable roof projects on the east elevation. A side-gabled porch wing projects on the west elevation and is flush with the façade (north). The porch is enclosed with glass jalousie windows. A hipped wing projects in the rear. The façade, including enclosed porch on the west, is three bays (D, 3W, 3W). The second bay consists of a single-pane picture window with flanking 4/1 DH sash. The entry door is single-leaf, glazed, and paneled and features a metal screen on the exterior. The door is recessed within an inset porch with a square brick column and metal railing.

South Drummond Street Neighborhood Historic District  
Name of Property

Warren, Mississippi  
County and State

- 291) C 1438 Wisteria Drive c.1955 Ranch House  
One-story brick veneer house with an L-shaped plan that consists of a front-massing with a historic, lower hipped wing projecting on the east elevation, and a historic ell wing projecting in the rear. The house features a low-pitched, asphalt-shingled roof with wide overhanging boxed eaves. A vinyl cornice surrounds the house beneath the roof eaves. The façade (south) is 6 bays (W, W, D, W, W, W) (including east wing). The single-leaf entry door is paneled with sidelights. The entry door is slightly recessed with fluted pilasters flanking the entryway. Windows are two-leaf, multi-light wood casements. The bay to the right of the door is occupied by a large multi-light picture window flanked by casements. The easternmost bay on the projecting wing features a 6/6 DH wood sash. The west elevation of the rear wing features two garage bays at ground-level that have been enclosed with vinyl siding, windows, and a paneled door. Also at ground-level on the rear wing is a multi-light wood windows. The upper level of the rear wing is the same level as that of the front massing and features a set of five, 2-leaf casement windows and a picture window.
- 292) C 1439 Wisteria Drive c.1965 Ranch House  
One-story, brick veneer house with an L-shaped plan. The roof is low-pitched with overhanging boxed eaves and covered in asphalt shingles. The front gable end features wood shingles. A plain wood cornice surrounds the house. An integral carport is on the northeast corner of the house and features square wood posts. The façade (northwest) is three bays (Carport, 2W, 2W). Windows are 2(H)/2(H) DH sash. The entry door is on the west side of the front-gabled projecting wing and is single-leaf with a decorative metal screen door on the exterior. There appears to be a shed addition in the rear.
- 293) C 1441 Wisteria Drive c.1955 Ranch House  
One-story, stuccoed house with a hipped roof. A hipped ell wing projects from the rear. An open carport with flat roof projects on the northeast elevation and features square brick columns. The roof of the house is asphalt-shingled, low-pitched, and features overhanging eaves. A prominent stuccoed chimney is on the façade (northwest) and features random stone veneer. The façade is 5 bays (W, W, D, W, W) with a single-leaf vertical board door featuring a single rectangular leaded light. Windows are multi-light casements. A flat-roofed porch projects from the façade and has metal posts and railing.
- 294) C 1443 Wisteria Drive c.1955 Ranch House  
One-story, vinyl-sided residence with an asphalt-shingled hip roof and an exterior brick chimney. A hipped projection is located on the left side, which serves as a two-car carport with rear utility and entry on the house's left side. The façade (west) is five bays (3W, 3W, 3W, D, 3W). Windows are multi-light fixed panes with side casements, and the principal entryway is a single-leaf glazed door.



South Drummond Street Neighborhood Historic District  
Name of Property

Warren, Mississippi  
County and State

**Yerger Street**

- 295) C 2901 Yerger Street c.1890 Saddlebag  
One-story, asbestos-sided house with a side-gabled roof covered with corrugated metal. The roof features exposed rafter ends, a centrally-located interior brick chimney, and an exterior brick chimney on the north elevation. The façade (east) is four bays (W, D, D, W). The full-width front porch is recessed under the main gable and supported by replacement decorative metal posts on original brick piers (one post is missing). A side-gabled addition (historic) is located on the north elevation, which features another door and a window. A shed roof addition projects from its north side. A side-gabled addition is also located on the south elevation, with multiple shed-roof extensions. The structure is in a deteriorating condition. (Photograph 66)

**Varies**

- 296) C Stout's Bayou c.1920  
Stouts Bayou is a bayou that runs in southwesterly direction through Vicksburg toward the Mississippi River. It crosses the South Drummond Street Neighborhood Historic District, traversing beneath a bridge on Bowmar Avenue (#22) and Drummond Street. Circa 1920, concrete was poured in the bayou to channel the water flow and prevent flooding.

South Drummond Street Neighborhood Historic District  
Name of Property

Warren, Mississippi  
County and State

## 8. Statement of Significance

### Applicable National Register Criteria

(Mark "x" in one or more boxes for the criteria qualifying the property for National Register listing.)

- A. Property is associated with events that have made a significant contribution to the broad patterns of our history.
- B. Property is associated with the lives of persons significant in our past.
- C. Property embodies the distinctive characteristics of a type, period, or method of construction or represents the work of a master, or possesses high artistic values, or represents a significant and distinguishable entity whose components lack individual distinction.
- D. Property has yielded, or is likely to yield, information important in prehistory or history.

### Criteria Considerations N/A

(Mark "x" in all the boxes that apply.)

- A. Owned by a religious institution or used for religious purposes
- B. Removed from its original location
- C. A birthplace or grave
- D. A cemetery
- E. A reconstructed building, object, or structure
- F. A commemorative property
- G. Less than 50 years old or achieving significance within the past 50 years

South Drummond Street Neighborhood Historic District  
Name of Property

Warren, Mississippi  
County and State

**Areas of Significance**

(Enter categories from instructions.)

Architecture

Community Planning and Development

**Period of Significance**

c.1890-1965

**Significant Dates**

N/A

**Significant Person**

N/A

**Cultural Affiliation**

N/A

**Architect/Builder**

---

---

---

**Statement of Significance Summary Paragraph** (Provide a summary paragraph that includes level of significance, applicable criteria, justification for the period of significance, and any applicable criteria considerations.)

The South Drummond Street Neighborhood Historic District in Vicksburg, Warren County, Mississippi is significant under National Register Criterion A in the area of Community Planning and Development, and Criterion C in the area of architecture. The layout and design of streets within the district are indicative of evolving trends in suburban residential planning and development throughout the early- to mid-20<sup>th</sup> century in Vicksburg. While the earlier planned subdivisions continued the city's historic grid layout, those designed during the 1940s followed popular trends in curvilinear subdivision planning with winding streets and larger lot size. The district further reflects a range of housing options, from low-income to grand estates, which were made available by the planned layout of six neighborhoods comprising the historic district.

The Period of Significance begins c.1890 when suburban expansion of Vicksburg crossed Bowmar Avenue to the south, and continues until the fifty-year marker in 1965. With the operation of the streetcar during the latter years of the 19<sup>th</sup> century, residential development began to increase, primarily along Drummond Street. A substantial surge in development occurred between the 1920s and 1950s, and is reflected in the high number of architectural types and styles indicative of movements in suburban residential design including the Practical

South Drummond Street Neighborhood Historic District

Warren, Mississippi

Name of Property

County and State

Suburban House (1890-1920), Better Homes and the Small House Movement (1919-1945), the Efficient, Low-Cost Home (1931-1948), and the Postwar Suburban House (1945-1960).

---

### **Narrative Statement of Significance**

Warren County was organized from parts of Jefferson and Claiborne Counties in the Old Natchez District in 1809. The region's topography played a tremendous role in the early exploration, settlement, and prosperity of the County. Not only does the Mississippi River form the western boundary of Warren County, the unique loess formations of the region made an ideal defensive ground during the Civil War. Spanish explorers visited what would become Warren County in the mid-1500s, followed by French expeditions in the 1600s. The first European settlement in the area, named St. Pierre, was a mission near the present site of Redwood established in 1698. Following the French and Indian War, the area passed into English ownership in the 1760s. Remaining loyal to the British during the American Revolution, the colony was seized by the Spanish in 1780, and built Fort Nogales on the present site of Vicksburg in 1790. A treaty in 1798 resulted in the transference of Fort Nogales to the United States. Warrenton served as the first county seat between 1809 and 1825 when the seat of governance was moved to Vicksburg.<sup>2</sup>

Vicksburg (pop. 23,542 in 2013) is situated along the banks of the Mississippi River in the central part of the State on its western edge. The loess bluffs above the Mississippi helped to shape development patterns in Vicksburg. This topographic anomaly created steep hills and valleys throughout the region. Vicksburg was founded in 1811 and incorporated on January 29, 1825.<sup>3</sup> At one time, "the towns of Warrenton, Walters, and Fostoria (also called Speeds) were incorporated municipalities. Warrenton is extinct, and the others are now part of Vicksburg."<sup>4</sup> Today, Vicksburg is the only incorporated municipality in Warren County.

Due to its siting on the Mississippi River, Vicksburg thrived during its early years. By 1825, the population had grown to 2,500, encouraging the development of rail transportation to supplement the heavy shipping route along the Mississippi.<sup>5</sup> By 1842, the Clinton and Vicksburg Railroad was in operation. Together, river and rail propelled the development of Vicksburg, the surrounding County, and ultimately, the State. By the dawn of the Civil War, Vicksburg's population exceeded 4,500.

The Siege of Vicksburg in 1863 proved to be a turning point in the War. The need to control the Mississippi River made Vicksburg fundamental to the survival of the Confederacy. A forty-seven day siege at Vicksburg resulted in the city's surrender to the Union army.<sup>6</sup> The Vicksburg

---

<sup>2</sup> Gordon Cotton, Old Court House Museum, "History of Warren County, Mississippi," 2014 Warren County official website, accessed November 2014; <http://www.co.warren.ms.us/History.php>

<sup>3</sup> "History of Vicksburg," Vicksburg, Mississippi Government website, accessed November 2014; <http://www.vicksburg.org/index.php/history?showall=1&limitstart=>

<sup>4</sup> Cotton 2014.

<sup>5</sup> Nancy Bell, "Historic Resources of Vicksburg," National Register of Historic Preservation nomination, 1992.

<sup>6</sup> "History of Vicksburg"

South Drummond Street Neighborhood Historic District

Warren, Mississippi

Name of Property

County and State

National Military Park was created in 1899 and “commemorates and preserves the siege line and the historic heritage of Vicksburg.”<sup>7</sup>

Vicksburg’s economy rebound after the Civil War making it the most populous city in the state by 1870, surpassing Natchez. In 1876, the ever-changing Mississippi River deviated its course, leaving Vicksburg without its principal waterway, which proved devastating to the economy. A 25-year project led by the Army Corps of Engineers, completed by 1903, diverted the Yazoo River south through the former bed of the Mississippi, and reestablished Vicksburg as a river city.<sup>8</sup>

The most impressive period of growth witnessed in the heart of Vicksburg occurred between 1880 and 1910. Despite the meandering of the Mississippi River, Vicksburg’s proximity to the mighty river remained vital to its continued growth. Shipping and travel made possible by the river, combined with the expansion of rail lines in and out of Vicksburg, fueled the growth and prosperity of the city. Developed in 1881 from the former Lonewood Plantation, **Speed’s Addition** was purchased by Judge Frederic Speed and Thomas R. Foster. It is situated near the intersection of Drummond and Speed’s Streets, north of Bowmar Avenue.<sup>9</sup> A small section of Speed’s Addition extends south of Bowmar, specifically along Yerger Street. Speed’s Addition is considered among the early residential suburbs of Vicksburg. It was a separate, chartered town until approximately 1905 when it was annexed by the City of Vicksburg.<sup>10</sup> Constructed c.1890, resource #306, located at 2901 Yerger Street, survives as a reminder of the Speed’s Addition, and the earlier vernacular house types of that period (Photograph 66).

In addition to the establishment of Speed’s Addition, during the late-1880s, horse-drawn street cars began operating along a 10 to 13-mile track. The street car, electrified by 1899, encouraged the development of the “suburbs” of Vicksburg south of Bowmar along South Drummond Street, South Washington Street, and the area east of 1<sup>st</sup> North Street (Figure 1).<sup>11</sup>

By 1910, the steamboat era had passed. Vicksburg’s population continued to grow, but more slowly than Jackson’s or Meridian’s. The continued to expand throughout the early- to mid-20<sup>th</sup> century, particularly south of Bowmar Avenue where numerous planned developments and subdivisions were established surrounding South Drummond Street in what was still considered the suburbs at that time.

While only a small section of the historic district is shown on 1913 Sanborn maps, the directory map of that year identifies the National Park Addition, and the completion of a number of streets within the historic district. By 1925, nearly the entire district, with the exception of the later mid-century neighborhoods along Wisteria, Parkside and Parkway Drives, is covered in the Sanborn surveys. The 1925 Sanborn maps demonstrate considerable residential development by this time throughout the entirety of the district. Lots were quickly sold and residences constructed by that

<sup>7</sup> *Ibid.*

<sup>8</sup> *Ibid.*

<sup>9</sup> *Ibid.*

<sup>10</sup> *Ibid.*

<sup>11</sup> Bell 1992.

South Drummond Street Neighborhood Historic District

Warren, Mississippi

Name of Property

County and State

year. The 1948 Sanborn map illustrates the near complete development of the earlier neighborhoods and Drummond Street. Sanborn Maps for land located to the east side of Short Cherry Street and north of Mulvihill Street are not available. It is within this area that the mid-century Parkside Land Company would later develop.

Following World War II, Vicksburg expanded the city's area from 6.13 to 10.72 square miles.<sup>12</sup> A 1950 newspaper article boasts Vicksburg residential development: "five or six new subdivisions have sprung up, and attractive, individually owned homes nestle in the hills and valleys around the city."<sup>13</sup> Figure 8 shows a representative Vicksburg subdivision similar to those in the South Drummond Street Neighborhood Historic District.

By the 1960s, growth was slowing substantially in Vicksburg as a population shift from the city to the county occurred. This suburbanization resulted in the abandonment of numerous businesses in downtown Vicksburg. Urban Renewal efforts to revitalize the downtown resulted in the demolition of numerous historic buildings in the downtown core of the City, including several landmark buildings.

#### COMMUNITY PLANNING AND DEVELOPMENT

While Vicksburg has lost a number of its early residential and commercial buildings, the neighborhoods located south of downtown along Drummond Street survive as a reminder of the city's continued growth throughout the early- to mid-20<sup>th</sup> century. In addition to Speed's Addition, the South Drummond Street Neighborhood Historic District is comprised of six subdivisions, or tracts of land surveyed by developers, within which streets were planned and lots laid out. These include Southside Land Company, National Park Addition, Parkside Land Company, Prospect Place, Parkside Terrace, and Parkside Heights.

The **Union Bank Survey** (Plat Book 69, Pages 2-3) was among the earliest surveys that subdivided land for the expansion south of the downtown heart of Vicksburg. It was platted in 1885 by W.L. Polk. At the time of the survey, the large acreage was primarily farmland south of Bowmar Avenue, west of Halls Ferry Road, and east of Warrenton Road. The establishment of the street car system opened Drummond Street for "suburban" residential development (Figure 1). A number of the residences along Drummond Street are among the earliest and finest within the historic district and are reminiscent of the introduction of the streetcar, and the growing desire to build grand homes on large lots outside of the city.

The streetcar and the Union Bank Survey ultimately led to the development of various planned subdivisions beginning in 1906 with the Southside Land Company survey (Figure 2) and the National Park Addition (Figure 3).

**Southside Land Company** (Figure 2) was platted in May of 1906 by A.B. Lee. The subdivision occupies a portion of Lot 47 of the Union Bank subdivision. It is more or less occupied by lots

<sup>12</sup> Peggy Mengis, "Vicksburg City of History and Health Centers," the *Times-Picayune New Orleans State Magazine*; 29 January 1950.

<sup>13</sup> Mengis 1950.

South Drummond Street Neighborhood Historic District

Warren, Mississippi

Name of Property

County and State

on the east and west side of Drummond Street (formerly Park Avenue), south of Division Street, and east to Cherry Street, and west to Meadow Street. The plat also includes lots fronting the north and south sides of Realty Street east to Short Cherry and south to Mulvihill Street. The plat identifies the former *Vicksburg Clubhouse* (not extant) on the east side of Short Cherry Street. A considerable portion of this subdivision east of Drummond Street is not included in the 1925 and 1948 Sanborn maps.

**National Park Addition** (Figure 3) was platted in 1906 by Paul M. Polk. It is comprised of lots fronting the north and south sides of National, Polk, and Markham Streets, Candee Street (formerly Short Street), and Forrest Street (formerly Kate Street); and the east and west sides of Second Street and Drummond (formerly Park Avenue). It is bordered to the north by Mulvihill Street, Green and Washington Streets to the west, Confederate Avenue to the east, and the rear property lines of lots fronting the south side of Polk Street.

**Prospect Place** (Figure 4) is comprised of parts of Speed's Addition and Lot 47 of the Union Bank Survey. It is bounded by Yerger Street (formerly Lincoln Street) to the north, Drummond Street (formerly Park Avenue) to the west, Division Street (formerly Vivian Street) to the south, and Oak Street (formerly Yerger Street) to the east. Properties front Prospect Street which runs east to west through the subdivision, and the north side of Division Street. Its original survey date is unknown; however, Sanborn maps indicate that Prospect Street began development prior to 1925.

**Parkside Land Company** (Figures 5 and 6) was surveyed by Paul M. Polk and platted in 1939 and 1941 and occupies land belonging to a part of Lot 47 of the Union Bank Survey. The subdivided lots are situated on the east side of Short Cherry Street and formed the subdivision along Wisteria Drive, Laurel Street, and the east side of Short Cherry. Wisteria Drive was among the first to adopt a curvilinear street pattern popular among later Post-War suburban residential neighborhoods.

**Parkside Heights** (Figure 7) was platted in April of 1950 by Daniel G. Flohr. Parkside Heights was formed from a portion of the northeast corner of the Parkside Land Company survey. It is comprised of lots fronting Parkway Drive, south of Division Street and west of Halls Ferry Road. A designed, picturesque cul-de-sac at the end of the neighborhood also reflects the popularity of later Post-War curvilinear planning.

**Parkside Terrace** was developed during the 1950s and 1960s and includes lots fronting Parkside Drive and Rose Lane.

Each of these subdivisions was planned and surveyed by developers for the purpose of providing a range of suburban residential housing opportunities. From the many grand homes along Drummond Street and Mulvihill Street, to the smaller, more modest residences along Second Street or Prospect Street, the historic district reflects the growing desire to reside outside of the noise and pollution of the city, as well as newly evolving opportunities for home ownership. Until the mid-20<sup>th</sup> century, home ownership was costly for most Americans. However, efforts made during the early-20<sup>th</sup> century promoted home ownership for many moderate-income

South Drummond Street Neighborhood Historic District

Warren, Mississippi

Name of Property

County and State

families. Installment plans requiring a down payment were soon made possible by building and loan associations and real estate developers, among others. By the 1930s, Federal laws expanded the financing available for the purchase of owner-occupied housing.<sup>14</sup>

Development within the South Drummond Street Neighborhood was relatively slow during the first two decades of the 20<sup>th</sup> century. Residences constructed during this period were among the largest in the historic district, built by the more affluent members of the Vicksburg community. As a result of the growing financing opportunities, a tremendous surge in development within the historic district occurred during the 1920s and 1930s. These residences were more modest than their predecessors, and are indicative of affordable housing opportunities for the middle-class. It was not until the years leading up to, and immediately following World War II, that housing became more affordable to lower income families through "Efficient Low-Cost home" initiatives (1931-1948).<sup>15</sup> The strength of residential development within the historic district continued through the 1940s. The majority of these residences are indicative of the low-cost home initiatives between the Great Depression and the close of World War II. Throughout the 1950s, a shift in planning once again encouraged middle and upper-income housing. This is seen in the district with larger, wide lots planned to accommodate the growing popularity of the sprawling Ranch houses.

In addition to the range of income-based housing opportunities available throughout the South Drummond Street Neighborhood Historic District, the planned layout of streets is indicative of evolving early- to mid-century suburban planning. With the exception of Drummond Street, which developed along the streetcar route, the first neighborhoods continued the traditional grid alignment commonly found in urban residential areas. Oftentimes referred to as the gridiron plat, most American cities were laid out in a grid pattern as the most efficient and inexpensive means to subdivide and sell land in small lots.<sup>16</sup> The introduction of the streetcar formed the initial transportation system within the South Drummond Street Neighborhood, and the earlier subdivisions incorporated the traditional grid plan around Drummond Street. An abrupt shift in residential planning occurred in the early 1940s with a large portion of the Parkside Land Company survey laid out in a curvilinear design with large lots. Most often associated with Post-War suburban planning, curving streets of this period revisited earlier ideals in residential planning such as the City Beautiful and Garden City models.

Shared attributes contributing to the overall character and setting of the district as a whole include consistent setbacks within individual subdivisions; generally consistent lot sizes with larger lots occurring within the Parkside Land Company neighborhoods; concrete and/or paved streets; concrete curbs and sidewalks; individual streets lined with trees, primarily magnolias; grassed yards; and a rolling landscape. Being the central artery, Drummond Street deviates from its counterparts, contributes substantially to the character and significance of the district. The majority of the residential properties feature concrete, stone, or brick paths leading from the street or sidewalk to an entry porch. In many instances, due to topography, steep steps unite the

<sup>14</sup> David L. Ames and Linda Flint McClelland, *National Register Bulletin: Historic Residential Suburbs, Guidelines for Evaluation and Documentation for the National Register of Historic Places*, 2002.

<sup>15</sup> *Ibid.*

<sup>16</sup> *Ibid.*



South Drummond Street Neighborhood Historic District

Warren, Mississippi

Name of Property

County and State

path to the street. It is not uncommon for small, frame garages or utility sheds to be situated near the rear of a residential lot, and at the end of a concrete, concrete strip, or gravel driveway. Historic carports or porte-cocheres are also common features of the earlier, more affluent residences. Integral or attached garages frequently occur on the later residential properties.

The South Drummond Street Neighborhood Historic District retain outstanding integrity, providing a distinctive sense of place emblematic of Vicksburg's suburban expansion throughout the early- to mid-20<sup>th</sup> century. While each of the additions retains a degree of its own unique character, together, the neighborhoods represent the growth and development of the City of Vicksburg south of the central business district during this period. With very few modern intrusions, the South Drummond Street Neighborhood provides a glimpse into evolving suburban residential planning and design during a period of history when affordable housing became available to a growing number of families.

#### RESIDENTIAL ARCHITECTURE

The South Drummond Street Neighborhood Historic District exhibits a wide array of architectural types and styles reminiscent of early- to mid-20<sup>th</sup> century trends in residential housing popular throughout Mississippi. Among the 363 resources within the historic district, an overwhelming majority is residential with a total of 290, or 80%. Subsidiary buildings account for 67 of the total resources, followed by commercial with only three (3) examples. The remaining resources include a bridge, a landscape feature, and a playground.

The three commercial buildings are located on Drummond Street near the north end of the historic district at Bowmar Avenue. Commercial buildings include a mid-century Contemporary office building (#23); a day care (#28) which was historically a single-family dwelling; and a two-story multi-unit building (#29). Of the 290 residential properties surveyed, five (5) are duplexes, six (6) are apartment buildings or triplexes, and the remaining 279 are single-family dwellings.

#### *House Forms and Movements in American Suburban Residential Design*

The earliest residential house types, or forms, within the district include one example of a saddlebag located within the former Speed's Addition (#306) constructed c.1890, and five interpretations of a Queen Anne style. The examples of Queen Anne Houses within the historic district were constructed at the turn-of-the-century in response to the introduction of the streetcar along Drummond Street. The **Queen Anne House** (1880s-1900s) derives its name from the architectural style with which it is frequently linked. It is typically one- to two-stories in height and characterized by a square mass with projecting gable bays on the façade and side elevations. In Vicksburg, two variations of forms influenced by the Queen Anne style include the two-story Queen Anne House, and the one-story cottage. The roof of both variations is usually hipped with one or more lower gables. Chimneys have a variety of locations and are typically tall and corbelled.<sup>17</sup> The grand, two-story residence located at 3131 Drummond Street (#65) is a good example of a Queen Anne House (no photograph) within the district. Resource #63 is an

<sup>17</sup> Nancy Bell, "Historic Resources of Vicksburg, Mississippi," National Register of Historic Places nomination, 1992.

South Drummond Street Neighborhood Historic District

Warren, Mississippi

Name of Property

County and State

exemplary interpretation of a single story Queen Anne cottage constructed c.1910 (Photograph 43).

### The Practical Suburban House (1890-1920)

This period of suburban housing emphasized “simplicity and efficiency” which “called for house designs that reflected less hierarchical relationships, technological innovations, and a more informal and relaxed lifestyle.”<sup>18</sup> Subdivisions of this period often provided utilities and amenities. Technological innovations were also introduced to improve household life including central heating, gas hot water heaters, indoor plumbing, and electricity. Due to the rising costs of construction, the reduction of floor space and the use of standardized plans helped to reduce costs and make home ownership affordable for more Americans. The bungalow, first introduced in the 1890s, provided an affordable house for families with no servants. Bungalows were sold by catalog and are among the first mass-produced houses in the United States.<sup>19</sup>

By 1910, the **bungalow** had become the ideal suburban home, giving rise to what has been called the “bungalow suburb.” A bungalow is a one- or one-and-a-half-story house with a low-pitched roof featuring overhanging eaves. The house type features an open floor plan for family activities at the front of the house and private bedrooms at the back or upstairs. A prominent front porch, a distinctive feature of the ideal bungalow, provided a transition between interior and outdoor space.<sup>20</sup>

The South Drummond Street Neighborhood is dominated by bungalows. The straight streets and narrow lots of the National Park Addition and Prospect Place are excellent representations of the “bungalow suburb.” While the bungalow house type is prevalent along these streets, it is represented throughout the entirety of the historic district, with the exception of the later 1940s and 1950s developments. Exemplary bungalows in the district include 1301 Division Street (#4), 3229 Drummond Street (#75), 1130 Polk Street (#191), and 1306 Prospect Street (#209) (Photographs 31, 47, and 62, respectively).

As the automobile became increasingly popular during the early-20<sup>th</sup> century, so too did the number of detached **garages** on residential lots within the district. The earliest garages were typically placed behind the house at the end of driveways that were “accommodated in the progressive design of new neighborhoods having road improvements such as paved surfaces, gutters and curbs, and sidewalks.”<sup>21</sup> The earlier driveways were typically strips of concrete leading from the street, or a rear alley. The garage found at 1307 Division Street (#7) (Photograph 32) is an excellent representation of a typical early-20<sup>th</sup> century, single-car garage within the South Drummond Street Neighborhood Historic District. This modest, front-gabled garage is indicative of lower-income to middle-class residential properties. Among a number of the middle- to upper-class residences, the driveway runs beneath a **porte-cochere** attached to the side of the house before leading to the garage. Secondary entrances are commonly found beneath the porte-cochere which provide a means of shelter from the weather upon exiting the vehicle.

<sup>18</sup> Ames and McClelland, 2002.

<sup>19</sup> *Ibid.*

<sup>20</sup> *Ibid.*

<sup>21</sup> *Ibid.*

South Drummond Street Neighborhood Historic District  
Name of Property

Warren, Mississippi  
County and State

### **Better Homes and the Small House Movement, 1919 to 1945**

Following World War I, improving the quality of American domestic life became a primary focus among architects, developers, builders, social reformers, manufacturers, and public officials to encourage home ownership, standardized home building practices, and neighborhood improvements. Among the predominant house types that came about from this movement was the early American **Small House**.

Established in 1919, the Small House Architects' Service Bureau's (the "Bureau") ultimate goal was to provide architect-designed plans and technical specifications to builders of small houses – a house with no more than six rooms. The Bureau promoted efforts to design small homes in a variety of popular forms and styles, and which home builders could order drawings and plans from catalogs.<sup>22</sup> During the 1920s, the small house appeared in a variety of forms and period revival styles, the most popular being drawn from the English Tudor Revival and numerous American Colonial influences such as Dutch, English, French, and Spanish. "The movement resulted in a great diversity of architectural styles and types nationwide as regional forms and the work of regional architects attracted the interest of an increasingly educated audience of prospective home owners."<sup>23</sup>

The South Drummond Street Neighborhood consists of a number of resources indicative of the American Small House movement, particularly the **English Cottage** (1920s-1930s). This picturesque house type is most distinctive for its cross-gabled massing and a prominent front chimney. The plan is tightly massed within a compact square or rectangular block. Secondary gable-front or recessed openings accent the entry way.<sup>24</sup> English Cottages account for a total of 13 resources and are found throughout the historic district. The English Cottage most often exhibits English vernacular revival stylistic influences such as Tudor Revival. Residences at 2901 and 3013 Drummond Street (Resources #38 and #54) (Photographs 34 and 39) are two examples of a small house English Cottage, one with limited stylistic influence, the other exhibiting impressive Tudor Revival elements.

### **The Efficient Low-Cost Home, 1931-1948**

During and immediately following the Great Depression, the collapse of the home building industry and the rising rate of mortgage foreclosures resulted in a renewed push to further improve the design and efficiency of the American home while lowering its cost. Among the efforts made during this period was the FHA's national program to regulate home building practices. The FHA published house designs in a variety of periodicals that "addressed issues of prefabrication methods and materials, housing standards, and principles of design."<sup>25</sup> Five FHA house types appeared in *Planning Small Houses* in 1936 that offered "a range in comfort of living." Ames and McClelland note that "each type was void of nonessential spaces, picturesque features, and unnecessary items that would add to their cost."<sup>26</sup> Houses could be built in a variety of materials, including wood, brick, concrete block, shingles, stucco, or stone. Kitchens were

<sup>22</sup> *Ibid.*

<sup>23</sup> *Ibid.*

<sup>24</sup> "House Types in Georgia," Georgia Department of Natural Resources, nd.

<sup>25</sup> Ames and McClelland, 2002.

<sup>26</sup> *Ibid.*

South Drummond Street Neighborhood Historic District

Warren, Mississippi  
County and State

Name of Property

equipped with modern appliances, and the utility room's integrated mechanical system replaced the basement furnace of earlier homes.<sup>27</sup>

By the 1940s, the FHA introduced a "dramatically different, flexible system of house design based on the principles of expandability, standardization, and variability."<sup>28</sup> The simple, one-story house plan was minimal, yet allowed for a number of variations as rooms were added or extended to increase interior space, often forming an L-shaped plan. Modifications to the base exterior design could be incorporated such as projecting gables, porches, materials, windows, and roof types. The house type which evolved during this period was a reduced Small House, efficient, cost effective, and flexible in design, which is most often referred to as Minimal Traditional.

The South Drummond Street Neighborhood Historic District includes a large number of Minimal Traditional residences. The house at 1212 National Street (Resource#151) (Photograph57) is a good example of how the Minimal Traditional House could be modified to not only provide additional interior space, but also exterior embellishments. This example includes an exterior chimney on the façade, a side porch, and an ell extension in the rear.

#### **Postwar Suburban House and Yard, 1945-1960**

Following World War II, a lack of new housing, continued population growth, and six million returning veterans eager to start families resulted in the largest building boom in the nation's history made possible by large-scale production, prefabrication methods and materials, and streamlined assembly methods. Large-scale developers applied these methods to the development of massive suburban neighborhoods along the periphery of cities and small towns throughout the United States. While pre-war small houses continued to be mass produced, the emergence of the **Ranch House** (popular between c.1935-1975) in high numbers was evident by the 1950s, which reflected modern consumer preferences, growing incomes, and an increasing American middle class. The typical Ranch House has a low, horizontal silhouette and a rambling floor plan. Moderate or wide overhanging eaves are common, as are private outdoor living areas to the rear of the house. The latter element being a "direct contrast to the large front and side porches of most late 19- and early-20<sup>th</sup> century styles."<sup>29</sup> The popularity of the Ranch House was due in part to the nation's increasing dependence on the automobile in the decades following World War II. Compact houses on small lots were replaced with the sprawling design of Ranch Houses on larger lots with integral garages. Further, the house type reflected the changing functional needs of families offering private spaces and the separation of living areas from active family spaces.<sup>30</sup>

During the late 1940s, the middle- and upper-class Ranch Houses included innovations such as sliding glass doors, picture windows, carports, screens of decorative blocks, and exposed timbers and beams, reflective of the traditional Southwestern design from which the house type

<sup>27</sup> *Ibid.*

<sup>28</sup> *Ibid.*

<sup>29</sup> Virginia and Lee McAlester, *Field Guide to American Houses*, New York: Alfred A. Knopf, 2005.

<sup>30</sup> Virginia and Lee McAlester 2005.

South Drummond Street Neighborhood Historic District

Warren, Mississippi

Name of Property

County and State

originated.<sup>31</sup> Low-cost Ranch Houses were smaller in scale with exterior modifications to create a horizontal appearance. Common elements of the low-cost Ranch House include an extension of the roof eave, horizontal bands of sliding windows beneath the eave, large picture windows, wide exterior chimneys, and exterior patios.<sup>32</sup> These Ranch Houses are oftentimes referred to as transitional in size and design. The scale of the Ranch House increased during the 1950s and continued as a dominant suburban house through the 1960s.

The Ranch House is the second most common type in the South Drummond Street Neighborhood Historic District, with both simple low-cost examples and the more complex, sprawling middle- to upper-class representations. While the Ranch House is found throughout the historic district, the largest, and more ornate are found along Drummond Street, and Wisteria and Parkside Drives, the latter two streets being part of the Parkside Land Company development with curvilinear streets and large wide lots. The majority of the Ranch Houses lack a defined architectural style, while others feature Revival-style, including Colonial Revival and Spanish Revival. Resource #267, located at 1406 Wisteria Drive (c.1950) is a good representation of a low-cost transitional Ranch House with a compact plan and integral garage. The low-pitched roof contributes to its horizontal emphasis (Photograph 63). Constructed c.1960, the house located at 1431 Wisteria Drive (Resource #296) (Photograph 65) is a good example of a plain Ranch House, while 1448 Parkside Drive (Resource #158) (Photograph 59) exhibits Colonial Revival embellishments and full-width entry porch.

The South Drummond Street Neighborhood Historic District is an exemplary example of early suburban development in Mississippi, and is indicative of various movements in American residential design throughout the first half of the 20<sup>th</sup> century. While the majority of the residential house forms within the district reflect national efforts made to make housing affordable to more Americans, a number of resources, particularly the grand residences located along Drummond and Mulvihill Streets, are architect-designed for Vicksburg's more affluent residents. While these resources do not fall within a defined residential form, they are exceptional interpretations of the early development of the area as a streetcar suburb by Vicksburg's upper-class. Among these notable resources include the following properties located on Drummond Street: 3000 (#48), 3030 (#57), 3220 (#72) 3208 (#71), and 3034 (#58), among others. Mulvihill Street features some of the finer homes built during the 1910s and 1920s including 1210 (#118), 1211 (#119), 1216 (#120), and 1306 (#124).

In addition to the single-family residence which predominates in the historic district, **two-story apartment buildings** are found primarily along Drummond Street with few examples located on Forrest and National Streets. Constructed c.1935, the building located at 2815 Drummond Street (#34) exhibits a central hall plan with a low-pitched hipped roof, symmetrical façade, and two-story entry portico (Photograph 33). Also constructed c.1935, the building at 3038 Drummond Street (#60) is more complex in plan with a number of projecting bays and multiple entryways leading into individual apartment units (Photograph 41). Both examples are duplexes and demonstrate the expansion of the city along Drummond Street and the desire to the live in a suburban area near the city center. The buildings give the appearance of a single-family

<sup>31</sup> Ames and McClelland, 2002.

<sup>32</sup> *Ibid.*

South Drummond Street Neighborhood Historic District

Warren, Mississippi

Name of Property

County and State

residence and conform to the surrounding landscape and architecture. Slightly grander in scale, yet modest in detail, the c.1940 duplex located at 1210/1212 Forrest Street (#93) is symmetrical with two identical entries on the façade (Photograph 50). Other examples of two-story apartment buildings include 1233 National Street (#156) (Photograph 58) and 1217 Forrest Street (#94). Both were constructed as single-family dwellings and adapted for multi-family use.

### *Residential Architectural Styles*

The South Drummond Street Neighborhood Historic District exhibits an array of architectural stylistic influences characteristic of American architectural styles popular throughout the country during the early- to mid-20<sup>th</sup> century. These include the popular Tudor Revival, Colonial Revival, and Craftsman styles to a variety of styles most often applied to the larger residences and manors. The latter tend to be architect-designed, and do not conform to the movements in American residential design previously discussed. A graph, Figure 9, demonstrates the popularity of the various architectural styles found within the historic district. Among those styles categorized as “Other” include, Italian Renaissance (2), Italianate (1), Prairie (2), and Queen Anne (6). The latter includes five interpretations of the Free Classical mode. The majority of the residential resources within the South Drummond Street Neighborhood lack stylistic adornment. Ranch and Minimal Traditional house types, which account for the majority of the residential resources, traditionally lack stylistic embellishments. Numerous additional resources, particularly bungalows, were either designed with no stylistic influences, or feature modern alterations resulting in the loss of architectural styles.

#### **Craftsman Style (popular nationwide c.1905-1930)**

The Craftsman Style is among the most popular architectural style in the United States of American origin. Character-defining Craftsman-style features include a low-pitched hipped or gable roof with exposed rafter ends, and prominent battered, or tapered, columns on masonry piers applied to large front porches. Gable ends often feature decorative brackets and half-timbering. Typical windows consist of a multi-pane upper sash and a single-pane lower sash. The upper sash panes are oftentimes vertical.<sup>33</sup> Although a popular style for a variety of house forms throughout the early-20<sup>th</sup> century, Craftsman style is overwhelmingly associated with the bungalow house form. As the majority of the residences within the South Drummond Street Neighborhood were constructed during the 1920s and 1930s, it is not surprising that the greatest occurrence of residential architectural styles is Craftsman, most often applied to the bungalow. Representative examples of a Craftsman-style residence located within the historic district include 1301 Division Street (#4) (Photograph 31) and 1130 Polk Street (#191) (Photograph 61). A unique example of an early high-style Craftsman house is found at 3220 Drummond Street (#72), constructed in 1906 (Photograph 46).

#### **Colonial Revival (popular nationwide c.1880-1955)**

Colonial Revival was an emerging style for residential buildings as early as the 1880s and was most popular during the first half of the 20<sup>th</sup> century. The style is applied to a range of subtypes which shifted by evolving trends in residential design throughout the 1880s to the 1930s.<sup>34</sup>

<sup>33</sup>Virginia and Lee McAlester, *Field Guide to American Houses*, New York: Alfred A. Knopf, 2005.

<sup>34</sup>Virginia and Lee McAlester, 2005.

South Drummond Street Neighborhood Historic District

Name of Property

Warren, Mississippi

County and State

Colonial Revival style houses typically feature a symmetrical façade and rectangular shape with a low- to medium-pitched hipped or gable roof. The Colonial Revival style is most often applied to houses of one, one-and-one-half, or two-stories. Windows are commonly 6:6 or 9:9 double-hung sash with wood-louvered shutters. The entry door is typically centered on the façade with sidelights, transom, pilasters, and pediments common. A classical cornice with dentils or modillions is another popular adornment of this style. Exterior walls may be wood, masonry, or masonry-veneer.<sup>35</sup> Within the South Drummond Street Neighborhood, Colonial Revival stylistic embellishments are applied to a variety of house types including Bungalows, Ranch Houses, Minimal Traditional dwellings, and Georgian Houses. Exemplary Colonial Revival residences within the historic district include 1449 Parkside Drive (#159) and 1417 Wisteria Drive (#277) (Photographs 60 and 64).

#### **Tudor Revival (popular nationwide c.1890-1940)**

Tudor Revival residences, most often applied to the English Cottage house type, are asymmetrical in plan and typically one- to one-and-one-half-stories. Multi-gabled, steeply-pitched roofs are common, oftentimes with half-timbering in the gable ends. Prominent exterior masonry chimneys with decorative brickwork and caps are common elements of Tudor Revival. Chimneys on the façade are not unusual for this style. Windows are primarily tall and narrow, multi-pane double-hung sash or casements. Entryways and doors are often round-arched with a decorative masonry surround.<sup>36</sup> The South Drummond Street Neighborhood includes eight (8) examples of Tudor Revival. The application of this style is applied to a range of English Cottage-type houses, from the low-cost compact variations such as 2917 Drummond Street (#44) (Photograph 35), to the larger, complex residences such as those located at 2901 (#38) (Photograph 34) and 3501 (#92) (Photograph 49) Drummond Street.

#### **Queen Anne and Free Classical Queen Anne (popular nationwide c.1880-1910)**

The Queen Anne style, not to be mistaken with house form or shape, is defined primarily by its distinctive patterns of decorative detailing. Common character-defining elements of the Queen Anne style include the avoidance of flat wall surfaces through the use of projecting bay windows and towers, and variations in wall texture. Porches are common, and door and window surrounds tend to be relatively simple. Entry doors often feature delicate decorative molding and a single glass set into the upper portion. Patterned shingles are oftentimes applied to gable ends. Four principal subtypes of the Queen Anne style include spindlework, Free Classic, Half-timbered, and patterned masonry.<sup>37</sup> Among the six (6) Queen Anne style residences within the South Drummond Street Neighborhood Historic District, five (5) reflect the Free Classical subtype.

The Free Classic mode of the Queen Anne style is characterized by its use of classical columns, rather than the delicate turned posts and spindle-work detailing of traditional Queen Anne stylist adornment. The pairing of porch support columns or posts is also common. Palladian windows and a dentiled cornice frequently occur on this subtype of the Queen Anne style.<sup>38</sup> The South

<sup>35</sup> *Ibid.*

<sup>36</sup> *Ibid.*

<sup>37</sup> *Ibid.*

<sup>38</sup> *Ibid.*

South Drummond Street Neighborhood Historic District

Warren, Mississippi

Name of Property

County and State

Drummond Street Neighborhood includes five resources reflecting variations of Free Classical Queen Anne. Among the best representations are 3120 Drummond Street (#63), constructed c.1910, and the c.1915 residence at 1227 Forrest Street (#100) (Photographs 43 and 51).

Among the rare architectural styles within the district are Spanish Colonial Revival, best represented by 3012 Drummond Street (#53); Mediterranean Revival, 3030 and 3034 Drummond Street (#57 and #58, Photograph 40); Prairie Style at 3100 Drummond Street (#62, Photograph 42); and Italian Renaissance at 1210 Mulvihill Street (#118, Photograph 50), among others. A unique Ranch House exhibiting Modern Movement influences is the c.1940 residence at 3323 Drummond Street (#83, Photograph 48).

### **Summary**

Among the 363 total number of resources, only 31 (8.8%) are non-contributing to the historic integrity of the Drummond Street Neighborhood Historic District. As a whole, the district retains a high degree of integrity of setting, location, feeling, association, materials, workmanship, and design. Few modern intrusions are located within the district. While alterations are evident on a high percentage of resources, the alterations do not significantly affect the overall feeling, design, or character-defining elements of the resource and the neighborhood as a whole. Furthermore, a number of the alterations and/or additions occurred prior to 1965 and reflect common evolutionary patterns typical of domestic architecture. Among the alterations observed include the application of vinyl or asbestos siding, the latter being a historic alteration. Porch enclosures are common. While some feature screening, others are enclosed with windows and walls to create additional interior space. Small-scale rear additions are apparent in large numbers. Finally, the addition of attached garages or carports, or the connection of existing garages to the main house via small breezeways or hyphens occurred in some instances.

The design of the distinct neighborhoods within the district illustrate evolutionary patterns of residential planning, and the rapid growth of Vicksburg's suburbs. Architectural types reflect national movements in housing design, as well as the continuance of grand architect-designed residences of the middle- to upper-class throughout the early-20<sup>th</sup> century. Further, architectural styles depict a range of popular stylistic trends during the period of significance (c.1890-1965).

Among the residential neighborhoods currently listed on the National Register within Vicksburg are the South Cherry Street Historic District, most noted for its collection of resources dating to Vicksburg's most impressive boom period between 1880 and 1910. Like the South Drummond Street Neighborhood, the Glenwood-Vicklan Historic District is comprised of popular early- to mid-20<sup>th</sup> century residential resources. However, the latter is a planned suburban subdivision farther from the city center that encouraged middle- to upper-class residents relying more heavily upon the automobile. In contrast, the South Drummond Street Neighborhood developments provided home ownership opportunities to a much larger demographic. The Grove Street-Jackson Street Historic District extends from 1830 to 1949 and is indicative of Vicksburg's early settlement and development. As such, the South Drummond Street Neighborhood Historic District is eligible at the local level as an exceptional collection of resources illustrating the



South Drummond Street Neighborhood Historic District  
Name of Property

Warren, Mississippi  
County and State

early- to mid-20<sup>th</sup> century expansion of the city of Vicksburg into nearby residential suburbs, providing a suburban experience to a range of demographics and income levels.

South Drummond Street Neighborhood Historic District  
Name of Property

Warren, Mississippi  
County and State

---

## 9. Major Bibliographical References

- Bell, Nancy. "Historic Resources of Vicksburg," National Register of Historic Preservation nomination, 1992.
- Brooks, Frank A., "Travelling by Trolley in Mississippi: Vicksburg," <http://misspreservation.com/2011/12/08/travelling-by-trolley-in-mississippi-vicksburg/>, 1983; accessed March 2015.
- City of Vicksburg GIS portal, online <http://www.vicksburg.org/self-service/gis-portal> accessed throughout the months of November 2014 and February 2015.
- Cotton, Gordon. "History of Warren County, Mississippi," 2014 Warren County official website, accessed November 2014; <http://www.co.warren.ms.us/History.php>
- Cotton, Gordon. *Images of America: Vicksburg Town and Country*, Arcadia Publishing, 2001.
- Grillis, Pamela Lea, *Vicksburg and Warren County: A History of People and Place*, Vicksburg: Dancing Rabbit Books, 1992.
- "History of Vicksburg," Vicksburg, Mississippi Government website, accessed November 2014; <http://www.vicksburg.org/index.php/history?showall=1&limitstart=>
- In and About Vicksburg: An Illustrated Guide Book to the City of Vicksburg, Mississippi*, the Gibraltar Publishing Company, 1890.
- Library of Congress, *The Sesquicentennial of Statehood: Mississippi*, An Exhibition of the Library of Congress, Washington DC: Library of Congress, 1967.
- McAlester, Virginia and Lee, *Field Guide to American Houses*, New York: Alfred A. Knopf, 2005.
- Mengis, Peggy, "Vicksburg City of History and Health Centers," the *Times-Picayune New Orleans State Magazine*; 29 January 1950.
- Mississippi Department of Archives and History, Historic Preservation Division, Survey and National Register of Historic Places Records.
- Sanborn Fire Insurance Maps. 1913, 1925, and 1949.
- Vicksburg City Directories, 1904, 1911, 1914, 1918, 1921, 1929, 1935, 1939, 1941, 1946, 1959.
- Vicksburg Foundation for Historic Preservation, *Vicksburg Historic Cultural Resource Survey Phase III*, 1990. Historic Resource Inventory Forms available at MDAH.

South Drummond Street Neighborhood Historic District  
Name of Property

Warren, Mississippi  
County and State

Vicksburg Foundation for Historic Preservation, *Vicksburg Historic Cultural Resource Survey Phase VII*, 2004. Historic Resource Inventory Forms available at MDAH.

Warren County Chancery Clerk, Plat Maps.

Warren County GIS online property records,  
<http://www.deltacomputersystems.com/MS/MS75/pappraisal.html> ; accessed during the months of December 2014 through March 2015.

---

**Previous documentation on file (NPS):**

- preliminary determination of individual listing (36 CFR 67) has been requested
- previously listed in the National Register
- previously determined eligible by the National Register
- designated a National Historic Landmark
- recorded by Historic American Buildings Survey # \_\_\_\_\_
- recorded by Historic American Engineering Record # \_\_\_\_\_
- recorded by Historic American Landscape Survey # \_\_\_\_\_

**Primary location of additional data:**

- State Historic Preservation Office
  - Other State agency
  - Federal agency
  - Local government
  - University
  - Other
- Name of repository: \_\_\_\_\_

**Historic Resources Survey Number (if assigned):** \_\_\_\_\_

South Drummond Street Neighborhood Historic District  
Name of Property

Warren, Mississippi  
County and State

---

## 10. Geographical Data

**Acreeage of Property** Approximately 120 acres

Use either the UTM system or latitude/longitude coordinates

### Latitude/Longitude Coordinates (decimal degrees)

Datum if other than WGS84: \_\_\_\_\_

- |                          |                        |
|--------------------------|------------------------|
| 1. Latitude: 32.333733°  | Longitude: -90.881536° |
| 2. Latitude: 32.333412°  | Longitude: -90.880989° |
| 3. Latitude: 32.332943°  | Longitude: -90.881106° |
| 4. Latitude: 32.332608°  | Longitude: -90.880663° |
| 5. Latitude: 32.332379°  | Longitude: -90.879691° |
| 6. Latitude: 32.331847°  | Longitude: -90.879763° |
| 7. Latitude: 32.331763°  | Longitude: -90.878495° |
| 8. Latitude: 32.331375°  | Longitude: -90.878320° |
| 9. Latitude: 32.331404°  | Longitude: -90.877622° |
| 10. Latitude: 32.329506° | Longitude: -90.876657° |
| 11. Latitude: 32.328845° | Longitude: -90.878423° |
| 12. Latitude: 32.327484° | Longitude: -90.879073° |
| 13. Latitude: 32.327106° | Longitude: -90.881336° |
| 14. Latitude: 32.323803° | Longitude: -90.882220° |
| 15. Latitude: 32.322974° | Longitude: -90.883196° |
| 16. Latitude: 32.322397° | Longitude: -90.883173° |
| 17. Latitude: 32.324384° | Longitude: -90.885821° |
| 18. Latitude: 32.324751° | Longitude: -90.886365° |

South Drummond Street Neighborhood Historic District  
Name of Property

Warren, Mississippi  
County and State

- |                          |                        |
|--------------------------|------------------------|
| 19. Latitude: 32.325898° | Longitude: -90.885166° |
| 20. Latitude: 32.326439° | Longitude: -90.886094° |
| 21. Latitude: 32.327119° | Longitude: -90.886272° |
| 22. Latitude: 32.327806° | Longitude: -90.885643° |
| 23. Latitude: 32.329235° | Longitude: -90.884467° |
| 24. Latitude: 32.329567° | Longitude: -90.883900° |
| 25. Latitude: 32.330189° | Longitude: -90.883054° |
| 26. Latitude: 32.330359° | Longitude: -90.883605° |
| 27. Latitude: 32.330680° | Longitude: -90.883330° |
| 28. Latitude: 32.331587° | Longitude: -90.882395° |
| 29. Latitude: 32.329567° | Longitude: -90.883900° |

**Verbal Boundary Description** (Describe the boundaries of the property.)

Roughly bounded by Bowmar Avenue and Yerger Street to the north; Oak Hill Street and Halls Ferry Road to the east; on the south by the rear property lines of lots fronting the south side of Polk Street; and on the west by the rear properties lines of lots fronting the west side of Second Street.

**Boundary Justification** (Explain why the boundaries were selected.)

The boundary of the South Drummond Street Neighborhood Historic District is drawn to include a contiguous collection of resources contributing to the architectural heritage and historic development of the neighborhood between c.1890 and 1965, with the least number of non-contributing resources.

South Drummond Street Neighborhood Historic District  
Name of Property

Warren, Mississippi  
County and State

---

### 11. Form Prepared By

name/title: Jaime L. Destefano, Principal Architectural Historian  
organization: History, Incorporated  
street & number: 1104A Fatherland Street  
city or town: Nashville state: TN zip code: 37206  
e-mail Jaime.Destefano@HistoryIncOnline.com  
telephone: 615-228-3888  
date: April 2015

---

### Additional Documentation

Submit the following items with the completed form:

- **Maps:** A **USGS map** or equivalent (7.5 or 15 minute series) indicating the property's location.
- **Sketch map** for historic districts and properties having large acreage or numerous resources. Key all photographs to this map.
- **Additional items:** (Check with the SHPO, TPO, or FPO for any additional items.)

South Drummond Street Neighborhood Historic District

Name of Property

Warren, Mississippi

County and State

**Photographs**

Name of Property: South Drummond Street Neighborhood Historic District

City or Vicinity: Vicksburg

County: Warren State: Mississippi

Photographer: Michelle Taylor, History, Incorporated

Date Photographed: November 19-22, 2014

- 1 of 66 Streetscape view along the north side of Division Street, facing northeast
- 2 of 66 Streetscape view along the north side of Division Street, facing west
- 3 of 66 Streetscape view along the east side of Drummond Street, facing northeast
- 4 of 66 Streetscape view along the west side of Drummond Street, facing southwest
- 5 of 66 Streetscape view along the east side of Drummond Street, facing southeast
- 6 of 66 Streetscape view along the west side of Drummond Street including addresses 3012, 3030, and 3034, facing northwest
- 7 of 66 Streetscape view along the east side of Drummond Street, facing southeast
- 8 of 66 View along a concrete sidewalk on the west side of Drummond Street, southwest
- 9 of 66 Streetscape view along the west side of Laurel Street, facing northwest
- 10 of 66 Streetscape view along the south side of Markham Street, facing west
- 11 of 66 View of sidewalk and steps along the southwest side of Mulvihill Street, facing southeast
- 12 of 66 View along the northeast side of Mulvihill Street, facing northwest
- 13 of 66 Streetscape view along the south side of National Street, facing southeast
- 14 of 66 Streetscape view along the north side of National Street, facing northeast
- 15 of 66 North side of National Street, east of Drummond Street, facing northeast

South Drummond Street Neighborhood Historic District

Warren, Mississippi  
County and State

<u>Name of Property</u>	
16 of 66	Streetscape view along Parkside Drive, facing southeast
17 of 66	Streetscape view along Parkside Drive, facing southeast
18 of 66	View of circle at end of Parkside Drive, facing southeast
19 of 66	Streetscape view along the south side of Parkway Drive, facing northwest
20 of 66	Streetscape view along the south side of Parkway Drive, facing southeast
21 of 66	View looking down the center of Polk Street, facing northwest
22 of 66	Streetscape view along the southwest side of Polk Street, facing southeast
23 of 66	View looking down the center of Prospect Street, facing northwest
24 of 66	View looking down the center of Prospect Street, facing northwest
25 of 66	Streetscape view along the north side of Prospect Street, facing northwest
26 of 66	Streetscape view along the west side of Second Street, facing north
27 of 66	Streetscape view along the east side of Short Cherry Street, facing southeast
28 of 66	Streetscape view along the west side of Short Cherry Street, facing northwest
29 of 66	Streetscape view along the northeast side of Wisteria Drive, facing east
30 of 66	Streetscape view along the southwest side of Wisteria Drive, facing northwest
31 of 66	1301 Division Street (#4a), façade (southwest elevation), facing northeast
32 of 66	Rear garage at 1307 Division Street (#7b), façade (south elevation), facing north
33 of 66	2815 Drummond Street (#34a), façade (west elevation), facing southeast
34 of 66	2901 Drummond Street (#38a), façade (west elevation), facing southeast
35 of 66	2917 Drummond Street (#44), façade (west elevation), facing southeast
36 of 66	2921 Drummond Street (#46), façade (west elevation), facing southeast
37 of 66	3000 Drummond Street (#48), façade (east elevation), facing northwest
38 of 66	3012 Drummond Street (#53), façade (east elevation), facing northwest



South Drummond Street Neighborhood Historic District  
Name of Property

Warren, Mississippi  
County and State

- 39 of 66 3013 Drummond Street (#54), façade (west elevation), facing southeast
- 40 of 66 3030 and 3034 Drummond Street (#57 and #58), façades (east elevations), facing northwest
- 41 of 66 3038 Drummond Street (#60), northeast oblique, facing southwest
- 42 of 66 3100 Drummond Street (#62), northeast oblique, facing southwest
- 43 of 66 3120 Drummond Street (#63), façade (east elevation), facing northwest
- 44 of 66 3205 Drummond Street (#69), façade (west elevation), facing southeast
- 45 of 66 3208 Drummond Street (#71), façade (east elevation), facing northwest
- 46 of 66 3220 Drummond Street (#72), façade (east elevation), facing northwest
- 47 of 66 3229 Drummond Street (#75), façade (west elevation), facing southeast
- 48 of 66 3323 Drummond Street (#83), façade (south elevation), facing northwest
- 49 of 66 3501 Drummond Street (#92), façade (west elevation), facing southeast
- 50 of 66 1210 and 1212 Forrest Street (#93), façade (north elevation), facing south
- 51 of 66 1227 Forrest Street (#97), façade (southwest elevation), facing northeast
- 52 of 66 1021 Markham Street (#114), façade (southwest elevation), facing northeast
- 53 of 66 1210 Mulvihill Street (#118), facade (northeast elevation), facing southwest
- 54 of 66 1211 Mulvihill Street (#119), façade (south elevation), facing north
- 55 of 66 1216 Mulvihill Street (#120), façade (northeast elevation), facing southwest
- 56 of 66 1306 Mulvihill Street (#124), façade (northeast elevation), facing southwest
- 57 of 66 1212 National Street (#151), façade (north elevation), facing southwest
- 58 of 66 1233 National Street (#156), façade (south elevation), facing north
- 59 of 66 1448 Parkside Drive (#158), façade (east elevation), facing west
- 60 of 66 1449 Parkside Drive (#159), façade (southwest elevation), facing northeast

South Drummond Street Neighborhood Historic District

Warren, Mississippi  
County and State

Name of Property

- |          |  |
|----------|--|
| 61 of 66 | 1130 Polk Street (#191), façade (east), facing west                        |
| 62 of 66 | 1306 Prospect Street (#209), northeast oblique, facing southwest           |
| 63 of 66 | 1406 Wisteria Drive (#267), façade (northeast), facing southwest           |
| 64 of 66 | 1417 Wisteria Drive (#277), façade (west), facing east                     |
| 65 of 66 | 1431 Wisteria Drive (#296), façade (northeast elevation), facing southwest |
| 66 of 66 | 2901 Yerger Street (#306), façade (east elevation), facing northwest       |

**Paperwork Reduction Act Statement:** This information is being collected for applications to the National Register of Historic Places to nominate properties for listing or determine eligibility for listing, to list properties, and to amend existing listings. Response to this request is required to obtain a benefit in accordance with the National Historic Preservation Act, as amended (16 U.S.C. 460 et seq.).

**Estimated Burden Statement:** Public reporting burden for this form is estimated to average 100 hours per response including time for reviewing instructions, gathering and maintaining data, and completing and reviewing the form. Direct comments regarding this burden estimate or any aspect of this form to the Office of Planning and Performance Management, U.S. Dept. of the Interior, 1849 C. Street, NW, Washington, DC.

United States Department of the Interior  
National Park Service

National Register of Historic Places  
Continuation Sheet

South Drummond Street Neighborhood  
Historic District

Name of Property  
Warren County, Mississippi  
County and State

Name of multiple listing (if applicable)

Section number Section 10 Page 1



United States Department of the Interior  
National Park Service

National Register of Historic Places  
Continuation Sheet

South Drummond Street Neighborhood

Name of Property

Warren County, MS

County and State

Name of multiple listing (if applicable)

Section number      Figures      Page      2

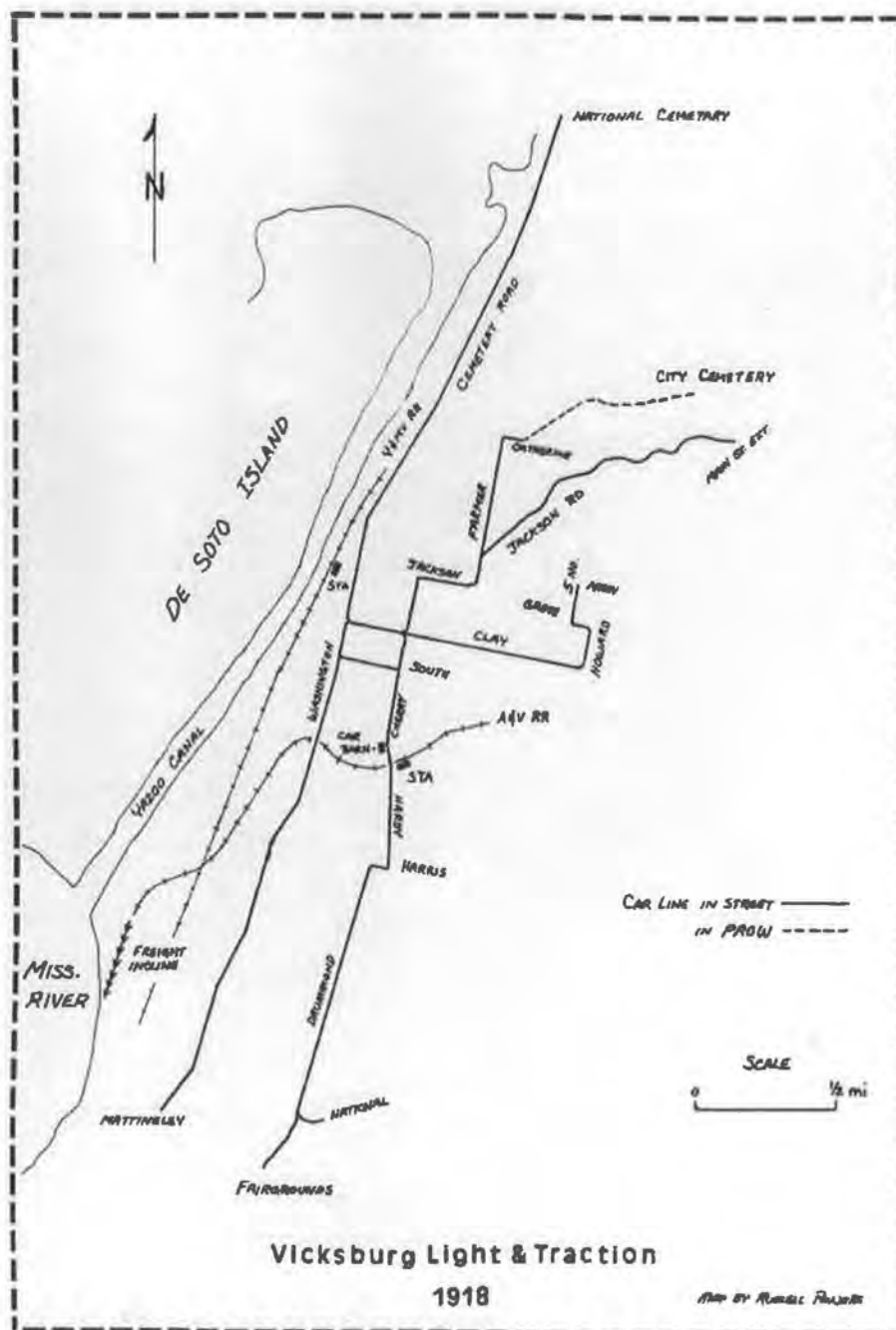


Figure 1. Map of Street Car Line  
Source: "Travelling by Trolley in Mississippi: Vicksburg"

United States Department of the Interior  
National Park Service

National Register of Historic Places  
Continuation Sheet

South Drummond Street Neighborhood
Name of Property
Warren County, MS
County and State
Name of multiple listing (if applicable)

Section number      Figures      Page      3     




Figure 2. Plat of the Southside Land Company's Subdivision, 1906  
Plat Book 69, Pages 154-155

United States Department of the Interior  
National Park Service

South Drummond Street Neighborhood

Name of Property  
Warren County, MS

County and State

Name of multiple listing (if applicable)

### National Register of Historic Places Continuation Sheet

Section number        Figures        Page        4       

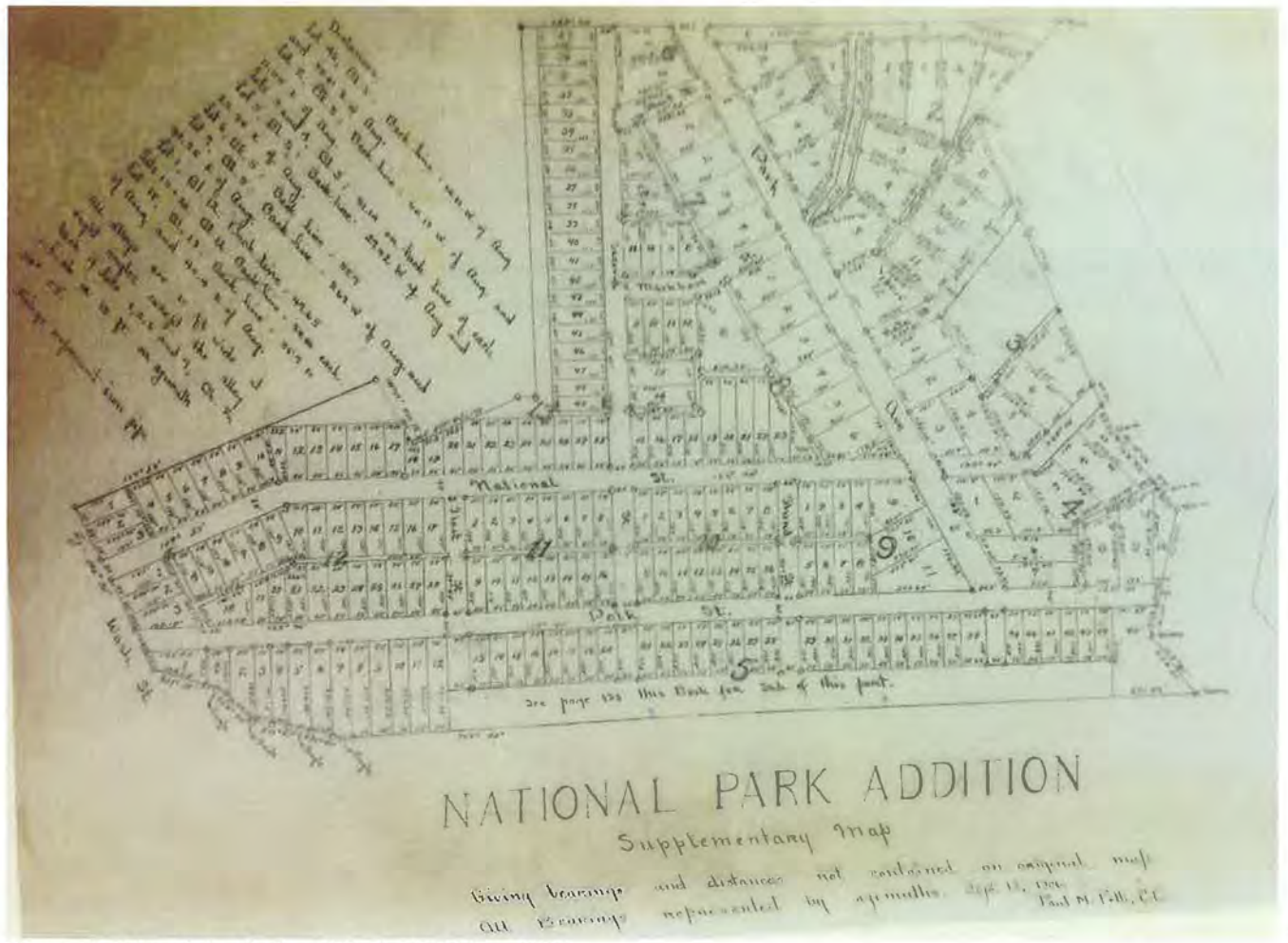


Figure 3. Plat of the National Park Addition, 1906  
Plat Book 69, Pages 152-153

United States Department of the Interior  
National Park Service

National Register of Historic Places  
Continuation Sheet

South Drummond Street Neighborhood
Name of Property
Warren County, MS
County and State
Name of multiple listing (if applicable)

Section number \_\_\_\_\_ Figures \_\_\_\_\_ Page 5



Figure 4. Plat of the Prospect Place Subdivision, c.1920  
Plat Book 116, Page 7

United States Department of the Interior  
National Park Service

National Register of Historic Places  
Continuation Sheet

South Drummond Street Neighborhood
Name of Property
Warren County, MS
County and State
Name of multiple listing (if applicable)

Section number \_\_\_\_\_ Figures \_\_\_\_\_ Page 6

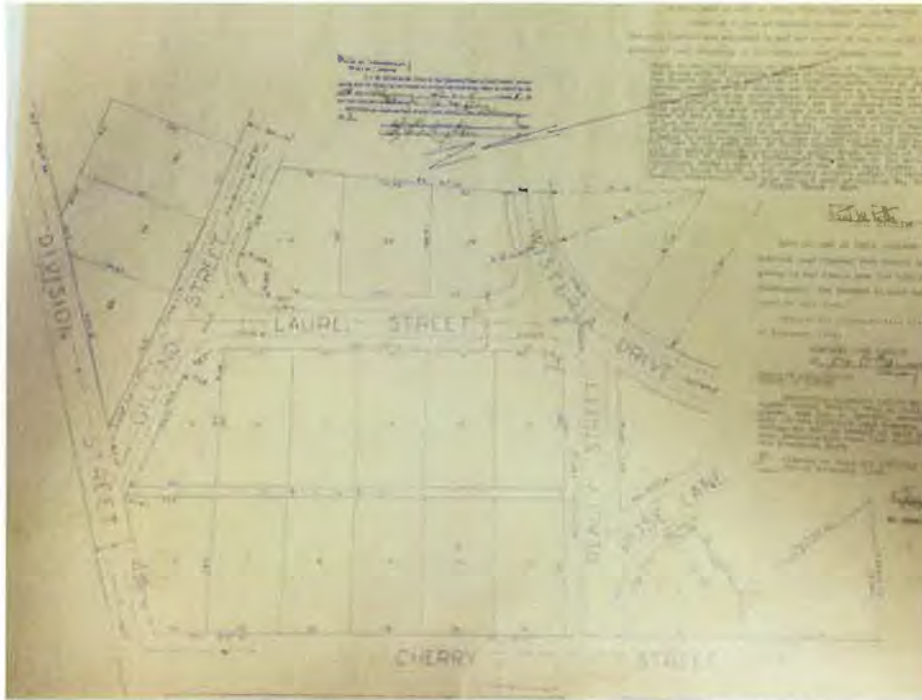


Figure 5. Plat of the Parkside Land Company Survey, 1939  
Plat Book 116, Page 171



Figure 6. Plat of the Parkside Land Company Re-Survey, 1941  
Plat Book 116, Page 184



United States Department of the Interior  
National Park Service

National Register of Historic Places  
Continuation Sheet

South Drummond Street Neighborhood

Name of Property  
Warren County, MS

County and State

Name of multiple listing (if applicable)

Section number      Figures      Page      7     

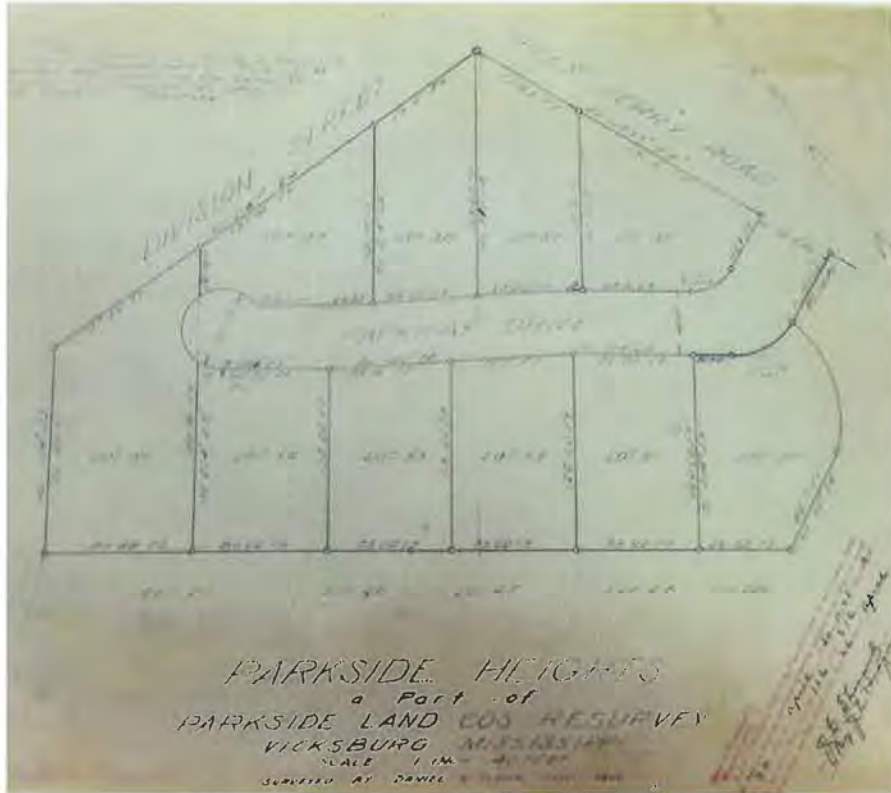


Figure 7. Parkside Heights Plat, 1950  
Plat Book 116, Page 216, Slide 176-A



**HOUSING**

Five or six new subdivisions have sprung up, and attractive, individually owned homes nestle in the hills and valleys around the city. There is hardly a street in Vicksburg where there are no new buildings going up

Figure 8. Circa 1950 Photograph of New "Modern" Subdivisions in Vicksburg  
Source: "Vicksburg City of History and Health Centers," the *Times-Picayune New Orleans State Magazine*

**United States Department of the Interior  
National Park Service**

**National Register of Historic Places  
Continuation Sheet**

South Drummond Street Neighborhood
Name of Property
Warren County, MS
County and State
Name of multiple listing (if applicable)

Section number \_\_\_\_\_ Figures \_\_\_\_\_ Page 8

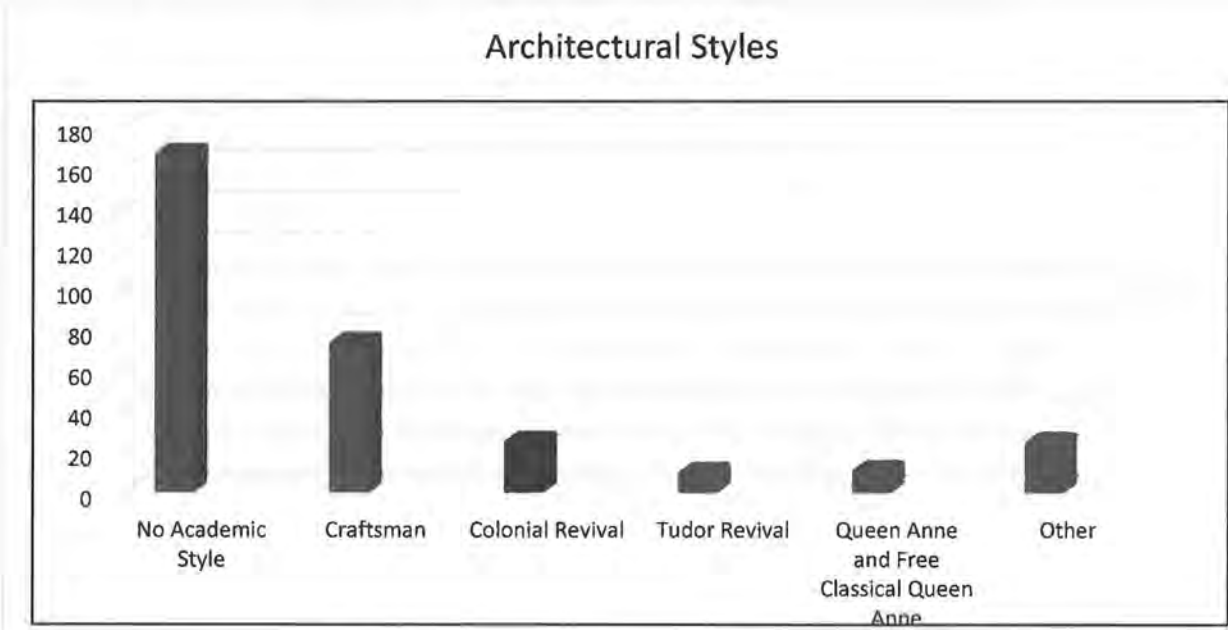


Figure 9. Breakdown of Residential Resources by Architectural Styles



DRIVE CARE



STOP

ALL WAY

1317

















**Leech**  
601-638-5947  
NINA ROCCO  
601-415-4503

Equal Opportunity  
MAY 2003









GREG PELTZ  
CIRCUIT CLERK

AA7 225







1207





































1301





2815









BERKLEY



3012



















3220

3220





3229

3229







1210

1210

FOR SALE

885-196

1149



FOR SALE

























1000  
1000













UNITED STATES DEPARTMENT OF THE INTERIOR  
NATIONAL PARK SERVICE

NATIONAL REGISTER OF HISTORIC PLACES  
EVALUATION/RETURN SHEET

REQUESTED ACTION: NOMINATION

PROPERTY NAME: South Drummond Street Neighborhood Historic District

MULTIPLE NAME:

STATE & COUNTY: MISSISSIPPI, Warren

DATE RECEIVED: 8/14/15      DATE OF PENDING LIST: 9/09/15  
DATE OF 16TH DAY: 9/24/15      DATE OF 45TH DAY: 9/29/15  
DATE OF WEEKLY LIST:

REFERENCE NUMBER: 15000667

REASONS FOR REVIEW:

APPEAL: N    DATA PROBLEM: N    LANDSCAPE: N    LESS THAN 50 YEARS: N  
OTHER: N    PDIL: N    PERIOD: N    PROGRAM UNAPPROVED: N  
REQUEST: Y    SAMPLE: N    SLR DRAFT: N    NATIONAL: N

COMMENT WAIVER: N

ACCEPT     RETURN     REJECT    9-28-2015 DATE

ABSTRACT/SUMMARY COMMENTS:

RECOM./CRITERIA Accept ABC  
REVIEWER J. Crabtree      DISCIPLINE \_\_\_\_\_  
TELEPHONE \_\_\_\_\_      DATE \_\_\_\_\_

DOCUMENTATION see attached comments Y/~~N~~ see attached SLR Y/~~N~~

If a nomination is returned to the nominating authority, the nomination is no longer under consideration by the NPS.



HISTORIC PRESERVATION  
Jim Woodrick, director  
PO Box 571, Jackson, MS 39205-0571  
601-576-6940 • Fax 601-576-6955  
mdah.state.ms.us

August 7, 2015

Mr. Paul Loether  
Program Director, National Register of Historic Places  
National Park Service  
1201 Eye Street, NW (2280)  
Washington, D.C. 20005

RECEIVED 2280  
AUG 14 2015  
Nat. Register of Historic Places  
National Park Service

Dear Mr. Loether:

We are pleased to enclose the nomination form and supporting documents to nominate the following properties to the National Register of Historic Places:

South Drummond Street Neighborhood Historic District, Vicksburg, Warren County

The property was approved for nomination by the Mississippi National Register Review Board at its meeting on July 16, 2015.

We trust you will find the enclosed materials in order and will let us hear from you at your convenience.

Sincerely,

A handwritten signature in black ink that reads "Katie Blount". The signature is written in a cursive, flowing style.

Katie Blount  
State Historic Preservation Officer

By: William M. Gatlin

National Register Coordinator