



UNITED STATES DEPARTMENT OF THE INTERIOR  
NATIONAL PARK SERVICE

NATIONAL REGISTER OF HISTORIC PLACES

PROPERTY PHOTOGRAPH FORM

(Type all entries - attach to or enclose with photograph)

STATE Connecticut	
COUNTY Hartford	
FOR NPS USE ONLY	
ENTRY NUMBER 70.10.06.0004	DATE 10/6/70

SEE INSTRUCTIONS

1. NAME

COMMON: Wadsworth Atheneum

AND/OR HISTORIC: Wadsworth Atheneum

2. LOCATION

STREET AND NUMBER:

25 Atheneum Square, North

CITY OR TOWN:

Hartford

STATE:

Connecticut

CODE

06

COUNTY

Hartford

CODE

003

3. PHOTO REFERENCE

PHOTO CREDIT: Herbert C. Darbee

DATE OF PHOTO: March 2, 1970


NEGATIVE FILED AT:

Connecticut Historical Commission, 75 Elm Street, Hartford, Connecticut

4. IDENTIFICATION

DESCRIBE VIEW, DIRECTION, ETC.

View of the facade from the West.



A black and white photograph of the Wadsworth Athenaeum building facade. The building is constructed of stone and features two prominent square towers on either side of a central entrance. Each tower has a crenellated top and a narrow, vertical Gothic window. The central entrance is a large, pointed Gothic archway with intricate tracery. Above the archway, the text "1842. WADSWORTH ATHENEUM." is carved into the stone. Bare tree branches are visible in the foreground, partially obscuring the view of the building.

1842.  
WADSWORTH ATHENEUM.

UNITED STATES DEPARTMENT OF THE INTERIOR  
NATIONAL PARK SERVICE


NATIONAL REGISTER OF HISTORIC PLACES  
PROPERTY PHOTOGRAPH FORM

(Type all entries - attach to or enclose with photograph)

STATE Connecticut	
COUNTY Hartford	
FOR NPS USE ONLY	
ENTRY NUMBER 70,10,06,0004	DATE 10/6/70

SEE INSTRUCTIONS

1. NAME		
COMMON: Wadsworth Atheneum		
AND/OR HISTORIC: Wadsworth Atheneum		
2. LOCATION		
STREET AND NUMBER: 25 Atheneum Square, North		
CITY OR TOWN: Hartford		
STATE: Connecticut	CODE 06	COUNTY: Hartford
3. PHOTO REFERENCE		
PHOTO CREDIT: herbert C. Darbee		
DATE OF PHOTO: March 2, 1970		
NEGATIVE FILED AT: Connecticut Historical Commission, 75 Elm Street, Hartford, Connecticut		
4. IDENTIFICATION		
DESCRIBE VIEW, DIRECTION, ETC.  The central window above the entrance, West facade.		







UNITED STATES DEPARTMENT OF THE INTERIOR  
NATIONAL PARK SERVICE


NATIONAL REGISTER OF HISTORIC PLACES  
PROPERTY PHOTOGRAPH FORM

(Type all entries - attach to or enclose with photograph)

STATE Connecticut	
COUNTY Hartford	
FOR NPS USE ONLY	
ENTRY NUMBER 70.10.06.0004	DATE 10/6/70

SEE INSTRUCTIONS

1. NAME			
COMMON: Wadsworth Atheneum			
AND/OR HISTORIC: Wadsworth Atheneum			
2. LOCATION			
STREET AND NUMBER: 25 Atheneum Square, North			
CITY OR TOWN: Hartford			
STATE: Connecticut	CODE 06	COUNTY: Hartford	CODE 003
3. PHOTO REFERENCE			
PHOTO CREDIT: Herbert C. Darbee			
DATE OF PHOTO: March 2, 1970			
NEGATIVE FILED AT: Connecticut Historical Commission, 75 Elm Street, Hartford Connecticut			
4 IDENTIFICATION			
DESCRIBE VIEW, DIRECTION, ETC.  Entrance porch and the door, West facade.			





UNITED STATES DEPARTMENT OF THE INTERIOR  
NATIONAL PARK SERVICE

NATIONAL REGISTER OF HISTORIC PLACES  
PROPERTY PHOTOGRAPH FORM

(Type all entries - attach to or enclose with photograph)

STATE <b>CONNECTICUT</b>	
COUNTY <b>HARTFORD</b>	
FOR NPS USE ONLY	
ENTRY NUMBER <b>70.10.06.0004</b>	DATE <b>10/6/70</b>

SEE INSTRUCTIONS

<b>1. NAME</b>			
COMMON: <b>Wadsworth Atheneum</b>			
AND/OR HISTORIC: <b>Wadsworth Atheneum</b>			
<b>2. LOCATION</b>			
STREET AND NUMBER: <b>25 Atheneum Square, North</b>			
CITY OR TOWN: <b>Hartford</b>			
STATE: <b>Connecticut</b>	CODE <b>06</b>	COUNTY: <b>Hartford</b>	CODE <b>003</b>
<b>3. PHOTO REFERENCE</b>			
PHOTO CREDIT: <b>Herbert C. Darbee</b>			
DATE OF PHOTO: <b>March 2, 1970</b>			
NEGATIVE FILED AT: <b>Connecticut Historical Commission, 75 Elm Street, Hartford, Connecticut</b>			
<b>4. IDENTIFICATION</b>			
DESCRIBE VIEW, DIRECTION, ETC.  View of the building from the northwest showing battlements towers, and narrow vertical windows of the North side and the West facade.			

