

1438

United States Department of the Interior National Park Service

RECEIVED AUG 14 1990

National Register of Historic Places Registration Form

NATIONAL REGISTER

This form is for use in nominating or requesting determinations of eligibility for individual properties or districts. See instructions in Guidelines for Completing National Register Forms (National Register Bulletin 16). Complete each item by marking "x" in the appropriate box or by entering the requested information. If an item does not apply to the property being documented, enter "N/A" for "not applicable." For functions, styles, materials, and areas of significance, enter only the categories and subcategories listed in the instructions. For additional space use continuation sheets (Form 10-900a). Type all entries.

1. Name of Property

historic name Collingswood Residential Historic District

other names/site number

2. Location Collings Ave., Park Ave., and Browning Rd. surrounding and including Knight

street & number Park; Park Ave. between Collings Ave. and Dayton; por- NA not for publication

city, town Collingswood/ tions of Lakeview Dr., Maple and Allen (see vicinity below)

state New Jersey code 34 county Camden code 007 zip code 08108

Lanes, Colford, Bettlewood, and Eldridge Aves.

3. Classification

Ownership of Property

- X private
X public-local
public-State
public-Federal

Category of Property

- building(s)
X district
site
structure
object

Number of Resources within Property

Table with 2 columns: Contributing, Noncontributing. Rows for buildings, sites, structures, objects, Total.

Name of related multiple property listing:

N/A

Number of contributing resources previously listed in the National Register 1

4. State/Federal Agency Certification

As the designated authority under the National Historic Preservation Act of 1966, as amended, I hereby certify that this X nomination request for determination of eligibility meets the documentation standards for registering properties in the National Register of Historic Places and meets the procedural and professional requirements set forth in 36 CFR Part 60. In my opinion, the property X meets does not meet the National Register criteria. See continuation sheet.

Signature of certifying official

Assistant Commissioner for Natural & Historic Resources/DSHPO

State or Federal agency and bureau

Date

8/8/90

In my opinion, the property meets does not meet the National Register criteria. See continuation sheet.

Signature of commenting or other official

Date

State or Federal agency and bureau

5. National Park Service Certification

I hereby, certify that this property is:

- X entered in the National Register.
See continuation sheet.
determined eligible for the National Register. See continuation sheet.
determined not eligible for the National Register.
removed from the National Register.
other, (explain):

Entered in the National Register

Signature of the Keeper

Date of Action 9/13/90

Signature of the Keeper

Date of Action

6. Function or Use

Historic Functions (enter categories from instructions)

Current Functions (enter categories from instructions)

Domestic
Social
Landscape
Religion

Domestic
Social
Landscape
Religion

7. Description

Architectural Classification
(enter categories from instructions)

Materials (enter categories from instructions)

Colonial Revival
Bungalow/Craftsman
Queen Anne

foundation masonry
walls wood
brick
roof asphalt
other wooden porches

Describe present and historic physical appearance.

Collingswood, New Jersey, is a two-square-mile borough in Camden County located adjacent to Woodlynne and the City of Camden on its west. Haddon Avenue, formerly the Camden and Haddonfield Turnpike, traverses the borough, forming its "main street" and leading to Westmont and Haddonfield to the east. The borough is bounded by the Cooper River to the north and Newton Lake to the south. The district itself is irregular in shape, its boundaries engulfing several enclaves of resources that together describe Collingswood's development into a residential suburb of Camden and Philadelphia. This district contains contiguous, relatively intact and well-preserved markers of this residential development and in no way negates the presence of other resources scattered throughout the borough that share in this history. The distinct enclaves within the district include: Park Avenue, a small district of Queen Anne architecture; Knight Park, a triangular 61-acre landscaped site; the predominantly early-twentieth-century parkside housing; and Merrick Villa, a bungalow colony. The commercial expanse of Haddon Avenue is a separate historic district set apart from the residential district by the modern railroad that parallels Haddon Avenue. With few exceptions, such as the Federal-style Collings-Knight Homestead, the buildings in the district reflect late-nineteenth and primarily early-twentieth-century architectural styles. Approximately 12% of the resources date from pre-1900, 39% from 1900-1919, 36% from 1920-1941, and 13% from post-1941. Typically, the buildings are not high style, but rather vernacular interpretations of the Queen Anne and Colonial Revival or representatives of this century's "Comfortable House" movement. (See Statement of Significance.) As a whole, the integrity level of the Collingswood Historic District is high. District boundaries were defined to minimize the intrusion of non-contributing resources. Many buildings have undergone some degree of alterations, residing, porch and window replacements being the most common. However, of the 162 resources in the district, 136 or 84% are contributing, and one, the Collings-Knight House, is individually listed in the National Register.

8. Statement of Significance

Certifying official has considered the significance of this property in relation to other properties:

nationally statewide locally

Applicable National Register Criteria A B C D

Criteria Considerations (Exceptions) A B C D E F G N/A

Areas of Significance (enter categories from instructions)

Community Planning and Development
Architecture
Landscape Architecture

Period of Significance

1868-1940

Significant Dates

1871
1888
1893
c. 1900

Cultural Affiliation

N/A

Significant Person

N/A

Architect/Builder

Patterson, Walter L.
Doughty, Andrew K. H.
(continued)

State significance of property, and justify criteria, criteria considerations, and areas and periods of significance noted above.

The advent of the railroad made suburbanization a New Jersey and national phenomenon. With proximity to two major industrial and commercial cities, New York and Philadelphia, New Jersey was destined to develop "bedroom communities" linked to urban centers first by railroads, then by automobiles. Collingswood, located approximately ten miles from Philadelphia, was to become one of hundreds of New Jersey communities and several Camden County municipalities to be transformed from farmland to suburb. While boasting a rich history of early settlement, Collingswood's most distinctive characteristics stem from its late-nineteenth and primarily early-twentieth-century development into a residential community. The landmarks of this settlement, which include a substantial landscaped park, represent a well-preserved collection of resources assembled over a relatively short period of time. As a district, they document a history of suburbanization, thereby meriting significance in the context of community development in addition to architecture and landscape architecture.

Detailed accounts of Collingswood's initial settlement and early history have been documented extensively in Prowell's History of Camden County, New Jersey (1886); Heston's South Jersey, A History 1664-1924 (1924); and Bancroft's The Collingswood Story (1965). The area's first settlers were Irish Quakers, who in 1677 founded a colony in a 1600-acre area of West Jersey province known as the "Irish Tenth," which encompassed parts of Collingswood, Haddonfield, Camden, and Haddon Township. Their pioneering settler was Robert Zane, the first of many generations of Zanes to shape Collingswood. Zane was followed by other colonists -- William Bates, Thomas Thackara, Mark Newbie, Thomas Sharp, and George Goldsmith -- who together established the Newton Colony. Much of the land that Zane originally held was to be developed into Collingswood at a much later date.

The first settlers built their houses along the Newton Creek, where they typically engaged in milling industries, and laid out roads along old Indian paths. Two of the earlier roads were Haddon Avenue (the Haddonfield and Camden Turnpike), maintained as a toll road from Cooper's Ferry to Haddonfield by 1847, and Collings Avenue, which in 1767 linked the settlers' meetinghouse with Haddon Avenue.

The eighteenth-century development of Newton was minimal as was much of the nineteenth-century development of what was to become Collingswood. Large portions of the land remained in the Zane and then Collings families upon the marriage of Robert Zane's granddaughter to Richard Collings. In the nineteenth century, various boundary and jurisdiction realignments placed Collingswood in Haddon Township, Camden County, before it was to be incorporated as a borough in 1888. Up until the 1880s and even the '90s, the land

See continuation sheet

9. Major Bibliographical References

Previous documentation on file (NPS):

- preliminary determination of individual listing (36 CFR 67) has been requested
- previously listed in the National Register
- previously determined eligible by the National Register
- designated a National Historic Landmark
- recorded by Historic American Buildings Survey # _____
- recorded by Historic American Engineering Record # _____

See continuation sheet

Primary location of additional data:

- State historic preservation office
- Other State agency
- Federal agency
- Local government
- University
- Other

Specify repository: _____

10. Geographical Data

Acreeage of property 104 acres Camden NJ-PA Quad

UTM References

A

1	8
---	---

4	9	2	9	0	0
---	---	---	---	---	---

4	4	1	8	5	8	0
---	---	---	---	---	---	---

Zone Easting Northing

C

1	8
---	---

4	9	4	0	0	0
---	---	---	---	---	---

4	4	1	7	8	6	0
---	---	---	---	---	---	---

B

1	8
---	---

4	9	4	0	6	0
---	---	---	---	---	---

4	4	1	8	0	4	0
---	---	---	---	---	---	---

Zone Easting Northing

D

1	8
---	---

4	9	3	0	4	0
---	---	---	---	---	---

4	4	1	7	0	7	0
---	---	---	---	---	---	---

See continuation sheet

Verbal Boundary Description

See continuation sheet

Boundary Justification

See continuation sheet

11. Form Prepared By

name/title Carol A. Benenson, M.S.
organization Kise Franks & Straw date Sept. 30, 1988; revised Feb. 6, 1989; Oct. 27, 1989
street & number 219 North Broad Street telephone (215) 561-1050
city or town Philadelphia state PA zip code 19107

United States Department of the Interior
National Park Service

National Register of Historic Places Continuation Sheet

Section number 8 Page 2

Collingswood Residential HD, Collingswood
Borough, Camden County, NJ

Architect/Builder Continued

Stephen, Thomas
Simon, Edward P.
Robbins, Jeremiah
Egerton, Alfred R.
Jefferis, Joshua C.
Adams, Alex M.

United States Department of the Interior
National Park ServiceNational Register of Historic Places
Continuation SheetSection number 7 Page 2 Collingswood Residential HD, Collingswood
Borough, Camden County, NJ**Park Avenue/Queen Anne District**

Park Avenue between Collings and Dayton Avenues contains a relatively intact collection of late Queen Anne-style houses and the Gothic Revival stone church erected for the Methodists. This block was part of a development laid out as building lots in 1886 by Richard T. Collings' Collingswood Real Estate Company. Nearly all the Park Avenue houses were built between 1886 and 1905 and display designs common to pattern books and builders' plans. Representatives of the Queen Anne architecture include 514, 634, 637, and 643 Park Avenue, and 203 and 205 Lakeview Drive. These two Lakeview Drive houses are included in the district because they are contiguous to and of the same design as 514 Park Avenue, all of which were built by Walter L. Patterson.

While gesturing towards the Queen Anne with their use of diverse cladding materials, e.g., clapboards and shingles, multi-light windows, polygonal bays, turrets, and bargeboards, several dwellings also depict the influence of the Colonial Revival on the suburban house. This influence is seen in the prevalence of Palladian windows and porches with Doric columns and pedimented entries. Good examples of this transitional Queen Anne/Colonial Revival Style include 610 Park Avenue, designed by architect Thomas Stephen and constructed by builder Walter L. Patterson, and 510, 613, and 626-28 Park Avenue. A Methodist Church has been located at the corner of Dayton since 1887. The existing Gothic Revival granite church and Sunday School were erected in 1932 by Philadelphia architect Edward P. Simon after fire destroyed the 1903 stone church. The crenellated stone tower survives from the 1903 building. Adjacent to the church is an Arts and Crafts-style stone parsonage, erected in 1916 by builder Jeremiah Robbins on the site of the earlier Moses and King-designed frame parsonage, which is still standing at 314 Dayton Avenue.

Knight Park

Knight Park is a 61-acre park occupying a triangular site formed by Collings Avenue, Browning Road, and Park Avenue. The park was originally designed in 1887, then improved circa 1896-1906 by Alfred R. Egerton, a Philadelphia civil engineer and landscape architect. His work called for the laying of drainage tile and new roads, regrading of the field to break its flatness, the sodding of road sides, and the seeding of lawns. He also created the lakes, or ponds, which were used for rowboats and a bridge which has since been replaced by a utilitarian wooden structure. The park contains a system of connecting paved and unpaved paths, designated tree species, and four baseball fields. Buildings include a circa 1888 two-story frame house erected by Andrew K.H. Doughty as a superintendent's residence and club house and a circa 1920 pavilion that replaced the original one also built by Doughty in 1888. In addition, Knight Park contains a stone memorial at each corner of its triangular site.

United States Department of the Interior
National Park ServiceNational Register of Historic Places
Continuation SheetSection number 7 Page 3 Collingswood Residential HD, Collingswood
Borough, Camden County, NJ

Parkside Houses

The parkside houses are those fronting Collings Avenue, Browning Road, and Park Avenue. Most of these houses were built between 1910 and 1925 in a variety of "Comfortable House" styles that are typical of early-twentieth-century middle class suburbs. These styles are the American Four Square, Colonial Revival, Dutch Colonial Revival, Bungalow, and Cottage. Park Avenue contains the most densely concentrated collection of this building type. These houses are typically of frame construction (often resided), built upon stone or rusticated cast stone foundations. Porches are common as are Palladian windows, diamond-paned sash, and dormers. A few brick houses dating from the 1920s were erected near the Browning Road intersection.

Browning Road contains a heterogenous mix of building styles ranging from the "Comfortable House" types seen near the Park Avenue intersection to some of the borough's grandest high style late-Queen Anne and Colonial Revival houses towards Collings Avenue. These houses of individual merit, all built circa 1903, include the William C. Lore Residence (422) with its stuccoed and half-timbered third story; the James E. Taylor Residence (426), of note for its turret with Corinthian columns; and the S. Canning Childs Residence (428), a Colonial Revival orange brick house. The circa 1915 brick house at 500 Browning Road stands out as the most ornate example of Georgian Revival architecture in the district, earning this distinction with its 2-story pedimented portico.

Collings Avenue also contains a mix of architectural styles. The oldest and most individually significant is the 1824 Collings-Knight Homestead, a brick Federal-style building listed in the National Register. Also dating from the pre-suburban era are two Italianate frame houses at 212 and 218 Collings Avenue. Lining the rest of the streetscape are various Colonial Revival and bungalow "Comfortable House" types, the latter being part of the Merrick Villa colony, and an American Four Square house designed by architect Joshua C. Jefferis in 1911 (430 Collings Avenue). The large intrusion created by the circa 1960 high school is excluded from the district.

United States Department of the Interior
National Park Service

National Register of Historic Places Continuation Sheet

Section number 7 Page 4

Collingswood Residential HD, Collingswood
Borough, Camden County, NJ

Merrick Villa

Merrick Villa is a small bungalow colony developed in the 1910s by Howard L. Merrick, who sited these houses around the "Manor House," an 1801 villa which was subsequently demolished and replaced with smaller residences. This development encompasses a one-block section of Collings Avenue between Bettewood and Colford Avenues, with several small lanes such as Maple and Allen winding through to Eldridge. The small cottages and bungalows, primarily of frame and stone construction, express the rustic character of the bungalow within a picturesque, almost resort setting that gives it a special identity within the district.

PARK AVENUE**510**

c.1895. 2 1/2-story gambreled Queen Anne/Colonial Revival-style house, masonry foundation, clapboarded first floor, staggered and coursed wood shingles in gambrel. Front porch: Doric columns, stick balustrade, turned newel posts, box cornice. Off-center entrance with paneled door, glazed and paneled sidelights. Flanking leaded glass elliptical bull's eye window and tripartite window. Second floor single 1/1 double hung windows, semi-lunette under gambrel peak. Side gambrel wall dormers. Asphalt gambrel roof. c.1920 clapboarded gambrel-roofed guest cottage and attached garage with sliding doors. - *Contributing*.

514 (same basic design as 203 and 205 Lakeview Drive)

Built 1898. Walter L. Patterson, builder. 2 1/2-story Queen Anne-style house, scored stucco foundation, asbestos shingles above. Wraparound porch: Doric columns, stick balustrade, box cornice. Off-center entrance with glazed and paneled door, glazed and paneled sidelights. Leaded glass elliptical bull's eye window to one side, single 1/1 double hung windows to the other. Polygonal bay topped by pedimented dormer with Palladian sash above entrance bay; two-story turret with slate-shingled bell roof at corner. Windows 1/1 double hung, slate gambrel roof, box cornice. Frame single-port garage. - *Contributing*.

602

c.1886. A.K.H. Doughty, builder. 2 1/2-story gabled L-shaped Carpenter Gothic-style house. Stone and partial rusticated cast stone foundation, clapboarded above. Wraparound porch: Doric columns, stick balustrade. Side entrance; multi-paned glazed door and sidelights. 2/2 double hung windows, entablature lintels, paneled first floor shutters, louvered above. Gingerbread bargeboard and brackets. Asphalt roof. Side polygonal bay. c.1920 1-story clapboarded garage with swinging glazed and matchboard doors. - *Contributing*.

604A, 604B

c.1886. A.K.H. Doughty, builder. 2 1/2-story, gabled T-shaped house. Converted into duplex c.1910s with first floor front and porch alterations. Partial stuccoed brick and partial rusticated cast stone foundation, vinyl siding above. Side, transomed and sidelighted entrances with glazed doors. Mission-style reeded square columns, central enclosed porch. Upper floors 2/2 double hung sash. Slate gabled roof. Hip-roofed clapboarded garage, altered. 1910s 4-port, rusticated cast stone garage. - *Contributing*.

610 - "James W. Diffenderfer Residence"

Built 1904. Thomas Stephens, architect. Walter L. Patterson, builder. 2 1/2-story, Queen Anne/Colonial Revival-style house. Stone foundation, clapboarded first and second floors, double cove shingled front gable, projecting bays, and tympanums. Wraparound porch: paired reeded square columns on stone piers, central pedimented entry, stick balustrade. Off-center glazed and paneled door. 2-story corner polygonal shingled bay, leaded glass 1/1 double hung windows, pediment above. Other windows 1/1 double hung, Palladian sash below front gable. Side shingled bay and Palladian window. Modillioned cornice, slate roof. - *Contributing*.

PARK AVENUE

618

c.1895. 2 1/2-story Queen Anne-style house, altered with aluminum siding, first floor pent, and metal shutters. L-shaped, with angled link that has double glazed and neo-Grec paneled doors. Single and paired windows, replacement sash throughout. Slate roof. - *Contributing.*

626-628

c.1888. 2 1/2-story Queen Anne/Colonial Revival double house. Concrete and concrete masonry unit foundation, aluminum siding above. Wraparound porch: Doric columns, stick balustrade. Two central double entrances with glazed and paneled doors and transoms. Single and paired 1/1 double hung sash. Central dormer, louvered sash. Side polygonal bays. Slate roof. Period hip-roofed clapboarded garage, sliding doors. - *Contributing.*

634

c.1895. 2 1/2-story gabled Queen Anne-style house, with concrete foundation, rebuilt brick first floor, aluminum siding above. Wraparound porch with Doric columns. Transomed side entrance, full-height first floor windows. Upper floors 1/1 double hung. Slate roof. Brick and shingled 3-port garage with second story workroom. - *Contributing.*

638 - "Methodist Parsonage"

Built 1916 by Jeremiah Robbins, builder. 2-story Arts and Crafts-style house. Ashlar granite first floor, stuccoed above. Stone porch with massive stone piers, large brackets and solid arched bargeboard. Sidelighted entrance, 8/1 double hung windows at first floor, concrete lintels and sills. Second floor stuccoed and half timbered polygonal bay topped by wall dormer. Hipped dormer above porch with paired 6/1 double hung sash. Slate roof. Period stuccoed masonry garage. - *Contributing.*

NW Corner Dayton Avenue - "First United Methodist Church"

Rebuilt 1932 by Edward P. Simon, architect, and Barclay White Co., contractor. Gothic Revival L-shaped coursed ashlar granite church and Sunday School; tower dates from 1903 church destroyed by fire. Gabled nave with three leaded glass Gothic windows and pointed arched entrance with strap hinged door and leaded glass transom. Corner crenellated tower with principal Tudor-arched transomed entry, second story leaded glass rondel, belfry with pointed-arched openings above. Corner and tower buttresses with cast stone caps. Dayton Avenue elevation - same tower treatment, facade divided into four bays by buttresses: three bays of leaded glass windows, one of double wood paneled doors with strap hinges and leaded glass transom. Slate roof. Attached 2-story Sunday School, also of stone, extends across rear forming ell with 1957 3-story addition terminating at Stokes Avenue. - *Contributing.*

PARK AVENUE

301

c.1925. 1 1/2-story tan brick house. Side pedimented vestibule, paneled door with leaded glass semielliptical transom and sidelights. Front sun porch with bracketed cornice; paired 1/1 double hung windows with decorative moldings. Shingled gable with three 1/1 double hung windows. - *Contributing.*

305

c.1925. 1 1/2-story tan brick house. Side vestibule, paneled door with leaded glass semielliptical transom and sidelight. Front sun porch with bracketed cornice; paired 1/1 double hung windows with decorative moldings. Shingled front gable with paired 1/1 double hung windows. - *Contributing.*

309, 313, 317, 321, 325

c.1920. 1 1/2-story bungalow cottages, rusticated cast stone foundation, clapboarding above, typically resided with vinyl or aluminum. Recessed porch on 317 and 321. Central entrances, flanking 9/1 double hung paired windows, replaced with colonial bays on 317. Shed-roofed wall dormers with small louvered windows, original 3-light sash on 309. - *All contributing.*

329

c.1920. 2 1/2-story frame house, resided with asbestos shingles. Gabled entry and gabled wall dormer. Sidelighted glazed and paneled door with flanking 6/1 double hung windows. First floor Arts and Crafts-style small paned and large light windows. Second floor two 9/1 double hung windows; 3-light window in attic gable. Exposed overhang. Asphalt gabled roof. - *Contributing.*

333

c.1920. 1 1/2-story, Cottage-style frame house, resided with asbestos shingles. Enclosed porch, side entrance, single and paired windows. Wall dormer with four 1/1 double hung windows. Asphalt gabled roof. - *Contributing.*

337 (originally same as 353)

c.1920. 1 1/2-story Cottage-style house, first floor remodeled, but stuccoed front and window surrounds remain. Gabled wall dormer, shingled, with two 9/1 double hung windows and bargeboard. Gabled dormer on asphalt roof. - *Contributing.*

341

c.1920. 1 1/2-story bungalow house. First floor aluminum sided, wood shingled above. Replacement porch posts. Central glazed door, flanking 1/1 double hung windows. Wall dormer with five 1/1 double hung windows. Asphalt gabled roof. - *Contributing.*

345

c.1920. 2 1/2-story house, clapboarded. Gabled entry and gabled wall dormer. Entry with glazed door and sidelights and flanking 8/1 double hung windows. Gabled volume with first floor Arts and Crafts-style small and large-paned windows, 9/1 double hung

PARK AVENUE

above, 3-light window in attic. Wood cornice. Period single-port garage, German wood siding, swinging doors, hipped roof. - *Contributing*.

349

c.1920. 1 1/2-story Cottage-style house, aluminum sided. Some reworking of first floor with compatible fenestration. Wall dormer with four 6/1 double hung windows. Asphalt gabled roof, period single-port clapboarded garage. - *Contributing*.

353 (originally same as 337)

c.1920. 1 1/2-story Cottage-style house significantly remodeled c.1980 with brick and aluminum front and new window openings. Garage altered with house. - *Non-contributing*.

357

c.1920. 1 1/2-story frame house, resided with vinyl. Enclosed front porch with 6/1 double hung windows. Wall dormer with five windows of replacement sash. Asphalt gabled roof. Cornice panned with aluminum. Period wood clapboarded single-port garage. - *Contributing*.

361

c.1920. 2-story frame house, front entry volume remodeled and house resided with vinyl. Original Arts and Crafts-style first floor windows of small and large paned glass. Second floor windows 9/1 double hung. Gabled front volume. Cornice panned. Period matchboard sided garage. - *Contributing*.

363

c.1920. 1 1/2-story bungaloid brick house. Side entrance with glazed door, fanlights, and sidelights. First floor paired 1/1 double hung sash with decorative moldings on upper lights. Soldier course lintels and sills, brick paneling below window. Four 6/1 double hung windows in wall dormer. Asphalt gabled roof. Modern garage. - *Contributing*.

365

c.1925. 1 1/2-story bungaloid house, concrete first floor, vinyl siding above. Enclosed front sun porch, battered columns on piers, 8-paned and single light windows. Wall dormer with seven 6/1 double hung windows. Asphalt roof, bracketed overhang panned with aluminum. Period 2-port garage with modern doors and wall dormer of compatible design and fenestration with house. - *Contributing*.

367

c.1950. 1 1/2-story brick clad house, colonial picture window. - *Non-contributing*.

369

c.1925. 2 1/2-story duplex, concrete base, aluminum siding above. Two transomed entrances beneath door hood, flanking single and paired 8/1 double hung windows. Second floor and attic 6/1 double hung windows. Side fire escape. Asphalt gabled roof. Exterior tapestry brick chimney. Period 2-port garage. - *Contributing*.

PARK AVENUE

371

c.1920. 2-story brick Tudor Revival-style house. Gabled entry and gabled front facade with first floor sun room. Sidelighted entrance, 1/1 double hung windows, cornice panned with aluminum. - *Contributing*.

381

c.1920. 1 1/2-story concrete bungaloid house. Concrete stoop to central entrance of enclosed porch. First floor grouped 6/1 double hung windows. Upper floor paired 1/1 double hung window in wall dormer. Bracketed overhang. - *Contributing*.

385

c.1920. 1 1/2-story concrete bungaloid house. Concrete stoop to central entrance of enclosed porch. First floor grouped 6/1 double hung windows. Upper floor paired 6/1 double hung windows and doors to front balcony. Exposed overhang of shallow pitched roof. Concrete 2-port, hip-roofed garage. - *Contributing*.

389

c.1925. 1 1/2-story bungalow, concrete first floor, wood shakes above. Enclosed front porch, battered columns clad with aluminum siding, port cochere. Paired 6/1 double hung windows in wall dormer, bracketed overhang. Concrete hip-roofed garage. - *Contributing*.

391 (101 W. Zane Avenue)

c.1945. 1 1/2-story brick clad house. - *Non-contributing*.

401

c.1910. 2 1/2-story Queen Anne/Colonial Revival-style house, stuccoed foundation, clapboarding above, partial aluminum siding. Porch-fronted, paired posts with solid brackets on rusticated concrete piers, gabled entry with imbricated shingles, dentiled cornice. Side entrance with leaded glass transom and sidelights. Two-story polygonal bay, 1/1 double hung windows throughout. Period hip-roofed garage, clapboarded. - *Contributing*.

403

c.1925. 1 1/2-story bungaloid house, concrete foundation, aluminum siding above. Modern porch posts. Large dormer with tripartite 6/1 double hung sash. Asphalt gabled roof, cornice panned with aluminum. Period German wood sided, single-port garage. - *Contributing*.

405

c.1925. Gabled cottage resided with wood clapboards, rusticated cast stone foundation. Porch with exposed overhang, modern balustrade. Some sash altered. - *Contributing*.

PARK AVENUE

407

c.1960. 2-story brick and aluminum sided house. - *Non-contributing.*

411

c.1915. 2 1/2-story house, stone foundation, aluminum siding above. Colonial Revival wraparound porch: enclosed portion with square columns on stone piers, multi-light transoms; open portion fluted aluminum columns on stone piers. Second floor gabled wall dormer, paired 6/1 double hung sash. Shed roof dormer on asphalt roof. Cornice panned with aluminum. Period garage with sliding doors and slate roof. - *Contributing.*

415

c.1960. 1-story, asbestos shingled tract house. - *Non-contributing.*

417

c.1960. 2-story aluminum sided house. - *Non-contributing.*

419 (originally same as 423 and 427)

c.1915. 2 1/2-story American Four Square house, rusticated cast stone foundation, wood clapboarding above with butt shingled second floor rectangular bay. Wraparound porch: Doric columns, turned balustrade. Off-center entrance, glazed and paneled sidelight. First floor 1/1 double hung window; second floor single and paired diamond-paned/1 double hung. Simple overhang, asphalt hipped roof, hipped dormers, windows altered. 1 1/2-story, 2-port German wood sided garage, modern doors. - *Contributing.*

423 (originally same as 419 and 427)

c.1915. 2 1/2-story American Four Square house, rusticated cast stone foundation, asbestos shingle above. Wraparound porch: Doric columns, wrought iron balustrade. Off-center entrance, glazed and paneled sidelights. First floor 1/1 double hung window; second floor single and paired diamond-paned/1 double hung, single windows in projecting bay. Simple overhang, asphalt hipped roof with hipped dormers, windows altered. - *Contributing.*

425

c.1915. 2 1/2-story American Four Square Colonial Revival-style house, rusticated cast stone foundation, aluminum siding above. Enclosed front porch. Single and paired 1/1 double hung windows. Window and cornice trim panned with aluminum. Side fire escape entrance. Front hipped dormer, asphalt hipped roof. Wood shingled 2-port garage with sliding door and hip-roofed dormer with paired 6/1 double hung sash. - *Contributing.*

427 (originally same as 419 and 425)

c.1915. 2 1/2-story American Four Square house, rusticated cast stone foundation, asbestos shingle above. Wraparound porch: base rebuilt, original Doric columns. Main entrance with glazed and paneled sidelights; secondary side entrance for duplex. Single and paired 1/1 double hung windows. Cornice panned. Asphalt hipped roof with hipped dormers. Period clapboarded garage, modern roll door, loft door above. - *Contributing.*

PARK AVENUE

429

c.1960. 1-story brick and aluminum sided house. - *Non-contributing.*

431

c.1915. 2 1/2-story American Four Square house, stone foundation, vinyl siding above. Wraparound porch: central pedimented entry (cornice and tympanum panned), short square columns on stone piers. Off-center entrance. Paired 1/1 double hung windows at first and second floors; paired 6-light casement sash in front and side hipped dormer. Asphalt hipped roof. Period garage, shingled, deteriorated. - *Contributing.*

433

c.1906. 2 1/2-story Queen Anne/Colonial Revival-style house, stone foundation, aluminum siding above. Wraparound porch: Doric columns, wrought iron balustrade. Off-center entrance, flanking paired diamond-paned/1 double hung sash. Second floor diamond-paned/1 double hung sash and Palladian window in rectangular bay. Tripartite window in large gabled front dormer, side hipped dormers, asphalt hipped roof. First quarter of the twentieth century 2-port garage, resided, swinging doors. - *Contributing.*

435

c.1915. 2 1/2-story American Four Square Colonial Revival house, stone foundation, aluminum siding above. Porch fronted: columns, door trim, and cornice panned with aluminum. Single and paired 9/1 double hung sash, tripartite 6/1 double hung at second floor rectangular bay. Asphalt hipped roof with hipped dormers. Period clapboarded one-port garage, hipped roof. - *Contributing.*

437

c.1920. 2 1/2-story gambreled house, stone foundation, stuccoed front beneath porch, aluminum siding on end elevations. Porch fronted: posts with solid brackets on stone piers. Side, sidelighted entrance, tripartite first floor window. Pedimented rectangular bay with 4/1 double hung sash projecting from asphalt gambrel. Aluminum sided garage. - *Contributing.*

439

c.1906. 2 1/2-story modified American Four Square house, stone foundation, asbestos shingle above. Later Colonial Revival enclosed front porch. Second floor paired window with diamond-paned/1 double hung sash and Palladian-inspired window in rectangular bay. Asphalt hipped roof with hipped dormers, trim and cornice panned with aluminum. Deteriorated 1-port, hip-roofed garage. - *Contributing.*

441

c.1920. 2 1/2-story double-gabled house, concrete foundation, rough cast concrete above. Porch-fronted, massive stuccoed Tuscan columns, cornice panned with aluminum. Side entrance, glazed and paneled door, sidelights. First floor tripartite window, paired 6/1 double hung at second floor. Each gable with arched double hung window, Gothic sash. Slate roof. Period stuccoed single-port, hip-roofed garage with hinged doors. - *Contributing.*

PARK AVENUE

443

c.1906. 2 1/2-story, modified American Four Square house, stone foundation, aluminum siding above. Wraparound porch, paired columns on stone piers. Central entrance, single and paired 1/1 double hung windows, trim panned throughout. Screened-in second floor front balcony. Slate hipped roof with hipped dormers. Mid-twentieth-century garage. - *Contributing.*

447

c.1910. 2 1/2-story American Four Square house, concrete foundation, aluminum siding above. Front porch panned with aluminum. Off-center entrance, sidelights infilled. First floor 1/1 double hung windows, second floor polygonal and rectangular bays, each with three diamond-paned/1 double hung windows. Front and side hipped dormers with paired windows. Asphalt hipped roof. First quarter of twentieth century one-port garage, aluminum sided, slate roof. - *Contributing.*

449

c.1915. 1 1/2-story bungalow, stone foundation, stuccoed above. Enclosed front porch with central transomed and sidelighted entrance. Shingled large dormer with four 9/1 double hung sash, rondel above. Slate kicked gable roof. - *Contributing.*

451

c.1925. 2-story bungalow house, stuccoed masonry foundation, clapboarded first floor, asphalt diamond shingle above. Enclosed front porch supported by brick piers. First floor four-part bay with 6/1 double hung windows, side glazed entrance. Pent above first floor wraps around to side elevations, south side with door hood above entrance. Second floor front rectangular projecting bay, side paired 6/1 double hung and leaded glass windows in wall dormer. Jerkin-head asphalt roof. Period clapboarded garage. - *Contributing.*

453

c.1906. 2 1/2-story Queen Anne/Colonial Revival-style house, stone foundation, original wood clapboarding above. Porch fronted: off-center pedimented entry with wreath and ribbon motif in tympanum, Doric columns, stick balustrade. Duplexed glazed and paneled entrances, one into center, one into corner bay. First floor paired 1/1 double hung sash and leaded glass/1 double hung in corner bay. Second floor polygonal bays, 1/1 double hung sash. Palladian windows in shingled dormers. Hipped asphalt roof, bracketed cornice. - *Contributing.*

455

c.1910. 2 1/2-story Queen Anne/Colonial Revival-style house, stone foundation, asbestos shingled above. Porch fronted: central gabled and bracketed entry, glazed and paneled enclosures. Second floor bay and Palladian windows with diamond-paned double hung and casement sash. Gabled wall dormer: butt shingled, diamond sash tilt window. Asphalt hipped roof, hipped dormers with diamond-paned/1 double hung sash. - *Contributing.*

PARK AVENUE

457

c.1910. 2 1/2-story Queen Anne/Colonial Revival-style house, brick foundation, original wood clapboarding, butt shingled front gable. Wraparound porch: off-center pedimented entry with wreath detail in tympanum, Doric columns, turned balustrade. First floor front and corner bay windows, the former with replacement 1/1 double hung sash, the latter with leaded glass/1 double hung. Second floor bay and single 6/1 double hung sash; tripartite window in shingled gable. Various side fenestration and bays. Molded cornice, asphalt hipped roof with pedimented side dormers. - *Contributing*.

459

c.1906. 2 1/2-story, front gambreled Queen Anne/Colonial Revival-style house. Stone foundation, asbestos shingle above. Wraparound porch: off-center pedimented entry with shingled tympanum, paired and grouped columns on brick piers (possibly replacement), turned balustrade. Porch partially enclosed with glazing. Paired and bay windows, 9/1 double hung. Palladian window below gambrel, side gabled dormers, asphalt gambrel roof. - *Contributing*.

461

c.1907. 2 1/2-story Queen Anne/Colonial Revival-style house, stone foundation, aluminum siding above. Wraparound porch with paired wood columns on stone piers, bowed balustrade, pedimented entry with shingled tympanum. Glazed and paneled off center door with transom and sidelights. Leaded glass windows in first floor corner bay. Upper floors single, projecting bay, and Palladian window configurations, typically with diamond-paned/1 double hung sash. Asphalt shingled hipped roof with hipped and gabled dormers. - *Contributing*.

463

c.1906. 2 1/2-story American Four Square type house, stone foundation, aluminum siding above. Porch enclosed mid-twentieth century. Single and double windows, typically diamond-paned/1 double hung sash; Palladian window in second floor bay. Asphalt shingled hipped roof with hipped and shed dormers. - *Contributing*.

465

c.1906. 2 1/2-story front-gambreled Colonial Revival house, stone foundation, asbestos shingle above. Porch fronted with central pedimented entry: paired square columns on stone piers, stick balustrade, half enclosed with windows and stuccoed veneer. Primarily 1/1 double hung windows, some in polygonal bays, and diamond-paned sash in Palladian window below gambrel and side dormers. Patterned slate roof. - *Contributing*.

501 (Also 20 Collings Avenue) - "Dr. Edward S. Sheldon Residence"

c.1910. Walter L. Patterson, builder. 2 1/2-story Queen Anne/Colonial Revival-style house, stone foundation, vinyl siding above. Entablature frontispiece with engaged columns, glazed and paneled door. Various fenestration including single and paired 9/1 and 9/9 double hung, casement sash in 2-story rectangular bay, and tilt sash in shed-roofed dormers. Front gabled wall dormer, slate gabled roof, wooden fence. - *Contributing*.

PARK AVENUE

507

c.1920. 2 1/2-story, 2-bay, Colonial Revival cottage, concrete foundation, vinyl siding above. Central paneled door with sidelights; porch with segmental-arched pediment, Doric columns, oversized brackets. Paired 1/1 double hung windows. Shed-roofed dormer with three windows. Side sun porch. Slate gabled roof. Wood picket fence. - *Contributing*.

601-601A-603-603A

c.1900. 2 1/2-story Queen Anne-style house, entrances altered and added for apartments. Stone foundation, aluminum siding above. Two central entrances, one side. 1/1 double hung windows, metal louvered shutters. Deep overhang, intersecting gables with windows set in blind arches. Modern garage. - *Contributing*.

609-609-A

c.1890. 2 1/2-story, Queen Anne-style, L-shaped, gabled house. Stone foundation, first floor beaded wood siding, second floor butt shingles, gable (attic) imbricated shingles, stucco and half-timbering. Wraparound porch: columns on stone pedestals, latticework rail. Two entrances, side one being an alteration. 1/1 double hung windows, tilt windows in gable. Slate, multi-gabled hip roof. Corbeled brick chimney. Carriage house of compatible design. - *Contributing*.

613

c.1905. 2 1/2-story, 2-bay, gabled Queen Anne/Colonial Revival house, stone foundation, aluminum siding above. Wraparound porch: Doric columns on stone pedestals, central pedimented entry, turned balustrade. Central glazed and paneled door, flanking 1/1 double hung windows. Second floor windows 6/1 double hung. Palladian inspired tripartite window configuration below in pedimented gable, cornice panned with aluminum. Asphalt roof, side pedimented dormer. - *Contributing*.

617

c.1895. 2 1/2-story gambrel Queen Anne-style house, stone foundation, clapboarding below porch, aluminum siding above and on side. Wraparound porch: Doric columns on stone pedestals, turned balustrade. Off-center entrance with paneled door, single sidelight, entablature surrounds. Flanking leaded glass elliptical bull's eye window and single 1/1 double hung windows. Second floor 1/1 double hung windows and corner turret with pyramidal roof. Palladian window with louvered sash below gambrel. c.1920 shingled garage with modern door. - *Contributing*.

621 (built same as 625) - "H. Lansdowne Residence"

Built 1903. Walter L. Patterson, builder. 2 1/2-story American Four Square house, scored stucco masonry foundation, asbestos shingles above. Wraparound porch: Doric columns, stick balustrade. Off-center entrance: glazed and paneled door, leaded glass and paneled sidelights. One leaded glass first floor window. Other windows single and tripartite 1/1 double hung. Asphalt hipped roof, hipped dormers with paired Gothic/1 double hung sash. Period single-port garage. - *Contributing*.

PARK AVENUE

625 (built same as 621)

c.1903. Attributed to Walter L. Patterson, builder. 2 1/2-story, American Four Square house, scored stucco masonry foundation, aluminum siding above. Wraparound porch: Doric columns, stick balustrade. Off-center projecting entrance (alteration): glazed and paneled door, partial leaded glass sidelights. Single and tripartite 1/1 double hung windows. Hipped asphalt roof. Hipped dormers with paired Gothic/1 double hung sash. - *Contributing*.

629

c.1905. 2 1/2-story house, altered c.1950. Scored stucco masonry foundation, aluminum siding above. First floor wrought iron porch, asphalt pent, Colonial picture window, screened-in side porch. Second floor 1/1 double hung sash, metal louvered shutters. Hip-roofed dormer. - *Contributing*.

633

c.1890. 2 1/2-story Queen Anne-style house, stone foundation, clapboarded first and second floors, imbricated shingles in gable. Enclosed wraparound Colonial Revival porch; slender columns on stone pedestals, fanlighted windows. Side glazed and paneled door. 1/1 double hung windows, pointed in gable. Foreshortened shingled square tower with pyramidal roof. Gabled asphalt roof. - *Contributing*.

637

c.1886. John C. Esher, builder. 2 1/2-story Queen Anne-style house, stone foundation, aluminum siding above. Enclosed front porch addition. Second floor polygonal bay and single window. Two windows below gabled wall dormer, all 1/1 double hung. Asphalt hipped roof, side wall dormers. 5-port concrete masonry unit garage. - *Contributing*.

643

c.1895. 2 1/2-story Queen Anne-style house, stone foundation and retaining wall that extends across corner property (645). Clapboarded first floor, imbricated shingles above. Wraparound porch: single and paired Doric and Ionic columns on stone pedestals, turned balustrade, pedimented central entry with wreath detail in tympanum. Transomed double door entry with front glazed vestibule enclosure; leaded glass elliptical bull's eye to one side, polygonal bay to the other. Second floor corner turret with slate bell roof topped by finial. Windows 1/1 double hung at first and second floor. Gabled dormer with paired 9/1 double hung sash. Slate hipped roof, side gambreled wall dormers. Mid-twentieth-century garage. - *Contributing*.

645

c.1960. 1-story, brick clad tract house. - *Non-contributing*.

LAKEVIEW DRIVE

203 (same basic design as 514 Park Avenue and 205 Lakeview Drive) - Residence of Walter L. Patterson, prominent local builder.

Built 1900. Walter L. Patterson, builder. 2 1/2-story Queen Anne-style house, excellent integrity. Masonry foundation, clapboarded first floor, butt shingles above. Wraparound porch: Doric columns, box cornice. Off-center entrance: glazed and paneled door, leaded glass and paneled sidelights. 1/1 double hung sash, thin molded lintels. Polygonal bay and pedimented dormer with Palladian sash above entrance bay; two-story corner turret with slate bell roof. Central pedimented dormer with diamond-paned/1 double hung sash. Slate gambrel roof. Side gambreled bay. Stone garden wall, c.1900 shingled garage with mid-twentieth-century addition. - *Contributing*.

205 (207 on tax map, same basic design as 514 Park Avenue and 203 Lakeview Drive)

Built 1899. Walter L. Patterson, builder. 2 1/2-story Queen Anne-style house, masonry foundation, asphalt shingles above. Wraparound porch: Doric columns, stick balustrade, box cornice. Later side entrance, original off-center entrance: glazed and paneled door, leaded glass and paneled sidelights. Mostly 1/1 double hung sash, thin molded lintels. Polygonal bay and pedimented dormer with Palladian sash above entrance bay; two-story corner turret with slate bell roof. Gambrel slate roof, side gambrel bay. c.1920 hip-roofed single-port garage, swinging doors. - *Contributing*.

KNIGHT PARK

Original plan designed 1887. Improvements c.1896-1906 by Alfred R. Egerton, civil engineer and landscape architect.

Natural Features

System of connecting paved and unpaved paths, designated tree species, large U-shaped pond and wooden bridge. - *Contributing*.

Memorials

Corner of Park and Browning - Granite memorial stone to the 200th Anniversary of the U.S. Constitution, dedicated June 17, 1987. - *Non-contributing due to age*.

Corner of Park and Collings - WWI Memorial: built 1921, granite with iron eagle on top of obelisk and name plaques on all four sides. Dedicated by the citizens of the borough. Fronted by concrete basin dedicated by the Collingswood Lions Club. - *Contributing*.

Corner of Collings and Browning - WWII Memorial, 1941-1945, limestone arch with flanking pink stone piers with panels depicting airplane, tank, ship and planting of the flag motifs in relief. - *Non-contributing due to age*.

Buildings

Near Browning Avenue - Built 1888 by Andrew K.H. Doughty, Builder, as part superintendent's residence and club house. Two-story frame house reclad in asbestos shingle with a 1-story front porch supported on wood posts and concrete foundation. Double leaf glazed and paneled door with transom and simple wood surround. 2/2 double hung sash with wood surrounds. Molded box cornice with brackets. Asphalt shingled hipped roof with balustrade. Side addition. c.1915, clapboarded garage with double leaf glazed and paneled doors. c.1950 concrete masonry unit garage with three ports and asphalt roof. - *Contributing*.

Near pond - c.1920 gabled roof pavilion; vertical board base with simple columns supporting roof; closed pediment in gable ends infilled with clapboard; asphalt shingle roof. - *Contributing*.

Four baseball diamonds throughout park - One with c.1965 gabled roof brick building, two sunken brick dugouts and concrete and brick bleachers. One with two c.1965 brick dugouts and gable roofed brick supply building. - *Non-contributing*.

BROWNING ROAD

108

c.1930. 2 1/2-story brick house with Tudor Revival-inspired steep front gable. Side entry vestibule and 1-story room. Single and paired 1/1 double hung windows. Brick garage. - *Contributing*.

121

c.1915. 2 1/2-story house, resided with aluminum. Off-center entrance, infilled transom and sidelight. First floor corner polygonal bay and 1/1 double hung window. Front polygonal bay at second floor. Palladian windows at second floor and front dormer. Asphalt hipped roof. - *Contributing*.

123

c.1920. 1 1/2-story bungaloid house, aluminum sided. Porch fronted: tapering concrete columns, central sidelighted entrance, flanking French doors. Wall dormer with four 6/1 double hung windows. Asphalt gabled roof. - *Contributing*.

125

c.1920. 1 1/2-story bungaloid house with first floor porch enclosed. Aluminum sided, wall dormer with four 6/1 double hung windows. Asphalt roof. - *Contributing*.

127

c.1920. 2 1/2-story, 5-register Colonial Revival-style house with side 1-story sun porches. Central glazed and paneled door with bracketed door hood. Windows 6/1 double hung with thin molded lintels. Two pedimented dormers, also 6/1 double hung. Asphalt gabled roof. 3-story stuccoed rear addition. - *Contributing*.

200

c.1920. 2 1/2-story clapboarded Colonial Revival-style house. Center entrance with paneled door, sidelight, and infilled fanlight recessed beneath arched portico supported on brackets. 9/1 double hung sash with louvered shutters, 6-light fixed sash in pedimented dormers. Side wings. Asphalt shingled gabled roof. 1-story clapboarded garage with double leaf doors. - *Contributing*.

202

c.1922. 1 1/2-story Cottage-style aluminum sided house with front porch supported on concrete piers with battered columns. Multi-light door, bungalow-style sash with louvered shutters. Side portico on wrought iron posts. Paired sash in gable end. Gabled dormer. Cross-gabled roof, asphalt shingled with large brackets, panned in aluminum at cornice. 1-story gabled garage - *Contributing*.

204

c.1922. 1 1/2-story Cottage-style, aluminum sided house. Front porch supported on concrete piers with paired wood columns. Simple balustrade. Multi-light door with sidelights, double hung sash. Pent dormer with tripartite sash. Asphalt shingled, gabled roof. 1-story aluminum sided garage. - *Contributing*.

BROWNING ROAD

206

c.1920. 1 1/2-story Cottage-style, stuccoed and aluminum sided house. Glazed and paneled door with multi-light sidelights recessed beneath porch supported on stuccoed piers with Doric wood columns, simple balustrade and latticework. Bungalow-style paired and single windows with vertical board shutters and simple wood surrounds. Gambrel roof dormers with paired 2/1 double hung sash. Asphalt shingled gabled roof with a kick. Side wing with tripartite sash. Interior end brick chimney. 1-story hipped roof garage with overhead sectional door. - *Contributing*.

208

c.1915. 2 1/2-story, brick and aluminum sided American Four Square-style house with side portico supported on brick piers with battered columns. Center door with glazed and paneled sidelights and simple wood surround recessed beneath screened-in porch with brick stoop, brick piers, simple balustrade, and squat square columns. Second story, aluminum sided, with bungalow sash, simple wood surrounds. Hipped dormer with four-light sash. Asphalt-shingled hipped roof. Exposed overhang cornice. Exterior end brick chimney. 1-story, hipped roof, frame garage with two ports. - *Contributing*.

210

c.1930. 1 1/2-story stuccoed house with concrete foundation and brick soldier course at water table. Front enclosed porch with multi-light door, sidelights, brick and stone stoop, and 8/1 double hung sash with continuous brick sill, paneled transoms above all. First floor tripartite window with 6/1 double hung sash and brick sill. Gabled dormer with paired 4/1 double hung sash. In gabled bay at second floor 4/1 double hung sash with brick sills. Asphalt shingled gabled roof. 1-story stuccoed and aluminum sided garage with sectional overhead door and hipped roof. - *Contributing*.

212

c.1930. 1 1/2-story, Bungalow-style stuccoed house with cast stone foundation. Single pane glazed door with glazed and paneled sidelights. 1/1 paired and single double hung sash. Pent dormer with tripartite sash. Asphalt shingle gabled roof. Asbestos shingling in gable ends. One-story stuccoed garage with asbestos shingled hipped roof. - *Contributing*.

300 (302 on tax map)

c.1960. 1-story, coursed rubblestone and aluminum sided house. Glazed and paneled door recessed beneath projecting gable. 8/1 double hung sash (one with louvered shutters). Asphalt shingled gabled roof. Exterior end stone chimney. - *Non-contributing*.

310

c.1960. 2-story aluminum sided house with brick veneer on front facade. 2-story porch on fluted square columns with balustraded balcony and brick base. Pedimented door surround, paneled door, flanked by louvered shutters. Multi-light sash. Asphalt shingled gabled roof. - *Non-contributing*.

BROWNING ROAD**314**

c.1950. 2 1/2-story A-frame, stuccoed and aluminum board and batten and siding house. Side door recessed beneath porch with wide squat columns and brick stoop. Multi-light paired replacement sash with louvered shutters and metal surrounds on first floor; 6/6 double hung with louvered shutters and metal surrounds on second and third floors; other sash 2/2 double hung. Side porch with square squat columns. Asphalt shingled roof. Interior stuccoed chimney. Extensive recladding and reworking of windows and panning of architectural details. - *Non-contributing*.

316

c.1930. 2 1/2-story polychromatic brick house with brick soldier course at water table. Side pedimented entrance with paneled door, paneled and glazed sidelights, semielliptical leaded fanlight and arched brick surround, approached by brick stoop. Projecting bay with modern casement sash, brick soldier course lintels and stone sills and 6-light arched fixed sash on first floor. Second floor replacement 1/1 double hung sash, brick soldier course lintels, stone sills. 6-light arched fixed sash in gable end. Multi-pitched slate shingled gabled roof. Closed gable ends on side elevations with slate shingled pent. Exterior end chimney. 1-story clapboarded, gabled roof garage. - *Contributing*.

320 - "Newton R.T. Roney Residence"

c.1910. 2 1/2-story American Four Square-style clapboarded house with stuccoed water table. Slightly projecting center bay with pilasters and Cornthian capitals beneath closed pediment. Paneled door with leaded glass sidelights, semielliptical fanlight, and simple wood surround recessed beneath portico supported on wrought iron posts with wrought iron railing and brick stoop. First floor multi-light replacement sash with paneled shutters and 1-story side porch, enclosed with paneled door, pilastered surround with entablature and double hung sash. Second floor 6/1 double hung replacement sash with paneled shutters. Hipped dormers with 6/1 double hung sash. Bracketed molded wood cornice. Asphalt shingle hipped roof. Interior end chimneys. 1-story clapboarded rear shed addition. - *Contributing*.

324 - "John Eggie Residence"

c.1920. Brick and stuccoed American Four Square-style house with asphalt shingle hipped roof. Brick soldier course at water table. Center paneled door with paneled and glazed sidelights and arched brick lintel recessed beneath pedimented portico with wood posts. Tripartite windows with 1/1 double hung replacement sash and arched brick lintels at first floor. Second floor paired 1/1 double hung replacement sash. Hipped dormer with same. Side enclosed porch with 6/1 double hung sash. Brick interior end chimney. 1-story stuccoed garage with paneled door, 9/1 double hung sash, and asphalt shingle hipped roof. - *Contributing*.

400 - "Margaret and Elizabeth Eggie Residence"

c.1920. 2 1/2-story painted stuccoed house with asphalt shingle hipped roof. Glazed and paneled door with glazed and paneled sidelights and arched lintel recessed beneath pedimented cove portico supported on round stuccoed columns on brick porch. Tripartite windows, 9/1 flanked by 6/1 with arched lintels and 1/1 double hung, all with simple wood surrounds, on first floor. Paired 9/1 double hung window arched lintels on second floor. Paired 9/1 double hung sash in hipped dormer. Asphalt shingle hipped roof. Simple overhang at cornice with exposed rafters. One-story side porch infilled, retains round

BROWNING ROAD

columns. Exterior brick chimney. One-story asphalt shingle hipped roof garage with two ports and gable in roof. - *Contributing*.

406

c.1925. Colonial Revival-style, coursed rubblestone house. Center paneled door with multi-light sidelights recessed beneath slate-shingled hipped roof portico supported on wood posts. Two small sash (one louvered) with stone keystones on sides of door. First floor tripartite bays with multi-light fixed and double hung sash with louvered shutters. Second floor 8/8 and 6/6 double hung sash with louvered shutters. Clapboarded pedimented dormer in garage wing. Side addition with clapboarded half-gable. Clapboarding in gable ends of side elevations. Slate shingled roof. Interior and exterior end stone chimneys. - *Contributing*.

422 - "William C. Lore Residence"

c.1903. 2 1/2-story, stuccoed and clapboarded late Queen Anne-style house. Wraparound screened-in porch supported on wood posts with brick base and piers and concrete steps. Tripartite bay with 1/1 double hung sash and tripartite windows with Queen Anne/1 double hung sash on second floor. Stuccoed third story with half-timbering and balcony with balustraded railing, off of which is a glazed door and Queen Anne/1 double hung sash. Gabled end with wreath detail. Hipped roof dormers and cornice with carved brackets at roof line. - *Contributing*.

426 - "James E. Taylor Residence"

c.1903. 2 1/2-story, stuccoed and brick late Queen Anne-style house with corner turret and double front gables. Glazed and paneled door with sidelights and transom recessed beneath pedimented portico supported on simple wood posts with carved brackets; shell detail in pediment. 1/1 double hung replacement sash with stone lintels and sills. Second floor tripartite bay with 2/1 arched double hung sash. In third floor turret leaded glass 2/1 arched sash and porch with wood Corinthian columns. Stuccoed panels between first and second floors with wood surrounds. Stuccoed panels and brick with projecting glazed headers between second and third floors. Gables stuccoed and half-timbered. Cornice with plain bargeboard. Small diamond paned sash in hipped dormer of asphalt shingle hipped roof. Clapboarded addition at rear. Side elevations: stuccoed, brick, half-timbering and wood shingles, 1/1 and 2/1 double hung sash, projecting bay. 1 1/2-story clapboarded carriage house with double leaf doors, pedimented dormer, and asphalt shingle gambrel roof. - *Contributing*.

428 - "S. Canning Childs Residence"

c.1903. 2 1/2-story, Colonial Revival, orange brick house with corner quoining. Glazed and paneled door with sidelights and arched brick surround recessed beneath pedimented portico supported on paired Doric columns and brick stoop. Tripartite polychromatic bay and single windows with stone sills and lintels, all with 1/1 double hung sash. Second floor also 1/1 double hung sash with stone lintels and sills; single tripartite window. Three pedimented roof dormers with 1/1 double hung sash and wood shingling in pediment, center dormer with Doric columns. Blank frieze with dentil detail, modillioned molded wood cornice with brackets. Slate shingled gabled roof. 2-story open porch on side with balustrade and Doric wood columns. 2 1/2-story clapboarded carriage house with garage doors, 1/1 double hung sash, pedimented dormers and slate-shingled gambrel roof. - *Contributing*.

BROWNING ROAD

500

c.1915. 2 1/2-story Georgian Revival-style brick house with quoining at the corners. 1-story wraparound porch supported on paired Doric columns and brick pedestals with balustrade and molded wood cornice. 2-story pedimented portico supported on paired Doric wood columns with fluted capitals, clapboarding and rondel window in pediment. Second story, balcony with balustrade. Glazed and paneled door with sidelights and semielliptical leaded fanlight. Tripartite fixed and double hung sash (replacement on left) with stone lintels and sills. Second floor transomed door flanked by multi-light sidelights, and 6/1 double hung sash with stone lintels. Pedimented dormers with 6/1 double hung sash. Slate shingled hipped roof. Side elevations: stained glass and double hung sash; stone sills and lintels; tripartite bay. 1-story clapboarded porch enclosed with multi-light sash in rear. 1-story brick hipped roof garage with gabled dormers. - *Contributing*.

508

c.1960. 1-story, red brick house; modern door; tripartite and paired windows; porch supported on simple wood posts; asphalt-shingle gabled roof. Vertical board shed. - *Non-contributing*.

COLLINGS AVENUE

103

c.1925. 1 1/2-story bungalow-style house, now aluminum sided. Front enclosed porch with 4-light sash and 2-light transoms; glazed and paneled door flanked by sidelights. Shed roof dormer with paired 4-light sash. Other sash 6/1 and 1/1 double hung. Asphalt shingle gabled roof; overhanging cornice with simple brackets. - *Contributing*.

107

c.1925. 1 1/2-story bungalow-style house, cast stone foundation, aluminum siding above. Front enclosed porch, multi-light door with sidelights. Original 6/1 double hung sash. Gabled dormer with 6/1 double hung replacement sash. Asphalt gabled roof with front kick. - *Contributing*.

109

c.1935. 2 1/2-story aluminum sided house, single pane door with gabled portico, features reclad in aluminum board and batten. 8/1, 6/1, and 4/1 double hung sash, some original, some replacement. 1-story side porch. c.1935 garage, aluminum sided with porte-cochere. - *Contributing*.

401

c.1920. 2 1/2-story Colonial Revival-style, stuccoed and clapboarded house. Multi-light door with pilastered wood surround recessed beneath semicircular portico with large simple brackets. Two replacement tripartite bays with 6/6 double hung sash and brick sills on first floor, second floor paired 6/6 replacement sash with simple wood surrounds and 4-part stained glass windows. Second floor in pent wall dormer extending width of house. Side wings with louvered, multi-light fixed and 6/6 double hung sash; glazed and paneled door. Multi-pitched slate shingled roof; slate pent at first floor. Side elevations: multi-light, louvered and small tripartite sash, stuccoed exterior end chimney. 1-story stuccoed rear wing. - *Contributing*.

COLLINGS AVENUE

108

c.1900. 2 1/2-story Queen Anne-style house with cross-gabled roof. Fronted by one-story modern clapboarded addition with paneled door and pilastered surround and multi-light bay window. Second floor 1/1 and Queen Anne/1 double hung sash with metal surrounds. In gable, four part window with Queen Anne/1 double hung sash with molded wood surround. Facade reclad in asbestos shingles, dentiled bargeboard and molded wood cornice in gable. Side elevation: clapboarded, slate and asbestos shingled. Two paneled doors with pilastered surrounds and brick and slate porch. 1/1 and 6/1 double hung replacement sash with molded wood surrounds. In gable, tripartite 6-light casement sash. Molded wood cornice at first floor. Dentiled and molded wood cornice in gable. Stuccoed garage with half-timbering and sectional overhead garage door. 1/1 double hung windows, glazed and paneled door, asphalt shingled hipped roof (fronts Lake View Road). Vertical board shed with asphalt-shingled roof. - *Contributing*.

116

c.1900. 2 1/2-story Queen Anne-style house with 2-story bay and corner turret resided in asbestos shingles. Wraparound porch with brick piers supporting wood Doric columns, box overhang cornice, wrought iron railing and latticework. Glazed and paneled door with transom and wood surround. 1/1 double hung windows with wood surrounds. Tripartite window in gable with 4/1 double hung sash flanked by diamond-paned sash, molded wood surround with keystone. In dormer diamond-paned/1 sash. Molded wood cornice. Slate roof. - *Contributing*.

206 - "Emma T. and William H. Collings House"

c.1886. Andrew K.H. Doughty, builder. 2 1/2-story clapboarded Carpenter Gothic -style house with cross-gabled roof. Glazed and paneled door with Colonial Revival broken pediment and pilastered surround. 2/2 double hung replacement sash with simple wood surrounds. Pointed arch 2/2 double hung window in gable. Simple overhanging cornice with carved bargeboard. Slate shingled roof. Side elevation: 2-story bay window with bracketed cornice and 2/2 double hung sash; 2-story projecting porch, first floor infilled, second floor screened-in; carved bargeboard. Wood gazebo with bracketed cornice and metal bell-shaped roof. - *Contributing*.

212

c.1875. 2-story Italianate house resided in aluminum. Glazed and paneled door with sidelights and tripartite transom; pedimented wood portico. 2/2 double hung sash with simple wood surrounds flanked by metal louvered shutters. Bracketed molded wood cornice. Flat roof. - *Contributing*.

218

c.1880. 2-story Italianate clapboarded house with brick foundation. Side paneled door with semicircular pilastered and dentiled surround. 2/2 double hung windows with simple wood surrounds and paneled wood shutters. Bracketed molded wood cornice. Shallow pitch gabled roof. One-story aluminum sided addition at rear. - *Contributing*.

COLLINGS AVENUE

226

c.1910. 2 1/2-story Colonial Revival-style house, now aluminum sided. Wraparound porch with Doric wood columns and simple balustrade, balcony at second floor. Paneled door with sidelights and simple wood surround. Multi-light later windows also with simple wood surrounds at first floor. Second floor 6/6 double hung windows with paneled shutters. Dormers in roof with 6/6 double hung windows. Slate shingled hipped roof and 8/8 double hung sash. Bettewood Avenue elevation: second floor balcony with outside stair and balustraded entrance ramp. Rear porticoed entrance supported on Doric columns. Parking lot and modern garage and shed. - *Contributing*.

300 - "H.L. Merrick's Bungalow"

Built 1911. Aluminum sided and coursed rubblestone bungalow-style house. Front screened-in porch with stone base and piers, gabled roof with tripartite sash, cornice panned in aluminum. Roof asphalt shingled. Side elevations: rear entrances; projecting bay and 6/1 and 1/1 double hung sash at first floor; paired dormers with tripartite louvered sash at roof. - *Contributing*.

304 (originally same as 314 and 318)

c.1912. 1 1/2-story aluminum sided and coursed rubblestone bungalow-style house with gabled asphalt-shingled roof. Glazed and paneled door with sidelights. 1/1 double hung sash with stone sills; louvered window in gable. East elevation: projecting bay, tripartite and paired 1/1 double hung sash on first floor; paired dormers with louvered sash at second. West elevation: multi-light bay window, 1/1 double hung sash. - *Non-contributing due to alterations*.

308

c.1912. 1 1/2-story coursed rubblestone and wood shingled bungalow-style house. Side porch with stone piers, wood posts and extended overhang. Recessed side paneled door with single sidelight. Front wall bowed with 9/1 double hung sash and simple wood surrounds. Gabled dormer at roof with tripartite casement sash and cornice panned in aluminum. Hipped asphalt shingled roof. Side elevations: gabled dormers, 9/1 double hung sash, stuccoed chimney on west. - *Contributing*.

314 (originally same as 304 and 318)

c.1912. 1 1/2-story coursed rubblestone and asbestos shingled bungalow-style house. Front enclosed porch with stone piers and square wood columns; multi-light door with sidelights; 1/1 double hung sash, all with multi-light transoms. In gable, paired louvered windows, cornice panned in metal. Glazed and paneled door recessed beneath porch. 6/1 double hung window to side of porch. Side elevation: 6-light, 6/1 double hung and louvered sash; projecting bay at first floor, large and small gabled dormers at second. Garage to rear, asphalt shingled roof. - *Contributing*.

318 (originally same as 304 and 314)

c.1912. 1 1/2-story, stuccoed and coursed rubblestone bungalow-style house. Front porch with cut stone base and piers supporting paired wood posts. Projecting vestibule with multi-light doors flanked by multi-light/1 double hung windows with simple wood

COLLINGS AVENUE

surrounds. East elevation: dormers and projecting bay. West elevation: gabled roof and single-bay garage. Asphalt-shingled gabled roof. - *Contributing*.

322

c.1910. 2 1/2-story asbestos sided house. Front pedimented porch enclosed; glazed and paneled door with simple wood surround, multi-light windows. Second floor, 6/1 double hung replacement windows with single louvered shutter. Single casement sash in gable. Brick chimney. Simple overhanging cornice. Asphalt shingled gabled roof. Side elevations: dormers with paired 6-light sash. 2-port gabled roof garage with double leaf, glazed and paneled doors. - *Contributing*.

326

c.1900. 2 1/2-story stuccoed house. Front enclosed porch with coursed rubblestone base and piers, glazed and paneled door flanked by 6-light sidelights and 6/6 double hung windows. First floor, side wing with multi-light casement sash. Second floor 12/1 double hung sash with louvered wood shutters. Pent roof dormer with four 6/1 double hung windows. Wood shingled gabled roof. Side elevation: double leaf, multi-light doors, closed pediments and gabled ends with box overhang cornices and shingled pents, paired 6/1 double hung sash in gables; bay window on west. 1 1/2-story stuccoed single-bay garage with gabled roof, closed pediment with asphalt shingled pent. - *Contributing*.

400

c.1910. 2 1/2-story stuccoed house with pantile, gabled roof. Paneled door flanked by 5-light transom with leaded elliptical transom recessed beneath pedimented portico supported on wrought iron columns. Tripartite 6/1 windows with simple wood surrounds at first floor; paired and single 6/1 double hung windows with louvered shutters at second. Pedimented dormers with 6/1 double hung sash at roof. Simple box cornice. East elevation: 1-story enclosed porch with multi-light full length sash; windows flanked with paneled shutters, demi-lunettes in gable end, cornice returns. 1-story stuccoed garage with 6/1 double hung sash and pantile roof. - *Contributing*.

410

c.1910. 2 1/2-story aluminum sided house with coursed rubblestone at first floor and asphalt shingle gabled roof. Wraparound porch with cut stone base, stone piers with balustrade infilled with aluminum siding, simple wood posts and box cornice. Glazed and paneled door flanked by louvered shutters with simple wood surround. 1/1 double hung replacement sash, single and paired. Two gables on front facade, cornices panned in aluminum. Side elevations: projecting bays at first floor, louvered windows in gable ends. Exterior end chimney. 1 1/2-story concrete masonry unit garage with sectional overhead door and asphalt shingled roof. - *Contributing*.

426

c.1920. 2 1/2-story Colonial Revival-style, clapboarded house with asphalt shingle-gabled roof. Center paneled door with multi-light sidelights recessed beneath enclosed pedimented portico with pilastered supports and molded wood cornice. First floor, 1/1 double hung sash; second floor, 6/6 double hung with wood louvered shutters, shutter dogs and simple wood surrounds. 6/6 double hung sash in pedimented dormers. Asphalt shingled pent at first floor. East elevation: first floor enclosed porch with concrete columns and full length

COLLINGS AVENUE

multi-light windows and door. Balcony at second floor; demi-lunettes in gabled end. Simple molded cornice with returns, exterior end concrete chimney. 6/6 double hung sash, cornice returns. 1-story clapboarded garage with vertical board sliding doors and asphalt shingle gabled roof with cornice returns. - *Contributing*.

430 - "Judge John B. Kates Residence"

Built 1911. Joshua C. Jefferis, architect. 2 1/2-story stuccoed, American Four Square-style house with slate-shingled hipped roof. Porch with cut stone base, simple wood posts and brackets and molded wood cornice. Glazed and paneled door with multi-light sidelights and simple molded wood surround. Tripartite windows, 12/1 double hung flanked by 6/1 double hung. Second floor paired 9/1 double hung windows with simple wood surrounds. Four part 9-light casement sash in pedimented dormer, molded cornice. Side elevations: exterior end chimney, hipped roof dormers and side trellis porch with simple wood posts and brackets. - *Contributing*.

436

c.1910. 2 1/2-story Colonial Revival-style stuccoed house. Coursed rubblestone porch with wrought iron railing and concrete deck. Paneled door with leaded glass sidelights and semicircular portico supported on large brackets. 8/12 double hung sash with paneled shutters at first floor, 8/8 double hung with louvered shutters on second, all with wood sills. Arched multi-light double hung sash with molded arched surround and keystone in dormer. Box cornice with modillions. Slate shingled roof. Enclosed one-story side porch with multi-light door, 1/1 double hung sash, and cut stone base. Exterior end chimney. Rear addition with single-port garage. - *Contributing*.

440

c.1965. 1 1/2-story coursed rubblestone and vertical board house with modern door, louvered and fixed sash, asphalt shingle gabled roof. - *Non-contributing*.

448

c.1960. 1-story brick house with gabled, asphalt shingled roof infilled with metal board and batten. Modern door. Picture window and tripartite windows with brick sills. - *Non-contributing*.

500 - "Collings-Knight Homestead 1824"

Built 1824. 2 1/2-story Federal-style, red Flemish bond brick house. Glazed and paneled door with semicircular fanlight recessed beneath pedimented cove portico supported on Doric wood columns. 6/9 double hung sash with molded wood surrounds and paneled shutters on the first floor and louvered shutters on the second, all with shutter dogs intact. 6/6 double hung arched sash with pilastered surrounds in pedimented dormers. Brick exterior end chimneys. West elevation: double chimneys with parapet and datestone, molded brick cornice. Asphalt shingled gabled roof. Clapboarded side addition with 6/6 double hung sash, molded wood surrounds, louvered shutters at second floor and clapboarded parapet with molded wood cornice. Side elevation: 6/6 double hung sash and 7-light sash, paneled shutters. Individually listed in the National Register. - *Contributing*.

COLFORD AVENUE

620

c.1920. 1 1/2-story stuccoed bungalow-style house. Uncoursed rubblestone porch with stone pedestals and paired wood columns, glazed and paneled door with sidelights and wood surround, and bungalow-style sash recessed beneath. Paired louvered sash in gable ends. Overhanging cornices with bargeboards and brackets. Painted stone chimney. Asphalt gabled roof. Paired pedimented dormers on side elevation. - *Contributing*.

624

c.1920. 2-story aluminum sided house with glazed and paneled entrance and flanking sidelights recessed beneath asphalt shingled pent. Square bay with four casement sash and asphalt pent on first floor. Three 9/1 double hung sash on second floor with metal surrounds. Overhanging cornice with metal clad brackets, small on front, large on side. Side shed wall dormers on both elevations and 2-story addition on one elevation. Asphalt gabled roof. - *Contributing*.

630

c.1915. 1 1/2-story bungaloid house, stone foundation, pebble dash stuccoed first floor, wood shakes above. Porch with squat square columns on stone pedestals. Glazed and paneled door, sidelights covered with shutters. First floor windows tripartite multi-pane double hung and 15-light casement sash. Second floor paired multi-light double hung windows in gable and dormer. - *Contributing*.

COLFORD AVENUE

615

c.1920. 2 1/2-story stucco and clapboarded house. Front enclosed porch with multi-light side entrance door, tripartite 9/1 double hung sash with louvered shutters and simple wood surrounds and asphalt mansard roof. Pedimented portico with large brackets over side door. Second floor 12/1 double hung sash with louvered shutters, third floor diamond pane sash flanking exterior brick chimney. Shed dormers on side elevations. Asphalt gabled roof. 1-story stuccoed garage, single port, asphalt gabled roof. - *Contributing*.

621 (originally the same as 304, 314, and 318 Collings Avenue)

c.1920. 1 1/2-story clapboarded and uncoursed rubblestone bungalow-style house. Front glassed in porch with rubblestone foundation and pedestals, simple wood posts, fixed sash multi-light transoms, and glazed and paneled sidelights, modern metal door in front and louvered screen door to side. Multi-light/1 sash, also 1/1 double hung replacement sash on first floor. Louvered sash in gable end. Multi-pitch asphalt roof. Small, 1-story tripartite bays with multi-light and 12/1 sash on side elevations. - *Contributing*.

625

c.1920. 1 1/2-story asbestos shingle bungalow-style house. Front enclosed porch with wood stoop, glazed and paneled door and 1/1 modern double hung sash. Hipped wall dormer with tripartite 6/1 double hung, sash and deep overhang with exposed rafters. Side elevation: diamond pane and 6/1 double hung sash, exterior brick chimney. Asphalt gable roof. 1-story asbestos shingled garage with concrete masonry unit foundation. - *Contributing*.

635

c.1915. 1 1/2-story stucco and wood shingle bungalow-style house. Enclosed front porch; single pane door, 1/1 modern double hung sash, stuccoed battered columns, and overhanging cornice. Hipped roof dormer with three 6/1 double hung sash, simple wood surrounds and overhanging roof with exposed rafters. Side elevations: stucco and wood shingle with diamond pane and 6/1 double hung sash. Asphalt gabled roof. Shed addition to rear. One-story clapboarded garage with two ports, gabled roof. - *Contributing*.

637

c.1920. 1 1/2-story stucco, clapboarded and wood shingle bungalow-style house. Front enclosed porch supported on paired wood posts and stucco pedestals, single pane door, 1/1 double hung modern sash and overhanging roof with exposed rafters. Multi-light door beneath porch. Shed wall dormer with paired 6/1 double hung sash. Side elevation: stuccoed and shingled, overhanging cornice with brackets, original 6/1 double hung sash with wood surrounds. Asphalt shingle gabled roof. 1-story cast stone garage with wood shingles in gable end, single port, gabled roof. - *Contributing*.

MAPLE LANE

10

c.1912. 1 1/2-story clapboarded and wood shingled bungalow-style house. Glazed and paneled door recessed beneath gabled porch with simple wood posts, deep overhanging cornice, bungalow-style sash in stuccoed gable end. First floor bays, tripartite and square, with bungalow-style sash and simple wood surrounds. Two gabled dormers with paired louvered sash in the gable ends. Uncoursed stone chimney. Asphalt shingle gabled roof. Metal board and batten flat roofed shed. - *Contributing*.

11

c.1912. 1 1/2-story hipped cottage with brick foundation and wood shingling. Side multi-light and paneled entrance. Replacement 1/1 double hung sash with wood surrounds on first floor. Paired louvered shutters in hipped dormer. Tripartite bay, diamond pane sash and coursed rubblestone chimney on side elevations. Asphalt shingle hipped roof with deep overhang. - *Contributing*.

12

c.1912. 1 1/2-story wood shingled bungalow-style house. Front screened-in porch with uncoursed rubblestone foundation and pedestals; wood shingled posts, diamond pane door and sash beneath. Single and paired diamond pane/1 sash with simple wood surrounds on first floor, diamond pane sash in stuccoed and half-timbered gable end. Uncoursed rubblestone interior chimney with terra cotta chimney pots. Multi-pitch roof with deep overhangs and unadorned bargeboards. Side elevations: shed dormers with diamond pane sash. - *Contributing*.

14

c.1912. 1 1/2-story wood shingled bungalow-style house with stone foundation. Glazed and paneled door flanked by 2-light sidelights, all with transoms. Front screened-in porch, wood shingled foundation and wood posts, tripartite screened sash with glazed transoms. Other sash multi-light and louvered in gable end. Gabled dormers with louvered sash on side elevations. Gabled asphalt shingled roof with deep overhang and large brackets. - *Contributing*.

15

c.1945. 1 1/2-story asbestos shingled house; main entrance off Eldridge Avenue, glazed and paneled door recessed beneath pent with simple wood posts. Modern tripartite and single 4/4, 6/6 double hung and fixed sash with metal louvered shutters. Gabled dormers with 6/6 double hung sash, all with simple wood surrounds. Asphalt gabled roof. Side elevation: paired 6/6 double hung sash, 2/2 double hung sash. - *Non-contributing*.

MAPLE LANE

1

c.1945. (Fronts onto Collings Avenue). Two-story aluminum sided house with brick foundation. Multi-light door beneath pent. Tripartite bay with 6/6 and 4/4 double hung sash and standing seam metal roof. 6/6 double hung sash in dormers. Side porch supported on simple paired wood posts, multi-light door beneath. 2-story side addition, aluminum board and batten, gabled dormer with 6/6 double hung windows, and 1-story single port garage. Asphalt gabled roof. - *Non-contributing*.

3

c.1940. 1-story clapboard and brick fronted house with clapboarding on side elevations. Vertical board door with four lights and simple wood surrounds. 6/6 double hung sash with vertical board shutters. Asphalt gabled roof. Single port garage. - *Non-contributing*.

5

c.1930. 1 1/2-story asbestos shingled bungalow-style house. Front screened-in porch with wood posts, glazed and paneled door, and 6/6 double hung sash. Paired and tripartite 6/6 double hung sash with wood surrounds and louvered shutters. Gabled dormers with same. Single port garage wing with sectional overhead door. Asphalt gabled roof. - *Contributing*.

7

c.1945. 1 1/2-story brick and clapboarded house. Multi-light door beneath porch supported on a wood post, concrete and slate deck. 6/6 double hung sash, some original, some replacement, with wood surrounds and louvered shutters. Front gable with ventilator. Wood shingle gabled roof with front kick. 1-story garage and aluminum sun room addition to rear. - *Non-contributing*.

ALLEN LANE

2 (Also 512 Bettelwood Avenue)

c.1915. 1 1/2-story hip-roofed bungalow house, uncoursed stone foundation, board and batten front, butt shingled side elevations. Porch supported on square columns; off center entrance with glazed and paneled door and glazed and paneled sidelights. Single and tripartite windows with diamond-paned sash. Hipped dormer with paired louvered windows on asphalt hipped roof. Cast stone and frame garage. - *Contributing*.

4

c.1945. 1-story brick fronted house with concrete foundation. Glazed and paneled door with brick stoop. 6/6 double hung sash with vertical board shutters and board and batten metal panels. Asbestos shingles on side elevations and in gable ends. 1-story aluminum sided wing and connected 1-story asbestos shingled garage. Asphalt roof. - *Non-contributing*.

6

c.1935. 2-story house clad in asbestos shingles. Paneled door flanked by multi-light sidelights recessed beneath porch with simple wood posts and asphalt pent roof. Paired 6/1 double hung sash with vertical board shutters and simple wood surround. Gabled dormers with 6/6 double hung sash and simple wood surrounds. 1-story garage to side. - *Contributing*.

6 Merrick Villa

c.1912. 1 1/2-story bungalow style house, wood shingled with uncoursed stone foundation. Multi-light door recessed beneath screened-in porch supported on simple wood columns, gabled roof with six-light sash in stuccoed gable end. Tripartite and single Bungalow-style sash with simple wood surrounds. Gabled dormers with louvered 6-light sash and stucco in gable ends. Asphalt shingled roof. Uncoursed stone chimney on side elevation. - *Contributing*.

BETTLEWOOD AVENUE

512 (See 2 Allen Lane)

514 (same as 516)

c.1945. 1 1/2-story brick fronted house; glazed and paneled door with wood surround. 6/6 double hung sash with paneled shutters. Two gabled dormers with 6/6 double hung sash and aluminum siding. Aluminum sided side elevation. - *Non-contributing.*

516 (same as 514)

c.1945. 1 1/2-story brick fronted house; glazed and paneled door with wood surround. 6/6 double hung sash with paneled shutters. Two gabled dormers with 6/6 double hung sash and aluminum siding. Aluminum sided side elevation. - *Non-contributing.*

520

c.1925. 2-story brick Spanish Colonial Revival-style apartment building. Multi-light door with red brick and painted brick stoop beneath wood shingled pent. First floor tripartite bungalow-style sash with brick sills and soldier course brick lintels; second floor center arched multi-light sash, replacement 1/1 double hung sash with wrought iron railing and original double leaf multi-light sash with wrought iron railing, asphalt shingled pents over windows. Stepped brick parapet capped with cast stone. Side elevation: stuccoed with paired and tripartite bungalow-style sash, asphalt shingled pents, stepped brick parapet. - *Contributing.*

ELDRIDGE AVENUE

7 Merrick Villa

c.1915. 1 1/2-story bungalow-style house, now aluminum sided. Glazed and paneled door recessed beneath porch with simple wood posts and concrete foundation. First floor tripartite bay and paired windows with bungalow-style (3/1) sash. Three continuous gable roofed dormers at roof with replacement 1/1 double hung sash and metal surrounds. Asphalt shingle gabled roof. First story and second story bays on side elevations. - *Contributing.*

United States Department of the Interior
National Park ServiceNational Register of Historic Places
Continuation SheetSection number 8 Page 3Collingswood Residential HD, Collingswood
Borough, Camden County, NJ

was used almost exclusively for farming, including frontage along the Camden and Haddonfield Turnpike, despite the fact that a railroad between Camden and Haddonfield first went into operation in 1856 and the Camden and Atlantic Railroad stopped at Collingswood by 1871. Compared to communities such as Haddonfield and Merchantville, Collingswood was slow to launch its residential development campaign. The railroad did, however, set the stage for the suburban growth, with the leading role taken on by Edward C. Knight.

Edward C. Knight, the great-grandson of Richard Collings, was a successful Philadelphia merchant, railroad executive, and eventually, real estate developer. While maintaining a Philadelphia business and city residence, in 1868 he acquired his family home, the Collings-Knight Homestead, for farming purposes. Upon seeing the development opportunities presented by the railroad in 1871, Knight convinced his Maryland cousin, Richard T. Collings, to oversee his farm which included a field that would become Knight Park in the 1880s (officially dedicated in 1893). In addition to managing Knight's farm, Collings acted as his agent, acquiring almost the entire original Zane holdings or approximately three-quarters of the present borough during the 1870s and '80s.¹ To develop these properties, companies such as the Collingswood Land Company, the Collingswood Real Estate Company, and the Collingswood Realty Company were formed and the subdivision of parkside property and the former Tatem tract near the railroad was begun. Shortly before the borough's incorporation in 1888, approximately three builder-designed houses and the Methodist Church were erected on Park Avenue between Massey (Lakeview Drive) and Dayton. Two of the builders of this block, Andrew K.H. Doughty and Walter L. Patterson, were to lead prolific careers in Collingswood. Doughty erected the houses at 602 and 604 circa 1886 as well as the original first Methodist Church building (1887) and parsonage (1892). Patterson, erected buildings from numerous plans (some architect-designed) for developers and owners to adapt to their liking. He was responsible for many of the Park Avenue houses (501, 514, 621, and 625) and two dwellings around the corner on Lakeview Drive, #203 being his residence. One identified architect-designed residence on this street is 610 Park Avenue, the work of Thomas Stephen, a prominent Camden County architect in the early twentieth century. In 1904 he designed this Queen Anne/Colonial Revival-style house that was also constructed by Walter L. Patterson.

This early residential development marked the beginning of Collingswood's growth into what was to be perceived as "The Town Beautiful," although relatively few of the forty to fifty-foot-wide lots were built upon until the 1910s and '20s. "The Town Beautiful" was a vision of Collingswood shared by the community in the early twentieth century. As described in the borough's 20th anniversary book, "The Town Beautiful" depicted an idealized, planned town with generously laid out streets, residences of high architectural standards, and landscapes of beautiful lawns and gardens. These attributes, in addition to proximity to the city, the high character of the people, the churches and schools, the absence of saloons, and Knight Park, made Collingswood an "idealist's dream."²

From the inception of Collingswood's suburban era, promotional efforts were undertaken to attract people from the Philadelphia-Camden area to make the borough their home. In 1886, "special trains were run to Collingswood from the city with visitors carried free of cost."³ The visitors arrived at the new train station which was completed in the summer of 1886. Resorts such as Kalium Springs (located beyond the district) advertised Collingswood as a center for health. Howard L. Merrick's villa and bungalow colony were also established for resort travel. In his circa 1912 brochure called "The Manor House," he described the 1801 structure "as a delightful place of rendez-vous, recreation, and refreshment which will meet the demand of

United States Department of the Interior
National Park ServiceNational Register of Historic Places
Continuation SheetSection number 8 Page 4Collingswood Residential HD, Collingswood
Borough, Camden County, NJ

those seeking transient or permanent quarters, and those whose patronage calls for a refined, well-conducted hostelry."⁴

The presence of the Cooper River and Newton Lake augmented the community's recreational appeal as well, although the most significant attraction of this type was Knight Park, dedicated in 1893. This 61-acre triangular park, improved circa 1896-1906 by Philadelphia landscape architect and civil engineer, Alfred R. Egerton, contained a romantic landscape of plantings and paths and amenities for boating, athletics, and social and religious events, such as the Chataqua which convened there in the summer. Investment opportunities, often based upon speculation, were also an advertising ploy. Large profits were to be reaped from investment in Collingswood, where lots could be purchased for as little as \$350, in part because, "the tunnel under the Delaware is expected to double the value of Collingswood lots."⁵ That tunnel was never built although the bridge to Philadelphia was completed in 1926. The accessibility of Collingswood to Philadelphia and Camden, its recreational facilities, and its affordable building lots were all assets highlighted in the real estate brochures of the early twentieth century.

The response to development efforts was slow at first, but then the borough underwent a building boom. The population was 200 in 1882; 1,625 in 1900; 4,795 in 1910; 8,714 in 1920; and 12,723 in 1930. The majority of buildings in the district correspond to the 1910 to 1930 period of construction which followed the opening of street car line along Haddon Avenue to Camden in the early 1900s. The predominant type of housing erected during this era was the detached, mass-produced or builder-designed "Comfortable House." According to architectural historian Alan Gowans, the "Comfortable House" of the 1890-1930 period filled a social need, namely, the ability for a person to be independent by owning a home and having input into its design.⁶ The "Comfortable House," manifested in a variety of styles, gave the growing suburban middle class its independence away from the row houses and tenements of the city. On a property with modest sized lawns, each owner could enrich his house with distinctive modifications to a basic plan. Walter L. Patterson, one of Collingswood's preeminent builders, offered his clients basic plans designed by architects Thomas Stephen, Joshua C. Jefferis, and Alex M. Adams, with the option to make certain changes such as relocating porches or omitting dormers. Even with their variations, the houses make a strong statement for the rise of early-twentieth-century domestic architectural styles that were to become the mainstay of North American suburbs. These styles, clearly dominant in Collingswood, are the Colonial Revival, Dutch Colonial Revival, American Four Square, and Bungalow. While these "Comfortable Houses" are the norm, the district also boasts examples of more high style Queen Anne and Colonial Revival architecture such as the William C. Lore, James E. Taylor, and S. Canning Childs Residences at 422, 426, and 428 Browning Road (all built circa 1903), the Judge John B. Kates Residence at 430 Collings Avenue, designed in 1911 by Joshua C. Jefferis, and the Georgian Revival brick house at 500 Browning Road, built circa 1915.

Accompanying the suburban growth of Collingswood was a commercial and social infrastructure (see Collingswood Commercial Historic District National Register Nomination). The principal commercial core of Collingswood originally developed along Haddon Avenue which was known as the Camden and Haddonfield Turnpike. (Note: West Collingswood, too, has a commercial center, although much smaller.) In the 1860s and '70s, most of the land that was to evolve into the commercial section of Haddon Avenue between Fern and Woodlawn Avenues was part of a 95-acre parcel owned by William P. Tatem. His was one of several farms scattered along the Haddonfield Turnpike. The completion of the new Camden and Atlantic Railroad station at Atlantic and Collings Avenues in 1886 coincided with modest development of Haddon Avenue, mostly

**United States Department of the Interior
National Park Service****National Register of Historic Places
Continuation Sheet**Section number 8 Page 5Collingswood Residential HD, Collingswood Borough,
Camden County, NJ

residential. The few commercial buildings included J. Stokes Collings' store and post office at the corner of Collings and Haddon Avenues and Mahlon Bosterick's Hotel on Haddon Avenue, near what is now Lincoln Avenue. A drug store, across from Collings' store, was in operation by 1893, but the more significant commercial growth of Haddon Avenue was not to occur for almost a decade. That growth was largely in response to the residential community beginning to form in developments laid out by the Collingswood Real Estate Company, Collingswood Realty Company, and Collingswood Land Company.

Collingswood's first house of worship was established by the Friends, but during the early years of suburbanization, several other congregations organized. These were: the First Methodist Episcopal Church (1886), Holy Trinity Protestant Episcopal (1887), First Baptist Church (1889), Collingswood Presbyterian (1902), West Collingswood M.E. Church (1902), St. John's Roman Catholic Church (1903), St. Paul's Lutheran Church (1905), Christ's Chapel, W. Collingswood, Protestant Episcopal (1907), and City Line Mission of the First M.E. Church (1908). These nine congregations were supported by a population that was less than 5,000 in 1910.

Of the various denominations established in Collingswood, the Methodists in particular appear to have played a highly visible role in the community. The First Methodist Episcopal Church on Park Avenue (originally built in 1887) was erected within one of the first planned neighborhoods on land donated by Richard T. Collings' Collingswood Real Estate Company.⁷ The builder selected for the church and the 1892 parsonage was A.K.H. Doughty who, along with another Methodist, Walter L. Patterson, was to build hundreds of dwellings in Collingswood. Patterson's wife was president of the Women's Christian Temperance Union (W.C.T.U.), which shared the Methodists' penchant for maintaining Collingswood as a place where "No Saloon Is Tolerated."⁸ The Methodists were also responsible for establishing "The Home for the Aged and Infirm of the Methodist Episcopal Church" in 1890, erecting the initial Moses and King-designed building at Haddon and Zane Avenues in 1891. And, the Chataqua which convened in Knight Park had its origins as a Methodist-sponsored religious, educational, and social event. Finally, the Methodists published the borough's first newspaper in 1902, a monthly publication called The Retrospect.

In conclusion, the Collingswood Residential Historic District contains a collection of resources that together assume significance in the area of community development, domestic architecture, and landscape. The district documents the growth of a rural township into a late-nineteenth and early-twentieth-century suburb. The classic development of this suburbanization is seen in the advent of the railroad and street car lines; the speculative acquisition of large landholdings; the formation of real estate companies and subdivisions; extensive promotional and advertising campaigns; construction of made-to-order, builder-designed and prefabricated houses of the "Comfortable House" genre; and growth of a commercial and social infrastructure, in this case, strongly guided by the Methodists. In addition, the district contains a significant landscape resource, Knight Park, which played an important role in attracting investors and residents to and in fulfilling the aspirations of "The Town Beautiful." Because the buildings, as grouped in contiguous residential enclaves of Queen Anne, parkside, and bungalow houses, and the park retain their integrity and convey this history of community development, the Collingswood Residential Historic District appears eligible for the National Register.

United States Department of the Interior
National Park Service

National Register of Historic Places Continuation Sheet

Section number 8 Page 6 Collingswood Residential HD, Collingswood
Borough, Camden County, NJ

Footnotes

1. Raymond M. Bancroft, "Story of Collingswood," published in Clark's 1950 Collingswood City Directory (Haddonfield, NJ: John Clark & Co., 1950), p.7.
2. "Collingswood," Promotional brochure, 1908, p.28.
3. Bancroft, p.10.
4. "The Manor House," circa 1912 promotional brochure. Bailey Collection, Collingswood Public Library, Collingswood, New Jersey.
5. "Knight Park Extension Tract," circa 1910 promotional brochure, p.9. Bailey Collection, Collingswood Public Library, Collingswood, New Jersey.
6. Alan Gowans, The Comfortable House (Cambridge, MA: The MIT Press, 1986), p.XV.
7. West Jersey Press, October 6, 1886.
8. "Collingswood," Promotional brochure, 1908, p.8.

United States Department of the Interior
National Park Service

National Register of Historic Places
Continuation Sheet

Section number 9 Page 2 Collingswood Residential HD, Collingswood
Borough, Camden County, NJ

BIBLIOGRAPHY

- Bailey Collection, Collingswood Public Library, Collingswood, New Jersey.
- Bailey, W.T. Plan of Building Lots Belonging to W.T. Bailey, et al. located at Collingswood on the Camden and Atlantic Railroad, 1891.
- Bancroft, Raymond M. The Collingswood Story. 1965.
- Bennet Collection, Collingswood Public Library, Collingswood, New Jersey.
- Business and Street Directory of Collingswood, Westmont, Haddonfield, Erlton. Compliments of Collingswood Trust Co., c.1926.
- Camden and Vicinity Telephone Directory of the Delaware and Atlantic Telegraph & Telephone Company, 1920.
- Clark's Collingswood (New Jersey) City Directory. Haddonfield, New Jersey: John Clark & Co., 1950.
- The Collingswood American. Vol. V, No. 46, July 7, 1927.
- "Collingswood Centennial Edition Calendar, 1888-1988." Collingswood, New Jersey, 1988.
- "Collingswood Fiftieth Anniversary Celebration." Souvenir Program, 1938.
- Collingswood Land Company Plan, 1893.
- Collingswood, New Jersey Fire Insurance Maps. New York: Sanborn Map Company, 1904, 1909, 1915, 1922, 1930.
- "Collingswood." Promotional brochure, 1908.
- Collingswood Public Library Photograph Collection. Collingswood, New Jersey.
- D'Alessandro, John T., ed. Collingswood, New Jersey Bicentennial. Collingswood: The Bicentennial Committee, 1976.
- "Dedication Program." First Methodist Episcopal Church of Collingswood, New Jersey, February 18, 1934.
- Directory of Collingswood. Moorestown, New Jersey: Lowell Printing Company, 1900.

United States Department of the Interior
National Park Service

National Register of Historic Places
Continuation Sheet

Section number 9 Page 3 Collingswood Residential HD, Collingswood
Borough, Camden County, NJ

Gowans, Alan. The Comfortable House. Massachusetts: The MIT Press, 1986.

Haddon Township Directory. Haddonfield, New Jersey: Tribune Publishing Company, 1895.

Heston, Alfred, M., ed. South Jersey. A History 1664-1924, Vol. I. New York: Lewis Historical Publishing Company, Inc., 1924.

Hopkins, G. M. Atlas of Philadelphia and Environs. Philadelphia: G. M. Hopkins, 1877.

Hopkins, G. M. Atlas of the Vicinity of Camden. Philadelphia: G. M. Hopkins, 1907.

Howe's Directory of Haddon Township, 1886.

"Knight Park Extension Tract." Promotional brochure, circa 1910. Bailey Collection, Collingswood Public Library, Collingswood, New Jersey.

"The Manor House." Promotional brochure, circa 1912. Bailey Collection, Collingswood Public Library, Collingswood, New Jersey.

Mintz, Elizabeth R. Collingswood Historic Sites Survey, 1984.

Palmer, George A. "A Collingswood Centennial Walking Tour for 1985." Also 1986 and 1988. Collingswood, New Jersey: Collings-Knight Homestead History Committee.

Polk's Collingswood (New Jersey) City Directory 1931-32. New Brunswick, New Jersey: R. L. Polk & Co., 1931.

Prowell, George R. The History of Camden County, New Jersey. Philadelphia: L.J. Richards & Co., 1886.

Recorder of Deeds, Camden County Courthouse, Camden, New Jersey.

The Retrospect, 1902-03.

Street, Business and General Directory of Collingswood and the Extension. Collingswood, New Jersey: Watkinson & Co., 1914.

Street, Business, and General Directory of Collingswood. Collingswood, New Jersey: Collingswood Publishing Company, 1921.

Tatman, Sandra L., and Roger W. Moss. Biographical Dictionary of Philadelphia Architects 1700-1936. Boston: C.K. Hall & Co., 1985.

United States Department of the Interior
National Park Service

National Register of Historic Places Continuation Sheet

Section number 9 Page 4 Collingswood Residential HD, Collingswood
Borough, Camden County, NJ

Tax Assessment Records, Collingswood, New Jersey.

Twenty-fifth Anniversary. Collingswood National Bank, Collingswood, New Jersey: 1930.

Weekly Retrospect. 60th Anniversary Issue, September 6, 1962.

Weekly Retrospect. 75th Anniversary Issue, September 29, 1962-October 5, 1963.

West Jersey Press.

**United States Department of the Interior
National Park Service**

**National Register of Historic Places
Continuation Sheet**

Section number 10 Page 2 Collingswood Residential HD, Collingswood
Borough, Camden County, NJ

Verbal Boundary Description

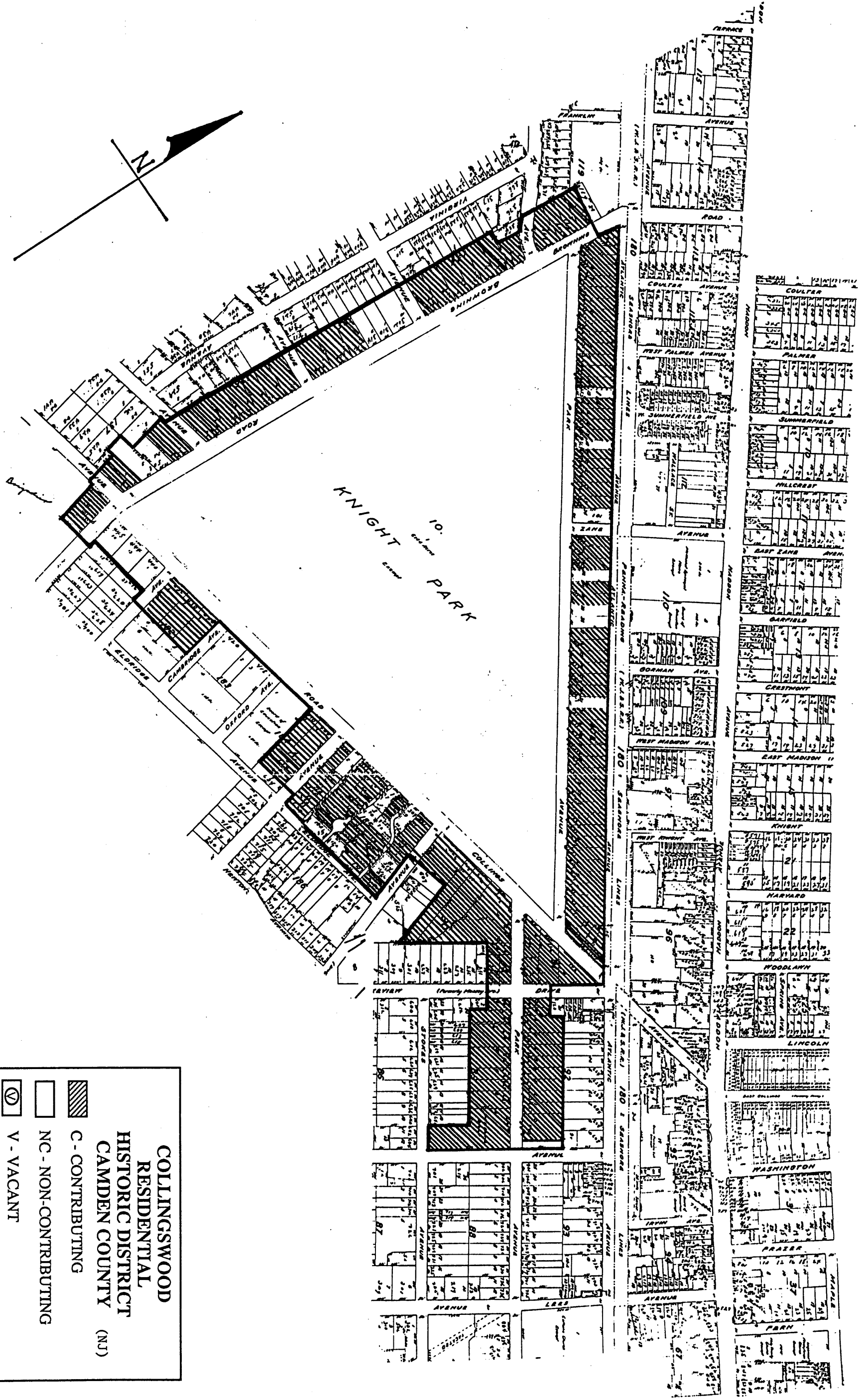
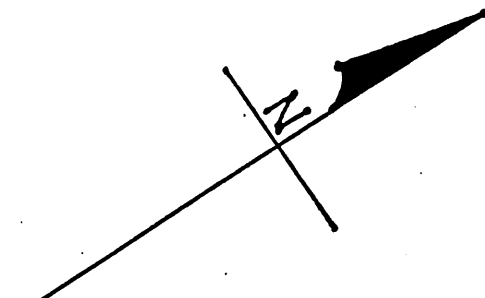
The Collingswood Residential Historic District encompasses all properties fronting Collings Avenue beginning on the east at a point west of the railroad line (block 91, lot 108 and block 108, lot 103), and extending to an including 500 Collings Avenue (block 181, lot 1-B) on the west. Extending south of Collings Avenue, the district includes all buildings fronting Park Avenue between Collings Road and Dayton Avenue and 203 and 205 (207) Lakeview Drive (block 90, lots 18 and 17).

The boundary also extends south of Collings Avenue along the west side of Bettewood Avenue to Eldridge Avenue; thence west along the north side of Eldridge to Colford Avenue where it jogs to include 630 Colford (block 184, lot 6), following the rear property lines of the buildings fronting Colford and returning to Collings Avenue along the west property line of 410 Collings Avenue (block 184, lot 2).




The boundary continues to follow the rear property lines of the parkside houses, extending from 401 Collings Avenue (block 137, lot 4) north along Browning Road to include 121 Browning (block 119, lot 2); thence extending southeasterly from 108 Browning Road (block 111, lot 1-B) to include all properties fronting Park Avenue between Browning Road and Collings Avenue.

Boundary Justification

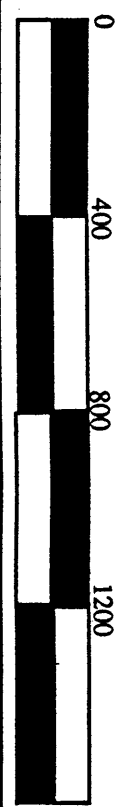
The boundaries of the Collingswood Residential Historic District are intended to encompass the most concentrated and intact buildings of the Queen Anne area of well-preserved late-nineteenth-century houses along Park Avenue; the 61-acre Knight Park and its surrounding parkside houses, representing primarily early-twentieth-century architectural forms; and the bungalow development contiguous with the parkside development, near Collings Avenue. These areas as defined contain the borough's most well-preserved collection of contiguous resources that document its late-nineteenth/early-twentieth-century suburban development. This district is separated from the Collingswood Commercial Historic District by the significant intrusion of the modern railroad line.

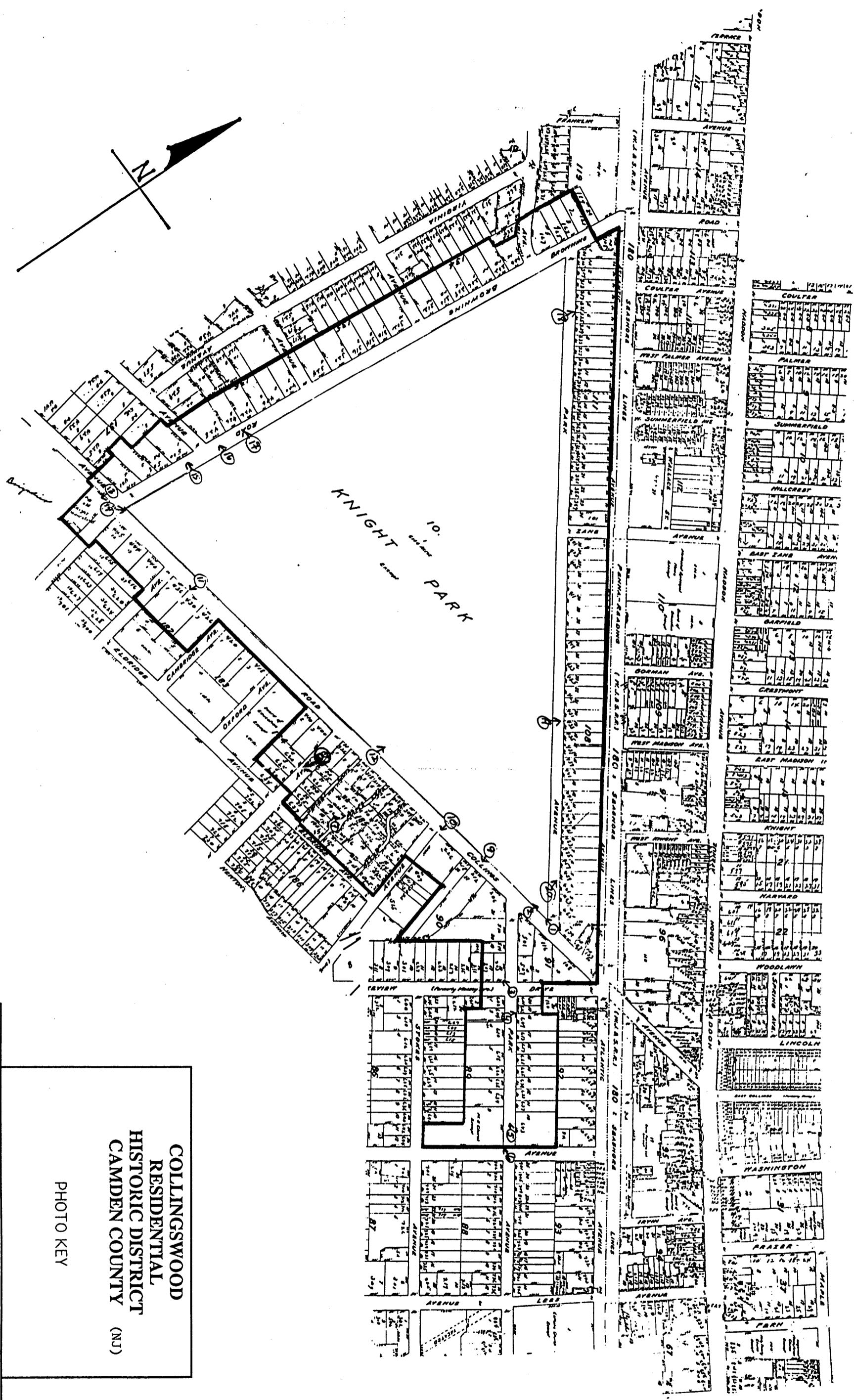


**COLLINGSWOOD
 RESIDENTIAL
 HISTORIC DISTRICT
 CAMDEN COUNTY
 (NJ)**

 C - CONTRIBUTING
 NC - NON-CONTRIBUTING
 V - VACANT

SCALE: APPROX. 1" = 400'





COLLINGSWOOD
RESIDENTIAL
HISTORIC DISTRICT
CAMDEN COUNTY (NJ)

PHOTO KEY

SCALE: APPROX. 1" = 400'

