


**United States Department of the Interior  
Heritage Conservation and Recreation Service**

**National Register of Historic Places  
Inventory—Nomination Form**

See instructions in *How to Complete National Register Forms*  
Type all entries—complete applicable sections



**1. Name**

historic Beechland

and/or common same as above

**2. Location** 5 mi Natchez off US 61

One mile north of the Hutchins Landing Road exactly  
street & number five miles east of U.S. Highway 61 South

NA not for publication

city, town Natchez vic  vicinity of ~~congressional district~~

state Mississippi code 28 county Adams code 1

**3. Classification**

Category	Ownership	Status	Present Use
<input type="checkbox"/> district	<input type="checkbox"/> public	<input type="checkbox"/> occupied	<input type="checkbox"/> agriculture
<input checked="" type="checkbox"/> building(s)	<input checked="" type="checkbox"/> private	<input checked="" type="checkbox"/> unoccupied	<input type="checkbox"/> commercial
<input type="checkbox"/> structure	<input type="checkbox"/> both	<input type="checkbox"/> work in progress	<input type="checkbox"/> educational
<input type="checkbox"/> site	<b>Public Acquisition</b>	<b>Accessible</b>	<input type="checkbox"/> entertainment
<input type="checkbox"/> object	<input checked="" type="checkbox"/> in process	<input type="checkbox"/> yes: restricted	<input type="checkbox"/> government
	<input type="checkbox"/> being considered	<input type="checkbox"/> yes: unrestricted	<input type="checkbox"/> industrial
		<input checked="" type="checkbox"/> no	<input type="checkbox"/> military
			<input type="checkbox"/> museum
			<input type="checkbox"/> park
			<input checked="" type="checkbox"/> private residence
			<input type="checkbox"/> religious
			<input type="checkbox"/> scientific
			<input type="checkbox"/> transportation
			<input type="checkbox"/> other:

**4. Owner of Property**

name Gene Radzewicz

street & number P. O. Box 1726

city, town Natchez NA vicinity of state Mississippi 39120

**5. Location of Legal Description**

courthouse, registry of deeds, etc. Office of the Chancery Clerk  
Adams County Courthouse

street & number Courthouse Square

city, town Natchez state Mississippi 39120

**6. Representation in Existing Surveys**

title NA has this property been determined eligible?  yes  no

date  federal  state  county  local

depository for survey records

city, town state

## 7. Description

<b>Condition</b>		<b>Check one</b>	<b>Check one</b>
<input type="checkbox"/> excellent	<input type="checkbox"/> deteriorated	<input checked="" type="checkbox"/> unaltered	<input checked="" type="checkbox"/> original site
<input checked="" type="checkbox"/> good	<input type="checkbox"/> ruins	<input type="checkbox"/> altered	<input type="checkbox"/> moved
<input type="checkbox"/> fair	<input type="checkbox"/> unexposed		date <u>NA</u>

### Describe the present and original (if known) physical appearance

Entered from a mile-long plantation drive on the northern side of the Hutchins Landing Road about five miles east of its intersection with U.S. Highway 61 South, Beechland is a one-and-a-half story frame, Greek Revival residence set upon brick foundation piers. The steeply pitched gabled roof is pierced by two interior brick chimneys. The southerly facade and the rear northerly elevation are fronted by an undercut gallery which originally featured a full molded entablature supported by molded box columns linked by a railing of rectangular-sectioned balusters with molded handrail; however, sections of the entablature are missing and the original columns and railing were removed by a former owner and stored in an outbuilding. The present owner plans to repair and restore the original columns and railing. The pilasters with molded capitals that frame both the front and rear walls of the house are original and echo the design of the original columns. Both the five-bay facade and the five-bay northern rear wall are finished in stucco on lath which has been scored and penciled in imitation of stone and with a molded base having two fascias. The windows of the front and rear elevations feature molded architrave surrounds, all windows are filled with six-over-six, double-hung sash, and some are closed by original shutter blinds. The frontispiece entrance, which is located in the center bay of the facade, consists of a full molded entablature supported by pilasters. A single-leaf door with six molded panels is framed by a transom and sidelights over molded panels. Access to the interior from the rear gallery is provided through doorways located in the center three bays of the rear wall. These doorways feature molded architrave surrounds and are filled with single-leaf doors with four, molded panels.

The interior plan is a double-pile plan with wide central passage. All four downstairs rooms and the hallway are identically trimmed with molded architrave door and window surrounds, four-paneled and molded doors, wooden and pilastered mantel pieces, and molded bases with two fascias. Decorative plaster work consists of a foliated centerpiece in the central hallway, a concentric circle centerpiece in the easterly front room, and an unusual magnolia leaf centerpiece in the westerly front room. The two rear chambers each feature a large fireplace wall closet with full-size, four-paneled and molded door. The open stairway is entered at the rear of the hallway in a series of winders to continue in a straight southerly flight to terminate in a second-story hallway. The stairway, which has simply turned balusters, features a probably unique architectural detail in which the turned newel and the turned handrail are linked by a wooden doughnut.

Two bedrooms are located on each side of the second-story hallway. The second story is trimmed in an identical manner to the first story except that the bases have a single fascia and are beaded. Each of the four bedrooms features an original closet with full-size, four-paneled and molded door.

The integrity of Beechland is excellent. The front and rear exterior walls retain their original paint and white penciling, the faux-bois treatment of all doors remains intact, the interior walls have never been painted, the mantel pieces retain their original fake black marbling, the bases exhibit the original black paint, and most of the original hardware has survived. No original outbuildings or significant landscape features remain except for a family cemetery.

# 8. Significance

Period	Areas of Significance—Check and justify below			
<input type="checkbox"/> prehistoric	<input type="checkbox"/> archeology-prehistoric	<input type="checkbox"/> community planning	<input type="checkbox"/> landscape architecture	<input type="checkbox"/> religion
<input type="checkbox"/> 1400-1499	<input type="checkbox"/> archeology-historic	<input type="checkbox"/> conservation	<input type="checkbox"/> law	<input type="checkbox"/> science
<input type="checkbox"/> 1500-1599	<input type="checkbox"/> agriculture	<input type="checkbox"/> economics	<input type="checkbox"/> literature	<input type="checkbox"/> sculpture
<input type="checkbox"/> 1600-1699	<input checked="" type="checkbox"/> architecture	<input type="checkbox"/> education	<input type="checkbox"/> military	<input type="checkbox"/> social/
<input type="checkbox"/> 1700-1799	<input type="checkbox"/> art	<input type="checkbox"/> engineering	<input type="checkbox"/> music	<input type="checkbox"/> humanitarian
<input checked="" type="checkbox"/> 1800-1899	<input type="checkbox"/> commerce	<input type="checkbox"/> exploration/settlement	<input type="checkbox"/> philosophy	<input type="checkbox"/> theater
<input type="checkbox"/> 1900-	<input type="checkbox"/> communications	<input type="checkbox"/> industry	<input type="checkbox"/> politics/government	<input type="checkbox"/> transportation
		<input type="checkbox"/> invention		<input type="checkbox"/> other (specify)

**Specific dates** unknown      **Builder/Architect** unknown

**Statement of Significance (in one paragraph)**

Beechland is a significant example of vernacular Greek Revival plantation architecture. The house exhibits the typical Mississippi, mid-nineteenth century, plantation form of a one-and-a-half story, five-bay, frame house with undercut gallery, molded box columns, and brick foundation piers. Frequently, the front wall of such houses was finished in horizontal matched boards, and occasionally, like Beechland, in stucco on lath that is scored and penciled in imitation of stone. Beechland derives added significance from this facade treatment, which is also repeated on the rear elevation, because it retains its original peach-colored tint and white penciling. In addition, the interior decorative scheme of the house is also intact and includes white plaster walls, grained doors, black baseboards, and mantel pieces with fake black marbleing. A probably unique and well executed architectural feature of the house is the stairway which features a wooden doughnut at the union between the turned newel post and the turned handrail. Unusual features of the house are the matching galleries of the front and rear elevations, the division of the upper half story into four bedrooms, the original closets of the two, downstairs rear rooms and the four second-story bedrooms, and the magnolia leaf centerpiece of the westerly front parlor. Beechland was recently purchased by Gene Radzewicz who plans to restore the house as a residence. Although the original columns and railings of the front and rear galleries were removed by a former owner, the present owner has located them in a storage building and plans to repair and restore them to the house. The outstanding interior integrity of the house will be preserved.

# 9. Major Bibliographical References

Miller, Mary Warren. Historic Natchez Foundation, Natchez, Mississippi. Inspection of Beechland, June 5, 1982.

# 10. Geographical Data

Acreeage of nominated property 8.26 acres

Quadrangle name Kingston, Miss.

Quadrangle scale 1:62500

**UMT References**

A 

1	5	6	5	9	7	5	0	3	4	7	4	3	8	5
Zone		Easting				Northing								

B 

Zone		Easting				Northing			

C 

Zone		Easting				Northing			

D 

Zone		Easting				Northing			

E 

Zone		Easting				Northing			

F 

Zone		Easting				Northing			

G 

Zone		Easting				Northing			

H 

Zone		Easting				Northing			

**Verbal boundary description and justification** The nominated property forms a four-sided figure with right angle corners and equal sides of 600 feet each with the center being the center point of the roof ridge of the house. The sides of the figure are parallel to the walls of the house.

**List all states and counties for properties overlapping state or county boundaries**

state NA code county code

state code county code

# 11. Form Prepared By

name/title Mary Warren Miller/research consultant

organization Historic Natchez Foundation

date June 6, 1982

street & number P. O. Box 1761

telephone (601) 442-2500

city or town Natchez

state Mississippi 39120


# 12. State Historic Preservation Officer Certification

The evaluated significance of this property within the state is:

national  state  local

As the designated State Historic Preservation Officer for the National Historic Preservation Act of 1966 (Public Law 89-665), I hereby nominate this property for inclusion in the National Register and certify that it has been evaluated according to the criteria and procedures set forth by the Heritage Conservation and Recreation Service.

State Historic Preservation Officer signature



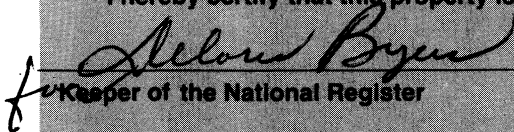
title Deputy State Historic Preservation Officer

date September 27, 1982

**For HCRS use only**

I hereby certify that this property is included in the National Register

**Entered in the National Register** date 11/4/82

  
for Keeper of the National Register

Attest:

date

Chief of Registration