


56

United States Department of the Interior  
National Park Service



National Register of Historic Places  
Registration Form

This form is for use in nominating or requesting determinations of eligibility for individual properties or districts. See instructions in Guidelines for Completing National Register Forms (National Register Bulletin 16). Complete each item by marking "x" in the appropriate box or by entering the requested information. If an item does not apply to the property being documented, enter "N/A" for "not applicable." For functions, styles, materials, and areas of significance, enter only the categories and subcategories listed in the instructions. For additional space use continuation sheets (Form 10-900a). Type all entries.

1. Name of Property

historic name Elm Street Apartments  
other names/site number \_\_\_\_\_

2. Location

street & number 1825-1837 SW Elm Street N/A not for publication  
city, town Portland N/A vicinity  
state Oregon code OR county Multnomah code 051 zip code 97201

3. Classification

Ownership of Property	Category of Property	Number of Resources within Property	
<input checked="" type="checkbox"/> private	<input checked="" type="checkbox"/> building(s)	Contributing	Noncontributing
<input type="checkbox"/> public-local	<input type="checkbox"/> district	<u>1</u>	<u>1</u> buildings
<input type="checkbox"/> public-State	<input type="checkbox"/> site	_____	_____ sites
<input type="checkbox"/> public-Federal	<input type="checkbox"/> structure	_____	_____ structures
	<input type="checkbox"/> object	_____	_____ objects
		<u>1</u>	<u>1</u> Total

Name of related multiple property listing: N/A  
Number of contributing resources previously listed in the National Register N/A

4. State/Federal Agency Certification

As the designated authority under the National Historic Preservation Act of 1966, as amended, I hereby certify that this  nomination  request for determination of eligibility meets the documentation standards for registering properties in the National Register of Historic Places and meets the procedural and professional requirements set forth in 36 CFR Part 60. In my opinion, the property  meets  does not meet the National Register criteria.  See continuation sheet.  
James M. Hamrick January 3, 1991  
Signature of certifying official Date  
Oregon State Historic Preservation Office  
State or Federal agency and bureau

In my opinion, the property  meets  does not meet the National Register criteria.  See continuation sheet.  
Signature of commenting or other official \_\_\_\_\_ Date \_\_\_\_\_  
State or Federal agency and bureau \_\_\_\_\_

5. National Park Service Certification

I, hereby, certify that this property is:  
 Entered in the National Register.  
 See continuation sheet.  
 determined eligible for the National Register.  See continuation sheet.  
 determined not eligible for the National Register.  
 removed from the National Register.  
 other, (explain:)  
Entered in the National Register  
Alvina Byrum 2/20/91  
Signature of the Keeper Date of Action

---

**6. Function or Use**

---

Historic Functions (enter categories from instructions)

Domestic: Multiple Dwelling

---

---

---

Current Functions (enter categories from instructions)

Domestic: Multiple Dwelling

---

---

---

---

**7. Description**

---

Architectural Classification

(enter categories from instructions)

Late 19th and Early 20th Century American  
Movements: Craftsman

---

---

Materials (enter categories from instructions)

foundation concretewalls brick, stucco

---

roof asphalt: composition shingleother 

---

---

---

Describe present and historic physical appearance.

**United States Department of the Interior  
National Park Service****National Register of Historic Places  
Continuation Sheet**Section number 7 Page 1

---

The Elm Street Apartments constructed in 1916 in the Craftsman style, is located in Lots 5 and 6 of Block 85 of Carter's Addition to the City of Portland. The building is significant under criterion c for its architectural integrity as a Craftsman style multi-family dwelling. Situated in a residential neighborhood in Southwest Portland, the Elm Street Apartments' scale and massing are compatible with the surrounding houses. The 8 unit two story building is U-shaped in plan with a central courtyard. Four two-story porches, two on either side of the courtyard dominate the facade. The carefully landscaped courtyard and front yards add to the picturesque quality of the property.

**SETTING**

The Elm Street Apartments face south on SW Elm Street at the northeast corner of Elm and Nineteenth Street, in a neighborhood of single- and two-story houses. The eight-unit apartment building is situated in Carter's Addition, Block 85, on Lots 5 and 6, which have a combined area of 100 feet square.

The apartment's row of four front porches are about 15 feet from the sidewalk on Elm Street. The building's side setbacks are about 3 feet. The yard and courtyard, visible from the street, are well landscaped with traditional plants such as yews, roses, hydrangea, pieris, viburnum, and periwinkle for ground cover. A small concrete fountain is located at the courtyard entrance. Street trees have been replaced in front of the apartments, but many mature elm and chestnut trees are in the immediate environs. The rear (north) side has very little landscaping as most of the space is dedicated to the driveway and garage.

United States Department of the Interior  
National Park Service

## National Register of Historic Places Continuation Sheet

Section number 7 Page 2

---

### EXTERIOR

The predominant style is Craftsman with Arts and Crafts and Prairie style elements successfully integrated into the overall design. The building is U-shaped and bilaterally symmetrical along a north/south axis. Paired 2-story porches flank either side of the central courtyard. The 2 entrances are located between the porches on either side of the courtyard. The building is two stories high from the Elm Street side, however the concrete daylight basement is fully above ground mid-way back from Elm Street. The main roof has a low pitch and is hipped except for the porches. Bathroom vents as well as the chimneys are constructed of brick.

The apartment is of wood-frame construction. Brick, stucco, and imitation half-timbering face the exterior walls. The half-timbering consists of vertical and horizontal patterning, the horizontal being dominant, emphasizing the bands of windows and belt courses. Slight projections of the upper walls over the lower story, the treatment of fenestration, and a varied yet restrained treatment of exterior wall surfaces all contribute to a subtle yet complex visual experience.

Four elaborate, low-gabled, two-story porches project 10 feet from the building volume creating a complex facade of alternating mass and void. The porches, with their exposed post and beam system that is reminiscent of the famous Greene and Greene work in Southern California, dominate the facade. This ingenious two-story porch design provides each apartment with a private porch. First story porches are semi-enclosed by a low brick wall. Square brick columns rise from the corners to low semi-elliptical arches comprised of brick voussoirs and concrete keystones. Above the arches are the simple vertical and horizontal patterning of half-timbering and stucco that frame the upper porches. The upper porches have an open, airy quality with supports consisting of 3 square timbers at each outer

United States Department of the Interior  
National Park Service

## National Register of Historic Places Continuation Sheet

Section number 7 Page 3

---

corner supporting the low, gabled roofs which rest on horizontal, exposed beams.

The two recessed main entrances are flanked by five-paned glass sidelights. The main doors are wide, full-length 15-paned glass doors with brass hardware and kickplates contrasting with the varnished walnut frame. Small, inconspicuous shed roofs shelter the entrance doors. The entrances are set into a brick wall.

The first floor of the courtyard walls and part of the Nineteenth Street side of the building is faced with clinker-brick. The second floor projects over the first floor brick facing, with modillions decorating the underside.

The rear of the building and the east side, which are the least visible sides, have no brickwork, but rather show a stucco and half-timbering treatment. The original garage, to the rear of the apartment, has a newer wood siding that does not detract from the main building.

Most windows along the sides and rear are of equal size and arranged in bands of four or in pairs. They are double-hung sash windows, either four-over-one, or eight-over-one multi-paned. Large casement windows are located on the second floor above the two back doors and serve to light the enclosed back stairs and halls. Each apartment has a single sash window and full-length, 10-paned glass door facing the front of the building but they are inconspicuous because they are enclosed by the porch.

### INTERIOR

The building has two main entrances, one for each wing of the building. Each front door leads to an entrance foyer. On either side of

United States Department of the Interior  
National Park Service

## National Register of Historic Places Continuation Sheet

Section number 7 Page 4

---

the foyer are single paneled, dark walnut entry doors to the first floor apartments. The stairs to the second floor apartments are to the rear of the foyer. The foyers have the original brass mailboxes, electrical outlets, and doorbells, and the doors have original brass hardware. The stairs are comprised of painted risers with varnished fir treads. The varnished walnut handrailing and painted square balusters culminate in a in a spiral at the base of the stairs.

All eight apartments have five rooms including two bedrooms. There are two different styles of floorplan, one for the four apartments on the interior side of the building facing onto the courtyard (Floor Plan A), and one for the four apartments at either extremity of the building (Floor Plan B).

The front half of each floor plan is similar, with the main living spaces placed towards the front of the building. The front porch is followed by a living room and dining room that are open to each other but separated by a false ceiling beam. A swinging door in the center of the back wall of the dining room opens to a hall with rooms on either side. The hall accesses a kitchen on one side and a bathroom and back door on the other. At this point the floor plans differ.

### Floor Plan A

The hall is L-shaped. The door to the first bedroom is at the end of the first leg of the hall, behind the kitchen and bathroom. The windows in the first bedroom face out the rear of the building. The second leg of the hall proceeds at a right angle to a second bedroom. The second bedroom and the kitchen have windows overlooking the courtyard on adjoining walls. The second bedroom also has windows to the rear (north).

United States Department of the Interior  
National Park Service

## National Register of Historic Places Continuation Sheet

Section number 7 Page 5

---

### Floor Plan B

A linear hall serves both bedrooms, one directly behind the other. The first bedroom has windows to the (east or west) side of the building. The second bedroom, which extends outward from the main footprint of the building, has windows on three sides.

Bowman's own apartment, which was on the first floor, on the east side, has a north-facing bay window added to the second bedroom.

Extensive use of built-in cabinetry is found throughout the apartments. The painted cabinetry is simply constructed in the Craftsman style and helps define the use of space in each room. All windows and doors throughout the apartments have plain moldings.

The ample-sized living rooms and dining rooms show the most ornamentation. Fireplaces faced with 4-inch square green art tiles and crowned with simple mantles which are intact in the living rooms and are located directly across from the front doors. Prominent crown molding, about 6 inches wide, is in both the living rooms and dining rooms. These rooms are exceptionally well-lit by the numerous windows as well as the paneled glass doors which lead to the front porches. Dining rooms have built-in hutches and closets. Bathrooms show original white floor tiles and wainscotting. Several of the bathroom fixtures in the building are also original.

Bedrooms have intact, extensive original built-in wardrobes with simple brass door and drawer pulls. The bedrooms are wonderfully lit with rows of double-hung windows.

All apartments open to enclosed back stairs, also well lit with transoms and large casement windows.

United States Department of the Interior  
National Park Service

## National Register of Historic Places Continuation Sheet

Section number 7 Page 6

---

The basement, originally designed to have four maid's rooms and a bath under the east wing, has been remodeled into a ninth apartment. The west wing is used for storage as originally designed. The historic furnace in the basement which is still in use is arch-shaped and built of brick. Heat is provided through the steam heat system, original to the building, although the boiler has been converted to natural gas.

### ALTERATIONS

The exterior is entirely intact, with the exception of the removal of flower boxes from the second story front porches, and a change from wood to composition shingles on the roof.

The interior of the apartments have undergone minor changes except for the kitchens, which have been fully remodeled.

The original lathe and plaster walls and oak flooring are intact throughout. Most original light fixtures have been replaced. Dining room hutches have been modified in some apartments. Columns and low walls which once divided the living and dining rooms have been removed in all but one apartment.

### BUILDING HISTORY

F.E. Bowman gained approval for his plans by the City of Portland's Inspector of Buildings February 25, 1916. The following Sunday, February 27, the Oregonian published this small article about the project: "The FE Bowman Company last week also began the erection of a two-story brick and stucco apartment building on its recently acquired land, 100 feet square, at the northeast corner of nineteenth and Elm Streets, opposite Bishopcroft, Portland Heights. The building will be of English architecture and will cost about \$32,000. The building is to be divided into eight 5-room apartments with private



United States Department of the Interior  
National Park Service

**National Register of Historic Places  
Continuation Sheet**

Section number 7 Page 7

---

front porches, and with two supplementary garage buildings in the rear."

**Property Title**

F.E. and Harriet D. Bowman bought the double lot at Elm and Nineteenth on March 8, 1916 from Herbert Gordon. For the next 32 years the property was controlled by the Bowman's and their partners, although the name on the title changed several times. On December 31, 1948 it was sold by the Bowman Investment Company to Mary D. Dunnahov.

**8. Statement of Significance**

Certifying official has considered the significance of this property in relation to other properties:

nationally     statewide     locally

Applicable National Register Criteria     A     B     C     D

Criteria Considerations (Exceptions)     A     B     C     D     E     F     G

Areas of Significance (enter categories from instructions)

Architecture

Period of Significance

1916

Significant Dates

1916

Cultural Affiliation

N/A

Significant Person

N/A

Architect/Builder

G. R. Wright, architect

F. E. Bowman, builder

State significance of property, and justify criteria, criteria considerations, and areas and periods of significance noted above.

See continuation sheet

**9. Major Bibliographical References**

Previous documentation on file (NPS):

- preliminary determination of individual listing (36 CFR 67) has been requested
- previously listed in the National Register
- previously determined eligible by the National Register
- designated a National Historic Landmark
- recorded by Historic American Buildings Survey # \_\_\_\_\_
- recorded by Historic American Engineering Record # \_\_\_\_\_

See continuation sheet

Primary location of additional data:

- State historic preservation office
- Other State agency
- Federal agency
- Local government
- University
- Other

Specify repository: \_\_\_\_\_

**10. Geographical Data**

Acreeage of property 0.23 acres Portland, Oregon-Washington 1:24000

UTM References

A 

1	0
---	---

5	2	3	7	2	0
---	---	---	---	---	---

5	0	3	9	2	3	0
---	---	---	---	---	---	---

  
Zone Easting Northing

B 

--	--

--	--	--	--	--	--

--	--	--	--	--	--	--

  
Zone Easting Northing

C 

--	--

--	--	--	--	--	--

--	--	--	--	--	--	--

D 

--	--

--	--	--	--	--	--

--	--	--	--	--	--	--

See continuation sheet

Verbal Boundary Description

The nominated property is located in Section 4, Township 1S, Range 1E, Willamette Meridian, in Portland, Multnomah County, Oregon. It is legally described as Lots 5 and 6, Block 85, Carter's Addition to the City of Portland.

See continuation sheet

Boundary Justification

The nominated area corresponds with the legally recorded lot lines of property occupied by the Elm Street Apartments from 1916 onward.

See continuation sheet

**11. Form Prepared By**

name/title Kimberly Lakin, Kimberly Demuth, David Mayfield  
organization Demuth-Lakin Joint Venture date August 7, 1990  
street & number 20206 NE 52nd Street telephone (503) 287-7923  
city or town Portland state Oregon zip code 97213

**United States Department of the Interior  
National Park Service****National Register of Historic Places  
Continuation Sheet**Section number 8 Page 1A

---

The Elm Street Apartments occupy a quarter block (100 x 100 feet) at the northeast corner of the intersection of SW Elm Street and 19th Avenue in the Portland Heights neighborhood of southwest Portland, Oregon. The apartments, built in 1916, were an early project of local apartment house entrepreneur Frederic E. Bowman and became the builder's place of residence. Plans were drawn by George Wright, a designer who worked in association with Bowman for several years before leaving the area. Other apartment house projects carried out by Frederic E. Bowman that have been listed in the National Register are the Bowman Apartments at 1624 NE Tillamook (1913), and the Irving Street Bowman Apartments at 20th and NW Irving (1926), better known as The Alhambra.

As is characteristic of Bowman's multi-unit housing projects, the Elm Street Apartments are modestly scaled, not exceeding two stories in height above basement, and principal street elevations are broken up into discrete units to provide the utmost compatibility with neighborhoods in which single family dwellings predominate.

Stylistically, the Craftsman-style Elm Street Apartments appear to have been strongly influenced by the Western Stick style buildings of California architects such as Charles and Henry Greene and Bernard Maybeck, whose work incorporated touches of Japanese structuralism and emphasized wood frame construction in exposed framing members of porches and verandas dominated by broad, overhanging roofs of gentle pitch. In their porch framing and stick work applied to the exterior elevations, the apartments are faintly reminiscent, also, of the work of Ellsworth Storey, a Seattle architect noted for his expressive use of wood and skillful site planning in small-scale affordable houses. The Elm Street Apartments meet National Register Criterion C as an outstanding example of apartment house architecture sensitively designed, well integrated into its neighborhood setting, and marked by quality workmanship.

Owing to the sloping site, the building is three stories above grade on the north, where the partial basement originally housed domestic staff for the apartment dwellers. The H-shaped configuration is enclosed by a low hip roof and extends formally-placed front wings south toward Elm Street on either side of a central garden court. The exterior is clad with textured brick on

**United States Department of the Interior  
National Park Service**

**National Register of Historic Places  
Continuation Sheet**

Section number 8 Page 1B

---

the ground story. The jettied second story is stuccoed. Multi-light, double-hung windows, arranged singly and in banks, are typical. The distinctive features of the principal facade are the stacked verandas flanking central entrances in the wing ends. Porch openings at the ground story have keystone semi-elliptical brick archheads. At the second story, the verandas are sheltered by low-pitched gables supported by clustered uprights and support beams of light dimension lumber. Upper story wall surfaces are subdivided by well-proportioned rectilinear patterns of stickwork.

The modestly planted front yard, including parking strips planted with roses, has retained its period character. The apartment interiors, conventionally finished in the Craftsman style, are well-crafted and intact. A small, detached garage of undetermined date stands at the lower end of the property, behind the apartment building. It is not considered a contributing feature.

**United States Department of the Interior  
National Park Service****National Register of Historic Places  
Continuation Sheet**Section number 8 Page 1C

---

The Elm Street Apartments is locally significant under criterion c as an outstanding example of the Craftsman style as interpreted for multi-family housing within the city of Portland. Located at 1825-1837 SW Elm Street, the building is one of few in Portland which strongly shows the Japanese influence within the Craftsman style and which exhibits features more commonly associated with the California Craftsman/Bungalow style as developed by the nationally recognized architects Greene and Greene. The building represents the best example of the Craftsman style apartments designed by Frederic Bowman and George Wright and is one of the best examples of Craftsman style apartment buildings within the city of Portland.

Two men are primarily responsible for the design and construction of the Elm Street Apartments: Frederic E. Bowman, President of FE Bowman and Company, and George Wright, a young designer that worked for the company for two or more years. The successful design of the apartments seems to be the result of both Bowman's and Wright's talents, the former having an overall sensitivity for the use of space and compatibility with the neighborhood type, and the latter excelling at design detail. The beautifully-drawn original plans for the Elm Street Apartments, on microfilm with the City of Portland, attest to George Wright's talent. The overall arrangement of space and the wonderful light that fuses through the many windows makes the interior spaces very pleasing.

**Frederic E. Bowman (1862-1948)**

F. E. Bowman was born in 1862 in Illinois and came to Portland about 1909, when his name first appears in Polk's Portland Directory. He

United States Department of the Interior  
National Park Service

## National Register of Historic Places Continuation Sheet

Section number 8 Page 2

---

married Harriet D. (last name unknown) in 1881 and had one child that died in childhood.

Bowman and his wife moved from Thompson Street to Apartment #4 at the Elm Street apartment about 1919 and lived there the rest of their lives. According to Mrs. Jane Hinsdale, who lived near the Bowmans during the mid-1930's, Bowman's wife was invalid at that time, and her sister also lived at the apartment and cared for her. (Since the woman living there was named Virginia Bowman, it was probably his sister). Mrs. Hinsdale also stated that during this time Bowman employed a Japanese gardener and caretaker named Tokasio who continued to stay at the Elm Street Apartments after Bowman died (May 23, 1948).

### George Roy Wright (1891-?)

George Wright's name first appears in Polk's Portland Directory in 1915; he is listed as an architect working for FE Bowman and Company, where he also worked in 1916. It is likely that George Wright designed only two multi-unit buildings for Bowman, based on his application to the State for registration as an architect.

In 1917, the directory shows him as married to "Nellie" and working as a draftsman for A.E. Doyle, a well-known Portland architect. In 1918 Wright moved to Pueblo, Colorado and then in 1919, again employed by Doyle, Wright moved to Pendleton, Oregon where he lived until at least 1921.

While in Pendleton, Wright applied for and received his State registration as an architect and started his own business. In his application Wright states that he had been engaged in the practice of architecture since May, 1909, and that he worked as such in Portland from 1912 to 1917. Wright wrote a letter to the Oregon State Board of Architect Examiners stating that in addition to the Elm Street

United States Department of the Interior  
National Park Service

**National Register of Historic Places  
Continuation Sheet**

Section number 8 Page 3

---

Apartments, he was also responsible for the Classic Apartments, 2056 NW Glisan, and Westonia Apartments, 2066 NW Glisan, a fourplex building (1804 NE 24th), and three residences in Portland.

Following his stay in Pendleton, Wright moved to the San Francisco Bay Area, where he started a building construction business with offices in both Oakland and San Francisco. George Wright's death date is unknown.

#### **F. E. Bowman Company**

The F. E. Bowman Company was operating in Portland as early as 1909, described in the city directory as being in the real estate business. Bowman was in partnership with Mark P. Hawes, his nephew. In 1916, the F. E. Bowman Company was described as "building contractors and real estate" and had offices at the Commercial Club Building.

The F. E. Bowman Company designed and constructed at least six mid-sized apartments as well as numerous fourplex flats and houses. Between 1913 and 1914, at least six structures were built by the company in and near Irvington, where they owned scattered property holdings. One residence known to be constructed by the F. E. Bowman Company is on the Portland Inventory: 2308 NE Alameda, a colonial-style house built in 1925.

The company's apartments and flats were typically built in middle-class to upper middle-class neighborhoods near streetcar lines. These buildings achieved a residential character that successfully blended with the adjacent single family dwellings.

A favored floor plan emerged between 1912 and 1916: a pair of two-story porches on either side of a central main entrance leading to a foyer that served four units, two upstairs and two downstairs. Each



United States Department of the Interior  
National Park Service

## National Register of Historic Places Continuation Sheet

Section number 8 Page 4

---

of the four units had linear floorplans, giving ample light to all rooms. Bowman used this floorplan for 2-story fourplexes such as at 2005 NE 17th (1913) and 1905 NE 16th (1912), two almost identical Classic Revival/Craftsman style structures. These fourplexes show considerable ornamentation when compared to similar buildings of the same period. Nevertheless, their design is not as integrated as work done by the F. E. Bowman Company in later years.

Later Craftsman-style apartments that the company built (including the Elm Street Apartments) adapted this floor plan for for an eight-unit design. A central courtyard was placed between each set of four units and the apartments connected in back to form the U-shape. The U-shape ensured garden views and light to all units.

### Comparative Analysis

#### Portland Heights

The Portland Heights neighborhood developed during the latter part of the 19th Century and early part of the 20th Century. The neighborhood encompasses an area south of the Vista Bridge and extends up into the western hills of Portland. The eastern border of the neighborhood is defined by a steep rise in terrain marking its edge. The neighborhood was developed with middle- to upper-class housing, primarily single family dwellings. There were also clubs, churches, schools, multi-family buildings, and a small number of neighborhood stores.

Five multi-family buildings were constructed within the neighborhood's historic period, including a group of Mission style cottages built during the 1920s. Three multi-unit buildings were constructed near the Elm Street Apartments during the same approximate time period. The Portland Heights Apartments at 1928 SW Laurel is a massive, hollow-brick constructed structure. A

United States Department of the Interior  
National Park Service

**National Register of Historic Places  
Continuation Sheet**

Section number 8 Page 5

---

fourplex next door to the Portland Heights Apartments at 2314 SW Vista is a simple shingle-sided Craftsman named the Vista Hill Apartments. The third building is located across from these two buildings on SW Vista and is a Colonial Revival style duplex.

The Elm Street Apartments were constructed one block from the streetcar line which ran to downtown Portland along SW Vista Avenue. In 1926, the buildings nearest to the Elm St. Apartments were single family dwellings and a church (1926 Sanborn Map). Most of these buildings remain today. Newer structures in the neighborhood, such as the condominiums on the opposite corner from the Elm Street Apartments, are of a scale and function consistent with the original neighborhood development.

Bowman and Wright Designs

**1624-1636 NE Tillamook Street**

The Bowman Apartments at 1624-1636 NE Tillamook were constructed in 1914. They are similar in terms of layout and general style to the Elm Street Apartments. However, those on Elm Street make a stronger design statement. The porches at 1624-1636 NE Tillamook are hipped continuations of the roofline, subservient to the building's mass. The highly designed porches at Elm Street are gabled, dominating over and concealing the main building mass behind open airy decorative elements, making the building appear smaller than it really is. The 19th Street side of the Elm Street apartments is broken into six bays using variations in texture and overhanging walls. In contrast, the side elevations of the Tillamook Apartments is a single plane broken into two textures, brick and stucco. The same comparison can be made of the walls facing the courtyards on both buildings, where the Elm Street Apartments are clearly more interesting visually.

United States Department of the Interior  
National Park Service

## National Register of Historic Places Continuation Sheet

Section number 8 Page 6

---

### 1825 NE 16th Street

Bowman's mid-sized apartment at 1825 NE 16th, built the same year and in the same neighborhood as 1624 NE Tillamook, lacks in design and adequate front yard setback to achieve the residential character found with his other apartments and flats. While 1825 NE 16th Street retains a modest scale (8 units) and pleasant design, it is nevertheless just one step removed from the many generic, commercial apartments erected during this time period.

### 1804 NE 24th Street

George Wright's fourplex flat at 1804 NE 24th, built by F. E. Bowman Company the same year as the Elm Street Apartments, shows some of the advantages of the Elm Street Apartments, but with less development. The facade, which is clearly simpler, uses a tasteful combination of four gabled forms, including upper story porches very similar to the Elm Street apartments. The first-floor porches are stucco instead of brick and lack the graceful arches found at Elm Street.

The F. E. Bowman Company built three additional mid-sized apartments during the 1920's, but abandoned the Craftsman Style altogether. The White Apartments (624-636 NW 20th Ave.), the Irving Street Bowman Apartments (2004-2018 NW Irving Street), and the apartments at 1610 NE Tillamook are all in the Mediterranean style. The Irving Street Bowman Apartments, designed by Otis Fitch, is on the National Register of Historic Places.

### 2056 and 2066 NW Glisan

George Wright's application for registration as an architect in Oregon lists two other apartments that he designed in Portland: the Westonia Apartments at 2066 NW Glisan (1914, 16 units) and the Classic

United States Department of the Interior  
National Park Service

## National Register of Historic Places Continuation Sheet

Section number 8 Page 7

---

Apartments at 2056 NW Glisan (1917, 21 units). These two were built by A.S. Ellis and show no relationship to Wright's work for Bowman. They are commercial brick structures designed for and placed in the more urbanized setting of Northwest Portland where residential neighborhood compatibility was less of an issue.

### Portland Inventory

Though the Portland Historic Resources Inventory lists the Elm Street Apartments as Arts and Crafts style, it is more appropriately identified with the Craftsman style due to the predominance of the Craftsman style front porches. No mid-sized Craftsman style apartments are listed in the Portland Historic Resources Inventory. No other apartments listed as Arts and Crafts style shown in the inventory resemble the Elm Street Apartments, though one house in particular at 2187 SW Market (built 1911) has a strong stylistic resemblance, with low gabled roof forms, and varied texture and massing of the side walls.

United States Department of the Interior  
National Park Service

**National Register of Historic Places  
Continuation Sheet**

Section number 9 Page 2

---

**BIBLIOGRAPHY**

City of Portland, Bureau of Buildings, Plumbing Inspection Records  
Building Permit Files

Crane Directory of Streets and Street Numbers, Portland, Oregon.  
Crane Direct Mail Service. 1931.

Multnomah County, Tax Assessor's Office records.

Multnomah County, Recorder's Office records.

Oregon State Board of Architect Examiners records.

Oregonian. 2/27/1916.

Polk's Portland Directory. Various dates.

Polk's Umatilla County Directory. 1921.

Portland Historic Resources Inventory. 1984.

Portland Realty Atlas. 1914. Portland Blueprint Company.

Sanborn Fire Insurance Maps.

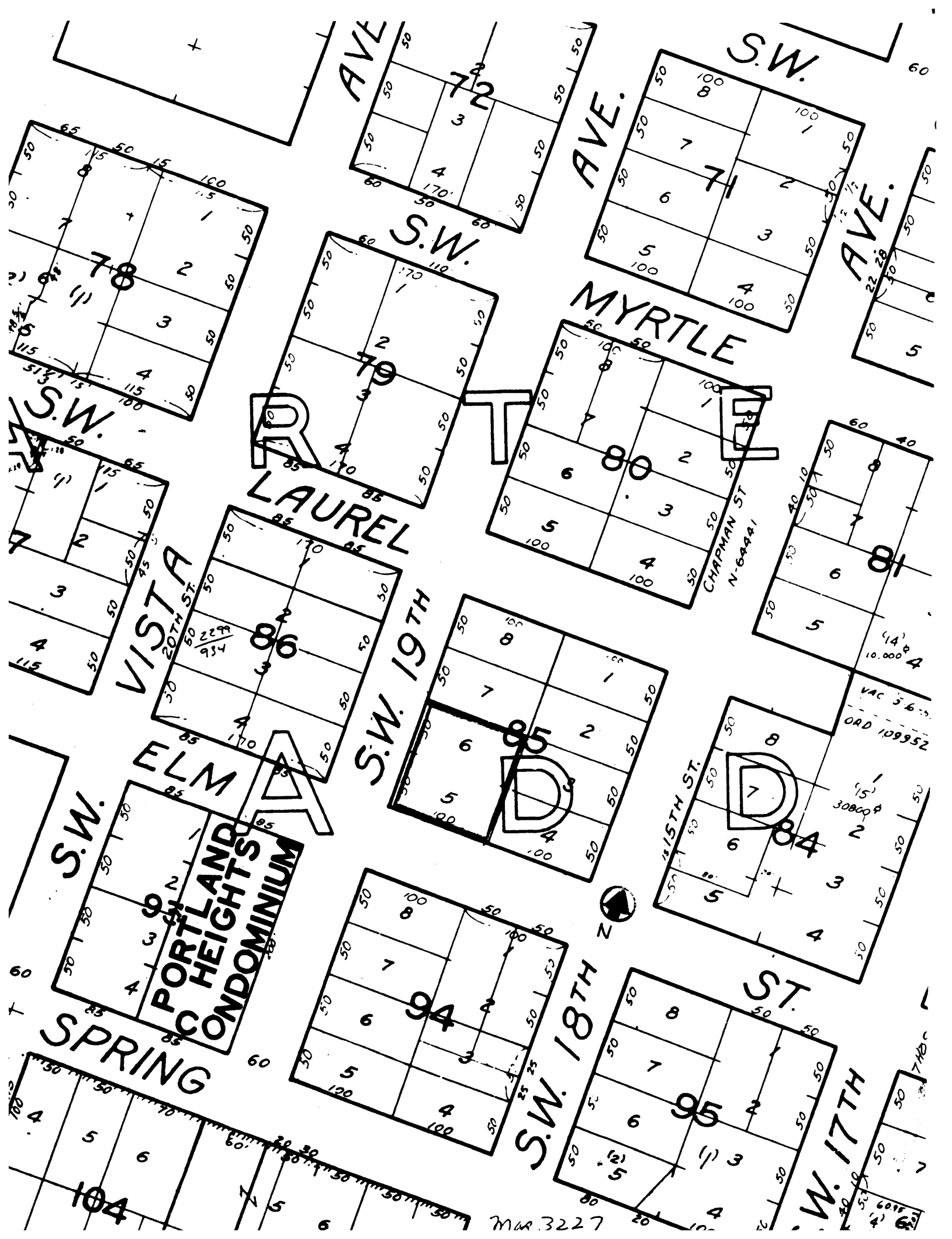
**National Register Nominations**

Irving Street Bowman Apartments. Prepared by Patricia L. Sackett.

F.E. Bowman Apartments. Prepared by Koler/Morrison Consultants.

**Interviews**

Mrs. Jane Hinsdale. Personal Interview. June 21, 1990.



AVE

S.W.

AVE.

AVE.

S.W.

MYRTLE

LAUREL

VISTA

S.W. 19TH

ELM

PORTLAND HEIGHTS CONDOMINIUM

SPRING

S.W. 18TH

ST.

W. 17TH

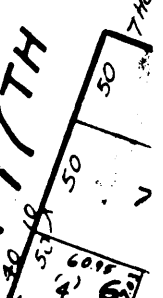
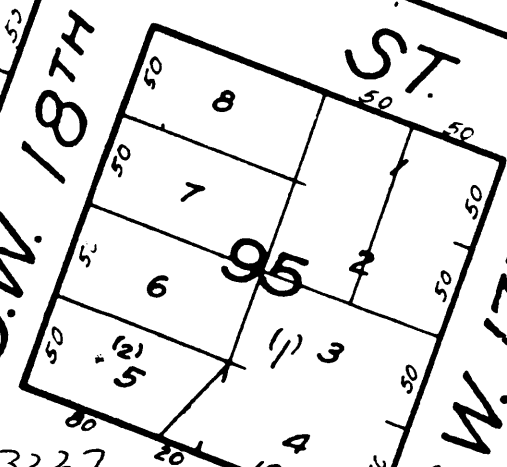
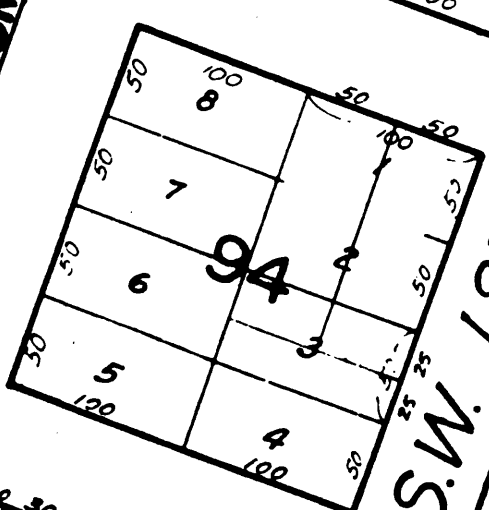
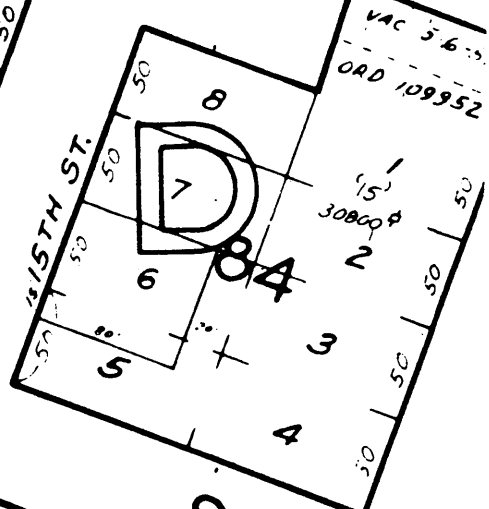
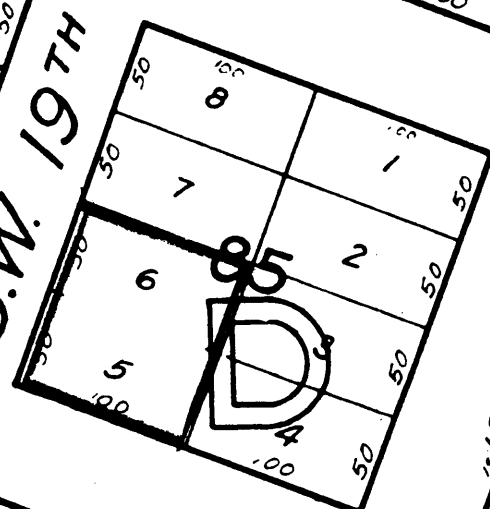
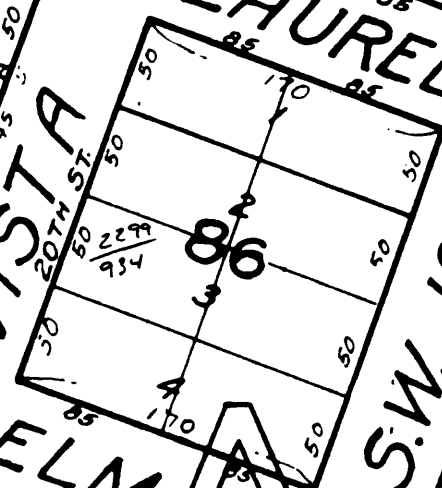
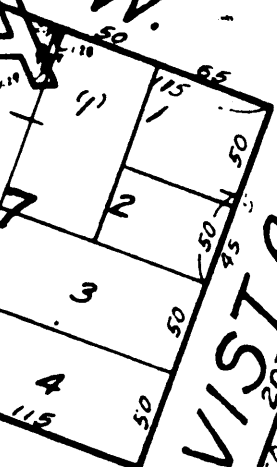
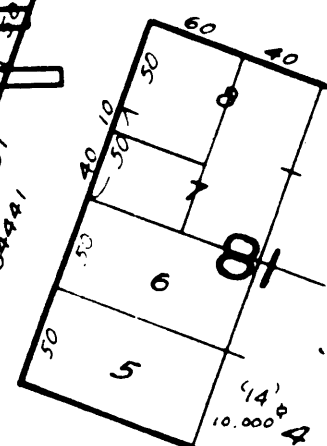
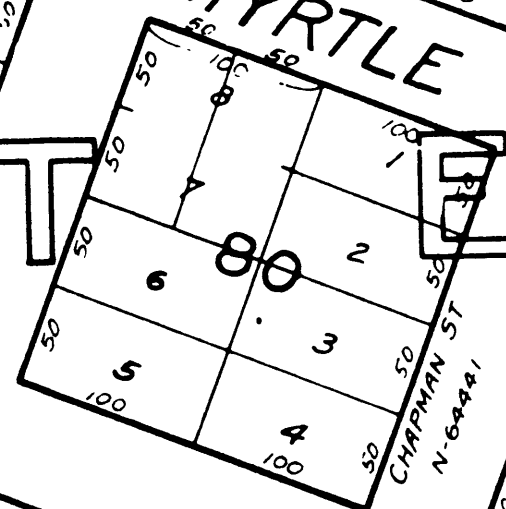
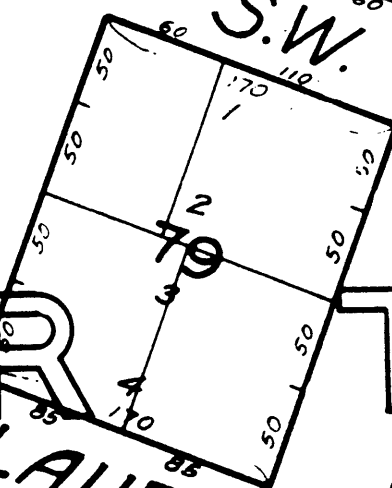
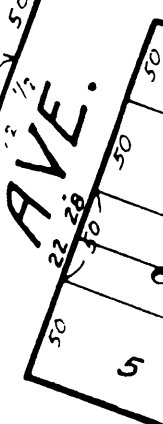
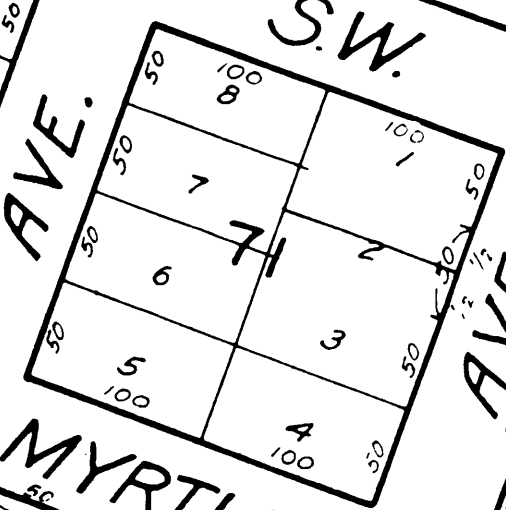
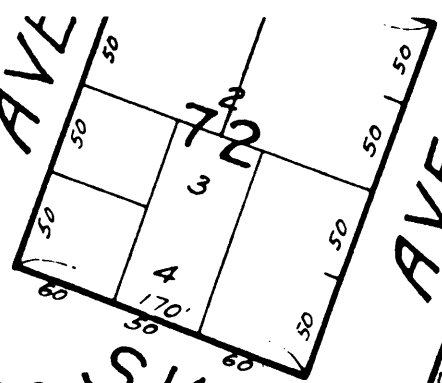
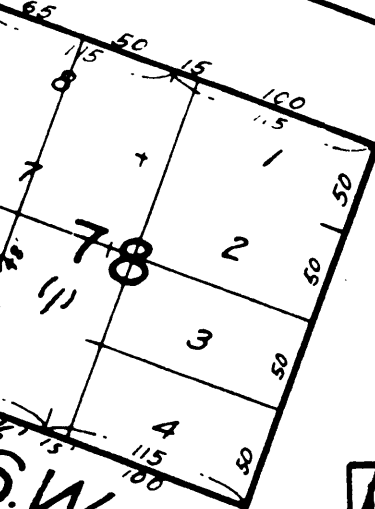
R

T

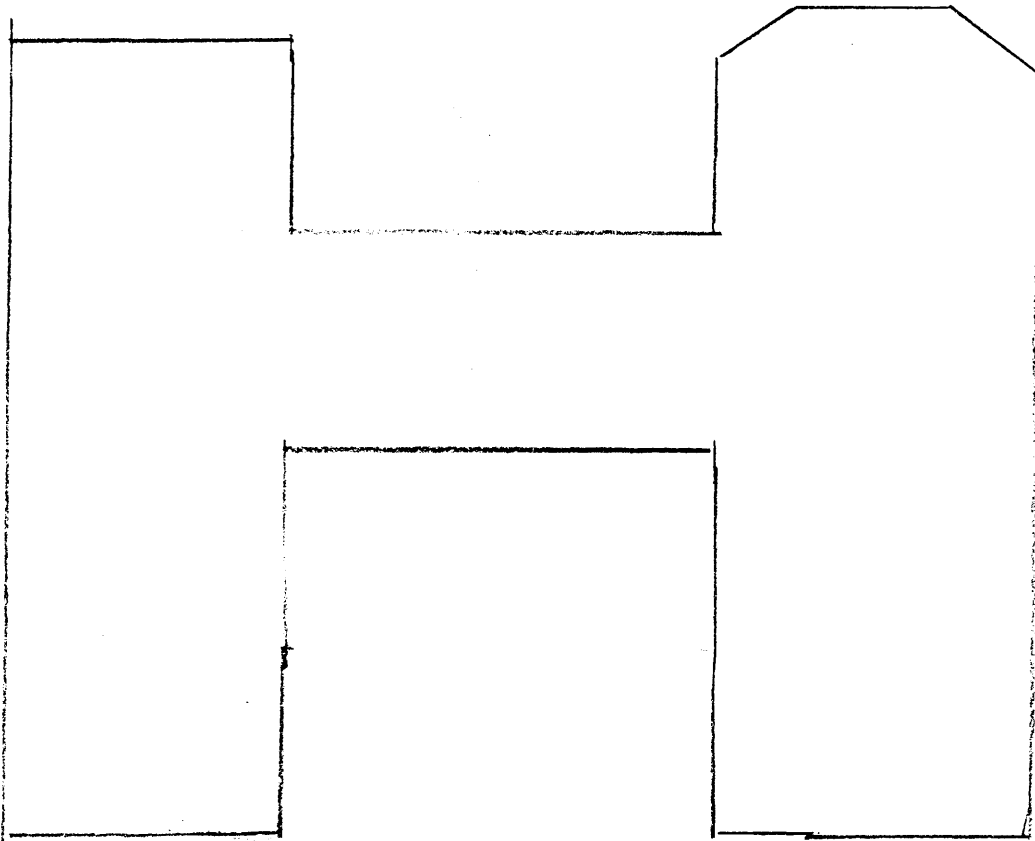

Q

D

D



MAR 3227



SW ELM ST.

ELM ST ADDN (NOT TO SCALE)



**Historic  
Resource  
Inventory**  
CITY OF PORTLAND, OREGON



0-259-01825

1825 S.W. Elm Street

Carter's, Block 85, Lots 5, 6  
QUARTER SECTION MAP #: 3227  
SWHRL

ORIGINAL FUNCTION: Apartment House

DATE BUILT: 1916

STYLE: Arts and Crafts

ARCHITECTURAL PLANS BY: Wright, G.R.

ORIGINAL OWNER: Bowman, F.E. and Company

TAX ASSESSOR'S ACCOUNT #: R-14040-6030

ZONING: R5

Rank II

**SPECIAL FEATURES AND MATERIALS:**

Low-pitched gable roofs. Wide eaves. Exposed beams. Courtyard. Stucco with half-timbering and brick exterior. Wood support beams on second story porches. Semi-elliptical arches, brick voussoirs with keystones, and wide brick piers on first floor porches.

**AREAS OF SIGNIFICANCE:** Architecture



0-259-01825

Architecture: Apartments with fireplaces and, originally, servants quarters in the basement of each. There is an identical apartment building, though on a smaller scale, in Irvington, also built by Mr. Bowman. He built about five apartment buildings around Portland, but lived in the one on Elm Street.

**BIBLIOGRAPHY:**

City of Portland Buildings Bureau microform and card files.

Multnomah County Tax Assessor records, microform, automated data files, and card files (Portland, 1980).

Portland City Directory (Portland, Oregon).

Sanborn Insurance Map, 1969.

Southwest Hills Residential League, inventory, 1981.

OLD ADDRESS: 571 Elm Street

ORIGINAL BUILDING PERMIT #: 58936

Present owner as of May 1981: Charles F. and Erma B. Walker

MAILING ADDRESS: c/o Breedlove, 138 S.W. Bancroft Court, Portland 97201

No Preservation Funding

Negative: 653-17

Score - Design/Construction: 10

Score - Historical:

Score - Rarity:

Score - Environment: 10

Score - Integrity: 10

Score - Intrinsic: 10

Score - Contextual: 20

Score - Total: 55