

United States Department of the Interior
National Park Service

National Register of Historic Places
Registration Form

This form is for use in nominating or requesting determinations for individual properties and districts. See the instructions in *How to Complete the National Register of Historic Places Registration Form* (National Register Bulletin 16A). Complete each item by marking "X" in the appropriate box or by entering the information requested. If an item does not apply to the property being documented, enter "N/A" for "not applicable." For functions, architectural classification, materials, and areas of significance, enter only categories and subcategories from the instructions. Place additional entries and narrative items on continuation sheets (NPS Form 10-9000a). Use a typewriter, word processor, or computer, to complete all items.

1. Name of Property

Historic name Nielsen Farm
Other name/site number _____

2. Location

Street & number 1125 E. Pike Drive not for publication
City or town Sylvan Grove vicinity
State Kansas Code KS County Lincoln Code 105 Zip code 67481

3. State/Federal Agency Certification

As the designated authority under the National Historic Preservation Act, as amended, I hereby certify that this nomination request for determination of eligibility meets the documentation standards for registering properties in the National Register of Historic Places and meets the procedural and professional requirements set forth in 36 CFR Part 60. In my opinion, the property meets does not meet the National Register criteria. I recommend that this property be considered significant nationally statewide locally. (See continuation sheet for additional comments.)

[Signature] 11/21/05
Signature of certifying official/Title Kansas State Historical Society Date

State or Federal agency and bureau

In my opinion, the property meets does not meet the National Register criteria. (See continuation sheet for additional Comments.)

Signature of commenting official /Title Date

State or Federal agency and bureau

4. National Park Service Certification

I hereby certify that the property is

- entered in the National Register. See continuation sheet.
- determined eligible for the National Register See continuation sheet.
- determined not eligible for the National Register
- removed from the National Register
- other, (explain:)

[Signature]
Signature of the Keeper

1-11-06
Date of Action

Nielsen Farm
Name of property

Lincoln County, Kansas
County and State

5. Classification

Ownership of Property
(Check as many boxes as apply)

- private
- public-local
- public-State
- public-Federal

Category of Property
(Check only one box)

- building(s)
- district
- site
- structure
- object

Number of Resources within Property
(Do not include previously listed resources in the count.)

Contributing	Noncontributing	
2	2	buildings
		sites
		structures
		objects
2	2	total

Name of related multiple property listing
(Enter "N/A" if property is not part of a multiple property listing.)
n/a

Number of contributing resources previously listed in the National Register
0

6. Function or Use

Historic Functions
(Enter Categories from instructions)

AGRICULTURAL: Outbuilding; Barn

DOMESTIC: Single Dwelling

Current Functions
(Enter categories from instructions)

AGRICULTURAL: Outbuilding; Barn

DOMESTIC: Single Dwelling

7. Description

Architectural Classification
(Enter categories from instructions)

NO STYLE

Materials
(Enter categories from instructions)

foundation STONE: Sandstone
walls STONE: Limestone

roof ASPHALT

other

Narrative Description

(Describe the historic and current condition of the property on one or more continuation sheets.)

United States Department of the Interior
National Park Service

National Register of Historic Places
Continuation Sheet

Nielsen Farm
Lincoln County, KS

Section number 7 Page 1

Architectural Description

The Nielsen Farm is situated along Spillman Creek on the west edge of the small town of Denmark, Kansas, in Lincoln County at 1125 E. Pike Drive. The farmstead dates to the mid-1870s, and the extant buildings within the nominated boundaries include a vernacular limestone house (c. 1894), a limestone barn (c. 1903), metal garage (c. 1976), and three interconnected machine sheds (c. 1952, 1960s, and 1978). Shelterbelts to the north and east encase the farmstead. The two-story house was constructed by Danish immigrant and stonemason Niels Nielsen and is defined by its massive limestone lintels and quoins, the clipped gables, and the inset porch with unique smooth-stone arches and rounded pillars. Niels' son Chris (C.C.) built the rusticated limestone barn with a wood frame roof structure in 1903. Additions and alterations to the original building are evident, but they do not detract from the uniqueness of the original construction and design.

House (circa 1894) – Contributing

Exterior

The original portion of the house features a T-shape plan. A defining characteristic of the house is the massive smooth-cut lintels and quoins. The limestone walls are 16 inches thick. The building has a full basement that is partially above ground with window openings throughout the foundation. The building rests on a sandstone foundation that is topped by a projecting smooth-cut limestone belt course. Most windows have been replaced. The roof features intersecting gables with clipped ends and gabled dormers.

The front of the house was reoriented in 1920 from the north elevation to the east elevation with the construction of a one-story limestone porch. The centered flat-roof porch supported by four rusticated limestone square pillars dominates the front (east) elevation. There are seven evenly spaced openings on the first level of the east elevation – five windows and two doors. The original 4/4 double-hung windows have been replaced, but the original openings remain. Each window features a projecting limestone sill and oversize smooth-cut stone lintel. The projecting clipped gable contains two centered openings. Both openings were originally windows, but the south window was converted to a doorway when the porch was added in 1920. The two gabled dormers – one on each end – provide balance and symmetry to the east elevation. Each dormer is sided with clapboard and contains one 1/1 window and a triangular vent.

The north elevation features the building's most unique decorative element – the inset arched entryway with simple rounded columns. The two smooth-cut flared columns rest on square unadorned limestone blocks and feature flat stylized capitals. Three smooth-cut stone arches

United States Department of the Interior
National Park Service

National Register of Historic Places
Continuation Sheet

Nielsen Farm
Lincoln County, KS

Section number 7 **Page** 2

frame the entryway. This original entrance to the house was enclosed with glass blocks in the 1940s. This elevation also includes an original 4/4 wood window west of the enclosed porch and two gabled dormers with one 1/1 window and clapboard siding. The projecting bay east of the porch contains three evenly spaced 1/1 windows on the first level and one central 1/1 window beneath the clipped gable. The west side of this projecting bay contains one 1/1 window on the first level and a gabled dormer with one 1/1 window and clapboard siding.

The west elevation consists of the end of the projecting T and two small additions. The projecting end features a ground level double-door entrance that leads to the basement. (This is an original basement entrance). A massive smooth-cut stone lintel defines this door opening, which is located on the northwest corner. The two square basement window openings along the foundation have been filled in with sandstone and now consist of a single row of square glass blocks. There is a single window on the first level in the southwest corner of the projecting end. There is one centered window on the second level beneath a clipped gable. The south side of this projecting bay features one gabled dormer with one 1/1 window and clapboard siding.

Adjoining this projecting end is a two-story square section with a hip roof and gabled dormer, and a one-story addition with a flat roof. This two-story section was originally an open L porch that was enclosed in the 1920s and made into the current kitchen. It exhibits many of the same characteristics as the original section, including two gabled dormers with clapboard siding, quoins and oversized smooth-cut lintels. However, the three first-level windows feature smaller openings than others throughout the house, and the foundation is made of limestone rather than the sandstone found elsewhere on the building. The base of the flat-roof addition was added in 1920 and later enclosed. It now serves as the back porch entrance. The base of the porch addition is constructed of rusticated limestone, but the top half is frame and contains six windows. Six limestone steps lead up to the south-facing entrance.

The south elevation includes the above-mentioned addition and enclosed porch as well as a projecting bay. The first level of the bay includes a centered door opening (that is now boarded) flanked by two 1/1 windows. The middle opening was converted to a doorway during the 1920 renovation. The second level contains a single centered window beneath a clipped gable. There are two square basement windows that maintain their original openings.

Interior

The arrangement of the rooms has changed with the renovations and additions over the years. Electricity and plumbing were added in the early twentieth century. Niels' daughter-in-law, Christena (Stena) Larson Nielsen, added closets to the upstairs bedrooms in 1914 while Niels' was on a trip to Denmark. Stena also oversaw the first major remodeling in 1920. With the addition of

United States Department of the Interior
National Park Service

National Register of Historic Places
Continuation Sheet

Nielsen Farm
Lincoln County, KS

Section number 7 Page 3

the porch on the east elevation, the former parlor became a dining room. The stairway leading upstairs was moved. The kitchen became a washroom where washing machines and tubs were housed for hired men to clean up. The second floor remained mostly the same, with the only major change being the addition of a bedroom above the porch that was enclosed in the southwest corner.

Niels' grandson Paul Nielsen and his wife Ariel Nygaard Nielsen oversaw renovations in the 1940s and 1970s. These generally included bathroom and kitchen remodeling. Paul added insulation and paneling upstairs and improved the attic. Within the last 30 years the basement walls have been replastered and repainted.

Barn (1903) – Contributing

The two-story limestone barn is situated northwest of the house and faces east. The rusticated limestone blocks are cut in a manner very similar to those on the house. The wood-frame gable roof is covered with asphalt shingles. A centered round-arch entrance defines the east (rear) elevation. The two wood doors each with a single window are mounted on a sliding track. The area within the arch is filled in with wood. A single door is located to the right of the sliding doors. The wood frame gable is sided with clapboard and features two fixed 4-light wood windows. A diamond-shaped vent is situated at the peak of the gable.

Each side elevation (north and south) features five identical, evenly spaced windows with projecting limestone sills. These 3-light windows are fixed. The south elevation also contains a larger window at the southeast corner.

The west elevation is nearly identical to the east elevation. It is dominated by large double sliding doors encased in a round arch. Directly above the arch is a hatch door to the haymow. The wood frame gable is sided with clapboard and features two fixed 4-light wood windows. A cantilevered beak protrudes from the roof peak.

Garage (1976) – Non-Contributing

A north-facing three-car metal garage is located directly west of the house.

Sheds (1952, 1960s, and 1978) – Non-Contributing

A south-facing, interconnected complex of machine sheds is located north of the house next to the shelterbelt. The center portion is concrete and was built in 1952 and served as a chicken coop. The west portion is a circa 1960s open-faced metal shed where tractors are stored. The east portion is a 1978 metal shed.

Name of Property Nielsen Farm

County and State Lincoln County, Kansas

8. Statement of Significance

Applicable National Register Criteria

(Mark "X" in one or more boxes for the criteria qualifying the property for National Register)

- A** Property is associated with events that have made a significant contribution to the broad patterns of our history
- B** Property is associated with the lives of persons significant in our past.
- C** Property embodies the distinctive characteristics of a type, period, or method of construction or represents the work of a master, or possesses high artistic values, or represents a significant and distinguishable entity whose components lack individual distinction.
- D** Property has yielded, or likely to yield, information important in prehistory or history.

Criteria Considerations

(Mark "x" in all the boxes that apply.)

Property is:

- A** owned by a religious institution or used for religious purposes.
- B** removed from its original location.
- C** a birthplace or grave.
- D** a cemetery.
- E** a reconstructed building, object, or structure.
- F** a commemorative property.
- G** less than 50 years of age or achieved significance within the past 50 years

Narrative Statement of Significance

(Explain the significance of the property on one or more continuation sheets.)

Areas of Significance

(Enter categories from instructions)

ARCHITECTURE

ETHNIC HERITAGE: Other (Danish)

EXPLORATION / SETTLEMENT

Period of Significance

c. 1894-1955

Significant Dates

c. 1894; 1903; 1920

Significant Person

(Complete if Criterion B is marked above)

N/A

Cultural Affiliation

N/A

Architect/Builder

Nielsen, Niels (builder)

9. Major Bibliographical References

Bibliography

(Cite the books, articles, and other sources used in preparing this form on one or more continuation sheets.)

Previous documentation on file (NPS): Primary location of additional data:

- preliminary determination of individual listing (36 CFR 67) has been requested
- Previously listed in the National Register
- previously determined eligible by the National Register
- designated a National Historic Landmark
- recorded by Historic American Buildings Survey # _____
- recorded by Historic American Engineering

Record # _____

- State Historic Preservation Office
- Other State agency
- Federal agency
- Local government
- University
- Other

Name of repository:

United States Department of the Interior
National Park Service

National Register of Historic Places
Continuation Sheet

Nielsen Farm
Lincoln County, KS

Section number 8 Page 4

Statement of Significance

The Nielsen House (c. 1894) and barn (c. 1903) is being nominated to the National Register of Historic Places under Criterion A for its association with the Danish immigration to Kansas and Criterion C for its architectural significance as a unique example of a late nineteenth-century vernacular limestone farmhouse and barn. Danish immigrant and experienced stonemason Niels Nielsen built the house for his family with limestone quarried from pastureland south of the house. The farmstead remains in the Nielsen family and the fifth generation currently occupies the house. The changes to the house, the most substantial in 1920, do not detract from the original design. The house and barn retain much of their architectural integrity.

Danish Settlement in Kansas

Although Danish immigration to Kansas was considerably lower than other states such as Iowa, Wisconsin, or Nebraska, Kansas did have a Danish settlement in Marshall County in 1855. Following the Civil War and the enactment of the Homestead Act, Danish settlements increased in Kansas to include the following counties: Marshall, Doniphan, Ottawa, Lincoln, Washington, Cloud, Osage, Jackson, Marion, Hodgeman, and Rawlins.

Thus the Homestead Act and the building of the railroads during the second half of the century, created the catalyst for the settling of the state, the success of which would not have been so great had one event taken place without the other. The Homestead Act, explained in millions of pamphlets and many languages, brought across a simple message of 160 acres of free land. The overcrowding in Denmark (Europe) and the compulsory military service under the Prussians may have been reasons Niels Nielsen moved to the United States.

Niels first emigrated from Faske, Denmark, in 1866. He settled in Wisconsin and then four years later, Dorothea Jensen arrived in Chicago where they were married. They were each 30 years of age, and had evidently known each other from Denmark (Europe). Dorothea's coming to America was against her parents' wishes and relations were strained for many years until the Jensen Peace Offering arrived many years later. (This was an embroidered dove and is in the possession of Dorothy Nielsen Andresen's family.) Dorothea's wooden trunk that carried her possessions from Europe to America remains at the Nielsen home.

The Denmark, Kansas, community was settled in part by followers of the Grundtvigian faction of the Lutheran Church. Kansas Grundtvigian attempted to follow Grundtvig's teachings, part of which included an emphasis on Danish heritage by regular teachings of Danish language and culture.

United States Department of the Interior
National Park Service

National Register of Historic Places
Continuation Sheet

Nielsen Farm
Lincoln County, KS

Section number 8 Page 5

The Lincoln County Grundtvigian group was more successful than its counterpart in Osage County. The settlement thrived into the 20th century after almost being obliterated by an Indian raid a few months after its founding. The Nielsen family was part of the second attempt to settle in Denmark, Kansas, after an Indian raid in 1869, frightened away the first settlers. Niels and Dorothea joined the Christensen group from Junction City and came to Denmark, Kansas, in January 1871.

While one may ask what is so significant about this one family, the answer lies in the fact that Niels and Dorothea were instrumental in the establishment of Denmark as well as the Denmark Lutheran Church. Along with three other families, they had the faith and tenacity to endure the Kansas prairie hardships such as locusts and droughts.

Niels was a charter member of the Denmark Evangelical Lutheran Church,¹ which celebrated its 125th anniversary in October 2003.² It is certain that he also participated in the establishment of the Denmark community hall. This hall, built in 1911, has provided community events such as 4-H club meetings, parties, wedding receptions, and so forth for all these years. Some of Niels and Dorothea's descendents participated in Danish folk dancing groups. Even the fifth generation of Nielsen children has danced around the Christmas tree in the same hall as well as participating in Danish folk dancing groups.

Niels and Dorothea's children grew up and settled within the community. Their son, Carl Christian (C.C.) took over the farm in 1900, and then C.C.'s son Paul began his stewardship of the property in 1942. Niels' great-grandson, Merrill Nielsen began his farming career in 1977 and his children, Carl, Hannah, and Christena Nielsen are the fifth generation to live on this Lincoln County farm.

Few families in Lincoln County have been able to continuously inhabit the land their ancestors homesteaded. This family has passed along the values of hard work, faith in God, and community pride that continues today.

Farmstead and Family History

Niels and Dorothea located their open dugout on the east bank of Spillman Creek in Lincoln County. The winter of 1871 was mild, but the dugout was improved before the second more severe winter.

¹ Originally known as the Danske Evangelist Lutheran Kirke, this building was listed on the National Register of Historic Places in 1991.

² "The Centennial Anniversary: Denmark Evangelical Lutheran Community Church." In *Lincoln, Kansas: Lutheran Church in America, 1878-1978*. 1978.

United States Department of the Interior
National Park Service

National Register of Historic Places
Continuation Sheet

Nielsen Farm
Lincoln County, KS

Section number 8 Page 6

Their first child, Hannah Pauline, was born in this dugout on July 25, 1872. Niels' soon constructed a frame clapboard house that was located the vicinity of the where the barn sits today. The Nielsen's four sons were born in this house: Hans Peter, July 1874; Carl Christian, May 1876; Ludwig August, March 1878; and Harold Theodore, December 1879.

Niels received the title to the homestead on October 1, 1877. It was during this time while living in the clapboard residence that Niels built Dorothea a rocking chair made of native walnut found on the creek. Dorothea is pictured sitting in this rocker in an 1887 family photo. The rocker remains in the Nielsen house and has been restored twice.

During the late 1880 and early 1890s, Niels and his sons Hans, C.C., Ludwig, and H.T. quarried rock from their pastureland for the stone house. Day after day, Niels could be seen "dressing" the rock with the help of his sons. Because the stone was came out of the quarry slightly irregular, the edges needed to be chipped and the sides smoothed to make nice rectangular blocks. They hauled it from the quarry to the building site. In addition, they made cap rocks for the doors and windows, and arches were shaped for the north porch. For many years family members wondered where Niels acquired his stone masonry skills. However, in later trips back to Denmark, family members have confirmed that Niels and his brother Hans worked in the Fakse Kalkgrubber.³

Niels and his sons dug the basement and probably began laying rock in 1889 or 1890. Niels carved "A.D. 1891 N.N. and DN" into the stone entrance to the living quarters in the basement. The family moved into the basement upon completion of the walls and roof. No records have been found that suggest how the individual rooms were used. Oral tradition suggests that the south room was the sleeping quarters for the sons. It is believed that neighbors first entered the first story rooms for the funeral services of Ludwig Nielsen who died suddenly on February 23, 1895. However, the house appears virtually complete in a summer 1894 photograph.

Dorothea lived in her new home a short time, passing away June 15, 1897, at age 57. The house was again used for the memorial service. At her passing, daughter Hannah took over the household duties with hired help. One of the hired women, Christena (Stena) Larson married Niels' son C.C. on March 8, 1900. Thus, they became the second family to live on the Nielsen homestead.

C.C. and Stena Nielsen made many improvements to the property from 1900 to 1942. A hand dug well with a hand pump on the north porch provided water for the house. Also on the north porch was a small trap door where perishables could be lowered by ropes into the well area for cooling.

³ For a brief history about the limestone industry in Denmark, visit <http://www.monsted-kalkgruber.dk/uk/History.htm>.

United States Department of the Interior
National Park Service

National Register of Historic Places
Continuation Sheet

Nielsen Farm
Lincoln County, KS

Section number 8 **Page** 7

Another opening to this well (covered by a screen) could also be accessed from the hallway to the basement. Stena added upstairs closets during Niels' 1914 trip to overseas to Denmark. A major renovation began in 1920, which included the addition of a one-story flat-roof porch on the east elevation. The uses of the interior rooms were changed to reflect this reorientation. The house was wired for electricity at this time, replacing the early 1900s carbide lighting. Various hired men helped complete the projects, including John Sherman, Bill Peacock, and Bill Sheets.

C.C. and Stena added the limestone barn to the homestead in 1903. A well was just inside the barn. A windmill was placed on the barn roof in 1906 and thus water could be pumped and stored in a tank located in the barn loft. The tank remains intact. Pipes were then laid to the house and running water was available. A small bathroom was then added on the first floor.

C.C. and Stena's four children were all born in this house: Dorothy Pauline, Paul Leslie, Clarence Ludwig, and Leland Chris. Before his death in October 1917, Dorothy came to know her grandfather quite well and enjoyed walks around the farm with him. The family gathered at the house for a memorial service when he died. They gathered at the house again in 1944 when C.C. died.

Paul and Ariel (Nygaard) Nielsen moved into the house in 1942 and became the third generation to occupy the farmstead. Their major changes to the house included pouring a concrete floor for the north porch and enclosing the porch with glass blocks, bathroom and kitchen remodeling, insulating and paneling the upstairs, improving the attic, and replastering and painting the basement walls. A chicken coop was constructed north of the house in 1952 and is now used for machine storage. It is now flanked by two metal machine sheds (c. 1960s and 1978). A three-car garage was built west of the house in 1976. Paul and Ariel moved off the homestead when son Merrill married Kathryn Lupfer in 1983. Their children, Carl William, Hannah Grace, and Christena Rae, are the fifth generation of Nielsens to call this place home.

United States Department of the Interior
National Park Service

National Register of Historic Places
Continuation Sheet

Nielsen Farm
Lincoln County, KS

Section number 9 Page 8

Bibliography

Barr, Elizabeth. *Souvenir History of Lincoln County*. Lincoln, KS: Lincoln County Centennial Committee, 1908.

Carter, Thomas. "Danes." *America's Architectural Roots: Ethnic Groups that Built America*. Edited by Dell Upton. Pages 118-123.

"The Centennial Anniversary: Denmark Evangelical Lutheran Community Church." In Lincoln, Kansas: Lutheran Church in America, 1878-1978. 1978.

Christensen, Thomas Peter, PhD. "The Danish Settlements in Kansas." *Kansas Historical Collections* Vol. 17, 1928.

Faber, Tobias. *A History of Danish Architecture*. Denmark: Det Danske Selskab, 1963.

Holm, Lionel. Letter dated July 24, 1979. Transcribed in *Our Nielsen Family: Descendants of Niels and Dorothea (Jensen) Nielsen, 1870 to 1980*, by Ariel N. Nielsen; 1980.

Homan, Dorthea Tarrance. *Lincoln – That County in Kansas*. Lindsborg, 1979.

Mitchell, Nancy. "Danish Immigration to Kansas, 1850 to 1900." Unpublished research paper written for History 696: Danish Cultural and Intellectual History. Professor Thorkild Kjaergaard. Spring 1987.

Nielsen, Ariel Nygaard. *Homes on the Nielsen Homestead: Recollections of Paul Leslie Nielsen, Dorothy Nielsen Andreson, and Ariel Nygaard Nielsen*. Unpublished Manuscript: 14 April 1985.

Nielsen, Mary Latham. *And Now, A Century Later, We Remember*. Unpublished Manuscript: 1971.

Sorensen, Ruth. *Beyond the Prairie Wind*. Hillsboro, KS: Partnership Book Services, 1996.

_____. *Business Development in Denmark, Kansas*. Unpublished. N.D.

United States Department of the Interior
National Park Service

National Register of Historic Places
Continuation Sheet

Nielsen Farm
Lincoln County, KS

Section number 10 **Page** 9

Verbal Boundary Description

The Nielsen farmhouse and barn are located on the west half of the NW ¼ 23-11-9 in Grant Township, Lincoln County, Kansas. The boundary to the east is a private driveway that comes in from the county road to the north of the house. The boundary to the west is the north edge of 23-11-9. This area is five acres.

Boundary Justification

The Nielsen farm is located immediately west of Denmark, Kansas. The limestone house and barn, in addition to other non-contributing farm buildings, is situated on a five-acre tract of land.

United States Department of the Interior
National Park Service

National Register of Historic Places
Continuation Sheet

Nielsen Farm
Lincoln County, KS

Section number 11 Page 10

Photographic Information

The following information is consistent for all photographs:

1. Nielsen Farm
2. Lincoln County, KS
3. Photographer: Sarah J. Martin
4. 5 October 2005
5. Digital photographs on file at the Kansas State Historical Society

Photo #1: House, East elevation, view from northeast

Photo #2: House, East elevation, view from north

Photo #3: House, South elevation, view from south

Photo #4: House, South elevation, view from southwest

Photo #5: House, North elevation, view from north

Photo #6: House, Window close-up, north elevation, view from north

Photo #7: House, Interior, 1st level, view from southwest

Photo #8: House, Interior, doorway, 1st level

Photo #9: House, Interior, stairway to 2nd level

Photo #10: Barn, South (side) and east (front) elevations, view from southeast

Photo #11: Barn, Interior



















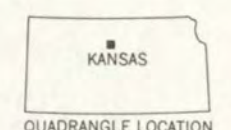
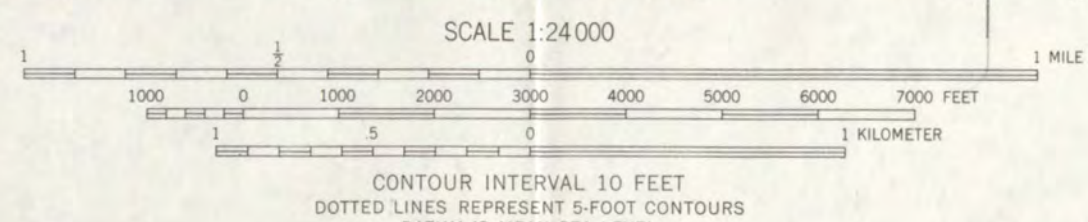
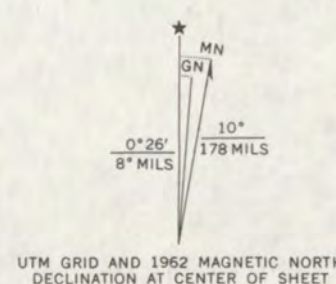






NIELSEN FARM
LINCOLN CO. KS
14 561100
4326100

Maped, edited, and published by the Geological Survey as part of the Department of the Interior program for the development of the Missouri River Basin Control by USGS and USC&GS
Topography by photogrammetric methods from aerial photographs taken 1961. Field checked 1962
Polyconic projection. 1927 North American datum 10,000-foot grid based on Kansas coordinate system, north zone 1000-meter Universal Transverse Mercator grid ticks, zone 14, shown in blue
Fine red dashed lines indicate selected fence and field lines where generally visible on aerial photographs. This information is unchecked



ROAD CLASSIFICATION
Medium-duty — Light-duty
Unimproved dirt — State Route

THIS MAP COMPLIES WITH NATIONAL MAP ACCURACY STANDARDS
FOR SALE BY U. S. GEOLOGICAL SURVEY, DENVER 25, COLORADO OR WASHINGTON 25, D. C.
AND BY THE STATE GEOLOGICAL SURVEY, LAWRENCE, KANSAS
A FOLDER DESCRIBING TOPOGRAPHIC MAPS AND SYMBOLS IS AVAILABLE ON REQUEST

VESPER, KANS.
N3900—W9815/7.5

National Register of Historic Places

Note to the record

Additional Documentation: 2017



6425 SW 6th Avenue
Topeka KS 66615

phone: 785-272-8681
fax: 785-272-8682
kshs.shpo@ks.gov

Sam Brownback, Governor
Jennie Chinn, Executive Director

October 17, 2017

Paul Loether
National Park Service
National Register of Historic Places
1849 C Street, NW, Mail Stop 7228
Washington, DC 20240

Re: National Register city name change

Dear Mr. Loether:

The city name for the following National Register-listed property is inaccurately selected in the nomination form. This letter requests the NPS update the city name for the property. No other updates or amendments to this property are requested at this time.

1. Nielsen Farm, Lincoln County, Kansas (NRIS #05001513)
 - a. Inaccurate city name: Sylvan Grove vicinity
 - b. Update city name to: Denmark vicinity

If you have any questions about this letter, please contact Amanda Loughlin, National Register coordinator, at 785-272-8681 ext. 216 or amanda.loughlin@ks.gov.

Sincerely,

Patrick Zollner
Deputy State Historic Preservation Officer

UNITED STATES DEPARTMENT OF THE INTERIOR
NATIONAL PARK SERVICE

NATIONAL REGISTER OF HISTORIC PLACES
EVALUATION/RETURN SHEET

Requested Action: Additional Documentation

Property Name: Nielsen Farm

Multiple Name: _____

State & County: KANSAS, Lincoln

Date Received: 10/30/2017 Date of Pending List: 11/27/2017 Date of 16th Day: 12/12/2017 Date of 45th Day: 12/14/2017 Date of Weekly List: _____

Reference number: AD05001513

Nominator: State

Reason For Review: _____

X Accept Return Reject 12/12/2017 Date

Abstract/Summary
Comments: _____

Recommendation/
Criteria _____

Reviewer Alexis Abernathy  Discipline Historian

Telephone (202)354-2236 Date 12/12/2017

DOCUMENTATION: see attached comments : No see attached SLR : No

If a nomination is returned to the nomination authority, the nomination is no longer under consideration by the National Park Service.

National Register of Historic Places
Memo to File

Correspondence

The Correspondence consists of communications from (and possibly to) the nominating authority, notes from the staff of the National Register of Historic Places, and/or other material the National Register of Historic Places received associated with the property.

Correspondence may also include information from other sources, drafts of the nomination, letters of support or objection, memorandums, and ephemera which document the efforts to recognize the property.

UNITED STATES DEPARTMENT OF THE INTERIOR
NATIONAL PARK SERVICE

NATIONAL REGISTER OF HISTORIC PLACES
EVALUATION/RETURN SHEET

REQUESTED ACTION: NOMINATION

PROPERTY Nielsen Farm
NAME:

MULTIPLE
NAME:

STATE & COUNTY: KANSAS, Lincoln

DATE RECEIVED: 11/28/05 DATE OF PENDING LIST: 12/14/05
DATE OF 16TH DAY: 12/29/05 DATE OF 45TH DAY: 1/11/06
DATE OF WEEKLY LIST:

REFERENCE NUMBER: 05001513

REASONS FOR REVIEW:

APPEAL: N DATA PROBLEM: N LANDSCAPE: N LESS THAN 50 YEARS: N
OTHER: N PDIL: N PERIOD: N PROGRAM UNAPPROVED: N
REQUEST: N SAMPLE: N SLR DRAFT: N NATIONAL: N

COMMENT WAIVER: N

ACCEPT RETURN REJECT 1.11.06 DATE

ABSTRACT/SUMMARY COMMENTS:

Entered in the
National Register

RECOM./CRITERIA _____

REVIEWER _____ DISCIPLINE _____

TELEPHONE _____ DATE _____

DOCUMENTATION see attached comments Y/N see attached SLR Y/N

If a nomination is returned to the nominating authority, the nomination is no longer under consideration by the NPS.