


(Oct. 1990)

8064

United States Department of the Interior
National Park Service
National Register of Historic Places
Registration Form



This form is for use in nominating or requesting determinations for individual properties and districts. See instructions in How to Complete the National Register of Historic Places Registration Form (National Register Bulletin 16A). Complete each item by marking "x" in the appropriate box or by entering the information requested. If an item does not apply to the property being documented, enter "N/A" for "not applicable." For functions, architectural classification, materials, and areas of significance, enter only categories and subcategories from the instructions. Place additional entries and narrative items on continuation sheets (NPS Form 10-900a). Use a typewriter, word processor, or computer, to complete all items.

1. Name of Property

historic name Normal Station Historic District

other names/site number N/A

2. Location

street & number Roughly bounded by Highland on the west, Goodlett on the east, Southern Railroad on the north (excluding U of M property), & rear property lines of Marion and some parcels on Park on the south. N/A not for publication

city or town Memphis NA vicinity

state Tennessee code TN county Shelby code 157 zip code 38111

3. State/Federal Agency Certification

As the designated authority under the National Historic Preservation Act, as amended, I hereby certify that this nomination request for determination of eligibility meets the documentation standards for registering properties in the National Register of Historic Places and meets the procedural and professional requirements set for in 36 CFR Part 60. In my opinion, the property meets does not meet the National Register criteria. I recommend that this property be considered significant nationally statewide locally. (See continuation sheet for additional comments.)

Signature of certifying official/Title Date
Deputy State Historic Preservation Officer
State or Federal agency and bureau

In my opinion, the property meets does not meet the National Register criteria. (See Continuation sheet for additional comments.)

Signature of certifying official/Title Date
State or Federal agency and bureau

4. National Park Service Certification

I hereby certify that the property is:

- entered in the National Register. See continuation sheet
determined eligible for the National Register. See continuation sheet
determined not eligible for the National Register.
removed from the National Register.
other, (explain):

Signature of the Keeper Date of Action
Dwaine J. Vixen 8/10/05

Normal Station Historic District
Name of Property

Shelby County, TN
County and State

5. Classification

Ownership of Property
(Check as many boxes as apply)

Category of Property
(Check only one box)

Number of Resources within Property
(Do not include previously listed resources in count.)

- private
- public-local
- public-State
- public-Federal
- building(s)
- district
- site
- structure
- object

Contributing	Noncontributing	
1227	405	buildings
1		sites
		structures
		objects
1228	405	Total

Name of related multiple property listing
(Enter "N/A" if property is not part of a multiple property listing.)

Historic Residential Resources of Memphis, Shelby County, TN

Number of Contributing resources previously listed in the National Register

0

6. Function or Use

Historic Functions

(Enter categories from instructions)

DOMESTIC: single dwelling
multiple dwelling

DOMESTIC: secondary structure

FUNERARY: cemetery

COMMERCE/TRADE: specialty store

Current Functions

(Enter categories from instructions)

DOMESTIC: single dwelling
multiple dwelling

DOMESTIC: secondary structure

FUNERARY: cemetery

COMMERCE/TRADE: restaurant

7. Description

Architectural Classification

(Enter categories from instructions)

Colonial Revival

Craftsman

OTHER: Minimal Traditional

Massed Ranch

Minimal Ranch

Materials

(Enter categories from instructions)

foundation BRICK, STONE, CONCRETE

walls WOOD, BRICK, STONE, STUCCO

ASPHALT SHINGLES, Aluminum, Vinyl

roof ASPHALT SHINGLES

other WOOD, BRICK

Narrative Description

(Describe the historic and current condition of the property on one or more continuation sheets.)

Normal Station Historic District

Name of Property

Shelby County, TN

County and State

8. Statement of Significance

Applicable National Register Criteria

(Mark "x" in one or more boxes for the criteria qualifying the property for National Register listing.)

- A** Property is associated with events that have made a significant contribution to the broad patterns of our history.
- B** Property is associated with the lives of persons significant in our past.
- C** Property embodies the distinctive characteristics of a type, period, or method of construction or represents the work of a master, or possesses high artistic values, or represents a significant and distinguishable entity whose components lack individual distinction.
- D** Property has yielded, or is likely to yield, information important in prehistory or history.

Criteria Considerations

N/A

(Mark "x" in all the boxes that apply.)

Property is:

- A** owned by a religious institution or used for religious purposes.
- B** removed from its original location.
- C** moved from its original location.
- D** a cemetery.
- E** a reconstructed building, object, or structure.
- F** a commemorative property
- G** less than 50 years of age or achieved significance within the past 50 years.

Areas of Significance

(Enter categories from instructions)

COMMUNITY PLANNING AND DEVELOPMENT
ARCHITECTURE

Period of Significance

1912-1955

Significant Dates

N/A

Significant Person

(Complete if Criterion B is marked)

N/A

Cultural Affiliation

N/A

Architect/Builder

Goodwin, John; Johnson, Wallace; Kennedy Modern Homes; Culbreath & Ozanne; unknown

Narrative Statement of Significance

(Explain the significance of the property on one or more continuation sheets.)

9. Major Bibliographical References

Bibliography

(Cite the books, articles, and other sources used in preparing this form on one or more continuation sheets.)

Previous documentation on file (NPS): N/A

- preliminary determination of individual listing (36 CFR 67) has been requested
- previously listed in the National Register
- Previously determined eligible by the National Register
- designated a National Historic Landmark
- recorded by Historic American Buildings Survey # _____
- recorded by Historic American Engineering _____

Primary location of additional data:

- State Historic Preservation Office
- Other State Agency
- Federal Agency
- Local Government
- University
- Other

Name of repository:

City of Memphis

Normal Station Historic District
Name of Property

Shelby County, TN
County and State

10. Geographical Data

Acreage of Property Approximately 390 Southeast Memphis, TN 409 SW

UTM References

(Place additional UTM references on a continuation sheet.)

1	<u>16</u>	<u>231666</u>	<u>3889847</u>	3	<u>16</u>	<u>233281</u>	<u>3889039</u>
	Zone	Easting	Northing		Zone	Easting	Northing
2	<u>16</u>	<u>233317</u>	<u>3889801</u>	4	<u>16</u>	<u>231589</u>	<u>3889054</u>

See continuation sheet

Verbal Boundary Description

(Describe the boundaries of the property on a continuation sheet.)

Boundary Justification

(Explain why the boundaries were selected on a continuation sheet.)

11. Form Prepared By

name/title Michael Sicuro, Preservation Analyst, John Zeanah, Office of Planning & Development, & David Royer, Memphis Heritage, Inc.
organization City of Memphis, Division of Housing and Community Dev. date August 11, 2004
street & number 701 North Main Street telephone 901-576-7415
city or town Memphis state TN zip code 38107

Additional Documentation

Submit the following items with the completed form:

Continuation Sheets

Maps

A **USGS map** (7.5 or 15 minute series) indicating the property's location

A **Sketch map** for historic districts and properties having large acreage or numerous resources.

Photographs

Representative **black and white photographs** of the property.

Additional items

(Check with the SHPO or FPO for any additional items.)

Property Owner

(Complete this item at the request of SHPO or FPO.)

name More than fifty; legal notice
street & number _____ telephone _____
city or town _____ state _____ zip code _____

Paperwork Reduction Act Statement: This information is being collected for applications to the National Register of Historic Places to nominate properties for listing or determine eligibility for listing, to list properties, and to amend existing listing. Response to this request is required to obtain a benefit in accordance with the National Historic Preservation Act, as amended (16 U.S.C. 470 *et seq.*)

Estimated Burden Statement: Public reporting burden for this form is estimated to average 18.1 hours per response including time for reviewing instructions, gathering and maintaining data, and completing and reviewing the form. Direct comments regarding this burden estimate or any aspect of this form to the Chief, Administrative Services Division, National Park Service, P. O. Box 37127, Washington, DC 20013-7127; and the Office of Management and Budget, Paperwork Reductions Projects (1024-0018), Washington, DC 20303.

United States Department of the Interior
National Park Service

National Register of Historic Places Continuation Sheet

Section number 7 Page 1 Normal Station Historic District Shelby County, Tennessee

NARRATIVE DESCRIPTION

The Normal Station Historic District is located in the city of Memphis, Shelby County, in West Tennessee. The roughly three-quarter square mile historic district is located approximately 7.5 miles east of downtown in the University of Memphis area of old East Memphis and contains a largely intact and homogenous residential building stock. It is roughly bounded by Highland Avenue on the west, Goodlett Street on the east, the Southern Railroad line on the north (excluding University of Memphis property), and the south by the rear property lines on the south side of Marion and some central parcels on the north side of Park. The district's building stock consists mostly of Minimal Traditional style residential structures built in the 1940s and early 1950s that followed earlier construction of scattered Craftsman bungalows from the 1920s. Thus, the majority of the building stock is approximately 65 to 85 years old.

The district is comprised of 1,096 principal buildings, of which 867 are contributing and 229 are non-contributing. The additional contributing principal resource is a small family cemetery on Carnes Street in the southern part of the district. There are 536 outbuildings, of which 360 are contributing and 176 are non-contributing. The building stock consists of single-family houses, duplexes, detached garages, one neighborhood commercial building, and a few guesthouses. Outbuildings in the district are mainly historic one-car garages located on the rear of lots at the end of an adjacent driveway. They have a near uniform appearance with gable-front rooflines and double-hinged doors or overhead doors added at a later date. The building stock ranges from excellent to fair, with most of the structures being in good condition. The rectilinear plan of blocks follow a traditional urban grid that were laid out around 1911-1913. Normal Circle and the southern portion of Buck Street, both platted in 1944, are exceptions to this as these parcels were laid out in response to the course of the adjacent Black Bayou. Most homes feature a 40 foot setback from the street with concrete sidewalks and a neutral grass strip. The neighborhood is characterized by mature hardwood and ornamental trees.

The architectural character of the neighborhood is defined by its nearly homogenous collection of residential dwellings primarily from the mid-1920s through the early 1950s. The architectural forms represented are the bungalow, cape cottage, Minimal Traditional house, and Minimal and Massed ranch houses. Architectural styles include Craftsman, Colonial Revival, Minimal Traditional, and Modernist.

Glossary of Survey Terms Used in the Inventory

Colonial Revival style

This was the dominant style of domestic architecture throughout America during the first half of the twentieth century. Identifying features include an accentuated front door, usually with an engaged-pediment supported by pilasters; a symmetrical facade; and windows with double-hung sashes, usually with multi-pane glazing.

United States Department of the Interior
National Park Service

National Register of Historic Places Continuation Sheet

Section number 7 Page 2

Normal Station Historic District Shelby County, Tennessee

Craftsman style

The Craftsman style was a break from 19th century derivative architecture that dominated American home construction until ca. 1910. The identifying characteristics of the Craftsman style include low-pitched gable roofs with wide, unenclosed eave overhangs. The houses often had exposed roof rafters, decorative beams or braces commonly added under the gables, either full or partial-width porches, the roof supported by tapered square columns and columns that frequently extend to the ground. Locally, the Craftsman style retained its popularity until the mid-1930s. Many bungalow forms feature Craftsman detailing.

Craftsman windows feature double-hung sashes usually with three vertical panes over a single-light sash. Craftsman doors are known to feature multiple lights composed of a band of lights with the tracery arranged in a set of bordering square and rectangular panes.

Minimal Traditional style and form

Dominating architecture from ca. 1935-1950, this overwhelmingly popular style and house type is found throughout the entire district. It has a form similar to that of the English Cottage and simplified detail stemming from previous Colonial Revival precedents, but with a lower roof pitch, at least one front-facing gable or chimney, and height of one to one-and-one-half stories. Porches are often small and may be either sheltered by the main roof or have a separate roof. Stylistic embellishments are most often found at the entrance. Like the Minimal Ranch, it often features a prominent picture window. Minimal Traditional is also a general term used as a house type within the post-war period. Minimal Traditional houses are often a pre-ranch form rather than the English Cottage and have Colonial Revival or Tudor Revival influence. Interior floor plans often reveal what is known as a "double-pile" cottage. The double-pile cottage has a plan that is generally two-rooms wide and two-rooms deep under a side gable roof. It became common in Memphis in the 1930s and increased in popularity during the city's housing growth associated with the G.I. Bill in the 1940s. For the purposes of this nomination, the term Minimal Traditional house is used to identify the house type in addition to its style as access to interiors was not available to determine whether or not structures were indeed double-pile cottages.

Modernist style

An architectural style that represents the abandonment of historical stylistic precedents in favor of new variations of modern styles begun in Europe before World War I. Minimal Traditional style is viewed as the earliest of the Modernist styles following the Great Depression and becomes outnumbered by more restrained detailing found in the minimal, massed, and traditional ranch house forms. By the early 1950s, Modernist style houses, mostly found in ranch house forms, typify the evolution from Cape Cottage and double-pile cottage forms that exhibit Minimal Traditional or Colonial Revival stylistic influence. This phase of Modernism is often termed "Post-Depression Modern" and is characterized by the use of new materials and technologies. It is set apart from its architect-influenced, truly Modern cousin by its use of applied ornament.

United States Department of the Interior
National Park Service

National Register of Historic Places Continuation Sheet

Section number 7 Page 3

Normal Station Historic District Shelby County, Tennessee

Typical stylistic elements include low pitch hipped or flat roofs with little or no eave, masonry walls with a horizontal emphasis, and corner casement windows that are usually steel casements.

By the 1960s, the European Modernist style's lack of decorative detailing and sense of horizontality emerges into the American Prairie split-level house form first popularized by Frank Lloyd Wright and the Chicago School in the early years of the twentieth century.

Bungalow form

The bungalow is a generic term applied to relatively unpretentious one-story or one-and-one-half-story houses characterized by a small size, overall simplicity, broad gables, porches with square large square or battered piers, and exposed structural members. It emerged shortly after the turn of the 20th century and became a dominant house type throughout America in the 1920s. The American bungalow originated in California and spread nationwide largely through the work of architects Charles and Henry Greene and the popularity of pattern books and architectural magazines. It also has roots in the Arts and Crafts movement. Although it is most often associated with the Craftsman style, bungalows in the High Point Historic District often feature other stylistic details such as Colonial Revival.

Cape Cottage form

This house form is derived from a vernacular type developed in early Colonial New England. It gained renewed national popularity in the late 1920s with the rise in popularity of the Colonial Revival style and with the advent of the Great Depression of the 1930s, its initial small size and low cost made it synonymous with the suburban landscape. The home has a simple plan, and is square or rectangular in shape, with a longer width than depth. It is generally one-and-one-half stories with a side-gabled roof and central front entrance, often pedimented. Paired end chimneys are often common. Single windows are symmetrically arranged and usually feature six-over-six double-hung sashes. The upper half-story often featured gable-front dormers. A low porch or a front-gabled porch is also sometimes found.

Minimal Ranch form

This type reflects the early growing popularity of the ranch design as it is a scaled-down version of the traditional ranch, built as an inexpensive choice. Most often found in suburban housing projects, clustered together on curved streets with small lots it blends features of both Minimal Traditional and the newer modernist ranch type. Its characteristics include side-gabled roofs and a strict linear plan and footprint. Integral garages are often small, thus allowing only a single car. Like other ranch forms and the Minimal Traditional style, the Minimal Ranch often featured a prominent picture window.

Massed Ranch form

United States Department of the Interior
National Park Service

National Register of Historic Places Continuation Sheet

Section number 7 Page 4 Normal Station Historic District Shelby County, Tennessee

A common subtype of the ranch house without the defining element of a linear plan, this house type does exhibit many of the same features. Its distinction is derived from its differing footprint width and depth. It generally does not present as wide a frontage to the street as does the traditional ranch. Instead, it extends much deeper. Garages are typically attached, but not integral as found on traditional ranch examples. Massed Ranch houses were generally built on smaller and older lots.

INVENTORY

A survey of resources in the Normal Station Historic District was prepared by David Royer, Rachel Engstrom, and Candice Carr, as part of the *Memphis Cultural Resources Survey* by Memphis Heritage, Inc. The neighborhood history and development, contained in the "Statement of Significance," is drawn from David Royer's "Normal Station Historic District Coverform." The survey was completed in 2001 and rechecked for this nomination. Sasidhar Annamreddy of Housing and Community Development created the GIS subdivision map for this district.

Note on Contributing/Noncontributing Buildings: Buildings in Normal Station Historic District are listed as contributing (C) if they were built within the period of significance, retain integrity, and add to the historic sense of time and place of the district. Noncontributing buildings (NC) were built within the last fifty years or are historic buildings that have been altered to a degree that has substantially diminished their historic integrity. This notation follows each address and is also given at the end of each outbuilding description.

The district contains 868 contributing and 229 non-contributing principal resources. It also contains 360 contributing and 176 non-contributing outbuildings.

BUCK STREET

1. 571 Buck C. 1-story, 4-bay, brick veneer Minimal Traditional house built in 1949. Gable roof with fascia board and asphalt shingles. Windows are 6/6 double-hung. Single-bay gable-front porch with box column supports. Entrance is off center with a 4-panel Colonial Revival door with multi-light fanlight.
 2. 572 Buck NC. 1-story, 4-bay, brick veneer and asbestos siding Minimal Traditional house built in 1947 and altered ca. 1965 with a side addition. Gable roof with flush eaves, asphalt shingles, and interior chimney. Windows are 6/6 and 2/2 double-hung. Single-bay gable front porch supported by wrought iron columns. Entrance is off center with a 6-panel Colonial Revival door.
 3. 575 Buck C. 1-story, 4-bay, asbestos siding Minimal Traditional house built in 1947. Gable roof with flush eaves, asphalt shingles, and interior end chimney. Windows are 6/6 double-hung. Partial-width undercut porch supported by wrought iron. Entrance is off center with a 6-panel Colonial Revival door.
- Garage. 1-story, 2-bay, weatherboard siding, gable roof (NC due to later construction date).

United States Department of the Interior
National Park Service

National Register of Historic Places Continuation Sheet

Section number 7 Page 5 Normal Station Historic District Shelby County, Tennessee

4. 578 Buck NC. 1-story, three-bay, vinyl siding cape cottage with Minimal Traditional influence built in 1944 and altered ca. 1965 with new windows and siding. Gable roof with flush eaves, asphalt shingles, and interior central chimney. Windows are 1/1 single-hung replacements. Partial width porch with gable roof supported by wrought iron. Entrance has a 6-panel Colonial Revival door.

Garage. 1-story, 1-bay, metal cladding, gable roof (NC due to ca. 1960s construction).

5. 581 Buck C. 1-story, 4-bay, asbestos siding Minimal Traditional house built in 1947. Gable roof with flush eaves, asphalt shingles, and interior end chimney. Windows are 6/6 double-hung. Partial-width undercut porch with dentil molding supported by box columns. Entrance is off center with a Colonial Revival door of 4-panels and multi-light fanlight.

Garage. 1-story, 2-bay, novelty siding, gable roof (C).

6. 582 Buck C. 1-story, 4-bay, brick veneer Minimal Traditional house built in 1944. Gable roof with flush eaves, asphalt shingles, and interior central chimney. Windows are 6/6 double-hung. Single-bay gable-front porch supported by fluted columns. Entrance is off center with a 6-panel Colonial Revival door.

Garage. 1-story, 1-bay, novelty siding, gable roof (C).

7. 587 Buck C. 1-story, 4-bay, asbestos siding Minimal Traditional house built in 1944. Gable roof with flush eaves, asphalt shingles, and interior end chimney. Windows are 6/6 double-hung. Partial-width gable-front porch supported by wrought iron. Entrance is off center with a 6-panel Colonial Revival door.

Garage. 1-story, 1-bay, novelty siding, gable roof (C).

8. 588 Buck C. 1-story, 3-bay, asbestos siding cape cottage with Minimal Traditional influence built in 1944. Gable roof with flush eaves, dentilled cornice, and asphalt shingles. Windows are 6/6 double-hung. Center bay shed roof porch with paired box column supports. Center bay entrance has a 6-panel Colonial Revival door.

Carport. 1-story, 1-bay, weatherboard siding, gable roof (C).

9. 591 Buck C. 1-story, 4-bay, asbestos and vertical board siding Minimal Traditional house built in 1945. Gable roof with flush eaves, dentil molding, asphalt shingles, and interior chimney. Windows are 6/6 double-hung. Partial-width undercut porch supported by wrought iron. Entrance is off center with a 6-panel Colonial Revival door.

United States Department of the Interior
National Park Service

National Register of Historic Places Continuation Sheet

Section number 7 Page 6

Normal Station Historic District Shelby County, Tennessee

10. 592 Buck C. 1-story, 3-bay, asbestos siding cape cottage with Minimal Traditional influence built in 1944. Gable roof with flush eaves, dentilled cornice, and asphalt shingles. Windows are 6/6 double-hung. Center bay gable-front porch supported by wrought and balustrade. Entrance is off center with 6-panel Colonial Revival door.

11. 597 Buck C. 1-story, 4-bay, brick veneer Minimal Traditional house built in 1945. Gable roof with flush eaves, scalloped dentilled cornice, asphalt shingles, and interior central chimney. Windows are 6/6 double-hung. Entrance is off center with a 6-panel Colonial Revival door.

Garage. 1-story, 1-bay, novelty siding, gable roof (C).

12. 598 Buck C. 1-story, 3-bay, brick veneer and vinyl siding cape cottage with Minimal Traditional influence built in 1948. Gable roof with flush eaves, dentilled cornice, asphalt shingles, and interior central chimney. Windows are 6/6 double-hung. Single-bay gable-front porch supported by wrought iron. Entrance is off center with a 6-panel Colonial Revival door.

Garage. 1-story, 1-bay, vertical board siding, gable roof (NC due to new construction).

13. 601 Buck C. 1-story, 2-bay, asbestos siding Minimal Traditional house built in 1945. Gable roof with flush eaves, asphalt shingles, and interior end chimney. Windows are 6/6 double-hung. Entrance is off center with a 6-panel Colonial Revival door with half-length 4-light sidelights.

Garage. 1-story, 1-bay, weatherboard siding, gable roof (C).

14. 602 Buck C. 1-story, 3-bay, asbestos siding cape cottage with Minimal Traditional influence, built 1944. Hip roof with flush eaves, dentilled cornice, asphalt shingles, and interior chimney. Windows are 6/6 double-hung with aluminum shed awnings. Central bay gable-front porch supported by wrought iron with an aluminum shed awning. Central bay entrance has a 6-panel Colonial Revival door.

15. 607 Buck C. 1-story, 3-bay, brick veneer cape cottage with Minimal Traditional influence built in 1945. Gable roof with fascia board, asphalt shingles, and interior central chimney. Windows are 6/6 double-hung. Single-bay gable-front porch supported by wrought iron. Off center entrance has 6-panel Colonial Revival door.

16. 608 Buck C. 1-story, 4-bay, brick veneer Minimal Traditional house built in 1944. Gable roof with flush eaves, dentilled cornice, asphalt shingles, and interior central chimney. Windows are 6/6 double-hung. Off center entrance door is not visible but has a Colonial Revival door surround.

Garage. 1-story, 1-bay, concrete block, gable roof (NC due to age and alterations).

United States Department of the Interior
National Park Service

National Register of Historic Places Continuation Sheet

Section number 7 Page 7 Normal Station Historic District Shelby County, Tennessee

17. 611 Buck C. 1-story, 4-bay, brick veneer and asbestos siding Minimal Traditional house built in 1945. Gable roof with flush eaves, dentilled cornice, and asphalt shingles. Windows are 6/6 and 8/8 double-hung. Single-bay gable-front porch supported by box columns. Entrance is a 6-panel Colonial Revival door.

18. 612 Buck C. 1-story, 4-bay, brick veneer Minimal Traditional house built in 1944. Gable roof with flush eaves, dentilled cornice, asphalt shingles, and interior central chimney. Windows are 6/6 double-hung with aluminum shed awnings. Off center entrance has a 6-panel Colonial Revival door with aluminum shed awning.

Garage. 1-story, 2-bay, aluminum siding, gable front (C).

19. 617 Buck C. 1-story, 4-bay, brick veneer Minimal Traditional house built in 1945. Hip roof with fascia board and asphalt shingles. Windows are 6/6 double-hung. Partial-width gable-front porch supported by box columns. Off center entrance with a replacement slab door.

20. 618 Buck C. 1-story, 3-bay, asbestos siding cape cottage with Minimal Traditional influence built in 1944. Gable roof with flush eaves, dentilled cornice, asphalt shingles, and interior central chimney. Windows are 6/6 double-hung. Central bay shed roof aluminum porch supported by wrought iron. Central bay entrance has a 6-panel Colonial Revival door.

21. 621 Buck C. 1-story, 4-bay, asbestos siding Minimal Traditional house built in 1945. Gable roof with flush eaves, asphalt shingles, and interior chimney. Windows are 6/6 double-hung. Partial width undercut porch with gable-front supported by wrought iron and balustrade. Off center entrance with 6-panel Colonial Revival door.

22. 622 Buck C. 1-story, 4-bay, brick veneer Minimal Traditional house built in 1944. Gable roof with fascia board, scalloped dentilled cornice, asphalt shingles, and interior central chimney. Windows are 6/6 double-hung. Single-bay gable-front porch supported by wrought iron. Entrance has a 6-panel Colonial Revival door. Single-bay undercut carport supported by wrought iron.

23. 625 Buck C. 1-story, 4-bay, asbestos siding Minimal Traditional house built in 1945. Gable roof with flush eaves, dentilled cornice, asphalt shingles, and interior chimney. Windows are 6/6 double-hung with aluminum shed awnings. Single-bay undercut porch supported by wrought iron. Off center entrance with a 6-panel Colonial Revival door.

24. 628 Buck C. 1-story, 4-bay, brick veneer Minimal Traditional house built in 1944. Gable roof with fascia board, dentilled cornice, asphalt shingles, and interior central chimney. Windows are 6/6 double-hung. Partial-width gable-front porch supported by wrought iron and balustrade. Off center entrance has a 6-panel Colonial Revival door.

United States Department of the Interior
National Park Service

National Register of Historic Places Continuation Sheet

Section number 7 Page 8 Normal Station Historic District Shelby County, Tennessee

25. 631 Buck C. 1-story, 4-bay, brick veneer Minimal Traditional house built in 1945. Gable roof with fascia board, asphalt shingles, and interior central chimney. Windows are 6/6 double-hung. Off center entrance with a 6-panel Colonial Revival door, pilaster surround, and aluminum shed awning.

26. 632 Buck C. 1-story, 3-bay, asbestos siding cape cottage with Minimal Traditional influence built in 1944. Gable roof with flush eaves and asphalt shingles. Windows are 6/6 double-hung. Central entrance has a 6-panel Colonial Revival door with aluminum shed awning.

27. 635 Buck NC. 1-story, 4-bay, brick veneer Minimal Traditional house built in 1947 and altered with porch enclosure. Hip roof with fascia board, asphalt shingles, and interior central chimney. Windows are 2/2 single-hung. Partial-width gable-front porch supported by box columns. Off center entrance is not visible.

Garage. 1-story, 2-bay, concrete block, gable roof (NC due to alterations and possible siding change).

28. 638 Buck C. 1-story, 4-bay, brick veneer Minimal Traditional house built in 1944. Hip roof with fascia board, asphalt shingles, scalloped dentilled cornice, and interior central chimney. Windows are 6/6 double-hung with aluminum shed awnings. Single-bay gable-front porch with matching scalloped dentilled cornice supported by wrought iron. Entrance has a 6-panel Colonial Revival door.

29. 641 Buck C. 1-story, 3-bay, brick veneer cape cottage with Minimal Traditional influence built in 1947. Gable roof with fascia board, dentilled cornice, asphalt shingles, and interior central chimney. Windows are 6/6 double-hung. Single-bay gable-front porch with dentilled cornice supported by wrought iron. Off center entrance with a 6-panel Colonial Revival door.

30. 642 Buck C. 1-story, 4-bay, brick veneer and weatherboard siding Minimal Traditional house built in 1947. Gable roof with fascia board, scalloped cornice, asphalt shingles, and interior central chimney. Windows are 6/6 double-hung. Off center entrance with a 6-panel Colonial Revival door.

31. 647 Buck NC. 1-story, 4-bay, asbestos siding Minimal Traditional house built in 1947 and altered with porch recreation and new windows. Gable roof with flush eaves, asphalt shingles, and interior chimney. Windows are 1/1 single-hung. Partial-width undercut porch with replacement turned wood posts and balustrade. Off center entrance with a 6-panel Colonial Revival door.

Garage. 1-story, 1-bay, concrete block, gable roof (NC due to new door).

32. 648 Buck C. 1-story, 3-bay, vinyl siding cape cottage with Minimal Traditional influence built in 1943. Gable roof with flush eaves and asphalt shingles. Windows are 6/6 double-hung sashes. Central bay gable-front porch supported by wrought iron and balustrade. Central entrance has a 6-panel Colonial Revival door.

Garage. 1-story, 1-bay, weatherboard siding, gable roof (C).

United States Department of the Interior
National Park Service

National Register of Historic Places Continuation Sheet

Section number 7 Page 9 Normal Station Historic District Shelby County, Tennessee

33. 731 Buck C. 1-story, 3-bay, brick veneer and asbestos siding Minimal Traditional house built in 1942. Gable roof with fascia board, asphalt shingles, and interior central chimney. One-bay gable-front porch supported by box columns and sawn cut spindled balustrade. Windows are 6/6 and 8/8 double-hung. Side porch with gable roof supported by box columns. Offset entrance with a 6-panel Colonial Revival door.

Garage. 1-story, 1-bay, novelty siding, gable roof (NC due to enclosed original garage bay).

34. 732 Buck C. 1-story, 5-bay, brick veneer Minimal Traditional house built in 1947. Gable-on-hip roof with fascia board, asphalt shingles, and interior end chimney. Windows are 6/6 double-hung and 6-light stationary. Single-bay gable-front porch with half-timbering supported by wrought iron. Central entrance has 6-panel Colonial Revival door.

Garage. 1-story, 1-bay, weatherboard siding, gable roof (NC due to alterations).

35. 737 Buck C. 1-story, 3-bay, brick veneer Minimal Traditional house built in 1944. Gable roof with gable-front "L," flush eaves, asphalt shingles, and interior chimney. Windows are 8/8 and 6/6 double-hung. Central bay gable-front porch supported by fluted columns. Central entrance with a 6-panel Colonial Revival door.

Garage. 1-story, 1-bay, weatherboard, gable roof (C).

36. 738 Buck C. 1-story, 4-bay, brick veneer and brick quoin Minimal Traditional house built in 1947. Gable roof with gable-front "L," asphalt shingles, and interior central chimney. Windows are 6/6 and 8/8 double-hung. Off center entrance with a 6-panel Colonial Revival door with aluminum shed awning. Side porch is now enclosed.

Garage. 1-story, no bay, vertical board siding, shed roof (NC due to new construction).

37. 743 Buck C. 1-story, 4-bay, brick veneer Minimal Traditional house built in 1947. Gable roof with fascia board, asphalt shingles, and interior central chimney. Windows are 6/6 double-hung and multi-light stationary picture. Single-bay flat roof porch supported by wrought iron. Off center entrance has a 6-panel Colonial Revival door with surround.

38. 744 Buck C. 1-story, 3-bay, brick veneer cape cottage with Minimal Traditional influence built in 1950. Gable roof with flush eaves, asphalt shingles, and interior central chimney. Windows are 8/8 and 6/6 double-hung. Central bay gable-front porch supported by clustered box columns. Central entrance has a 6-panel Colonial Revival door.

Garage. 1-story, 1-bay, novelty siding, gable roof (C).

United States Department of the Interior
National Park Service

National Register of Historic Places Continuation Sheet

Section number 7 Page 10 Normal Station Historic District Shelby County, Tennessee

39. 751 Buck C. 1-story, 4-bay, brick and stone veneer Minimal Traditional house built in 1944. Multi-gable roof with flush eaves, asphalt shingles, and interior chimney. Windows are 6/6 double-hung sashes. Single-bay entrance porch with shed roof supported by box columns. Side screened porch supported by box columns. Off center entrance is a 4-light Colonial Revival door.

Garage. 1-story, 1-bay, weatherboard and concrete block, gable roof (C).

40. 757 Buck NC. 1-story, 1-bay, brick veneer cape cottage with Minimal Traditional influence built in 1947 with a recent porch enclosure. Gable roof with flush eaves, asphalt shingles, and interior chimney. Windows are 6/6 double-hung and triple featuring 6/6 flanked by 4/4 double-hung sashes. Side screened porch supported by box columns. Off center entrance has a 6-panel Colonial Revival door with shed roof entry hood supported by brackets.

Garage. 1-story, 1-bay, concrete block, gable roof (C).

41. 758 Buck C. 1-story, 4-bay, brick veneer and vinyl siding Minimal Traditional house built in 1947. Gable roof with flush eaves, asphalt shingles, and interior chimney. Windows are 6/6 double, with one flanked by 4/4 double-hung sashes. Single entrance bay shed roof porch supported by wrought iron. Off center entrance has a 6-panel Colonial Revival door. Side addition with matching porch.

Garage. 1-story, 1-bay, concrete block, gable roof (C).

42. 763 Buck NC. 1-story, 5-bay, brick veneer and vinyl siding Minimal Traditional house built in 1947 and altered with infill porch and entrance reconfiguration at an unknown date. Gable roof with gable-front "L," flush eaves, asphalt shingles, and interior central chimney. Windows are 1/1 single-hung and a single-light stationary picture window flanked by 4/4 double-hung sashes. Off center entrance has a 6-panel Colonial Revival door.

Garage. 1-story, 1-bay, concrete block and weatherboard siding, gable roof (C).

43. 766 Buck C. 1-story, 4-bay, brick veneer, Minimal Traditional house built in 1950. Gable roof with gable-front "L," asphalt shingles, interior central chimney and exterior end chimney. Windows are 6/6 double-hung sashes. Single entrance bay shed roof porch supported by wrought iron and balustrade. Off center entrance has a 6-panel Colonial Revival door.

Garage. 1-story, 1-bay, concrete block, gable roof (C).

44. 767 Buck NC. 1-story, 4-bay, brick veneer and aluminum siding cape cottage with Minimal Traditional influence built in 1947 and altered with recent porch enclosure. Gable roof with flush eaves, asphalt

United States Department of the Interior
National Park Service

National Register of Historic Places Continuation Sheet

Section number 7 Page 11 Normal Station Historic District Shelby County, Tennessee

shingles, and interior chimney. Windows are 6/6 double-hung with one flanked by 4/4 double-hung sashes. Side porch is infilled with stationary glass windows. Off center entrance has a 6-panel Colonial Revival door.

Garage. 1-story, 1-bay, concrete block, gable roof (C).

45. 772 Buck C. 1-story, 4-bay, brick veneer and vertical board siding Minimal Traditional house built in 1946. Gable roof with gable-front "L," flush eaves, asphalt shingles, and interior central chimney. Windows are 6/6 double-hung. Single entrance bay porch with flat roof supported by box columns. Side porch enclosed with vertical board siding. Off center entrance door is not visible.

Garage. 1-story, 1-bay, concrete block, gable roof (C).

46. 773 Buck NC. 1.5 -story, 4-bay, brick veneer and vinyl siding Minimal Traditional house built in 1947 and altered with side porch enclosure and rear shed addition at an unknown date. Gable, gable-front "L," and rear shed roofs with flush eaves, asphalt shingles, and interior chimney. Windows re 6/6 double-hung and single-light sliding at enclosed side porch. Center entrance has a 6-panel Colonial Revival door.

Garage. 1-story, 1-bay, concrete block, gable roof (C).

47. 779 Buck C. 1-story, 4-bay, brick veneer and vinyl siding Minimal Traditional house built in 1947. Gable roof with gable-front "L," fascia board, asphalt shingles, and interior central chimney. Windows are 6/6 double-hung and a single-light stationary picture window flanked by 4-light stationaries. Single-bay undercut porch supported by box columns. Off set entrance has a 6-light Colonial Revival cottage door. Single-bay attached garage with replacement multi-paneled garage door.

48. 780 Buck NC. 1-story, 4-bay, brick veneer and masonite siding Minimal Traditional house built 1950 and altered with garage enclosure in ca. 1960s. Gable roof with fascia board, asphalt shingles, and interior central chimney. Windows are 6/6 double-hung and a stationary picture window flanked by 4/4 double-hung sashes all covered with aluminum shed awnings. Single-bay shed roof porch supported by wrought iron and balustrade. Entrance has a 6-light Colonial Revival cottage door. Aluminum shed roof carport added in front of enclosed garage with ca. 1960s 3-light door.

CARNES AVENUE

49. 3515 Carnes C. 1-story, 2-bay, brick veneer and vertical board siding Craftsman bungalow built in 1928. Gable-front roof exposed rafter tails, asphalt shingles, two interior central chimneys, and one exterior side chimney. Windows are 3/1 Craftsman double-hung, some in pairs. Off center entrance has a 3-light Craftsman cottage door.

United States Department of the Interior
National Park Service

National Register of Historic Places Continuation Sheet

Section number 7 Page 12

Normal Station Historic District Shelby County, Tennessee

50. 3516 Carnes C. 1-story, 4-bay, brick veneer Minimal Traditional house built ca. 1940. Gable roof with gable-front "L," flush eaves, and interior chimney. Windows are 6/6 double-hung, some in pairs; and single-light stationary picture. Single-bay shed roof aluminum porch supported by wrought iron. Off center entrance has 4-light Colonial Revival door.

Garage. 1-story, 1-bay, novelty siding, gable roof (C).

51. 3519 Carnes NC. 1-story, 3-bay, brick veneer Craftsman bungalow variant built in 1928 and altered ca. 1965 with a stationary picture window and wrought iron porch columns. Hip roof with box cornice, asphalt shingles, and interior chimney. Windows are 3/1 Craftsman double-hung, some in pairs. Off set entrance has a 4-light Craftsman cottage door.

Carport. 1-story, 1-bay, weatherboard, hip roof (NC due to newer construction).

52. 3522 Carnes NC. 1.5-story, 2-bay, brick veneer English cottage with Craftsman and Tudor Revival influence built in 1928 and altered with porch enclosure ca. 1965. Gable roof with flush eaves and asphalt shingles. Windows are paired 3/1 Craftsman double-hung and single-light stationary picture flanked by multi-light hoppers. Off set entrance has multi-light French door into enclosed porch space with a shed roof entry hood supported by braces.

Carport. 1-story, 1-bay, board siding, flat roof (NC due to newer construction).

53. 3525 Carnes C. 1-story, 3-bay, brick veneer and stucco Craftsman bungalow built in 1928. Gable-front roof with exposed rafter tails, asphalt shingles, and interior central chimney. Windows are paired 3/1 Craftsman double-hung. Partial-width gable-front porch supported by brick piers. Off center entrance has an 8-light Craftsman cottage door.

Garage. 1-story, 2-bay, aluminum siding, gable roof (NC due to addition ca. 1965).

54. 3528 Carnes C. 1-story, 4-bay, brick veneer cottage with Minimal Traditional and Tudor Revival influence built in 1928. Cross-gable roof with box cornice, asphalt shingles, half-timbering on gable ends, and prominent tapered facade brick chimney and niche. Windows are 1/1 double-hung. Single-bay undercut porch with brick arch. Off set entrance has a replacement slab door.

Garage. 1-story, 2-bay, novelty siding, gable roof (C).

55. 3529 Carnes C. 1-story, 3-bay, stucco veneer Craftsman bungalow variant built in 1930. Hip and gable roof with exposed rafter tails, asphalt shingles, interior and exterior facade stucco chimneys. Windows are 3/1 Craftsman double-hung, some in pairs. Single-bay truncated hip roof porch supported by stucco veneer piers. Off set entrance door is not visible.

United States Department of the Interior
National Park Service

National Register of Historic Places Continuation Sheet

Section number 7 Page 13

Normal Station Historic District Shelby County, Tennessee

56. 3535 Carnes NC. 1-story, 3-bay, brick veneer and vertical board siding Modernist massed ranch house built in 1966. Gable front roof with box cornice and asphalt shingles. Windows are 02/02 aluminum single-hung. Single-bay undercut porch/entry porch supported by wrought iron atop brick base. Central entrance has a slab door. Single-bay undercut carport with wrought iron support atop brick base.

57. 3536 Carnes C. 1-story, 3-bay, brick veneer English cottage built in 1928. Cross-gable roof with stucco gable-ends, half-timbering, asphalt shingles, and interior chimney. Windows are 1/1 double-hung and single-light stationary. Central entrance is set within a gable-front brick round arch and 4-light Colonial Revival cottage door has a stone arch surround.

Carport. 1-story, 1-bay, novelty siding, gable roof (NC due to later construction).

58. 3539 Carnes NC. 1-story, 4-bay, brick veneer Craftsman bungalow built in 1928 and altered at an unknown date with porch enclosure. Gable roof with box cornice, asphalt shingles, and exterior facade chimney. Windows are 3/1 Craftsman double-hung. Single bay truncated hip roof enclosed porch with board siding. Off center entrance is not visible.

Garage. 1-story, 1-bay, novelty siding, gable roof (NC due to enclosed garage bay).

59. 3542 Carnes C. 1-story, 3-bay, weatherboard siding Craftsman bungalow built in 1917. Clipped gable roof with hip roof dormer with 6-light stationary windows, exposed rafter tails throughout, asphalt shingles, and two interior end chimneys. Windows are 1/1 double-hung sashes. Full-width shed roof porch and porte-cochere supported by paired box columns atop brick bases. Central entrance has a single-light replacement door.

Garage. 1-story, 1-bay, novelty siding, gable roof (C).

60. 3543 Carnes NC. 1-story, 4-bay, brick veneer Minimal Traditional house built in 1957. Gable roof with gable-front "L," flush eaves, asphalt shingles, and interior central chimney. Windows are 6/6 double-hung. Single-bay undercut porch supported by wrought iron. Off set entrance door is not visible.

61. 3548 Carnes C. 1-story, 3-bay, weatherboard siding Craftsman bungalow built in 1922. Clipped gable roof with exposed rafter tails, asphalt shingles, and interior end chimney. Windows are 1/1 double-hung. Full-width truncated hip roof supported by box columns. Central entrance has a 3-light Craftsman cottage door.

Garage. 1-story, 2-bay, novelty siding, gable roof (C).

United States Department of the Interior
National Park Service

National Register of Historic Places Continuation Sheet

Section number 7 Page 14 Normal Station Historic District Shelby County, Tennessee

62. 3549 Carnes C. 1-5-story, 4-bay, brick veneer Craftsman bungalow variant built in 1928. Complex clipped gable roof with large clipped gable roof dormer with three attic louvers, asphalt shingles, and exterior end chimney. Windows are paired 3/1 Craftsman double-hung. Full-width truncated hip roof porch and clipped gable porte-cochere supported by box columns atop brick bases. Central entrance has a multi-light French door and Colonial Revival surround of full-length 5-light sidelights.

63. 3550 Carnes C. 1-story, 3-bay, vinyl siding Craftsman bungalow with Colonial Revival influence built 1922. Gable-front roof with box cornice, asphalt shingles, and interior chimneys. Windows are 1/1 double-hung. Full-width gable-front porch supported by turned columns. Central bay entrance has a multi-light Craftsman cottage door.

64. 3553 Carnes NC. 1-story, 3-bay, brick veneer Modernist Minimal Ranch house built in 1957. Gable roof with hip roof front "L," flush eaves, and interior central chimney. Windows are 2/2 single-hung. Single-bay undercut porch supported by wrought iron. Off set entrance has a multi-light Colonial Revival door.

65. 3559 Carnes C. 1-story, 4-bay, brick veneer Craftsman bungalow variant built in 1928. Hip roof with box cornice, asphalt shingles, and prominent tapered exterior facade chimney. Windows are 3/1 Craftsman double-hung. Single-bay truncated hip roof porch supported by replacement wrought iron. Entrance door is not visible.

Garage. 1-story, 1-bay, novelty and vertical board siding, gable roof (C).

66. 3560/3562 Carnes C. 1-story, 4-bay, weatherboard siding Craftsman bungalow duplex built in ca. 1925. Clipped gable roof with exposed rafter tails, triangular knee braces, shed roof dormer, asphalt shingles, and exterior end chimney. Windows are multi-light Craftsman-over-one double-hung, some in a band of three. Full-width shed roof porch, exposed rafter tails, supported by tapered brick piers and enclosed brick balustrade. Central entrances have a slab door and a 9-light Colonial Revival door.

67. 3563 Carnes C. 1-story, 4-bay, brick veneer Craftsman bungalow (formerly a duplex) built in 1927. Gable roof with exposed rafter tails, asphalt shingles, and interior end chimneys. Windows are 3/1 Craftsman double-hung. Full-width truncated hip roof porch supported by brick piers. Center entrances have multi-light Craftsman cottage doors.

68. 3566 Carnes C. 1-story, 2-bay, brick and stucco veneer Craftsman bungalow built in ca. 1925. Gable-front roof with exposed rafter tails, interior center chimney, and asphalt shingles. Windows are Craftsman 3/1 double-hung, some as a pair. Half-width gable-front roof porch with 3-light hopper window supported by brick piers and enclosed brick balustrade. Off set entrance has a slab door.

Garage. 1-story, 2-bay, board siding, gable roof (NC due to newer construction).

United States Department of the Interior
National Park Service

National Register of Historic Places Continuation Sheet

Section number 7 Page 15

Normal Station Historic District Shelby County, Tennessee

69. 3569 Carnes C. 1-story, 2-bay, brick veneer Craftsman bungalow built in 1930. Gable roof with exposed rafter tails, asphalt shingles, and interior central chimney. Windows are 3/1 Craftsman double-hung, some in pairs. Half-width gable-front porch supported by brick piers with spindle balustrade. Off set entrance door is not visible.

Garage. 1-story, 1-bay, novelty siding, gable roof (C).

70. 3570/3572 Carnes NC. 1-story, 4-bay, brick veneer Modernist Massed Ranch duplex built in 1964. Hip roof with box cornice and asphalt shingles. Windows are single-light stationary. Off-set entrances have slab doors.

71. 3573 Carnes C. 1-story, 2-bay, brick veneer, Craftsman bungalow variant built in 1928. Gable roof with exposed rafter tails, asphalt shingles, and exterior end chimney. Windows are Craftsman multi-light-over-one double-hung. Half-width gable roof porch with exposed rafter tails supported by brick piers. Off-set entrance has a multi-light French door.

Garage. 1-story, 1-bay, novelty siding, gable roof (NC due to later construction).

72. 3576 Carnes C. 1-story, 4-bay, weatherboard siding Minimal Traditional house built in 1945. Gable roof with gable-front "L," asphalt shingles, and interior central chimney. Windows are 6/6 and 8/8 double-hung. Central entrance has a louvered storm door with aluminum shed awning.

73. 3579 Carnes C. 1-story, 2-bay, brick veneer Craftsman bungalow built in 1928. Gable-front roof with exposed rafter tails, triangular knee braces, and asphalt shingles. Windows are 3/1 Craftsman double-hung, some in pairs. Full-width truncated hip roof porch with exposed rafter tails supported by brick piers. Off-center entrance has full-length multi-light Craftsman cottage door.

74. 3580 Carnes C. 1-story, 4-bay, brick veneer Minimal Traditional house built in 1945. Gable roof with gable-front "L," flush eaves, asphalt shingles, and interior chimney. Windows are 6/6 and 8/8 double-hung. Single entrance bay undercut porch supported by wrought iron. Off-center entrance has a 4-panel Colonial Revival door with a 4-light fanlight at top.

75. 3583 Carnes C. 1-story, 2-bay, vinyl siding Craftsman bungalow built in 1926. Gable-front roof with exposed rafter tails, asphalt shingles, and interior central chimney. Windows are 1/1 double-hung. Full-width truncated hip roof supported by box columns. Off-center entrance has a multi-light French door.

Garage. 1-story, 1-bay, novelty siding, gable roof (NC due to rear addition at unknown date).

United States Department of the Interior
National Park Service

National Register of Historic Places Continuation Sheet

Section number 7 Page 16

Normal Station Historic District Shelby County, Tennessee

76. 3586 Carnes C. 1-story, 4-bay, aluminum siding cape cottage with Minimal Traditional influence built 1942. Gable roof with flush eaves, asphalt shingles, and interior central chimney. Windows are 6/6 double-hung with aluminum shed awnings. Single entrance bay gable-front porch supported by wrought iron. Central entrance has a 4-light Colonial Revival door.

Garage. 1-story, 1-bay, novelty siding, gable roof (C).

77. 3589 Carnes C. 1-story, 4-bay, weatherboard siding cape cottage with Minimal Traditional influence built in 1938. Gable roof with box cornice and asphalt shingles. Windows are paired 6/6 double-hung and 4-light paired casements at enclosed side porch. Single-bay entrance gable-front porch supported by turned posts. Central entrance has a 3-light Craftsman cottage door.

Garage. 1-story, 1-bay, weatherboard, gable roof (C).

78. 3592 Carnes C. 1-story, 4-bay, brick veneer Minimal Traditional house built in 1932. Gable roof with gable-front "L," asphalt shingles, and interior chimney. Windows are 6/6 and 8/8 double-hung. Partial-width shed roof porch supported by wrought iron and balustrade. Off-center entrance has a 4-light Colonial Revival door.

79. 3595 Carnes C. 1-story, 2-bay, brick veneer Craftsman bungalow built in 1920. Gable-front roof with exposed rafter tails, asphalt shingles, and interior central chimney. Windows are 1/1 double-hung, some in pairs. Full-width gable-front and truncated hip roof porch with exposed rafter tails and supported by brick piers and enclosed brick balustrade. Off-center entrance has a multi-light French door with full-length multi-light sidelights.

80. 3596/3598 Carnes NC. 1-story, 3-bay, brick veneer Minimal Ranch duplex built in 1969. Gable roof with box cornice and return and asphalt shingles. Windows are 12/6 single-hung. Half-width undercut porch with dentilled cornice supported by turned posts. Entrances are off-set and off-center 6-panel Colonial Revival doors.

81. 3602 Carnes C. 1-story, 2-bay, brick and stucco veneer Craftsman bungalow built ca. 1925. Gable-front roof with exposed rafter tails, asphalt shingles, and interior central and exterior side chimneys. Windows are 1/1 double-hung, some in pairs. Half-width gable-front porch with exposed rafter tails supported by brick piers. Off-set entrance has door that is not visible.

82. 3605 Carnes C. 1-story, 4-bay, weatherboard siding Queen Anne composite cottage built in 1911. Complex gable and hip roof with box cornice, asphalt shingles, and interior central chimneys. Windows are 1/1 double-hung. Wrap-around hip roof porch supported by turned posts with spindled balustrade. Main center entrance has a single-light door with full-length multi-light sidelights and transom. Side off-center entrance has a half-length single-light Queen Anne cottage door and single-light transom.

United States Department of the Interior
National Park Service

National Register of Historic Places Continuation Sheet

Section number 7 Page 17 Normal Station Historic District Shelby County, Tennessee

83. 3608 Carnes C. 1-story, 3-bay, brick veneer Minimal Traditional house built in 1927. Gable roof with box cornice, asphalt shingles, and interior end chimneys. Windows are 1/1 double-hung. Added single-bay flat roof porch supported by plain posts. Side lattice porch supported by plain posts. Central entrance has a multi-light French door flanked by three-quarter length 6-light sidelights.

Garage. 1-story, 1-bay, novelty siding, gable roof (C).

84. 3609 Carnes C. 1-story, 3-bay, brick veneer Minimal Traditional house built in 1950. Gable roof with gable-front "L," asphalt shingles, and interior chimney. Windows are 8/8 and 6/6 double-hung, some in pairs. Partial-width shed roof porch supported by wrought iron. Central entrance has a 6-panel Colonial Revival door.

Garage. 1-story, 1-bay, novelty siding, gable roof (C).

85. 3612 Carnes C. 1-story, 3-bay, aluminum siding Colonial Revival cottage built in 1927. Gable roof with two gable-front ends, box cornice, asphalt shingles, and interior central and exterior end chimneys. Windows are 1/1 double-hung. Central partial-width shed roof porch supported by box columns. Central entrance has a multi-light French door flanked by full-length multi-light sidelights.

Garage. 1-story, 1-bay, weatherboard siding, gable roof with exposed rafter tails (C).

86. 3615 Carnes C. 1-story, 3-bay, brick veneer Minimal Traditional house built in 1949. Gable roof with gable-front "L," flush eaves, asphalt shingles, and interior central chimney. Windows are paired 6/6 double-hung. Single-bay undercut porch supported by wrought iron. Central entrance has a 6-panel door.

Garage. 1-story, 2-bay, novelty siding, gable roof (C).

87. 3619 Carnes C. 1-story, 4-bay, brick veneer Minimal Traditional house built in 1950. Gable roof with flush eaves and asphalt shingles. Windows are 6/6 and 8/8 double-hung. Partial-width gable-front porch supported by wrought iron. Off-center entrance has a 6-light Colonial Revival door.

Garage. 1-story, 1-bay, novelty siding, gable roof (C).

88. 3620 Carnes C. 1-story, 3-bay, brick veneer cape cottage with Minimal Traditional and Craftsman influence built in 1927. Gable roof with flush eaves, asphalt shingles, and interior central chimneys. Windows are paired Craftsman 3/1 double-hung. Single entrance bay gable-front porch supported by wrought iron. Central entrance has a multi-light French door.

United States Department of the Interior
National Park Service

National Register of Historic Places Continuation Sheet

Section number 7 Page 18

Normal Station Historic District Shelby County, Tennessee

89. 3624 Carnes C. 1-story, 2-bay, brick veneer Craftsman bungalow built in 1923. Clipped gable roof with exposed rafter tails, asphalt shingles, interior central chimney, and exterior side chimney. Windows are Craftsman 3/1 double-hung, some in pairs. Full-width truncated hip roof porch with exposed rafter tails supported by brick piers and enclosed brick balustrade. Entrance has a 4-panel Colonial Revival door flanked by half-length multi-light sidelights.

Garage. 1-story, 1-bay, novelty siding, gable roof (C).

90. 3625 Carnes C. 1-story, 3-bay, brick veneer Minimal Traditional house built in 1948. Gable roof with box cornice, asphalt shingles, and interior central chimney. Windows are 6/6 and 8/8 double-hung. Partial-width shed roof porch supported by plain posts. Central entrance has a 6-panel Colonial Revival door.

Garage. 1-story, 1-bay, novelty siding, gable roof (C).

91. 3628 Carnes NC. 1-story, 4-bay, brick veneer and vinyl siding Craftsman bungalow variant built in 1927 and altered ca. 1980 with porch enclosure and window added. Gable roof with two gable-front ends, exposed rafter tails, and asphalt shingles. Windows are Craftsman 3/1 double-hung, some in pairs. Central entrance has a 9-light Colonial Revival door.

92. 3633/3635 Carnes NC. 2-story, 4-bay, aluminum siding Colonial Revival house duplex built in 1938 and altered at unknown dates with siding change, rear additions, possible 2nd story addition. Gable roof with flush eaves, asphalt shingles, and interior central chimney. Windows are 1/1 double-hung. Entrances are off-center and off-set 6-panel Colonial Revival doors with aluminum shed awnings.

93. 3636 Carnes C. 1.5-story, 2-bay, brick veneer and vinyl siding Craftsman airplane bungalow built in 1921. Complex gable roof with box cornice, asphalt shingles, and exterior side chimney. Windows are Craftsman 3/1 double-hung. Full-width gable and truncated hip roof supported by brick piers. Entrance has a multi-light French door with full-length multi-light sidelights.

Garage. 1-story, 1-bay, aluminum siding, gable roof (C).

94. 3641 Carnes C. 1.5-story, 4-bay, vinyl siding cape cottage with Colonial Revival influence built in 1937. Gable roof with flush eaves, two gable-front dormers with 6/6 double-hung sashes, asphalt shingles, and exterior end chimney. Windows are 6/6 double-hung. Off center entrance has a 4-light Colonial Revival door with a hip roof entry hood.

Garage. 1-story, 1-bay, asbestos siding, gable roof (C).

95. 3642 Carnes C. 1-story, 2-bay, brick veneer Craftsman bungalow built in 1922. Gable-front roof with 3-light attic window, exposed rafter tails, asphalt shingles, interior central and exterior side chimneys.

United States Department of the Interior
National Park Service

National Register of Historic Places Continuation Sheet

Section number 7 Page 19

Normal Station Historic District Shelby County, Tennessee

Windows are Craftsman 3/1 double-hung sashes, some in pairs. Partial-width gable-front porch with 3-light gable-end window and exposed rafter tails supported by brick piers and enclosed brick balustrade. Offset entrance has a multi-light French door.

96. 3644 Carnes C. 1-story, 4-bay, brick veneer Craftsman bungalow variant built in 1922. Gable roof with box cornice, asphalt shingles, and exterior end and exterior facade chimneys. Windows are Craftsman 3/1 double-hung, some in pairs. Single-bay gable roof side porch supported by brick piers and features lattice screening. Offset entrance is not visible.

Garage. 1-story, 1-bay, novelty siding, gable roof (C).

97. 3647 Carnes C. 1-story, 5-bay, brick veneer cape cottage with Colonial Revival influence built 1937. Gable roof with three gable-front dormers featuring 6/6 double-hung sashes, flush eaves, and asphalt shingles. Windows are 6/6 double-hung. Central bay entrance has a 6-panel Colonial Revival door with dentilled lintel, pediment, and pilaster surround.

Garage. 1.5-story, 1-bay, weatherboard siding, gable roof with shed roof dormers (NC due to new construction).

98. 3651 Carnes NC. 1-story, 4-bay, brick veneer and weatherboard siding Minimal Traditional house built in 1930 and altered at unknown dates with a 2-story rear addition and porch enclosure including added windows and new entrance. Gable-front roof with box cornice, asphalt shingles, and interior central chimney. Windows are 1/1 double-hung. Entrance is offset with a multi-light diamond pane door.

99. 3652 Carnes C. 1-story, 4-bay, brick veneer cape cottage with Minimal Traditional influence built 1945. Gable roof with flush eaves, asphalt shingles, and interior chimney. Windows are 8/8 and 6/6 double-hung. Single entrance bay flat roof porch supported by wrought iron. Central entrance has a 4-light Colonial Revival door.

Garage. 1-story, 1-bay, aluminum siding, gable roof (C).

100. 3655 Carnes C. 1-story, 3-bay, brick veneer and weatherboard siding Minimal Traditional house built in 1930. Cross-gable roof with flush eaves, asphalt shingles, and interior central chimney. Windows are 9/9 double-hung and multi-light stationary picture. Entrance is a 3-light Colonial Revival door.

101. 3656 Carnes C. 1-story, 4-bay, brick veneer and vinyl siding Minimal Traditional house built in 1940. Gable roof with hip roof dormer featuring 6/6 double-hung sash, flush eaves, asphalt shingles, and interior chimney. Windows are 8/8, 6/6, and a band of 4/4 double-hung. Partial-width gable-front porch supported by wrought iron. Off center entrance has a 4-light Colonial Revival door.

United States Department of the Interior
National Park Service

National Register of Historic Places Continuation Sheet

Section number 7 Page 20 Normal Station Historic District Shelby County, Tennessee

Garage. 1-story, 1-bay, novelty siding, gable roof (C).

102. 3661 Carnes C. 1-story, 3-bay, brick veneer cape cottage with Minimal Traditional influence built in 1930. Gable roof with flush eaves, asphalt shingles, and exterior end chimney. Windows are 6/6 double-hung. Central bay entrance has a 6-panel Colonial Revival door.

103. 3662 Carnes C. 1-story, 4-bay, brick veneer and vinyl siding Minimal Traditional house built in 1940. Gable roof with flush eaves, asphalt shingles, and interior central chimney. Windows are 6/6 and 8/8 double-hung sash. Partial-width gable-front porch supported by wrought iron. Off center entrance has multi-paneled Colonial Revival door.

104. 3668 Carnes C. 1-story, 3-bay, brick veneer Minimal Traditional house built in 1940. Gable roof with flush eaves, asphalt shingles, and interior central chimney. Windows are 8/8 double-hung and multi-light bay. Entrance side porch with gable roof supported by box columns, spindles, and vertical board siding. Offset entrance door is not visible.

Carport. 1-story, 1-bay, novelty siding, gable roof with wrought iron support (C).

105. 3669 Carnes C. 1-story, 2-bay, brick veneer Craftsman bungalow built ca. 1925. Gable-front roof with box cornice, asphalt shingles, and prominent exterior side chimney. Windows are Craftsman 3/1 double-hung. Half-width gable-front porch with gable-end 3-light window supported by brick piers. Off center entrance has a multi-light French door with full-length multi-light sidelights.

106. 3674 Carnes C. 1-story, 4-bay, brick veneer and weatherboard Minimal Traditional house built in 1940. Gable roof with flush eaves and asphalt shingles. Windows are 8/8 double-hung. Single-bay undercut porch supported by wrought iron. Off center entrance has a 9-light Colonial Revival door.

107. 3677 Carnes C. 1-story, 3-bay, vinyl siding Craftsman bungalow built 1926. Clipped gable roof with triangular knee braces, paired attic windows, and asphalt shingles. Windows are 1/1 double-hung, some in pairs. Full-width undercut porch supported by fluted columns on brick piers. Central entrance has a multi-light Craftsman door.

108. 3680 Carnes C. 1-story, 2-bay, asbestos siding Minimal Traditional house built 1929. Gable roof with gable-end featuring 6-light stationary window, box cornice, and asphalt shingles. Windows are Craftsman 3/1 double-hung. Partial-width undercut porch supported by brick pier. Off center entrance has a multi-light French door.

109. 3684 Carnes C. 1-story, 2-bay, brick veneer and aluminum siding Minimal Traditional house built in 1932. Gable roof with gable-front "L," flush eaves, and asphalt shingles. Windows are 8/8 and 6/6 double-

United States Department of the Interior
National Park Service

National Register of Historic Places Continuation Sheet

Section number 7 Page 21 Normal Station Historic District Shelby County, Tennessee

hung. Partial-width shed roof porch supported by box column. Off center entrance has a replacement slab door.

Garage. 1-story, 1-bay, novelty siding, gable roof (C).

110. 3687 Carnes C. 1-story, 3-bay, weatherboard siding Craftsman bungalow built in 1917. Gable-front and rear hip roof with exposed rafter tails, asphalt shingles, and interior central chimneys. Windows are paired Craftsman multi-light attic hoppers and Craftsman multi-light-over-one double-hung. Full-width undercut porch supported by tapered wood columns atop enclosed weatherboard balustrade. Off center entrance has a multi-light Craftsman cottage door.

111. 3690 Carnes C. 1-story, 3-bay, vinyl siding cape cottage with Minimal Traditional influence built 1934. Gable roof with box cornice, asphalt shingles, and exterior end chimney. Windows are paired 1/1 double-hung. Central bay gable-front porch supported by box columns. Central bay entrance has a multi-light French door.

112. 3691/3693 Carnes C. 1-story, 4-bay, weatherboard siding Craftsman bungalow duplex built in 1928. Hip roof with exposed rafter tails, hip roof dormer, asphalt shingles, and exterior side and interior rear chimney. Windows are 1/1 double-hung. Off center entrances are multi-light French doors.

113. 3694 Carnes C. 1-story, 3-bay, weatherboard siding Minimal Traditional house built in 1930. Cross-gable roof with exposed rafter tails, asphalt shingles, and exterior side chimney. Windows are 6/1 double-hung, some in a pair, and a band of three. Half-width undercut porch supported by wrought iron and balustrade. Central entrance has a 6-panel Colonial Revival door.

114. 3697 Carnes C. 1-story, 3-bay, weatherboard siding cape cottage with Minimal Traditional influence built in 1940. Gable roof with flush eaves and asphalt shingles. Windows are 8/8 double-hung. Central bay gable-front porch supported by box columns. Central entrance bay has a 6-panel Colonial Revival door.

Garage. 1-story, 0-bay, weatherboard siding, gable roof (NC due to enclosure and addition).

115. 3700/3702 Carnes C. 1-story, 3-bay, weatherboard siding Minimal Traditional duplex built in 1932. Gable roof with gable-front "L" featuring a stationary 6-light window, box cornice, and asphalt shingles. Windows are 6/6 double-hung, some as a pair. Central bay undercut porch supported by wrought iron. Central entrances are 6-panel Colonial Revival doors.

116. 3735 Carnes C. 2-story, 3-bay, brick veneer and weatherboard siding Craftsman bungalow built in 1920. Gable and hip roofs with exposed rafter tails, asphalt shingles, and interior central chimney. Windows are Craftsman 3/1 double-hung and 1/1 double-hung, some in a band of three. Single-bay undercut porches at opposite ends of facade supported by brick piers. Off set entrance door is not visible.

United States Department of the Interior
National Park Service

National Register of Historic Places Continuation Sheet

Section number 7 Page 22 Normal Station Historic District Shelby County, Tennessee

117. 3739/3741 Carnes NC. 2-story, 3-bay, brick veneer duplex with no architectural style built in 1975. Mansard roof with 9/6 single-hung windows and asphalt shingles. Two-story screened entrance porches supported by plain posts. Outdoor steel staircase to second floor. Windows are 9/6 single-hung. Offset entrances are slab doors.

118. 3742 Carnes C. 1-story, 5-bay, vinyl siding Minimal Traditional house built in 1938. Gable roof with flush eaves, asphalt shingles, and interior central chimney. Windows are 6/1 double-hung. Single bay gable-front porch supported by wrought iron. Center entrance has a 3-light Craftsman cottage door.

Garage. 1-story, 1-bay, board and batten siding, gable roof (NC due to new construction).

119. 3745 Carnes C. 1-story, 3-bay, asbestos shingle cape cottage with Minimal Traditional and Craftsman influence built 1930. Gable roof with exposed rafter tails, gable-front dormer with 4-light hopper window, asphalt shingles, and interior central chimney. Windows are Craftsman 3/1 double-hung. Single-bay gable-front porch with exposed rafter tails supported by box columns. Off center entrance has a full-length 3-light Craftsman door.

Carport. 1-story, 1-bay, board siding, gable roof (NC due to later construction).

120. 3750 Carnes C. 1-story, 3-bay, vinyl siding cape cottage with Minimal Traditional influence built 1940. Gable roof with box cornice and return, asphalt shingles, and interior chimney. Windows are paired 6/6 double-hung and circular stained glass. Partial-width flat roof porch supported by wrought iron and balustrade. Central entrance has a 6-panel Colonial Revival door with fluted pilaster and triglyph surround.

Garage. 1-story, 2-bay, novelty siding, gable roof (C).

121. 3755 Carnes C. 1-story, 3-bay, weatherboard siding Craftsman bungalow built in 1925. Clipped gable roof with box cornice, asphalt shingles, and exterior end chimney. Windows are 1/1 double-hung. Three-quarter length truncated hip roof porch supported by box columns. Off center entrance has a full-length 3-light Craftsman door. Attached single-bay garage with weatherboard siding and flat roof.

122. Echles Cemetery C.- abandoned and overgrown. Earliest headstones for the following: George and Martha Echles died in 1896 and 1887 respectively, Frances and Susan Bibert in 1910 and 1917, and Harry Madison in 1926.

123. 3756 Carnes C. 1-story, 5-bay, asbestos siding Minimal Traditional house built in 1942. Gable roof with box cornice and asphalt shingles. Windows are 6/6 double-hung and 4-light stationary. Offset entrance is set within a gable-front projection with a 9-light Colonial Revival door and aluminum shed awning. Attached single-bay garage infill with slab door.

United States Department of the Interior
National Park Service

National Register of Historic Places Continuation Sheet

Section number 7 Page 23 Normal Station Historic District Shelby County, Tennessee

124. 3760/3762 Carnes C. 1-story, 4-bay, brick veneer Minimal Traditional duplex built in 1940. Gable roof with flush eaves, asphalt shingles, and interior chimney. Windows are 8/8 double-hung. Central entrances are 6-panel Colonial Revival doors with shed roof overhang supported by triangular knee braces.
125. 3764/3766 Carnes C. 1-story, 4-bay, brick veneer Minimal Traditional duplex built in 1940. Gable roof with flush eaves and asphalt shingles. Windows are 8/8 double-hung. Opposite end entrances have louvered storm doors with gable-front entry hoods supported by triangular knee braces.
126. 3770 Carnes C. 1-story, 3-bay, asbestos siding cape cottage with Minimal Traditional influence built in 1945. Gable roof with flush eaves, asphalt shingles, and interior chimney. Windows are paired 6/6 double-hung. Central bay entrance has a 2-light Colonial Revival door with gable-front entry hood supported by triangular knee braces.
127. 3776 Carnes C. 1-story, 3-bay, brick veneer cape cottage with Minimal Traditional influence built in 1940. Gable roof with flush eaves, asphalt shingles, and interior central chimney. Windows are 6/6 double-hung. Central entrance has a 6-panel Colonial Revival door. Side porch is now enclosed with vinyl siding. Non-attached metal carport at driveway.
128. 3778 Carnes NC. 1-story, 2-bay, vertical board siding contemporary house built originally in 1927 and facade completely altered at an unknown date. Gable roof with box cornice and asphalt shingles. Windows are 6/6 and 1/1 replacement single-hung. Off set entrance has multi-paneled door.
129. 3779/3781 Carnes NC. 1-story, 4-bay, brick veneer Modernist Massed Ranch duplex built in 1966. Gable-front roof with box cornice and asphalt shingles. Windows are paired 3-light stationary. Full-width undercut porch supported by metal poles. Opposite end entrances have 6-light Colonial Revival doors.
130. 3785/3787 Carnes NC. 1-story, 2-bay, brick veneer and vertical board siding Modernist Massed Ranch duplex built in 1966. Hip roof with box cornice and asphalt shingles. Windows are 6/6 single-hung. Partial-width undercut porch. Off set entrances have 6-panel Colonial Revival doors.
131. 3786 Carnes C. 1-story, 2-bay, permastone veneer Minimal Traditional house built in 1940. Gable-front roof with box cornice, asphalt shingles, exterior side and interior chimneys. Windows are 1/1 double-hung. Partial-width gable-front porch supported by permastone veneer box columns. Offset entrance has a multi-light Craftsman cottage door.
132. 3789 Carnes C. 1-story, 3-bay, brick veneer Minimal Traditional house built in 1944. Gable roof with gable-front end, flush eaves, asphalt shingles, and interior chimney. Windows are 1/1 double-hung. Partial-width shed roof porch supported by wrought iron and balustrade. Central entrance has a slab door

United States Department of the Interior
National Park Service

National Register of Historic Places Continuation Sheet

Section number 7 Page 24 Normal Station Historic District Shelby County, Tennessee

Garage. 1-story, 1-bay, novelty siding, gable roof (C).

133. 3792 Carnes C. 1-story, 3-bay, asbestos siding cape cottage with Minimal Traditional influence built in 1940. Gable roof with fascia board, asphalt shingles, and two interior chimneys. Windows are paired 1/1 double-hung. Central bay gable-front porch supported by box columns. Central entrance has a multi-light French door.

Garage. 1-story, 1-bay, metal siding, gable roof (NC due to altered materials).

134. 3795 Carnes C. 1-story, 4-bay, brick veneer Minimal Traditional house built in 1945. Gable roof with flush eaves, asphalt shingles, and interior chimney. Windows are 6/6 and 8/8 double-hung. Partial-width gable-front porch supported by box piers and pilasters. Off center entrance has a slab door.

135. 3796 Carnes C. 1-story, 2-bay, asbestos siding raised basement Colonial Revival bungalow built in 1930. Gable-front roof with box cornice, asphalt shingles, and interior central chimney. Windows are 1/1 double-hung. Single-bay gable-front porch supported by brick piers. Off center entrance has a multi-light Colonial Revival cottage door.

136. 3800 Carnes NC. 1.5-story, 4-bay, weatherboard siding cottage with no architectural syling built in 1928 and altered at unknown dates possibly to roof and entire facade. Gambrel roof with flush eaves, asphalt shingles, and exterior end chimney. Windows are 2/2 single-hung. Partial-width undercut porch supported by turned post. Entrance has a single-light replacement door.

137. 3799/3801 Carnes NC. 2-story, 4-bay, brick veneer and vertical board siding duplex with Minimal Traditional influence built in 1978. Gable roof with box cornice and asphalt shingles. Windows are paired 2/2 single-hung metal windows. Entrances are 6-panel Colonial Revival and a replacement slab door.

138. 3804/3806 Carnes NC. 1-story, 4-bay, brick veneer Modernist Massed Ranch duplex built in 1961. Gable-on-hip roof with box cornice and asphalt shingles. Windows are matching large single-light picture windows flanked by 2/2 single-hung metal windows. Single-bay undercut porches supported by wrought iron. Offset entrances have slab doors.

139. 3805 Carnes C. 1.5 story, 4-bay weatherboard siding Craftsman airplane bungalow apartment house built in 1917. Multiple gable roofs with exposed rafter tails, asphalt shingles, and interior chimney. Windows are 1/1 double-hung. Full-width undercut porch supported by box columns. Central bay entrances have replacement slab doors.

140. 3809 Carnes C. 1-story, 2-bay, weatherboard siding Colonial Revival bungalow built in 1922. Gable-front roof with exposed rafter tails and asphalt shingles. Paired 1/1 double-hung windows. Partial-width

United States Department of the Interior
National Park Service

National Register of Historic Places Continuation Sheet

Section number 7 Page 25 Normal Station Historic District Shelby County, Tennessee

undercut porch supported by box columns and spindled balustrade. Offset entrance has a multi-light Craftsman cottage door.

141. 3810 Carnes NC. 1-story, 4-bay brick veneer Minimal Traditional house built in 1940 and completely altered at an unknown date. Gambrel roof with box cornice and asphalt shingles. Replacement 1/1 single-hung windows. Entrance has a 6-panel Colonial Revival door.

142. 3815 Carnes NC. 1-story, 5-bay, vertical board siding cottage with some Minimal Traditional influence built in 1940 and altered significantly in ca. 1970s. Gable roof with box cornice and asphalt shingles. Side shed roof addition. Windows are multi-light casements. Partial width gable variant replacement porch supported by box columns. Entrance has a 4-panel door.

Garage. 1-story, 1-bay, weatherboard siding, gable roof with exposed rafter tails (C).

143. 3816 Carnes NC. 1-story, 3-bay, vinyl siding Minimal Traditional house built in 1940 and altered at an unknown date. Gable roof box cornice and asphalt shingles. Windows are 4/4 double-hung and replacement 2-light. Single-bay shed roof aluminum porch addition supported by wrought iron. Off center entrance has a 3-light cottage door.

DOUGLASS AVENUE

144. 3519 Douglass C. 1-story, 3-bay, brick veneer Craftsman bungalow built in 1917. Gable-front roof with exposed rafter tails, asphalt shingles and exterior side chimney. Windows are 1/1 double-hung. Full-width truncated hip roof with exposed rafter tails supported by brick piers. Off center entrance with a multi-light Craftsman cottage door.

145. 3520 Douglass NC. 1-story, 3-bay, brick veneer and vinyl siding Craftsman bungalow built in 1920 and altered ca. 1965 with half-porch enclosure. Gable-front roof with box cornice, asphalt shingles, interior central chimney. Windows are 1/1 double-hung and added 2/2 metal single-hung. Partial-width hip roof porch supported by box column atop brick pier. Center entrance has a multi-light Craftsman cottage door.

Garage. 1-story, 1-bay, weatherboard, gable roof (C).

146. 3523 Douglass C. 1-story, 4-bay, brick veneer and novelty siding Minimal Traditional house built in 1950. Gable roof with flush eaves, asphalt shingles, and interior central chimney. Windows are 8/8 double-hung. Partial-width gable-front porch supported by wrought iron. Off center entrance has a 6-panel Colonial Revival door.

Garage. 1-story, 1-bay, novelty siding, gable roof with exposed rafter tails (C).

United States Department of the Interior
National Park Service

National Register of Historic Places Continuation Sheet

Section number 7 Page 26 Normal Station Historic District Shelby County, Tennessee

147. 3524 Douglass C. 1-story, 4-bay brick veneer Craftsman bungalow built in 1925. Complex hip and gable roof with box cornice, asphalt shingles, and interior chimneys. Windows are Craftsman 3/1 double-hung. Partial-width wrap-around truncated hip roof porch supported by brick piers. Off center entrance has a full-length multi-light Craftsman cottage door with gable-front entry hood with braces.

Garage. 1-story, 2-bay, concrete block and weatherboard siding, gable roof (C).

148. 3529 Douglass C. 1-story, 4-bay, brick veneer Minimal Traditional house built in 1950. Gable roof with flush eaves, asphalt shingles, and interior central chimney. Windows are 6/6 double-hung. Single-bay gable-front porch supported by wrought iron. Off center entrance has a 4-light Colonial Revival door.

149. 3530 Douglass NC. 1-story, 2-bay, brick veneer and weatherboard siding bungalow built in 1920 and altered at an unknown date with a complete porch enclosure, removal of entrance, and addition of new windows. Gable-on-hip roof with exposed rafter tails and asphalt shingles. Windows are added bays of 6/6 single-hung flanked by 2/2 single-hung. New entrance is not visible.

Garage. 1-story, 1-bay, novelty siding, gable roof (C).

150. 3533 Douglass C. 1-story, 3-bay, brick veneer and weatherboard siding bungalow built in 1930. Gable-front roof with box cornice, asphalt shingles, and interior central chimney. Windows are 1/1 double-hung, some in pair. Partial width gable-front porch with replacement wrought iron support. Off center entrance has a 6-panel Colonial Revival door.

151. 3534 Douglass C. 1-story, 3-bay, brick veneer and asbestos siding Craftsman bungalow built in 1920. Gable-front roof with exposed rafter tails, asphalt shingles, and interior and exterior end chimneys. Windows are 1/1 double-hung. Full-width truncated hip roof porch supported by brick piers. Central entrance has a multi-light Craftsman cottage door.

152. 3539 Douglass C. 1-story, 3-bay, brick veneer Colonial Revival bungalow variant built in 1940. Gable roof with exposed rafter tails, asphalt shingles, and exterior end chimney. Windows are paired 1/1 double-hung. Full-width undercut porch supported by brick piers. Central entrance has a multi-light Colonial Revival cottage door.

153. 3540 Douglass C. 1-story, 3-bay, stone veneer Craftsman bungalow built in 1920. Gable roof with large shed roof dormer with 4-light windows, exposed rafter tails, asphalt shingles, and interior end stone chimney. Windows are paired 6/1 double-hung. Full-width shed roof porch with exposed rafter tails supported by stone piers and enclosed stone balustrade. Central entrance has a multi-light Colonial Revival cottage door.

Garage. 1-story, 2-bay, weatherboard siding, gable roof (C).

United States Department of the Interior
National Park Service

National Register of Historic Places Continuation Sheet

Section number 7 Page 27

Normal Station Historic District Shelby County, Tennessee

154. 3542 Douglass NC. Not entirely visible.

155. 3543 Douglass C. 1-story, 4-bay, brick veneer Craftsman bungalow built in 1920. Complex clipped gable roof with paired gable-end 4-light windows, vertical board siding, box cornice, asphalt shingles, and interior end chimneys. Windows are 1/1 double-hung, some in pairs. Full-width clipped-gable roof porch and porte-cochere with two gable-front ends supported by triangular knee braces and brick piers. Central entrance has a multi-light French door.

156. 3549 Douglass NC. 1-story, 4-bay, brick veneer bungalow built in 1920 and altered considerably in ca. 1970 with porch enclosure. Gable roof with large shed roof dormer featuring a band of 4-light windows, box cornice, asphalt shingles, and interior end chimney. Windows are replacement single-light sliding. Remaining porch section is single-bay undercut with bracket and wrought iron support. Offset entrance has a 6-panel Colonial Revival door.

157. 3550 Douglass C. 1-story, 3-bay, weatherboard siding Craftsman bungalow built in 1920. Gable roof with box cornice supported by triangular knee braces, large shed roof dormer with exposed rafter tails and band of louvered attic vent, and asphalt shingles. Windows are 1/1 double-hung and single-light stationary. Full-width shed roof porch supported by tapered wood columns atop brick piers. Off center entrance has a 2-light Colonial Revival door.

Garage. 1-story, 2-bay, novelty siding and concrete block, gable roof (C).

158. 3553 Douglass C. 1-story, 3-bay, brick and stucco veneer Craftsman bungalow built in ca. 1925. Gable-front roof with single-light gable-end attic windows, fascia board with exposed rafter tails, asphalt shingles, and interior central chimneys. Windows are 1/1 double-hung, some in pairs. Partial-width undercut porch supported by brick pier. Central entrance has a multi-light French door.

Garage. 1-story, 1-bay, weatherboard siding, gable roof (C).

159. 3554 Douglass NC. 1-story, 3-bay, aluminum siding Minimal Traditional house built in 1932 and altered with porch enclosure/facade addition and replacement windows and vertical board siding at an unknown date. Gable roof with gable-front "L," box cornice, and asphalt shingles. Windows are 8/8 double-hung and added paired multi-light stationary pictures. Central entrance has a multi-light French door.

Garage. 1-story, 1-bay, aluminum siding, gable roof (C).

160. 3559 Douglass C. 1-story, 3-bay, brick veneer Craftsman bungalow built in 1920. Clipped gable roof with box cornice, asphalt shingles, and interior end chimney. Windows are 1/1 double-hung, some in pairs.

United States Department of the Interior
National Park Service

National Register of Historic Places Continuation Sheet

Section number 7 Page 28 Normal Station Historic District Shelby County, Tennessee

Full-width truncated hip roof porch supported by brick piers. Central entrance has a single-light Craftsman cottage door.

161. 3560 Douglass C. 1.5-story, 3-bay, brick veneer and asbestos siding Craftsman airplane bungalow built in 1925. Clipped gable roof with exposed rafter tails, asphalt shingles and interior side chimney. Windows are 1/1 double-hung. Full-width clipped-gable roof porch supported by brick piers and featuring a shed roof aluminum awning. Off center entrance has a multi-light Craftsman cottage door.

Garage. 1-story, 2-bay, novelty siding, gable roof (C).

162. 3563 Douglass NC. 1-story, 4-bay, brick veneer Craftsman bungalow built in 1925 and altered at an unknown date with large single-light picture windows on facade. Gable-front roof with asphalt shingle gable-ends, tripartite attic window, box cornice, asphalt shingles, and interior end chimneys. Partial-width truncated hip roof and porte-cochere supported by brick piers. Off center entrance has a multi-light French door.

Garage. 1-story, 1-bay, concrete block, gable roof (NC due to alterations at unknown date).

163. 3564 Douglass C. 1-story, 4-bay, weatherboard siding Craftsman bungalow variant built in 1920. Gable roof with box cornice, asphalt shingles, and interior central chimney. Windows are paired 1/1 double-hung. Partial-width truncated hip roof with exposed rafter tails supported by turned columns. Offset entrance has a replacement single-light double door.

164. 3569 Douglass C. 1-story, 3-bay, brick veneer and asbestos siding Craftsman bungalow built in 1922. Gable-front roof with exposed rafter tails, asphalt shingles, and interior chimney. Windows are 1/1 double-hung. Full-width undercut screened porch supported by replacement wrought iron. Central entrance has a replacement slab door.

Garage. 1-story, 2-bay, weatherboard siding, gable roof (NC due to later construction).

165. 3570 Douglass C. 1-story, 3-bay, brick veneer Craftsman bungalow built in 1920. Gable-front roof with exposed rafter tails, asphalt shingles, and exterior chimney. Windows are 1/1 double-hung. Full-width gable-front and truncated hip roof porch with exposed rafter tails supported by brick piers. Off center entrance has a replacement slab door.

Garage. 1-story, 2-bay, novelty siding, gable-front roof (C).

166. 3574 Douglass NC. 1-story, 2-bay, brick veneer bungalow built in 1920 and altered at an unknown date with vertical board siding addition to facade, replacement front door, and reconstructed porch. Gable-front roof with exposed rafter tails, asphalt shingles, and exterior side chimney. Windows are paired 1/1

United States Department of the Interior
National Park Service

National Register of Historic Places Continuation Sheet

Section number 7 Page 29 Normal Station Historic District Shelby County, Tennessee

double-hung. Partial-width gable-front roof supported by box columns. Off center entrance has a multi-light diamond-pattern cottage door.

167. 3579 Douglass C. 1-story, 3-bay, weatherboard siding cape cottage with Minimal Traditional influence built in 1935. Gable roof with flush eaves, asphalt shingles, and interior chimney. Windows are 8/8 and 6/6 double-hung. Central bay shed roof porch supported by clustered box columns with diamond pattern latticework. Central bay entrance has a 4-light Colonial Revival door.

168. 3580 Douglass NC. 1-story, 3-bay, asbestos siding bungalow built in 1920 and altered ca. 1960 with window and door replacements and addition of newer siding. Hip roof with box cornice, asphalt shingles, and exterior side chimney. Windows are paired 2/2 aluminum single-hung. Full-width undercut porch supported by brick piers. Central entrance has a 3-light ca. 1960 door.

169. 3583 Douglass C. 1-story, 4-bay, brick veneer Craftsman bungalow built in 1922. Clipped gable roof with triangular knee braces, exposed rafter tails, asphalt shingles, and interior side and central chimneys. Windows are 1/1 double-hung. Partial-width truncated hip roof and porte-cochere with exposed rafter tails supported by brick piers. Off center entrance has a multi-light Craftsman cottage door.

170. 3584 Douglass C. 1-story, 3-bay, brick veneer Craftsman bungalow built in 1920. Gable roof with large shed roof dormer featuring exposed rafter tails, box cornice on main rooflines, asphalt shingles, and interior end chimneys. Windows are paired 1/1 double-hung. Full-width shed roof porch with exposed rafter tails and supported by brick piers. Central entrance has a 2-light Colonial Revival door.

171. 3589 Douglass C. 1-story, 3-bay, brick veneer and weatherboard siding Craftsman bungalow built in 1922. Gable-front roof with exposed rafter tails, asphalt shingles, and interior central chimney. Windows are 1/1 double-hung. Full-width gable-front porch with exposed rafter tails supported by replacement plain posts. Entrance has a replacement slab door.

172. 3590 Douglass C. 1-story, 3-bay, weatherboard siding Craftsman bungalow built in 1920. Hip roof with hip roof dormer; all with exposed rafter tails and asphalt shingles. Windows are 1/1 double-hung. Full-width undercut porch with exposed rafter tails supported by brick piers. Entrance has a multi-light Craftsman cottage door.

173. 3593 Douglass C. 1-story, 3-bay, brick veneer Craftsman bungalow built in 1923. Clipped gable roof with exposed rafter tails, asphalt shingles, and exterior side chimney. Windows are paired 1/1 double-hung. Full-width truncated hip roof porch supported by tapered brick piers. Central entrance has a 3-light Craftsman cottage door.

174. 3594 Douglass C. 1-story, 2-bay, weatherboard siding Craftsman bungalow built in 1920. Gable-front roof with fascia board and exposed rafter tails, asphalt shingle and interior chimneys. Windows are

United States Department of the Interior
National Park Service

National Register of Historic Places Continuation Sheet

Section number 7 Page 30 Normal Station Historic District Shelby County, Tennessee

Craftsman 4/1 double-hung. Partial-width undercut porch supported by brick pier and enclosed weatherboard balustrade. Offset and off center entrances have multi-light Craftsman cottage doors.

Garage. 1-story, 1-bay, possibly synthetic siding, gable roof (NC due to alterations including modern door).

175. 3599 Douglass NC. 1-story, 4-bay, brick veneer and asphalt shingle bungalow built in 1922 and altered ca. 1965 by complete porch enclosure of vertical board siding and jalousie windows. Gable-front roof with box cornice, asphalt shingles, and interior central chimneys. Windows are 1/1 double-hung, some as a pair; all with aluminum shed awnings. Truncated hip porch roof form and porte-cochere remain supported by brick piers and replacement metal poles. New entrance door is not visible.

Garage. 1-story, 1-bay, novelty siding, pyramid roof (C).

176. 3600 Douglass C. 1-story, 3-bay, weatherboard siding Craftsman bungalow built in 1920. Gable roof with box cornice, asphalt shingles, and exterior end chimney. Windows are paired 1/1 double-hung. Full-width shed roof porch with exposed rafter tails supported by brick piers. Central entrance has a multi-light Craftsman cottage door.

177. 3603 Douglass C. 1-story, 3-bay, weatherboard and brick veneer Craftsman bungalow built in 1922. Hip roof with box cornice, asphalt shingles, exterior and interior chimneys. Windows are paired 1/1 double-hung. Full-width undercut porch supported by brick piers and tapered posts atop brick piers. Central entrance door is not visible.

Garage. 1-story, 1-bay, novelty siding, gable roof (C).

178. 3604/3606 Douglass C. 1-story, 4-bay, brick veneer Craftsman bungalow duplex built in 1920. Clipped gable roof with exposed rafter tails, asphalt shingles, and interior side chimney. Windows are 1/1 double-hung. Full-width gable-front and hip roof with exposed rafter tails supported by brick piers. Central entrances are multi-light Craftsman cottage doors.

179. 3609 Douglass C. 1-story, 3-bay, brick veneer Craftsman bungalow built in 1922. Gable-front roof with band of single-light attic windows, exposed rafter tails, asphalt shingles, and interior central chimneys. Windows are Craftsman 3/1 double-hung. Three-quarter length truncated hip roof porch and porte-cochere with exposed rafter tails supported by brick piers. Off center entrance has a slab door.

180. 3610 Douglass C. 1-story, 3-bay, brick veneer Craftsman bungalow built in 1920. Clipped gable roof with exposed rafter tails, asphalt shingles, and interior chimney. Windows are 9/1 double-hung. Full-width truncated hip roof with exposed rafter tails supported by brick piers. Central entrance has a 6-panel Colonial Revival door.

United States Department of the Interior
National Park Service

National Register of Historic Places Continuation Sheet

Section number 7 Page 31 Normal Station Historic District Shelby County, Tennessee

181. 3614 Douglass NC. 1-story, 2-bay, brick veneer and weatherboard siding Craftsman bungalow built in 1920 and altered in ca. 1965 with addition of large single-light picture window. Gable-front roof with exposed rafter tails, asphalt shingles, and exterior side chimney. Partial-width undercut porch supported by tapered brick pier. Off center entrance has a multi-light Craftsman cottage door.

Garage. 1-story, 2-bay, novelty and board siding, gable roof (NC due to new materials at unknown date).

182. 3615 Douglass C. 1-story, 4-bay, brick veneer Craftsman bungalow built in 1922. Gable-front roof with exposed rafter tails and asphalt shingles. Windows are paired 1/1 double-hung. Full-width truncated hip roof and porte-cochere with exposed rafter tails supported by box columns atop brick piers. Central entrance has a multi-light Craftsman cottage door.

183. 3619 Douglass NC. 1-story, 3-bay, aluminum siding Minimal Traditional house built in 1942 and altered ca. 1960 with siding and window replacement. Gable roof with gable-front, flush eaves, asphalt shingles, and interior central chimney. Windows are 2/2 aluminum single-hung. Central entrance has a 6-panel Colonial Revival door with aluminum shed awning.

Garage. 1-story, 1-bay, novelty siding, gable roof (C).

184. 3620 Douglass C. 1-story, 3-bay, brick veneer and weatherboard siding Craftsman bungalow built in 1920. Gable-front roof with circular vent and keystones, box cornice, and asphalt shingles. Windows are 1/1 double-hung. Full-width undercut porch supported by brick piers. Central entrance door is not visible.

185. 3623 Douglass C. 1-story, 3-bay, weatherboard siding and brick veneer Craftsman bungalow built in 1922. Hip roof with hip roof dormer featuring louvered attic vent and exposed rafter tails, exposed rafter tails throughout roofline, exterior side and interior central chimneys, and asphalt shingles. Windows are paired 1/1 double-hung. Full-width undercut porch with exposed rafter tails, full-length brick piers, and tapered box columns atop brick piers. Central entrance has a multi-light Colonial Revival door.

186. 3633 Douglass C. 1-story, 3-bay, brick veneer Craftsman bungalow built in 1922. Clipped gable roof with large shed roof dormer featuring band of three 1-light hopper windows and exposed rafter tails, exposed rafter tails on rest of roof line, asphalt shingles, and interior central chimney. Windows are paired 1/1 double-hung. Full-width undercut porch supported by stone piers. Off center entrance has a slab door.

187. 3634 Douglass C. 1-story, 3-bay, brick veneer and vinyl siding Craftsman bungalow built in 1922. Gable-front roof with box cornice, asphalt shingles, and interior and exterior chimneys. Windows are 1/1 double-hung. Full-width porch with hip roof flanked by gable-front roofs supported by tapered box columns atop brick piers. Off center entrance has a multi-light Craftsman cottage door.

Garage. 1-story, 1-bay, weatherboard siding, gable roof (C).

United States Department of the Interior
National Park Service

National Register of Historic Places Continuation Sheet

Section number 7 Page 32

Normal Station Historic District Shelby County, Tennessee

188. 3637 Douglass C. 1-story, 3-bay, brick veneer and weatherboard siding Craftsman bungalow built in 1917. Gable-front roof with fascia board and exposed rafter tails, asphalt shingles, and interior chimney. Windows are paired 1/1 double-hung. Full-width gable-front porch supported by box columns atop brick piers. Off center entrance has a replacement 3-light ca. 1960s door.

Garage. 1-story, 1-bay, novelty siding, gable roof (C).

189. 3640 Douglass C. 1-story, 4-bay, brick veneer Craftsman bungalow built in ca. 1925. Gable roof with box cornice, asphalt shingles, and interior central chimney. Windows are 1/1 double-hung. Partial-width gable-front roof porch supported by brick piers. Central entrance has a multi-light French door and side entrance has a multi-light French door with gable-front entry hood supported by triangular knee braces.

190. 3643 Douglass C. 1-story, 3-bay, asbestos siding cape cottage with Minimal Traditional influence built in 1944. Gable roof with flush eaves, asphalt shingles, and interior central chimney. Windows are 6/6 double-hung. Central bay shed roof porch supported by wrought iron. Central entrance has a 6-panel Colonial Revival door.

191. 3644 Douglass C. 1-story, 4-bay, brick veneer Minimal Traditional house built in 1951. Gable roof with box cornice, asphalt shingles, and interior chimney. Windows are 6/6 and 8/8 double-hung. Partial-width gable-front roof porch supported by paired columns. Off center entrance has a 6-panel Colonial Revival door.

Garage. 1-story, 1-bay, brick veneer and novelty siding, gable-front roof (C).

192. 3647 Douglass C. 1-story, 4-bay, brick veneer Minimal Traditional house built in 1951. Gable roof with flush eaves, asphalt shingles, and interior central chimney. Windows are mutli-light casements. Partial-width gable-front roof porch supported by wrought iron. Off center entrance door is not visible.

Garage. 1-story, 1-bay, novelty siding, hip roof (C).

193. 3648/3650 Douglass C. 1-story, 4-bay, brick veneer Craftsman bungalow duplex built in ca. 1925. Clipped gable roof with exposed rafter tails, asphalt shingles, and interior side chimney. Windows are paired 1/1 double-hung. Full-width clipped gable and truncated hip roof porch with exposed rafter tails supported by brick piers. Central entrances are multi-light Craftsman cottage doors.

194. 3653 Douglass NC. 1-story, 3-bay, brick veneer bungalow built in ca. 1925 and altered ca. 1965. Gable roof with box cornice, asphalt shingles, and interior side chimney. Windows are paired 1/1 double-hung. Full-width gable roof porch supported by replacement wrought iron posts. Off center entrance door is not visible.

United States Department of the Interior
National Park Service

National Register of Historic Places Continuation Sheet

Section number 7 Page 33 Normal Station Historic District Shelby County, Tennessee

195. 3654 Douglass NC. 1-story, 4-bay, asbestos siding Minimal Traditional house built in 1942 and altered with window change. Gable roof with flush eaves and asphalt shingles. Windows are 2/2 single-hung. Off center entrance has a 6-panel Colonial Revival door with shed roof sheetmetal entry hood.

196. 3659 Douglass C. 1-story, 3-bay, asbestos siding cape cottage with Minimal Traditional influence built in 1938. Gable roof with flush eaves and asphalt shingles. Windows are 2/2 single-hung. Central bay gable-front roof porch supported by wrought iron. Central entrance has a 2-light Colonial Revival door with surround.

Garage. 1-story, 1-bay, weatherboard siding, and hip roof with exposed rafter tails (C).

197. 3660 Douglass NC. 1-story, 3-bay, brick veneer and asbestos siding Craftsman bungalow built in ca. 1925 and altered ca. 1965 with porch support change and window enclosure. Gable-front roof with exposed rafter tails, asphalt shingles, and tapered facade exterior end chimney. Windows are Craftsman 3/1 double-hung. Partial-width undercut porch supported by wrought iron. Offset entrance door is not visible.

198. 3663 Douglass NC. 1-story, 4-bay, brick veneer and vinyl siding Craftsman bungalow built in ca. 1925 and altered at an unknown date with complete porch enclosure and addition of new siding. Gable-front roof with box cornice, asphalt shingles, and interior central and side chimney. Windows are 1/1 and 6/6 single-hung. Former porch retains hip roof. Off center entrance has a replacement 9-light Colonial Revival door.

199. 3666 Douglass NC. 1-story, 3-bay, brick veneer and vertical board siding Craftsman bungalow built in 1922 and altered ca. 1970 with partial porch enclosure. Hip roof with hip roof attic dormer featuring exposed rafter tails, asphalt shingles, and exterior chimney. Remaining porch is partial-width undercut supported by brick pier. Entrance has a multi-light Craftsman cottage door.

Garage. 1-story, 1-bay, weatherboard siding, gable roof (NC).

200. 3669 Douglass C. 1-story, 3-bay, brick veneer Craftsman bungalow built in 1924. Hip roof with exposed rafter tails, asphalt shingles, and exterior chimney. Windows are paired 1/1 double-hung. Full-width undercut porch supported by brick piers. Central entrance has a 2-light Colonial Revival door.

201. 3670 Douglass NC. 1-story, 2-bay, brick veneer and vertical board siding Colonial Revival bungalow built in ca. 1925 and altered at an unknown date with facade remodelling of windows and wall cladding. Gable-front roof with box cornice and asphalt shingles. Full-width gable-front and hip roof porch supported by paired box columns atop brick piers. Replacement multi-light picture window. Off center entrance has a 6-panel Colonial Revival door.

United States Department of the Interior
National Park Service

National Register of Historic Places Continuation Sheet

Section number 7 Page 34

Normal Station Historic District Shelby County, Tennessee

Garage. 1-story, 1-bay, weatherboard siding, gable-front roof (NC due to addition at unknown date).

202. 3673 Douglass C. 1-story, 3-bay, brick veneer bungalow built in ca. 1925. Gable-front roof with box cornice, asphalt shingles, and interior central chimney. Windows are 1/1 double-hung. Half-width gable-front roof porch supported by plain posts. Offset entrance has a 6-light Colonial Revival door.

203. 3674 Douglass NC. 1-story, 4-bay, brick veneer Modernist Minimal Ranch house built in 1957. Gable roof with hip roof "L," flush eaves, asphalt shingles, and interior central chimney. Windows are 2/2 single-hung. Single-bay hip roof porch supported by wrought iron.

Garage. 1-story, 1-bay, weatherboard siding, pyramid roof (NC).

204. 3679 Douglass C. 1-story, 3-bay, weatherboard siding cape cottage with Minimal Traditional influence built in 1929. Gable roof with flush eaves, asphalt shingles, and interior central chimney. Windows are 6/6 double-hung. Central bay entrance has a louvered door.

205. 3680 Douglass NC. 1-story, 3-bay, brick veneer and board and batten siding bungalow built in ca. 1925 and altered with rear addition and new siding ca. 1970. Clipped-gable roof with box cornice, asphalt shingles, and interior chimney. Windows are paired 1/1 double-hung. Off center entrance has multi-light Craftsman cottage door.

Garage. 1-story, 1-bay, board and batten siding, gable-front (NC due to alterations ca. 1970).

206. 3683 Douglass NC. 1-story, 3-bay, brick veneer Craftsman bungalow built in ca. 1925 and altered at an unknown date. Clipped gable roof with exposed rafter tails, asphalt shingles, and exterior chimney. Windows are paired 6/6 double-hung. Full-width hip roof porch with exposed rafter tails supported by brick piers and added sawn cut balustrade. Central entrance has a single-light multi-paneled replacement door.

207. 3684 Douglass C. 1-story, 4-bay, brick veneer Minimal Traditional house built in 1950. Gable roof with flush eaves, asphalt shingles, and interior central chimney. Windows are 6/6 and 8/8 double-hung. Partial-width gable-front porch supported by four fluted columns. Off center entrance has a 2-light Colonial Revival door.

Garage. 1-story, bays not visible, weatherboard siding, gable roof (C).

208. 3689 Douglass C. 1-story, 4-bay, brick and stone veneer Minimal Traditional house with some Tudor Revival influence built in 1949. Gable roof with flush eaves, asphalt shingles, and interior central chimney. Windows are 8/8 double-hung. Off center entrance is set within a Tudor Revival influence gable-front end with a 2-light Colonial Revival door and surround.

United States Department of the Interior
National Park Service

National Register of Historic Places Continuation Sheet

Section number 7 Page 35 Normal Station Historic District Shelby County, Tennessee

Garage. 1-story, 1-bay, novelty siding, gable roof (C).

209. 3690 Douglass C. 1-story, 3-bay, brick veneer Craftsman bungalow built in 1922. Gable-front roof with box cornice, asphalt shingles, and interior central chimney. Windows are 1/1 double-hung. Off center entrance has a multi-light Craftsman cottage door.

Garage. 1-story, 1-bay, asbestos siding, gable-front roof (C).

210. 3693 Douglass C. 1-story, 3-bay, brick veneer Craftsman bungalow built in 1928. Gable-on-hip roof with exposed rafter tails, asphalt shingles, and exterior side chimney. Windows are 1/1 double-hung. Full-width undercut porch with exposed rafter tails supported by tapered box columns atop brick piers with spindled balustrade. Off center entrance has multi-light Craftsman cottage door.

211. 3694 Douglass C. 1-story, 3-bay, brick veneer Craftsman bungalow built in 1917. Gable-front roof with exposed rafter tails, asphalt shingles, and exterior side chimney. Windows re 1/1 double-hung. Full-width gable-front and truncated hip roof porch with exposed rafter tails supported by box columns atop brick piers. Center entrance has a multi-light Craftsman cottage door.

212. 3699 Douglass C. 1-story, 3-bay, brick veneer bungalow built in 1925. Clipped-gable roof with box cornice, asphalt shingles, and exterior end chimney. Windows are paired 1/1 double-hung. Full-width shed roof porch supported by replacement wrought iron. Central entrance has a multi-light Craftsman cottage door.

Garage. 1-story, 2-bay, weatherboard siding, gable roof (C).

213. 3700 Douglass NC. 1-story, 4-bay, aluminum siding Minimal Traditional house built in 1932 and altered ca. 1965 with newer siding and replacement porch supports. Hip roof with flush eaves, asphalt shingles, and interior chimney. Windows are 6/1 double-hung. Three-quarter length undercut porch and porte-cochere supported by wrought iron and balustrade. Central entrance door is not visible.

214. 3703 Douglass C. 1-story, 3-bay, brick veneer Colonial Revival bungalow built in 1919. Gable-front roof with box cornice, asphalt shingles, and interior central chimney. Windows are 1/1 double-hung. Full-width gable-front and shed roof porch supported by paired box columns and spindled balustrade. Off center entrances have multi-light Craftsman cottage doors.

Garage. 1-story, 1-bay with 6-light double doors, weatherboard siding, gable-front roof (C).

215. 3704 Douglass NC. 1.5-story, 3-bay, brick veneer and weatherboard siding bungalow built in ca. 1925 and altered ca. 1990 with replacement porch, added Palladian window in gable, and new windows. Gable-front roof with box cornice, asphalt shingles, and interior side chimney. Windows are replacement 6/6

United States Department of the Interior
National Park Service

National Register of Historic Places Continuation Sheet

Section number 7 Page 36 Normal Station Historic District Shelby County, Tennessee

single-hung. Full-width undercut porch supported by box columns. Off center entrance has a 8-light Craftsman cottage door.

216. 3708 Douglass C. 1-story, 3-bay, brick veneer Colonial Revival bungalow built in ca. 1925. Gable-front roof with exposed rafter tails, asphalt shingles, and interior central chimney. Windows are 6/6 double-hung. Half-width truncated hip roof porch and porte-cochere supported by replacement plain posts and spindled balustrade. Off center entrance door is not visible.

217. 3709 Douglass C. 1-story, 4-bay, brick veneer and weatherboard siding Minimal Traditional house built in 1945. Gable roof with gable-front "L," flush eaves, asphalt shingles, and interior central chimney. Windows are 8/8 and 6/6 double-hung with aluminum shed awnings. Side porch enclosed ca. early 1950s. Central entrance has a 3-light Colonial Revival door.

Garage. 1-story, 2-bay, weatherboard and novelty siding, gable-front roof (C).

218. 3711 Douglass NC. 1-story 3-bay, brick and stucco veneer with half-timbering Craftsman bungalow built in 1928 and altered with porch enclosure at unknown date. Gable-front roof with attic louver vent flanked by single-light windows; box cornice, asphalt shingles, and interior chimney. Windows re Craftsman 3/1 double-hung with aluminum shed awning. Partial-width gable-front roof screened porch supported by brick piers. Central entrance has a louvered door.

219. 3733 Douglass C. 1-story, 4-bay, asbestos siding Minimal Traditional house built in 1949. Gable roof with flush eaves, asphalt shingles, and interior chimney. Windows are Craftsman 3/1 double-hung. Off center entrance door is not visible.

220. 3734 Douglass NC. 1-story, 4-bay, brick veneer Modernist Massed Ranch house built in 1954 and is non-cohesive with building stock. Gable-front roof with box cornice and asphalt shingles. Windows are multi-light picture and 2/2 single-hung. Partial-width gable-front porch supported by wrought iron. Off center entrance has a 6-panel Colonial Revival door. Attached single-bay carport.

221. 3739 Douglass NC. 1-story, 3-bay, brick veneer Minimal Traditional house built in 1937 and altered ca. 1965 with large single-light picture window. Gable roof with box cornice and asphalt shingles. Windows are 6/6 double-hung. Single-bay undercut porch supported by metal pole. Off center entrance is Colonial Revival with multi-light fanlight at top panel.

Garage. 1-story, 1-bay, aluminum siding, gable roof (NC due to material changes at unknown date).

222. 3740 Douglass NC. 1-story, 3-bay, asbestos siding Craftsman bungalow built in ca. 1925 and altered 2004 with siding addition, new entrance, and enclosure of porch with glass. Gable roof with exposed rafter tails and asphalt shingles. Windows are 1/1 double-hung. Offset entrance door is not visible.

United States Department of the Interior
National Park Service

National Register of Historic Places Continuation Sheet

Section number 7 Page 37

Normal Station Historic District Shelby County, Tennessee

Garage. 1-story, 1-bay, weatherboard siding, gable-front roof (C).

223. 3745 Douglass C. 1-story, 3-bay, brick veneer cape cottage with Minimal Traditional influence built in 1943. Gable roof with box cornice and asphalt shingles. Windows re 2/2 single-hung aluminum. Partial-width central porch with gable-front roof supported by box columns. Central entrance has a multi-light Colonial Revival cottage door.

224. 3749 Douglass NC. 1-story, 2-bay, vinyl siding Craftsman bungalow built in ca. 1925 and altered in ca. 1965. Hip roof with box cornice, asphalt shingles, and exterior chimney. Windows are paired Craftsman 3/1 double-hung and replacement single-light picture. Partial-width gable-front porch supported by replacement wrought iron. Offset entrance door is not visible.

225. 3750 Douglass C. 1-story, 3-bay, stone veneer Minimal Traditional house built in 1941. Gable roof with box cornice, asphalt shingles, and interior chimney. Windows are paired 1/1 double-hung. Single-bay side screened porch with gable roof supported by stone piers. Entrance is recessed with a 2-panel Colonial Revival door.

226. 3755 Douglass NC. 1-story, 3-bay, brick veneer and board and batten siding cape cottage with Minimal Traditional influence built 1945 and altered ca. 1970 with siding alteration and porch column replacement. Gable roof with exposed rafter tails and asphalt shingles. Windows are paired 1/1 double-hung. Central truncated hip roof porch supported by wrought iron. Central entrance has a louver door.

227. 3756 Douglass NC. 1-story, 3-bay, brick veneer Modernist Massed Ranch house built in 1975. Gable-on-hip roof with box cornice and asphalt shingles. Windows are 2/2 single-hung. Single-bay undercut porch supported by wrought iron. Off center entrance has a slab door.

228. 3759 Douglass NC. 1-story, 3-bay, brick veneer Modernist Massed Ranch house built in 1967. Gable-on-hip roof with box cornice and asphalt shingles. Windows are 6/6 single-hung, some in pairs. Three-quarter length undercut porch supported by box columns. Center entrance has a slab door.

229. 3760 Douglass NC. 1-story, 3-bay, brick veneer and vertical board siding Modernist Massed Ranch house built in 1973. Gable-front roof with box cornice and asphalt shingles. Windows are 9/6 and 2/2 single-hung. Single-bay undercut porch supported by box column. Off center entrance has a 6-panel Colonial Revival door.

230. 3763 Douglass C. 1-story, 3-bay, brick veneer Minimal Traditional house built in 1944. Gable roof with flush eaves, asphalt shingles, and interior central chimney. Windows are 1/1 double-hung. Single-bay gable-front porch supported by box columns. Center entrance has a 2-light Colonial Revival door.

United States Department of the Interior
National Park Service

National Register of Historic Places Continuation Sheet

Section number 7 Page 38 Normal Station Historic District Shelby County, Tennessee

Garage. 1-story, 1-bay, novelty siding, gable roof (C).

231. 3769 Douglass C. 1-story, 3-bay, brick veneer Minimal Traditional house built in 1944. Gable roof with flush eaves, asphalt shingles, and interior chimney. Windows are 2/2 single-hung. Single-bay center gable-front porch supported by box columns. Center entrance has a 2-light Colonial Revival door. 1-story, 1-bay, novelty siding, gable-front garage connected by hyphen at rear.

232. 3772 Douglass C. 1-story, 3-bay, weatherboard siding cape cottage with Minimal Traditional influence built in 1945. Gable roof with flush eaves, asphalt shingles, and exterior chimney. Windows are 6/6 and 8/8 double-hung. Single central gable-front porch with half-timbering detail supported by wrought iron. Center entrance has a single-light cottage door.

Garage. 1-story, 1-bay, novelty siding, gable-front (C).

233. 3773 Douglass C. 1-story, 3-bay, brick veneer Minimal Traditional house built in 1944. Gable roof with flush eaves, asphalt shingles, and interior central chimney. Windows are 6/6 and 8/8 double-hung. Center bay shed roof porch supported by wrought iron. Center entrance has 6-panel Colonial Revival door.

Garage. 1-story, 1-bay, vinyl siding, gable roof (C).

234. 3776 Douglass C. 1-story, 3-bay, aluminum siding cape cottage with Minimal Traditional influence built in 1945. Gable roof with flush eaves and asphalt shingles. Windows are 1/1 double-hung. Single center bay gable-front porch supported by wrought iron. Center entrance has a single-light cottage door.

Garage. 1-story, 1-bay, novelty siding, gable roof (C).

235. 3778 Douglass C. 1-story, 4-bay, brick veneer Minimal Traditional house built in 1941. Gable roof with gable-front "L," flush eaves and asphalt shingles. Windows are 6/6 and 8/8 double-hung. Partial-width shed roof porch supported by wrought iron and balustrade. Off center entrance has a 6-panel Colonial Revival door.

Garage. 1-story, 1-bay, weatherboard siding, gable roof (C).

236. 3779 Douglass C. 1-story, 3-bay, brick veneer cape cottage with Minimal Traditional influence built in 1944. Gable roof with flush eaves, asphalt shingles, and interior chimney. Windows are 8/8 and 6/6 double-hung. Central bay gable-front porch with box cornice and return supported by box columns. Central entrance has a 6-panel Colonial Revival door.

United States Department of the Interior
National Park Service

National Register of Historic Places Continuation Sheet

Section number 7 Page 39

Normal Station Historic District Shelby County, Tennessee

237. 3780 Douglass C. 1-story, 3-bay, brick veneer cape cottage with Minimal Traditional influence built in 1941. Gable roof with flush eaves, asphalt shingles, and interior central chimney. Windows are 8/8 and 6/6 double-hung. Single-bay gable-front porch with box cornice and return supported by box column. Center entrance has a 6-panel Colonial Revival door.

238. 3783 Douglass C. 1-story, 3-bay, stucco veneer cape cottage with Minimal Traditional influence built in 1932. Gable roof with box cornice, asphalt shingles, and interior central chimney. Windows are paired 1/1 double-hung. Central bay flat roof porch supported by box columns. Central entrance has a replacement slab door.

239. 3784 Douglass C. 1-story, 3-bay, brick veneer Minimal Traditional house built in 1940. Gable roof with gable-front end with weatherboard siding, flush eaves, asphalt shingles, and interior chimney. Windows are 6/6 and 8/8 double-hung. Single-bay shed roof porch supported by box columns. Off center entrance has a 9-light Colonial Revival door.

240. 3789 Douglass C. 1-story, 3-bay, brick veneer Minimal Traditional house built in 1949. Gable roof with gable-front end of vertical board siding, flush eaves, asphalt shingles, and interior central chimney. Windows are 6/6 and 8/8 double-hung. Partial-width gable-front porch with vertical board siding supported by wrought iron atop brick piers. Central entrance door is not visible.

Garage. 1-story, 1-bay, weatherboard siding, gable-front roof (C).

241. 3790 Douglass C. 1-story, 3-bay, brick veneer Minimal Traditional house built in 1944. Gable roof with gable-front end of weatherboard siding, flush eaves, asphalt shingles, and interior chimney. Windows are 8/8 and 6/6 double-hung. Central bay gable-front porch with box cornice and return supported by box column. Central entrance has 6-panel Colonial Revival door.

Garage. 1-story, 1-bay, novelty siding, gable-front roof (C).

242. 3793 Douglass C. 1-story, 3-bay, brick veneer Minimal Traditional house built in 1944. Gable roof with flush eaves, asphalt shingles, and interior central chimney. Windows are 6/6 and 8/8 double-hung. Partial-width gable-front porch with vertical board siding supported by box columns. Off center entrance has a 6-panel Colonial Revival door.

243. 3794 Douglass C. 1-story, 3-bay, brick veneer and vertical board siding Modernist Minimal Ranch house built in 1949. Gable roof with gable-front "L" with weatherboard siding, box cornice, asphalt shingles, and interior central chimney. Windows are 2/2 single-hung and single-light picture flanked by 4-light stationaries. Offset entrance has a 6-panel Colonial Revival door.

United States Department of the Interior
National Park Service

National Register of Historic Places Continuation Sheet

Section number 7 Page 40

Normal Station Historic District Shelby County, Tennessee

244. 3799 Douglass C. 1-story, 3-bay, brick veneer Minimal Traditional house built 1944. Gable roof with gable-front end, box cornice and return, and asphalt shingles. Windows are 8/8 double-hung. Center bay gable-front porch with vertical board siding supported by box columns. Central entrance door is not visible.

Garage. 1-story, 1-bay, novelty siding, gable-front roof (C).

245. 3800 Douglass NC. 1-story, 3-bay, vinyl siding cape cottage with Minimal Traditional influence built in 1920 and altered extensively at an unknown date with replacement siding and rear/side guest quarters. Gable roof with box cornice and asphalt shingles. Windows are 1/1 double-hung. Center bay gable-front porch supported by wrought iron. Center entrance has a multi-light Craftsman cottage door. Guest quarters has a 4-light Colonial Revival door with matching porch.

246. 3803 Douglass C. 1-story, 3-bay, brick veneer Minimal Traditional house built in 1944. Gable roof with gable-front end featuring box cornice and return, asphalt shingles, and interior central chimney. Windows are 8/8 double-hung. Central bay shed roof porch supported by wrought iron. Central entrance has a 6-panel Colonial Revival door.

Guesthouse. 1-story, 2-bay, brick veneer and vinyl siding, 6/6 single-hung windows, gable-front roof (NC due to new construction).

247. 3804 Douglass C. 1-story, 3-bay, vinyl siding cape cottage with Minimal Traditional influence built 1937. Gable roof with box cornice, asphalt shingles, and interior central chimney. Windows are 1/1 double-hung. Central bay gable-front porch supported by box columns. Central entrance has a 3-light Craftsman cottage door.

Garage. 1-story, 1-bay, concrete block, flat roof (NC due to later construction).

248. 3809 Douglass C. 1-story, 3-bay, brick veneer Minimal Traditional house built in 1944. Gable roof with flush eaves, asphalt shingles, and interior central chimney. Windows are 8/8 and 6/6 double-hung. Central bay gable-front porch with vertical board siding supported by box columns. Central entrance has a 6-panel Colonial Revival door.

Garage. 1-story, 1-bay, weatherboard siding, gable-front roof (C).

249. 3812 Douglass C. 1-5-story, 4-bay, weatherboard siding Colonial Revival airplane bungalow built in 1918. Gable-roof with gable-front monitor, box cornice, asphalt shingles, and interior central and an exterior chimney. Windows are 1/1 double-hung. Full-width flat roof porch supported by box columns and spindled balustrade. Central entrance has a multi-light Colonial Revival cottage door.

United States Department of the Interior
National Park Service

National Register of Historic Places Continuation Sheet

Section number 7 Page 41 Normal Station Historic District Shelby County, Tennessee

250. 3813 Douglass C. 1-story, 3-bay, brick veneer Minimal Traditional house built in 1944. Gable roof with gable-front end with box cornice and return, asphalt shingles, and interior central chimney. Window are 8/8 and 6/6 double-hung with decorative concrete lintel. Central bay gable-front porch with box cornice and return, vertical board siding, and supported by box columns. Central entrance has a 6-panel Colonial Revival door.

251. 3833 Douglass C. 1-story, 3-bay, brick veneer and aluminum siding Minimal Traditional house built in 1947. Gable roof with gable-front "L," flush eaves, asphalt shingles, and interior central. Windows are 6/6 double-hung. Single-bay shed roof porch supported by wrought iron. Side porch is enclosed. Central entrance has a 2-light Colonial Revival door.

Garage. 1-story, 1-bay, concrete block, gable roof (C).

252. 3839 Douglass C. 1-story, 4-bay, brick veneer Minimal Traditional house built in 1947. Gable roof with gable-front end, box cornice, asphalt shingles, and interior central chimney. Windows are 6/6 double-hung. Single-bay flat roof entrance porch and single-bay side-porch with gable roof are supported by wrought iron. Off center entrance has a replacement slab door.

Garage. 1-story, 1-bay, novelty siding, hip roof (C).

253. 3840 Douglass C. 1-story, 4-bay, brick veneer Minimal Traditional house built in 1947. Gable roof with flush eaves, asphalt shingles, and interior chimney. Windows are 6/6 and 8/8 double-hung. Gable-front roof porch supported by wrought iron, balustrade, and a aluminum hip roof awning. Off center entrance has a Colonial Revival door with 4-light fanlight in top panel.

Garage. 1-story, 1-bay, aluminum siding, gable-front roof (C).

254. 3845 Douglass C. 1-story, 4-bay, brick veneer Minimal Traditional house built in 1949. Gable roof with flush eaves, asphalt shingles, and interior chimney. Windows are 6/6 double-hung. Single-bay entrance porch with shed roof and side porch with gable roof both supported by wrought iron. Central entrance has a 6-panel Colonial Revival door.

Garage. 1-story, 1-bay, weatherboard siding, gable-front roof (C).

255. 3848 Douglass C. 1-story, 4-bay, brick veneer Minimal Traditional house built in 1947. Gable roof with flush eaves, brick corbelling at corners, asphalt shingles, and interior chimney. Windows are 6/6 double-hung. Three-quarter length shed roof porch supported by wrought iron and balustrade. Off center entrance has 2-light Colonial Revival door.

Garage. 1-story, 1-bay, weatherboard siding, gable roof (C).

United States Department of the Interior
National Park Service

National Register of Historic Places Continuation Sheet

Section number 7 Page 42

Normal Station Historic District Shelby County, Tennessee

256. 3853 Douglass NC. 1-story, 4-bay, brick veneer and aluminum siding Minimal Traditional house built in 1947 and altered at an unknown date with porch enclosure and moving of entrance. Gable roof with gable-front "L," flush eaves, asphalt shingles, and interior chimney. Windows are 6/6 double-hung. Wrought iron support remains visible at enclosed side porch. Off center entrance has a 2-light Colonial Revival door.

257. 3854 Douglass C. 1-story, 3-bay, stone veneer and asbestos siding Minimal Traditional house built in 1947. Gable roof with gable-front "L," flush eaves, asphalt shingles, and interior central chimney. Windows are 6/6 double-hung and a single-light picture flanked by 4/4 double-hung. Side porch with gable roof supported by clustered box columns. Off set entrance door is not visible.

Garage. 1-story, 1-bay, concrete block, gable roof (C).

258. 3881 Douglass C. 1-story, 4-bay, brick veneer Minimal Traditional house built in 1947. Gable roof with flush eaves, asphalt shingles, and interior chimney. Windows are 6/6 double-hung. Three-quarter length shed roof porch supported by wrought iron. Off center entrance has a 3-light Colonial Revival door.

259. 3887 Douglass C. 1-story, 4-bay, brick veneer and aluminum siding Minimal Traditional house built in 1947. Gable roof with gable-front "L," flush eaves, asphalt shingles, and interior chimney. Windows are 6/6 double-hung. Off center entrance has a multi-light Craftsman cottage door.

Garage. 1-story, 2-bay, aluminum siding, gable-front and shed roof (C).

260. 3891 Douglass NC. 1-story, 3-bay, brick veneer and vertical board siding Minimal Traditional house built in 1947 and altered at an unknown date with porch enclosure and moving of entrance. Gable roof with gable-front "L," flush eaves, asphalt shingles, and interior chimney. Windows are 6/6 double-hung and single-light picture flanked by 4/4 double-hung. Wrought iron supports remain from former porch. Off center entrance door is not visible.

Garage. 1-story, 1-bay, vinyl siding, gable roof (C).

261. 3897 Douglass C. 1-story, 4-bay, brick veneer and aluminum siding Minimal Traditional house built in 1947. Gable roof with gable-front "L," flush eaves, asphalt shingles, and interior chimney. Windows are 6/6 double-hung. Single-bay shed roof porch supported by wrought iron. Side porch now infilled with 1/1 double-hung windows and vinyl siding. Off center entrance has a 6-panel Colonial Revival door.

Garage. 1-story, 1-bay, aluminum siding, gable roof (C).

United States Department of the Interior
National Park Service

National Register of Historic Places Continuation Sheet

Section number 7 Page 43 Normal Station Historic District Shelby County, Tennessee

262. 3903 Douglass C. 1-story, 4-bay, brick veneer Minimal Traditional house built in 1950. Gable roof with gable-front "L," flush eaves, asphalt shingles, and interior chimney. Windows are 6/6 double-hung and single-light picture flanked by 4/4 double-hung. Partial-width undercut porch supported by wrought iron. Offset entrance has a 6-panel Colonial Revival door.

Garage. 1-story, 1-bay, aluminum siding, gable roof (C).

263. 3906 Douglass NC. 1-story, 3-bay, brick veneer and aluminum siding cape cottage with Minimal Traditional influence built in 1949 and altered at an unknown date with garage addition/enclosure. Gable roof with flush eaves, asphalt shingles, and interior chimney. Windows are 6/6 double-hung. Single-bay shed roof porch supported by wrought iron. Central entrance has a 6-light Colonial Revival door.

264. 3909 Douglass C. 1-story, 4-bay, brick veneer Minimal Traditional house built in 1949. Gable roof with gable-front "L," flush eaves, asphalt shingles, and interior chimney. Windows are 2/2 single-hung. Side porch with gable roof is supported by wrought iron. Offset entrance door is not visible.

Garage. 1-story, 1-bay, novelty siding, gable roof (C).

265. 3915 Douglass NC. 1-story, 5-bay, brick veneer and weatherboard siding Minimal Traditional house built in 1950 and altered ca. 1965 with oversized picture window added and rear additions at an unknown date. Gable roof with flush eaves, asphalt shingles, and interior chimney. Windows are 4-light double casements and single-light picture. Single-bay undercut porch supported by wrought iron and balustrade. Offset entrance has a 6-panel Colonial Revival door. Attached single-bay garage with original multi-light door.

266. 3984 Douglass NC. 1-story, 2-bay, weatherboard siding Craftsman bungalow built in 1927 and altered with recent porch enclosure. Multiple gable-front roof with exposed rafter tails, asphalt shingles, gable roof monitor with exposed rafter tails, and interior end chimney. Windows are 1/1 double-hung, some in pairs. Full-width shed roof porch with exposed rafter tails supported by brick piers. Offset entrance door is not visible.

ECHLES STREET

267. 679 Echles C. 1-story, 3-bay, weatherboard siding Craftsman bungalow built in 1922. Gable-front roof with exposed rafter tails, asphalt shingles, and exterior side chimney. Windows are 6/6 double-hung. Three-quarter-width gable-front porch with exposed rafter tails supported by brick piers. Off center entrance has a multi-light Craftsman cottage door.

Garage. 1-story, 1-bay, siding unknown, gable roof (NC altered at unknown date).

United States Department of the Interior
National Park Service

National Register of Historic Places Continuation Sheet

Section number 7 Page 44 Normal Station Historic District Shelby County, Tennessee

268. 703 Echles C. 1-story, 4-bay, asbestos siding Colonial Revival bungalow built in ca. 1925. Gable-front roof with gable-front extension, exposed rafter tails, asphalt shingles, and interior central chimney. Windows are 1/1 double-hung. Partial-width shed roof porch supported by box columns atop brick piers. Off center entrance has a multi-light French door.

Garage. 1-story, 1-bay, asbestos siding, gable roof (C).

269. 709 Echles C. 1-story, 2-bay, aluminum siding Minimal Traditional house built in 1932. Gable roof with gable-front end, flush eaves, asphalt shingles, and interior chimney. Windows are 6/6 double-hung, some in pairs or as a band of three. Partial-width undercut porch supported by wrought iron. Offset entrance has a 9-light Colonial Revival door.

Garage. 1-story, 1-bay, novelty siding, gable roof (C).

270. 714 Echles C. 2-story, 3-bay, weatherboard siding American Four-Square house built in 1932. Hip roof with hip roof dormer, box cornice, asphalt shingles, and interior chimney. Windows are 1/1 double-hung. The one-bay porch has a mansard roof supported by box columns. Side hip roof porch supported by box columns. Entrance is off center with a 6-panel Colonial Revival door with half-length multi-light sidelights.

271. 715 Echles C. 1-story, 2-bay, permastone veneer Minimal Traditional house built in 1931. Gable roof with gable-front end with attic window. Windows are paired Craftsman 3/1 double-hung and single-light picture. Half-width undercut porch supported by wrought iron. Offset entrance door is not visible.

Garage. 1-story, 1-bay, novelty siding, gable roof (C).

272. 719 Echles C. 1-5-story, 3-bay, vinyl siding Craftsman bungalow built in ca. 1925. Clipped gable roof with box cornice, asphalt shingles, and interior chimney. Windows are paired 3/1 Craftsman double-hung. Partial-width clipped gable roof porch supported by replacement wrought iron. Central bay entrance has a 6-panel Colonial Revival door.

Garage. 1-story, 1-bay, novelty siding, gable roof (C).

273. 725 Echles C. 1-story, 3-bay, weatherboard siding Craftsman bungalow built in ca. 1925. Gable roof with gable-front "L" featuring a 3-light Craftsman attic window, round arch 4-light fanlight eyebrow window, box cornice, asphalt shingles, and interior chimney. Windows are paired Craftsman 3/1 double-hung. Half-width shed roof screened porch supported by brick piers. Offset entrance door is not visible.

274. 728 Echles NC. 1-story, 3-bay, brick veneer Craftsman bungalow built in 1922 and altered with complete porch enclosure and moved entrance ca. 1965. Gable-front roof with box cornice, asphalt shingles,

United States Department of the Interior
National Park Service

National Register of Historic Places Continuation Sheet

Section number 7 Page 45 Normal Station Historic District Shelby County, Tennessee

and interior central chimneys. Windows are Craftsman 3/1 double-hung and single-light picture flanked by hoppers along enclosed porch. Truncated hip roof of porch remains including the porte-cochere supported by box columns. Offset entrance door is not visible.

275. 729/731 Echles C. 1-story, 3-bay, aluminum siding Minimal Traditional house built in 1932. Gable roof with gable-front "L," box cornice and return, and asphalt shingles. Windows are 6/6 double-hung. Single-bay undercut porch supported by box column. Center and offset entrances have 4-light Colonial Revival doors.

Garage. 1-story, 1-bay, novelty siding, gable roof (C).

276. 736 Echles C. 1-story, 2-bay, vinyl siding Minimal Traditional house built in 1922. Gable roof with box cornice, asphalt shingles, and exterior end chimney. Windows are a band of three 6/6 double-hung. Single-bay undercut porch supported by plain post. Offset entrance door is not visible.

Garage. 1-story, 2-bay, weatherboard siding, gable roof (C).

277. 739 Echles C. 1-story, 3-bay, aluminum siding cape cottage with Minimal Traditional influence built in 1940. Gable roof with box cornice, asphalt shingles, and interior central chimney. Windows are 8/8 and 6/6 double-hung. Single-bay gable-front roof porch supported by box cornice. Entrance has a 6-panel Colonial Revival door.

278. 740 Echles/3736 Carnes NC. 1-story, 2-bay, masonite siding Contemporary house built in 1986. Gable roof with box cornice, asphalt shingles, and exterior end chimney. Windows are 6/6 and 4/4 single-hung. Off center entrance has a 6-panel Colonial Revival door.

279. 745 Echles C. 1.5-story, 4-bay, stucco veneer cape cod cottage with Colonial Revival influence built in 1922. Gable roof with three gable-front pedimented roof dormers featuring 6/1 double-hung windows, flush and bracketed eaves, asphalt shingles, and two interior central chimneys. Windows are bands of three featuring centers of 9/1 flanked by 6/1 double-hung; two addition 6/1 double-hung. Single bay gable-front porch supported by box columns; side flat roof screened porch supported by box columns and enclosed weatherboard balustrade. Central entrance has a multi-light French door.

280. 752 Echles C. 1-story, 4-bay, stucco veneer Mission Revival house built in 1922. Flat roof with segmental arch parapet wall, built-up asphalt roof, and interior chimney. Windows are paired 1/1 double-hung and multi-light casements on side wing with aluminum shed awnings. Central bay shed roof porch with Spanish tile supported by fluted columns. Entrance has a multi-light French door with full-length multi-light sidelights.

United States Department of the Interior
National Park Service

National Register of Historic Places Continuation Sheet

Section number 7 Page 46 Normal Station Historic District Shelby County, Tennessee

281. 770 Echles NC. 1-story, 3-bay, brick and stucco veneer Craftsman bungalow built in 1926 and altered at an unknown date with facade window and porch support alterations and addition of double-car attached garage. Gable-front roof with box cornice, asphalt shingles, and interior central chimney. Windows are Craftsman 3/1 double-hung and replacement multi-light stationary. Partial-width gable-front porch supported by wrought iron and balustrade. Offset entrance has a multi-light French door. Attached two-car brick veneer garage with paneled multi-light doors and flat roof.

282. 775 Echles C. 1-story, 3-bay, brick veneer cape cottage with Minimal Traditional influence built in 1932. Gable roof with box cornice, asphalt shingles, and interior central chimney. Windows are not visible. Central bay gable-front porch supported by wrought iron. Central entrance is not visible.

283. 776 Echles NC. 1-story, 4-bay, brick veneer and aluminum siding cape cottage with Minimal Traditional influence built 1920 and altered at unknown dates with replacement siding, windows, porch supports, and possible brick veneer addition. Gable roof with flush eaves and asphalt shingles. Windows are 6/6 single-hung replacements and 6/6 double-hung originals. Central gable-front porch with board and batten siding supported by wrought iron. Central entrance has a 6-panel Colonial Revival door.

284. 786 Echles C. 1-story, 3-bay, brick veneer Mission Revival commercial building built ca. 1925. Flat roof with built-up asphalt, parapet wall with stone coping, diamond pattern inlays and signbands in parapet. Storefront features two paired single-light stationary windows topped by single-light transoms. Main entrance has a oval cut single-light replacement door. Side wing has a replacement slab door with shed roof entry hood supported by triangular knee braces.

285. 792 Echles C. 1-story, 3-bay, weatherboard siding Craftsman bungalow built in 1922. Gable-front roof with exposed rafter tails and asphalt shingles. Windows are concealed by operable shutters. Half-width gable-front porch supported by box columns. Central entrance has a 6-panel Colonial Revival door.

286. 844 Echles NC. 1-story, 4-bay, brick veneer Modernist Minimal Ranch house built in 1950 and altered extensively to facade at an unknown date. Hip roof with flush eaves and asphalt shingles. Windows are 1/1 single-hung. Off center entrance has a 6-panel Colonial Revival door.

GOODLETT STREET

287. 593 Goodlett C. 1.5-story, 2-bay, brick veneer Colonial Revival bungalow built in 1923. Hip roof with hip roof dormer, box cornice, asphalt shingles, and interior central chimney. Windows are 1/1 double-hung. Full-width hip roof porch supported by brick piers. Off center entrance is Colonial Revival with a 6-panel door, three-quarter length multi-light sidelights, and transom.

United States Department of the Interior
National Park Service

National Register of Historic Places Continuation Sheet

Section number 7 Page 47 Normal Station Historic District Shelby County, Tennessee

288. 601 Goodlett NC. 1-story, 6-bay, brick veneer Colonial Revival Traditional Ranch house built in 1962. Multiple hip roof with box cornice and asphalt shingles. Windows are 9/9 single-hung. Off center entrance has a 6-panel Colonial Revival door. Attached double-car garage.

289. 609 Goodlett C. 1-story, 3-bay, weatherboard siding Craftsman bungalow built in 1922. Gable roof with box cornice, asphalt shingles, and interior central chimney. Windows are paired Craftsman 3/1 double-hung. Half-width shed roof porch supported by tapered box columns atop brick piers. Off center entrance is Colonial Revival with a 3-light Craftsman cottage door flanked by sidelights and transom.

Garage. 1-story, 2-bay, weatherboard, gable roof (C).

290. 627 Goodlett C. 1-story, 5-bay, weatherboard siding cape cottage with Minimal Traditional influence built in 1940. Gable roof with flush eaves, asphalt shingles, and interior chimney. Side wing incorporates formerly detached gable-front garage and an early 1950s infill hyphen. Windows are paired 6/6 double-hung and multi-light stationary. Off center entrance has a 6-panel Colonial Revival door with shed roof aluminum awning.

291. 631 Goodlett C. 1-story, 5-bay, weatherboard siding Minimal Traditional house built in 1942. Gable roof with gable-front end, flush eaves, asphalt shingles, and interior central chimney. Windows are 8/8 and 6/6 double-hung. Single-bay gable-front roof porch supported by wrought iron. Off center entrance is slightly recessed and has a 6-panel Colonial Revival door. Attached single-car garage enclosed at an unknown date.

292. 639 Goodlett C. 1-story, 3-bay, brick veneer and asbestos siding cape cottage with Minimal Traditional influence built in 1940. Gable roof with flush eaves and asphalt shingles. Windows are paired 6/6 double-hung. Central bay gable-front porch supported by wrought iron and balustrade. Central entrance has a 6-panel Colonial Revival door.

Garage. 1-story, 1-bay, weatherboard siding, gable roof (C).

293. 645 Goodlett C. 1-story, 3-bay, aluminum siding Minimal Traditional house built 1941. Gable roof with gable-front end, flush eaves, and asphalt shingles. Windows are 8/8 and 6/6 double-hung. Single-bay undercut porch supported by wrought iron. Off set entrance has a multi-light Colonial Revival cottage door.

Garage. 1-story, 1-bay, weatherboard siding, gable roof (C).

294. 651 Goodlett C. 1-story, 4-bay, brick veneer Minimal Traditional house built in 1948. Gable roof with flush eaves, asphalt shingles, and interior central chimney. Windows are paired 6/6 double-hung. Off center entrance has a replacement 4-panel Colonial Revival door with multi-light fanlight in top panel.

United States Department of the Interior
National Park Service

National Register of Historic Places Continuation Sheet

Section number 7 Page 48 Normal Station Historic District Shelby County, Tennessee

295. 655 Goodlett NC. 1-story, 4-bay, permastone veneer Minimal Traditional house built in 1940 with alterations ca. 1955 including permastone addition, attached garage addition and eventual enclosure of this space. Gable roof with gable-front end, flush eaves, and asphalt shingles. Windows are 6/6 and 8/8 double-hung. Partial-width undercut porch supported by wrought iron and balustrade. Off center entrance has a 6-panel Colonial Revival door. Infilled attached single-bay garage.

296. 661 Goodlett C. 1-story, 4-bay, brick veneer cape cottage with Minimal Traditional influence built in 1941. Gable roof with box cornice, asphalt shingles, and interior central chimney. Windows are 8/8 double-hung. Single-bay entrance porch with gable-front roof supported by wrought iron and balustrade. Single-bay side porch with gable roof supported by wrought iron. Central entrance door is not visible.

Garage. 1-story, 1-bay, vertical board siding, gable roof (C).

297. 671/671 rear Goodlett C. 1-story, 4-bay, brick veneer Minimal Traditional house built in 1948. Gable roof with gable-front end of weatherboard siding, box cornice and return, asphalt shingles, and interior central chimney. Windows are 6/6 double-hung. Single-bay side porch with gable roof supported by box columns. Off center entrance has a 2-light Colonial Revival door.

Guest house. 1-story, 2-bay, stucco veneer, gable roof, multi-light casement windows, 6-panel Colonial Revival door (C).

298. 675 Goodlett C. 1-story, 4-bay, brick veneer and weatherboard siding cape cottage with Minimal Traditional influence built in 1948. Gable roof with flush eaves, asphalt shingles, and interior central chimney. Windows are 6/6 double-hung and multi-light stationary at enclosed side porch. Off center entrance has a 6-panel Colonial Revival door.

299. 681 Goodlett C. 1-story, 4-bay, brick veneer cape cottage with Minimal Traditional influence built in 1948. Gable roof with flush eaves, asphalt shingles, and interior central chimney. Windows are 6/6 double-hung. Side screened porch with gable roof supported by box columns. Central entrance has a 4-light fanlight Colonial Revival door.

Garage. 1-story, 1-bay, concrete block and novelty siding, gable roof (C).

300. 685 Goodlett C. 1-story, 3-bay, weatherboard siding Minimal Traditional house built in 1940. Gable roof with gable-front end, box cornice, and asphalt shingles. Windows are 6/6 double-hung, some in pairs. Single-bay gable-front roof porch supported by wrought iron. Off center entrance has a 6-panel Colonial Revival door.

Garage. 1-story, 1-bay, novelty siding, gable roof (C).

United States Department of the Interior
National Park Service

National Register of Historic Places Continuation Sheet

Section number 7 Page 49 Normal Station Historic District Shelby County, Tennessee

301. 691 Goodlett C. 1-story, 4-bay, vinyl siding Minimal Traditional house built in 1940. Multiple gable roof with box cornice, asphalt shingles, and interior central chimney. Windows are 8/8 and paired 6/6 double-hung. Single-bay undercut side screened porch supported by box columns. Off center entrance has a 6-panel Colonial Revival door.

Garage. 1-story, 1-bay, novelty siding, gable roof (C).

302. 697 Goodlett C. 1-story, 3-bay, aluminum siding Minimal Traditional house built in 1948. Multiple gable roof with box cornice and return, asphalt shingles, and interior central chimney. Windows are 1/1 double-hung. Single-bay undercut porch supported by box column. Offset entrance door is not visible.

Garage. 1-story, 1-bay, novelty siding, gable roof (C).

303. 703 Goodlett C. 1-story, 4-bay, asbestos siding, cape cottage with Colonial Revival influence built 1941. Windows are 6/6 double-hung and multi-light stationary at infilled garage from ca. early 1950s. Off center entrance is Colonial Revival, set within a gable-front projection, and has a multi-light Colonial Revival door and surround.

304. 709 Goodlett C. 1.5-story, weatherboard siding Colonial Revival cottage built ca.1945. Gable roof with gable-front roof dormer with 6/6 double-hung window, box cornice, asphalt shingles, and interior central chimney. Windows are 6/6 double-hung. Off center entrance is Colonial Revival with a 6-panel door and fluted pilaster surround. Gable roof hypen connects a 1-story, 1-bay,, weatherboard siding, gable-roof garage.

305. 717 Goodlett C. 1.5-story, 3-bay, weatherboard siding and stone veneer Minimal Traditional house built in 1942. Multi-gable roof with flush eaves, asphalt shingles, and exterior end chimney. Windows are 6/6 double-hung, including a bay window with hip roof. Central entrance door is not visible, but does feature stone jackarch and keystone.

306. 727 Goodlett C. 1-story, 6-bay, asbestos siding Minimal Traditional house built in 1939. Gable roof with flush eaves, asphalt shingles, and interior chimney. Windows are 6/6 double-hung. Side porch enclosed in early 1950s with matching siding and window. Central entrance has a 6-panel Colonial Revival door.

Garage. 1-story, 1-bay, novelty siding, gable roof (C).

307. 731 Goodlett C. 1-story, 3-bay, asbestos siding cape cottage with Colonial Revival influence built in 1940. Gable roof with flush eaves, asphalt shingles, and interior central chimney. Windows are 8/8 and 6/6 double-hung. Central bay entrance is Colonial Revival with a 6-panel door and fluted pilaster surround.

Guesthouse. 1-story, 2-bays, aluminum siding, gable roof (C).

United States Department of the Interior
National Park Service

National Register of Historic Places Continuation Sheet

Section number 7 Page 50 Normal Station Historic District Shelby County, Tennessee

308. 735 Goodlett C. 1-story, 5-bay, asbestos siding Minimal Traditional house built in 1941. Gable roof with gable-front "L," box cornice, asphalt shingles, and interior central chimney. Windows are 6/6 double-hung. Off center entrance is Colonial Revival with a 4-light fanlight door with sunburst detail in round arch lintel.

Garage. 1-story, 1-bay, weatherboard siding, gable roof (C).

309. 745 Goodlett NC. 1-story, 5-bay, aluminum siding cape cottage with Minimal Traditional influence built in 1930 and altered with large side addition ca. 1960. Gable roof with flush eaves, asphalt shingles, and exterior end chimney. Windows are 6/6 double-hung and single-light picture flanked by Craftsman 3/1 double-hung. Added undercut porch at side addition supported by wrought iron. Attached single-bay gable roof carport supported by wrought iron. Off center entrance has 4-light French double doors.

310. 751 Goodlett C. 1-story, 5-bay, aluminum siding, Minimal Traditional house built in 1942. Gable roof with flush eaves, asphalt shingles, and interior central chimney. Windows are 6/6 double-hung and stationary multi-light octagon. Off center entrance has a 2-light Colonial Revival door with aluminum shed roof entry hood.

Garage. 1-story, 1-bay, aluminum siding, gable roof (C).

311. 757 Goodlett C. 1-story, 3-bay, asbestos siding, cape cottage with Colonial Revival influence built 1940. Gable roof with small gable-front end, flush eaves, asphalt shingles, and interior central chimney. Windows are 8/8, 6/6, 12/12, and 3/3 double-hung. Central bay entrance is Colonial Revival with 4-light door with fluted pilasters and pediment.

Garage. 1-story, 1-bay, novelty siding, gable roof (C).

Guesthouse. 1-story, bays not visible, novelty siding, shed roof (C).

312. 761 Goodlett C. 1-story, 4-bay, brick and stone veneer cape cottage with Colonial Revival influence built in 1940. Gable roof with gable-front end, flush eaves, asphalt shingles, and interior central chimney. Windows are 8/8, 6/6, 4/4 double-hung. Central bay entrance door is not visible, but features pilaster surround, scalloped lintel molding, and is topped with a dentilled cornice and pediment.

Garage. 1-story, 1-bay, weatherboard siding, gable roof (C).

313. 765 Goodlett C. 1-story, 3-bay, aluminum siding, cape cottage with Minimal Traditional influence built in 1937. Gable roof with flush eaves and asphalt shingles. Windows are 6/6 double-hung, some as

United States Department of the Interior
National Park Service

National Register of Historic Places Continuation Sheet

Section number 7 Page 51 Normal Station Historic District Shelby County, Tennessee

pairs. Central bay gable-front roof supported by wrought iron. Central entrance has a multi-light Colonial Revival cottage door.

314. 771 Goodlett C. 1-story, 4-bay, asbestos siding Minimal Traditional house built in 1940. Gable roof with gable-front end with 6-light window. Windows are 6/6 double-hung, some as pairs. Single-bay gable-front roof porch supported by wrought iron. Central entrance has a 6-panel Colonial Revival door.

315. 775 Goodlett C. 1-story, 4-bay, asbestos shingle siding cape cottage with Colonial Revival influence built in 1940. Gable roof with flush eaves, asphalt shingles, and interior central chimney. Windows are 8/8 and 6/6 double-hung. Central bay gable-front roof porch with segmental arch supported by simplified Doric columns. Central entrance is Colonial Revival with a 6-panel door and pilaster surround.

Garage. 1-story, 1-bay, weatherboard and vertical board siding, gable roof (C).

316. 781 Goodlett C. 1-story, 4-bay, aluminum siding Minimal Traditional house built in 1939. Gable roof with gable-front "L," flush eaves, asphalt shingles, and interior central chimney. Windows are 1/1 double-hung. Off center aluminum shed roof porch supported by wrought iron. Off center entrance door is not visible.

317. 789 Goodlett C. 1-story, 3-bay, aluminum siding cape cottage with Colonial Revival influence built in 1942. Gable roof with box cornice and asphalt shingles. Windows are paired 6/6 double-hung and single-light picture. Partial-width gable-front roof supported by unadorned columns atop brick piers. Central entrance has a 2-light Colonial Revival door.

318. 795 Goodlett C. 1-story, 4-bay, stone veneer Minimal Traditional house built in 1946. Gable roof with gable-front "L," box cornice, asphalt shingles, and interior central chimney. Windows are multi-light casements and single-light picture. Off center entrance has a 6-panel Colonial Revival door.

Garage. 1-story, 1-bay, weatherboard siding, gable roof (C).

319. 799/801 Goodlett C. 1-story, 3-bay, brick veneer cape cottage duplex with Minimal Traditional influence built in 1942. Gable roof with flush eaves and asphalt shingles. Windows are 8/8 and 6/6 double-hung. Central-bay gable-front porch supported by box columns. Central entrance has a slab door.

320. 805/807 Goodlett C. 1-story, 3-bay, brick veneer cape cottage duplex with Minimal Traditional influence built in 1942. Gable roof with flush eaves and asphalt shingles. Windows are 8/8 and 6/6 double-hung. Central-bay gable-front roof porch with vertical board siding supported by box columns. Central entrance has a slab door.

United States Department of the Interior
National Park Service

National Register of Historic Places Continuation Sheet

Section number 7 Page 52 Normal Station Historic District Shelby County, Tennessee

GOODMAN STREET

321. 680 Goodman C. 1-story, 3-bay, asbestos shingle siding cape cottage with Minimal Traditional influence built in 1944. Gable roof with flush eaves and asphalt shingles. Windows are 6/6 double-hung. Central gable-front roof porch with vertical board siding supported by box columns. Central entrance has a 3-light Colonial Revival cottage door.

Garage. 1-story, 1-bay, asbestos shingle siding, gable roof (NC due to newer construction).

322. 686 Goodman NC. 1-story, 4-bay, vinyl siding, cape cottage with Minimal Traditional influence built in 2001 where a 1944 house had been. Gable roof with flush eaves and asphalt shingles. Windows are 8/8 single-hung. Central-bay gable-front roof porch supported by fluted aluminum columns. Central bay entrance has a single-light Colonial Revival cottage door.

323. 687/689 Goodman C. 1-story, 6-bay, brick veneer Minimal Traditional house duplex built in 1950. Gable roof with flush eaves and corbelled ends, asphalt shingles, and interior central chimney. Windows are Craftsman 3/1 double-hung. Entrances have 4-light Colonial Revival doors with aluminum shed roof entry hoods.

324. 690 Goodman C. 1-story, 3-bay, asbestos siding cape cottage with Minimal Traditional influence built in 1944. Gable roof with box cornice, asphalt shingles, and interior end chimney. Windows are 6/6 double-hung. Central gable-front roof porch supported by wrought iron. Central entrance has a 6-panel Colonial Revival door.

Garage. 1-story, 1-bay, weatherboard siding, gable roof (C).

325. 708 Goodman NC. 1-story, bays not visible, brick veneer Modernist house built in 1959. Gable roof with fascia board and exposed rafters and asphalt shingles. Windows are single-light stationary. Off center entrance door is not visible.

326. 711 Goodman C. 1-story, 3-bay, brick veneer cape cottage with Minimal Traditional influence built in 1940. Gable roof with gable-front end, flush eaves, asphalt shingles, and interior central chimney. Windows are 8/8 double-hung. Central gable-front roof porch supported by box columns. Central entrance has a 6-panel Colonial Revival door.

327. 712/714 Goodman NC. 2-story, 4-bay, brick veneer townhouse duplex building built in 1973. Gable roofs with box cornice and asphalt shingles. Windows are 6/6 double-hung, some in pairs or as a band of three. Off center entrances have 6-panel Colonial Revival door.

United States Department of the Interior
National Park Service

National Register of Historic Places Continuation Sheet

Section number 7 Page 53

Normal Station Historic District Shelby County, Tennessee

328. 717 Goodman C. 1-story, 3-bay, brick veneer cape cottage with Minimal Traditional influence built in 1940. Gable roof with flush eaves, asphalt shingles, and interior central chimney. Windows are 8/8 and 6/6 double-hung. Central gable-front roof porch with weatherboard siding supported by wrought iron. Central entrance has a 6-panel Colonial Revival door.

329. 720/722 Goodman NC. 1-story, bays not fully visible, brick veneer Traditional Ranch house with Colonial Revival influence built 1960. Hip roof with box cornice, asphalt shingles, and interior central chimney. Windows are 8/8 single-hung. Three-quarter-length shed roof screened porch supported by plain posts. Entrance is not visible.

330. 723 Goodman C. 1-story, 3-bay, brick veneer cape cottage with Minimal Traditional influence built in 1940. Gable roof with box cornice, asphalt shingles, and exterior chimney. Windows are 8/8 double-hung. Central bay shed roof porch supported by wrought iron. Central entrance has a 6-panel Colonial Revival door.

331. 727 Goodman C. 1-story, 4-bay, aluminum siding, Minimal Traditional house built in 1953. Gable roof with box cornice and asphalt shingles. Windows are Craftsman 3/1 double-hung. Off center entrance has a single-light ca. 1960s replacement slab door.

332. 728 Goodman C. 1-story, 3-bay, brick veneer and vertical board siding Minimal Traditional house built in 1947. Gable roof with gable-front end, flush eaves, asphalt shingles, and interior central chimney. Windows are 8/8 and 6/6 double-hung. Partial-width shed roof porch supported by wrought iron. Central entrance has a replacement slab door.

Garage. 1-story, 1-bay, weatherboard and vertical board siding, gable roof (C).

333. 734 Goodman C. 1-story, 3-bay, brick veneer Minimal Traditional house built in 1949. Gable roof with gable-front "L," flush eaves, asphalt shingles, and interior central chimney. Windows are 2/2 single-hung with aluminum shed roof awnings. Single-bay shed roof porch supported by wrought iron. Off center entrance has a multi-light Colonial Revival door.

Garage. 1-story, 1-bay, weatherboard, gable roof (C).

334. 740 Goodman C. 1.5-story, 3-bay, brick veneer Craftsman airplane bungalow built in 1919. Complex gable-front and gable-on-hip roof with gable-end featuring bracketed cornice and paired 6-light attic windows, asphalt shingles, and interior side chimney. Windows are Craftsman 3/1 double-hung. Full-width truncated hip roof screened porch supported by brick piers. Central entrance has a multi-light French door.

Garage. 1-story, 4-bays, weatherboard siding, gable roof (C).

United States Department of the Interior
National Park Service

National Register of Historic Places Continuation Sheet

Section number 7 Page 54 Normal Station Historic District Shelby County, Tennessee

335. 750 Goodman NC. 1-story, 4-bay, asbestos siding Minimal Traditional house built in 1940 and altered with window replacement, side porch enclosure, and shed roof carport addition in ca. 1960s. Gable roof with box cornice, asphalt shingles, and interior central chimney. Windows are paired replacement 2/2 single-hung. Single-bay gable-front round arch porch supported by box columns. Central entrance has a 6-panel Colonial Revival door.

336. 754 Goodman C. 1-story, 3-bay, asbestos siding Minimal Traditional house built in 1941. Gable roof with gable-front "L," box cornice, asphalt shingles, and interior chimney. Windows are 8/8 double-hung. Partial-width shed roof porch supported by box columns and spindled balustrade. Central entrance has a 6-light Colonial Revival door.

Garage. 1-story, 1-bay, novelty siding, gable roof (C).

337. 760 Goodman C. 1-story, 4-bay, asbestos siding Minimal Traditional house built in 1940. Gable roof with flush eaves and asphalt shingles. Windows are paired 6/6 double-hung. Single-bay shed roof porch supported by wrought iron. Attached single-bay garage with wood paneled door. Off center entrance has a 2-light Colonial Revival door.

338. 764 Goodman C. 1-story, 3-bay, asbestos siding Minimal Traditional house built in 1943. Gable roof with gable-front "L" featuring a 4-light attic window, flush eaves, asphalt shingles, and interior central chimney. Windows are 8/8 double-hung. Partial-width shed roof porch supported by wrought iron. Central entrance has a 6-panel Colonial Revival door.

Garage. 1-story, 1-bay, weatherboard siding, gable roof (C).

339. 770 Goodman C. 1-story, 5-bay, asbestos siding Minimal Traditional house built in 1940. Gable roof with gable-front end featuring louvered vent, flush eaves, asphalt shingles, and interior end chimney. Windows are 8/8 and 6/6 double-hung. Partial-width undercut porch supported by box column. Central entrance has a 9-light Colonial Revival cottage door. Attached single-bay garage with wood paneled door.

340. 778 Goodman C. 1-story, 5-bay, asbestos shingle siding Minimal Traditional house built in 1945. Gable roof with gable-front "L," asphalt shingles, and prominent tapered facade chimney. Windows are 8/8 and paired 6/6 double-hung. Single-bay entrance porch with shed roof supported by wrought iron. Off center entrance has a multi-light Colonial Revival door.

GRAHAM STREET

341. 571 Graham C. 1-story, 3-bay, brick veneer cape cottage with Minimal Traditional influence built in 1946. Gable roof with box cornice, asphalt shingles, and interior chimney. Windows are paired 6/1 double-

United States Department of the Interior
National Park Service

National Register of Historic Places Continuation Sheet

Section number 7 Page 55 Normal Station Historic District Shelby County, Tennessee

hung and single-light picture flanked by multi-light sidelights. Single-bay gable-front roof porch supported by wrought iron. Central entrance has a replacement slab door.

Garage. 1-story, 1-bay, novelty siding, gable roof (C).

342. 572 Graham C. 1-story, 3-bay, asbestos siding Minimal Traditional house built in 1940. Gable roof with flush eaves, asphalt shingles, and interior chimney. Windows are 6/6 double-hung. Single-bay undercut porch supported by box column. Off center entrance has a 6-panel Colonial Revival door.

Garage. 1-story, 1-bay, weatherboard siding, gable roof (C).

343. 575 Graham C. 1-story, 3-bay, brick veneer Minimal Traditional house built in 1942. Gable roof with gable-front "L," box cornice, interior end chimney, and asphalt shingles. Windows are 8/8 double-hung. Partial-width undercut porch supported by wrought iron. Central entrance door is not visible.

Garage. 1-story, 1-bay, novelty siding, gable roof (C).

344. 576 Graham C. 1-story, 3-bay, weatherboard siding Minimal Traditional house built in 1938. Gable roof with gable-front "L," flush eaves, interior chimney, and asphalt shingles. Windows are 6/6 double-hung. Three-quarter length flat roof porch supported by wrought iron. Central entrance has a 6-panel Colonial Revival door.

Garage. 1-story, 1-bay, weatherboard siding, gable roof (C).

345. 581 Graham C. 1-story, 4-bay, brick and stone veneer Minimal Traditional house built in 1942. Gable roof with small gable-front projection over entrance with box cornice, prominent stone facade chimney, and asphalt shingles. Windows are 8/8 double-hung. Partial-width undercut side screened porch with plain post support. Off center entrance has a 2-light Colonial Revival door.

Garage. 1-story, 1-bay, novelty siding, gable roof (C).

346. 582 Graham C. 1-story, 3-bay, vinyl siding cape cottage with Minimal Traditional influence built in 1940. Gable roof with box cornice, interior chimney, and asphalt shingles. Windows are 8/8 double-hung. Central entrance has a 6-panel Colonial Revival door with a shed roof awning.

347. 585 Graham C. 1-story, 5-bay, brick veneer and aluminum siding Minimal Traditional house built in 1942. Gable roof with gable-front roof projection, box cornice, interior chimney, and asphalt shingles. Windows are 1/1 double-hung and 4-light stationary. Off center entrance has a 2-light Colonial Revival door with surround. Side porch is not enclosed.

United States Department of the Interior
National Park Service

National Register of Historic Places Continuation Sheet

Section number 7 Page 56

Normal Station Historic District Shelby County, Tennessee

Garage. 1-story, 1-bay, novelty siding, gable roof (C).

348. 586 Graham C. 1-story, 4-bay, novelty siding cape cottage with Colonial Revival influence built in 1940. Gable roof with flush eaves, interior chimney, and asphalt shingles. Windows are 6/6 double-hung. Side screened porch with plain post supports. Off center entrance is Colonial Revival with a 6-panel door with pilaster surround, broken pediment, and finial.

349. 594 Graham C. 1-story, 4-bay, novelty siding Minimal Traditional house built in 1939. Gable-front roof with flush eaves, interior central chimney, and asphalt shingles. Windows are 6/6 double-hung. Partial-width undercut porch supported by box columns. Off set entrance is not visible. Single-bay garage with novelty siding and gable-front roof attached by breezeway.

350. 595 Graham C. 1.5-story, 3-bay, brick veneer and cedar shake Dutch Colonial Revival house built in 1927. Gambrel roof with box cornice, prominent shed roof dormer featuring multi-light double-hung windows, exterior end chimney, and asphalt shingles. Windows are 12/1 double-hung. Central bay gable-front roof porch supported by Doric columns and pilasters. Central bay entrance has a multi-light Colonial Revival cottage door and sidelights.

351. 600 Graham NC. 1-story, 4-bay, weatherboard siding Minimal Traditional house built in 1939 and altered ca. 1965 with window alteration and later enclosure of attached garage. Gable roof with flush eaves, interior chimney, and asphalt shingles. Windows are 1/1 double-hung and single-light stationary. Partial-width undercut porch with box column support. Off set entrance is not visible.

352. 606 Graham C. 1-story, 4-bay, brick and stone veneer cape cottage with Minimal Traditional influence built in 1942. Gable roof with box cornice, interior chimney, and asphalt shingles. Windows are 6/6 and 8/8 double-hung. Off center entrance is set within a gable-front projection and features a 2-light Colonial Revival door.

Garage. 1-story, 1-bay, novelty siding, gable roof (C).

353. 607 Graham C. 1-story, 3-bay, weatherboard siding Craftsman bungalow built in 1924. Gable-front roof with triangular knee braces, exposed rafter tails, interior central chimney, and asphalt shingles. Windows are multi-light Craftsman-over-one double-hung. Full-width gable-front and hip roof porch with exposed rafter tails and triangular knee braces supported by box columns atop brick piers. Off center entrance has a multi-light French door.

Garage. 1-story, 1-bay, weatherboard siding, gable roof with exposed rafter tails (C).

United States Department of the Interior
National Park Service

National Register of Historic Places Continuation Sheet

Section number 7 Page 57 Normal Station Historic District Shelby County, Tennessee

354. 612 Graham C. 1-story, 6-bay, brick veneer Minimal Traditional house built in 1940. Gable roof with box cornice and asphalt shingles. Windows are 6/6 double-hung and 4-light stationary. Off center entrance is set within a gable-front roof projection and features a 4-light Colonial Revival door.

Garage. 1-story, 1-bay, masonite siding, gable roof (NC due to alterations at unknown date).

355. 615 Graham C. 1.5-story, 5-bay, vinyl siding Colonial Revival house built in 1935. Gable roof with paired gable-front roof dormers featuring 6/1 double-hung sashes in a band of three, box cornice, prominent facade chimney, and asphalt shingles. Windows are 6/1 double-hung. Single-bay gable-front roof porch supported by plain posts. Off center entrance has a multi-light Colonial Revival cottage door.

Garage. 1-story, 2-bay, weatherboard siding, gable roof (NC due to additions at unknown date).

356. 616 Graham C. 1-story, 3-bay, brick veneer Minimal Traditional house built in 1949. Gable roof with gable-front "L," box cornice, interior chimney, and asphalt shingles. Windows are 2/2 single-hung. Partial-width undercut porch with dentilled cornice is supported by wrought iron. Off center entrance has a 2-light Colonial Revival door.

Garage. 1-story, 1-bay, weatherboard siding, gable roof with exposed rafter tails (NC due to enclosure at unknown date).

357. 623 Graham C. 1-story, 4-bay, brick veneer Minimal Traditional house built in 1940. Gable roof with box cornice and asphalt shingles. Windows are 8/8 double-hung. Partial-width gable-front roof porch supported by wrought iron. Entrance has a 2-light Colonial Revival door. Attached 1-bay garage with novelty siding and gable-front roof.

358. 624 Graham C. 1-story, 3-bay, masonite siding Minimal Traditional house built in 1940. Gable roof with gable-front "L," box cornice with scalloped molding, exterior end chimney, and asphalt shingles. Windows are 1/1 double-hung. Central entrance door not visible but does feature a Colonial Revival pilaster surround. Single-bay enclosed garage attached by hyphen.

359. 631 Graham C. 1-story, 3-bay, weatherboard siding Minimal Traditional house built in 1922. Gable roof with box cornice, interior central chimney, and asphalt shingles. Windows are 1/1 double-hung. Full-width truncated-hip roof porch supported by wrought iron. Entrance has a multi-light cottage door.

Garage. 1-story, 1-bay, weatherboard siding, gable roof (NC due to enclosure at unknown date).

360. 632 Graham C. 1-story, 6-bay, vinyl siding Minimal Traditional house built in 1940. Gable roof with shed roof dormer featuring paired 6/1 double-hung windows, box cornice, and asphalt shingles. Windows

United States Department of the Interior
National Park Service

National Register of Historic Places Continuation Sheet

Section number 7 Page 58 Normal Station Historic District Shelby County, Tennessee

are 6/1 double-hung. Single-bay gable-front roof porch supported by wrought iron. Entrance has a 6-panel Colonial Revival door. Side attached apartment with 2-light Colonial Revival door.

Garden shed 1-story, 2-bay, weatherboard siding, gable roof with exposed rafter tails (C).

361. 635 Graham C. 1-story, 3-bay, novelty siding cape cottage with Minimal Traditional influence built in 1940. Gable roof with box cornice, exterior end chimney, and asphalt shingles. Windows are 6/6 double-hung. Center entrance is Colonial Revival with a 2-light door and pilaster surround.

362. 636 Graham NC. 1-story, 3-bay, brick veneer Massed Ranch house built in 1984. Hip roof with box cornice and asphalt shingles. Windows are single-light sliding. Off center entrance has a multi-light diamond pattern door.

363. 641 Graham C. 1-story, 3-bay, weatherboard siding cape cottage with Minimal Traditional influence built in 1940. Gable roof with flush eaves, exterior end chimney, and asphalt shingles. Windows are 6/6 double-hung including a bay window of 6/6 flanked by 4/4 double-hung. Off center entrance has a 4-panel door with 4-light fanlight in top panel.

Garage. 1-story, 1-bay, weatherboard siding, gable roof (C).

364. 642 Graham C. 1-story, 3-bay, brick and stucco veneer Minimal Traditional house built in 1940. Gable roof with box cornice, interior chimneys, and asphalt shingles. Windows are 6/1 double-hung. Partial-width gable-front roof porch supported by brick piers. Central entrance has a multi-light Colonial Revival cottage door.

365. 645 Graham C. 1-story, 4-bay, aluminum siding Minimal Traditional house built in 1940. Gable roof with flush eaves, exterior end chimney, and asphalt shingles. Windows are 6/6 double-hung. Single-bay gable-front roof porch supported with wrought iron. Off center entrance door not visible and features a Colonial Revival pilaster surround.

366. 646 Graham NC. 1-story, 3-bay, brick veneer Minimal Ranch house built in 1959. Gable roof with hip roof projection featuring wide overhanging eaves and asphalt shingles. Windows are paired 2/2 single-hung and single-light stationary. Entrance has a 6-panel Colonial Revival door.

367. 651 Graham C. 1-story, 3-bay, aluminum siding cape cottage with Minimal Traditional influence built in 1939. Gable roof with flush eaves and asphalt shingles. Windows are 1/1 double-hung. Entrance has a 6-panel Colonial Revival door set within a gable-front projection.

Garage. 1-story, 1-bay, weatherboard siding, gable roof (C).

United States Department of the Interior
National Park Service

National Register of Historic Places Continuation Sheet

Section number 7 Page 59 Normal Station Historic District Shelby County, Tennessee

368. 652 Graham C. 1-story, 3-bay, novelty siding cape cottage with Minimal Traditional influence built in 1948. Gable roof with flush eaves, exterior end chimney, and asphalt shingles. Windows are 8/8 double-hung. Central entrance has a 4-light Colonial Revival door set within a gable-front projection.

Garage. 1-story, 1-bay, novelty siding, gable roof (NC due to enclosure).

369. 655 Graham C. 1-story, 4-bay, asbestos shingle or cedar shake siding cape cottage with Minimal Traditional influence built in 1940. Gable roof with flush eaves, exterior end chimney, and asphalt shingles. Windows are 6/6 double-hung. Off center 3-light Colonial Revival cottage door with pilaster surround.

Garage. 1-story, 1-bay, masonite or aluminum siding, gable roof (C).

370. 660 Graham C. 1-story, 4-bay, stucco veneer Colonial Revival bungalow built in 1922. Gable front roof with box cornice, interior chimney, and asphalt shingles. Windows are multi-light casements. Full-width gable-front and hip roof porch and porte-cochere supported by stucco piers and enclosed balustrade. Off center entrance has a single-light door with multi-light sidelights.

371. 661 Graham NC. 1-story, 3-bay, brick veneer and vinyl siding Minimal Traditional house built in 1956. Gable roof with prominent gable-front "L," flush eaves, and asphalt shingles. Windows are 6/6 double-hung. Single-bay undercut porch supported by wrought iron. Off center entrance has a 2-light Colonial Revival door.

Carport. 1-story, 1-bay, vertical board siding and brick veneer, hip roof (NC).

372. 670 Graham C. 1-story, 3-bay, stucco veneer Colonial Revival bungalow built in 1927. Clipped gable roof with paired attic louvered vents, box cornice, bracketed eave, and asphalt shingles. Windows are 1/1 double-hung. Full-width undercut porch supported by brick piers. Central entrance has a multi-light Colonial Revival cottage door with surround, broken pediment, and finial.

373. 676 Graham C. 1.5-story, 3-bay, brick veneer cape cottage with Minimal Traditional influence built in 1947. Gable roof with rear shed addition, box cornice, and asphalt shingles. Windows are 6/6 double-hung. Single-bay central gable-front porch supported by wrought iron. Central entrance has a 5-light Colonial Revival door.

374. 682 Graham C. 1-story, 3-bay, brick veneer Minimal Traditional house built in 1949. Gable roof with gable-front "L," with dentilled cornice, asphalt shingles, and interior central chimney. Windows are 6/6 double-hung, some in pairs. Single-bay shed roof porch supported by wrought iron. Central entrance has a 6-light Colonial Revival cottage door.

United States Department of the Interior
National Park Service

National Register of Historic Places Continuation Sheet

Section number 7 Page 60 Normal Station Historic District Shelby County, Tennessee

375. 685 Graham C. 1-story, 5-bay, brick veneer and aluminum siding Minimal Traditional house built in 1948. Multiple gable roof with flush eaves, asphalt shingles, and interior central chimney. Windows are 6/6 double-hung. Single-bay undercut porch supported by box column. Offset entrance has a 2-light Colonial Revival door.

376. 686/688 Graham NC. 1-story, 6-bay, brick veneer Traditional Ranch house duplex with Colonial Revival influence built 1971. Gable roof with box cornice and asphalt shingles. Windows are 9/6 single-hung. Half-width gable-front roof porch supported by wrought iron. Off center entrances have 6-panel Colonial Revival doors.

377. 692/694 Graham NC. 1-story, 3-bay, brick veneer Minimal Traditional house duplex built in 1971. Gable roof with gable-front end, box cornice and return, and asphalt shingles. Windows are paired 9/6 single-hung. Three-quarter length undercut porch supported by Doric column. Off center entrance has a 6-panel Colonial Revival door.

378. 693 Graham C. 1-story, 4-bay, brick veneer and vertical board siding Minimal Traditional house built in 1947. Gable roof with gable-front "L," flush eaves, asphalt shingles, and interior central chimney. Windows are 8/8 double-hung and 6/6 flanked by 4/4 double-hung in a band of three. Partial-width undercut porch supported by box columns. Offset entrance has replacement slab door.

Garage. 1-story, 1-bay, novelty siding, gable roof (C).

379. 705 Graham NC. 1-story, 4-bay, vinyl siding Minimal Traditional house built in 1943 and altered ca. 1990. Multiple gable and gable-front roof with box cornice, 6/6 single-hung windows, asphalt shingles, and interior chimney. Windows are replacement 6/6 single-hung. Off center entrance has a multi-light replacement Colonial Revival cottage door.

Garage. 1-story, 1-bay, novelty siding, gable roof (C).

380. 706 Graham C. 1-story, 3-bay, novelty siding Minimal Traditional house built in 1942. Gable roof with gable-front "L," box cornice, asphalt shingles, and interior central chimney. Windows are 6/6 double-hung, some in pairs. Single-bay gable-front roof porch supported by box columns. Off center entrance has a louvered storm door.

381. 710 Graham C. 1-story, 3-bay, novelty siding Minimal Traditional house built in 1942. Multiple gable and gable-front roofs with box cornice, asphalt shingles, and interior central chimney. Windows are 6/6 double-hung. Single-bay corner undercut porch supported by cluster of three box columns. Offset entrance has a multi-light Colonial Revival door.

Garage. 1-story, 1-bay, weatherboard siding, gable roof (C).

United States Department of the Interior
National Park Service

National Register of Historic Places Continuation Sheet

Section number 7 Page 61 Normal Station Historic District Shelby County, Tennessee

382. 711 Graham C. 1-story, 3-bay, novelty siding Minimal Traditional house built in 1942. Gable roof with gable-front "L," box cornice, asphalt shingles, and interior central chimney. Windows are 6/6 double-hung. Single-bay gable-front roof porch with vertical board siding supported by box columns. Off center entrance has a 6-panel Colonial Revival door.

383. 715 Graham C. 1-story, 4-bay, novelty siding Minimal Traditional house built in 1942. Multiple gable and gable-front roofs with box cornice, asphalt shingles, and interior chimney. Windows are 8/8 and paired 6/6 double-hung; paired 6-light casements. Off center entrance has a multi-paneled Colonial Revival door.

Garage. 1-story, 1-bay, novelty siding, gable roof (C).

384. 716 Graham C. 1-story, 4-bay, vinyl siding Minimal Traditional house built in 1942. Multiple gable and gable-front roof with box cornice, asphalt shingles, and interior chimney. Windows are 8/8 and 6/6 double-hung; some in pairs. Off center entrance has a 6-panel Colonial Revival door with shed roof entry hood supported by a bracket.

Garage. 1-story, 1-bay, novelty siding, gable roof (C).

385. 721 Graham C. 1-story, 3-bay, aluminum siding, Minimal Traditional house built in 1942. Multiple gable and gable-front roof with box cornice, asphalt shingles, and interior central chimney. Windows are 6/6 double-hung, some as a pair. Single-bay corner undercut porch supported by coupled box columns. Offset entrance has a door is not visible.

Garage. 1-story, 1-bay, weatherboard siding, gable roof (C).

386. 722 Graham C. 1-story, 4-bay, brick veneer Minimal Traditional house built in 1952. Gable roof with box cornice, asphalt shingles, and interior end chimney. Windows are 6/6 double-hung. Partial-width gable-front roof supported by wrought iron. Off center entrance door is not visible.

Garage. 1-story, 1-bay, novelty siding, gable roof (C).

387. 725 Graham C. 1-story, 3-bay, aluminum siding Minimal Traditional house built in 1942. Gable roof with gable-front "L," box cornice, asphalt shingles, and interior central chimney. Windows are 1/1 double-hung. Single-bay gable-front roof porch supported by wrought iron. Off center entrance has a 6-panel Colonial Revival door.

Garage. 1-story, 1-bay, aluminum siding, gable roof (NC due to later addition).

United States Department of the Interior
National Park Service

National Register of Historic Places Continuation Sheet

Section number 7 Page 62 Normal Station Historic District Shelby County, Tennessee

388. 726 Graham C. 1-story, 3-bay, brick veneer and vinyl siding Minimal Traditional house built in 1952. Gable roof with small gable-front end, flush eaves, asphalt shingles, and interior chimney. Windows are multi-light picture. Partial-width gable-front roof porch supported by wrought iron. Central entrance has a 4-light fanlight Colonial Revival door.

Garage. 1-story, 1-bay, novelty siding, gable roof (C).

389. 730 Graham C. 1-story, 4-bay, aluminum siding Minimal Traditional house built in 1942. Multiple gable and gable-front roofs, box cornice, asphalt shingles, and interior central chimney. Windows are 8/8 and 6/6 double-hung, some in pairs. Off center entrance has a 2-light Colonial Revival door with aluminum shed roof entry hood.

Garage. 1-story, 1-bay, novelty siding, gable roof (C).

390. 731 Graham C. 1-story, 3-bay, novelty siding Minimal Traditional house built in 1944. Gable roof with gable-front roof projection, box cornice, asphalt shingles, and interior chimney. Windows are 6/1 double-hung. Partial-width shed roof porch supported by box columns and segmental arches. Central entrance is concealed by a louvered door.

391. 735 Graham C. 1-story, 4-bay, vinyl siding Minimal Traditional house built in 1944. Gable roof with gable-front "L," box cornice, asphalt shingles, and interior central chimney. Windows are 6/6 double-hung. Off center entrance is Colonial Revival with a 6-panel door and pilaster surround.

Garage. 1-story, 1-bay, novelty siding, gable roof (C).

392. 736 Graham NC. 1-story, 3-bay, masonite siding, Minimal Traditional house built in 1947 and altered ca. 2003 with porch replacement/expansion. Gable roof with gable-front "L," asphalt shingles, and interior central chimney. Windows are 6/6 double-hung, some in pairs. Replacement porch supported by box columns and Chinese Chippendale balustrade. Central entrance has a 2-light Colonial Revival door.

Garage. 1-story, 1-bay, novelty siding, gable roof (C).

393. 741 Graham C. 1-story, 4-bay, asbestos siding Minimal Traditional house built in 1944. Gable roof with prominent gable-front end featuring 4-light attic window, box cornice, asphalt shingle, and interior chimney. Windows are 8/8 and 6/6 double-hung. Off center entrance has a 2-light Colonial Revival door with an aluminum shed roof entry hood.

394. 742 Graham C. 1-story, 3-bay, novelty and vertical board siding Minimal Traditional house built in 1942. Multiple gable and gable-front roofs with box cornice, asphalt shingle, and interior central chimney.

United States Department of the Interior
National Park Service

National Register of Historic Places Continuation Sheet

Section number 7 Page 63 Normal Station Historic District Shelby County, Tennessee

Windows are 6/6, some as a pair. Partial-width undercut screened porch supported by a plain post. Offset entrance door is not visible.

Garage. 1-story, 1-bay, novelty siding, gable roof (C).

395. 745 Graham C. 1-story, 3-bay, asbestos siding Minimal Traditional house built in 1940. Gable roof with gable-front "L," box cornice, asphalt shingles, and interior central chimney. Windows are 6/6 and 8/8 double-hung. Central entrance has a 6-light Colonial Revival cottage door with shed roof entry hood.

Garage. 1-story, 1-bay, novelty siding, gable roof (C).

396. 746 Graham C. 1-story, 4-bay, novelty siding Minimal Traditional house built in 1942. Multiple gable and gable-front roofs with box cornice, asphalt shingles, and interior central chimney. Windows are 8/8 and paired 6/6 double-hung. Off center entrance has a 6-panel Colonial Revival door with an aluminum shed roof entry hood.

397. 750 Graham C. 1-story, 3-bay, aluminum siding Minimal Traditional house built in 1945. Gable roof with gable-front "L," rear shed addition, box cornice, asphalt shingles, and interior central chimney. Windows are paired 6/6 double-hung. Half-width gable-front and shed roof porch supported by wrought iron and balustrade. Central entrance has a 6-panel Colonial Revival door.

Garage. 1-story, 2-bay, novelty siding, gable roof, (NC due to later construction)

398. 751 Graham C. 1-story, 3-bay, asbestos siding Minimal Traditional house built in 1942. Gable roof with gable-front "L," box cornice, asphalt shingles, and interior chimney. Windows are 6/6 double-hung with aluminum shed awnings. Central shed roof porch supported by metal poles. Central entrance has a 6-panel Colonial Revival door.

Garage. 1-story, 1-bay, novelty siding, gable roof (C).

399. 755 Graham C. 1-story, 3-bay, aluminum siding, gable-front and wing Minimal Traditional house built in 1945. Gable-front and wing roof with box cornice, asphalt shingles, and interior central chimney. Windows are 8/8 and 6/6 double-hung. Partial-width shed roof porch supported by box columns. Central entrance has a 6-panel door.

Guesthouse/carport. 1-story, 2-bay, aluminum siding, gable roof (NC due to recent construction).

400. 756 Graham C. 1-story, 3-bay, aluminum siding, Minimal Traditional house built in 1942. Complex gable and gable-front roofs with box cornice, asphalt shingles, and interior central chimney. Windows are

United States Department of the Interior
National Park Service

National Register of Historic Places Continuation Sheet

Section number 7 Page 64 Normal Station Historic District Shelby County, Tennessee

6/6 double-hung, some in pairs. Off center entrance is Colonial Revival with a 6-panel door and full-length 5-light sidelights.

Garage. 1-story, 1-bay, weatherboard, gable roof (C).

401. 761 Graham C. 1-story, 3-bay, aluminum siding, gable-front and wing Minimal Traditional house built in 1941. Gable-front and wing roof with box cornice and asphalt shingles. Windows are 6/6 double-hung with aluminum shed roof awnings. Central entrance has a 4-light Colonial Revival door with an aluminum shed roof entry hood.

Garage. 1-story, 1-bay, novelty siding, gable roof (C).

402. 762 Graham C. 1-story, 4-bay, aluminum siding, Minimal Traditional house built in 1942. Gable roof with gable-front end, box cornice, asphalt shingles, and interior central chimney. Windows are 8/8 and paired 6/6 double-hung. Off center entrance has a 6-panel door.

Garage. 1-story, 1-bay, vinyl siding, gable roof (C).

403. 765 Graham C. 1-story, 3-bay, weatherboard siding Minimal Traditional house built in 1944. Gable roof with gable-front "L," box cornice, asphalt shingles, and interior chimney. Windows are 8/8 and 6/6 double-hung. Partial-width shed roof porch supported by box columns. Central entrance has a 4-light door.

Garage. 1-story, 1-bay, novelty siding, gable roof (C).

404. 766 Graham C. 1-story, 3-bay, aluminum siding Minimal Traditional house built in 1942. Gable roof with gable-front "L," box cornice, asphalt shingles, and interior central chimney. Windows are 6/6 double-hung. Single-bay gable-front roof porch supported by wrought iron. Off center entrance has a 6-panel Colonial Revival door.

Garage. 1-story, 1-bay, vinyl siding, gable roof with side shed carport (C).

405. 771 Graham C. 1-story, 3-bay, asbestos siding Minimal Traditional house built in 1941. Gable roof with gable-front end and "L," box cornice, asphalt shingles, and interior central chimney. Windows are 6/6 double-hung. Central entrance door is not visible.

Garage. 1-story, 1-bay, novelty siding, gable roof (C).

406. 772 Graham C. 1-story, 3-bay, novelty siding Minimal Traditional house built in 1942. Gable roof with gable-front "L," box cornice, asphalt shingles, and interior central chimney. Windows are 6/6 double-

United States Department of the Interior
National Park Service

National Register of Historic Places Continuation Sheet

Section number 7 Page 65 Normal Station Historic District Shelby County, Tennessee

hung, some paired, all with aluminum shed roof awnings. Single-bay corner undercut porch supported by box column. Offset entrance door is not visible.

Garage. 1-story, 1-bay, weatherboard siding, gable roof (C).

407. 775 Graham NC. 1-story, 4-bay, shingle siding Minimal Traditional house built in 1940 and altered at an unknown date with replacement entrance door and new siding. Windows are 6/6 double-hung. Three-quarter length undercut porch and single-bay carport supported by wrought iron. Off center entrance has a replacement oval-cut single-light door.

408. 776 Graham C. 1-story, 4-bay, aluminum siding, Minimal Traditional house built in 1942. Multiple gable and gable-front roofs with box cornice, asphalt shingles, and interior central chimney. Windows are 8/8 and 6/6 double-hung. Off center entrance has a 6-panel Colonial Revival door.

409. 780 Graham C. 1-story, 3-bay, asbestos siding Minimal Traditional house built in 1942. Gable roof with gable-front "L," box cornice, asphalt shingles, and interior central chimney. Windows are 6/6 double-hung, some as a pair. Single-bay gable-front roof supported by wrought iron. Off center entrance has a 6-panel Colonial Revival door.

Garage. 1-story, 1-bay, asbestos siding, gable roof with exposed rafter tails (C).

410. 781 Graham C. 1-story, 2-bay, asbestos siding Minimal Traditional duplex built in 1944. Complex gable roof with box cornice and asphalt shingles. Windows are 6/6 double-hung and single-light picture, many with aluminum shed roof awnings. Offset entrance with a 3-light Colonial Revival cottage door with aluminum shed roof entry hood.

Garage. 1-story, 1-bay, novelty siding, gable roof (C).

411. 789 Graham C. 1-story, 4-bay, brick veneer and shingle siding cape cottage with Minimal Traditional influence built in 1941. Gable roof with box cornice, asphalt shingles, and interior central chimney. Windows are 6/6 double-hung. Off center entrance has a 2-light Colonial Revival door.

Garage. 1-story, 1-bay, vertical board siding, gable roof (NC due to new construction).

412. 792 Graham C. 1-story, 4-bay, asbestos siding cape cottage with Minimal Traditional influence built in 1942. Gable roof with box cornice, asphalt shingles, and interior central chimney. Windows are 8/8 double-hung. Central bay gable-front porch with vertical board siding supported by box columns; matching side porch. Central entrance has a replacement slab door.

Garage. 1-story, 1-bay, novelty siding, gable roof (C).

United States Department of the Interior
National Park Service

National Register of Historic Places Continuation Sheet

Section number 7 Page 66 Normal Station Historic District Shelby County, Tennessee

413. 795 Graham C. 1-story, 4-bay, brick veneer and vinyl siding Minimal Traditional house built in 1941. Gable roof with gable-front end, flush eaves, asphalt shingles, and interior central chimney. Single-bay side porch with gable roof supported by wrought iron. Windows are 6/6 double-hung. Central entrance has a 5-light Colonial Revival door.

414. 796 Graham C. 1-story, 5-bay, vinyl siding cape cottage with Minimal Traditional influence built 1940. Gable roof with box cornice, asphalt shingles, and interior central chimney. Windows are 8/8 double-hung; with aluminum shed roof awnings. Central entrance has a 6-panel Colonial Revival door with a matching entry hood.

415. 799 Graham C. 1-story, 4-bay, brick veneer cape cottage with Minimal Traditional influence built in 1941. Gable roof with flush eaves, asphalt shingles, and interior central chimney. Windows are 6/6 double-hung. Single-bay gable-front roof porch supported by wrought iron; single-bay gable roof side porch supported by box columns. Central entrance has a multi-light French door.

Garage. 1-story, 1-bay, novelty siding, gable and shed roof (C).

416. 802 Graham C. 1-story, 3-bay, novelty siding Minimal Traditional house built in 1940. Gable roof with box cornice and return and asphalt shingles. Windows are 6/6 double-hung. Partial-width gable-front roof porch supported by wrought iron. Off center entrance has a 9-light Colonial Revival cottage door.

Garage. 1-story, 1-bay, novelty siding, gable roof (C).

417. 805 Graham C. 1-story, 4-bay, brick veneer Minimal Traditional house built in 1941. Gable roof with flush eaves, asphalt shingles, and interior central chimney. Windows are 6/6 double-hung. Off center entrance has a multi-light Colonial Revival door with lintel.

418. 806 Graham NC. 1-story, 4-bay, aluminum siding cape cottage with Minimal Traditional influence built in 1940 and altered ca. 1965 with attached garage infill and picture windows. Gable roof with box cornice, asphalt shingles, and interior central chimney. Windows are 8/8 double-hung sashes. Single-bay gable-front roof porch supported by wrought iron. Central entrance has a 6-panel Colonial Revival door.

419. 809 Graham C. 1-story, 4-bay, brick veneer and aluminum siding cape cottage with Minimal Traditional influence built 1941. Gable roof with flush eaves, asphalt shingles, and interior central chimney. Windows are 6/6 double-hung. Single-bay gable-front roof porch supported by wrought iron. Off center entrance has a 6-panel Colonial Revival door.

420. 812 Graham C. 1-story, 3-bay, aluminum siding Minimal Traditional house built in 1940. Multiple gable and gable-front roofs with box cornice, 3-light gable-end attic window, asphalt shingles, and interior

United States Department of the Interior
National Park Service

National Register of Historic Places Continuation Sheet

Section number 7 Page 67 Normal Station Historic District Shelby County, Tennessee

chimney. Windows are 8/8 double-hung. Single-bay gable-front roof porch supported by wrought iron. Off center entrance has a 6-panel door.

Garage. 1-story, 2-bay, weatherboard siding, gable and shed roof (C).

421. 815 Graham C. 1-story, 4-bay, brick veneer cape cottage with Minimal Traditional influence built in 1942. Gable roof with flush eaves, asphalt shingles, and interior central chimney. Windows are 6/6 double-hung. Single-bay side porch with gable roof supported by wrought iron. Central entrance has a 5-light Colonial Revival door.

422. 816 Graham C. 1-story, 4-bay, aluminum siding Minimal Traditional house built in 1938. Gable roof with gable-front "L," box cornice, and asphalt shingles. Windows are 6/6 double-hung. Single-bay side porch with gable roof supported by wrought iron. Central entrance has a 9-light Colonial Revival cottage door.

Garage. 1-story, 1-bay, aluminum siding, gable roof (NC, due to recent construction).

423. 819 Graham C. 1-story, 4-bay, brick veneer and weatherboard and novelty siding Minimal Traditional house built in 1947. Gable roof with gable-front end, scalloped molded cornice, flush eaves, asphalt shingles, and interior central chimney. Windows are 6/6 double-hung. Side porch enclosed ca. 1950s. Off center entrance has a 5-light Colonial Revival door.

Garage. 1-story, 1-bay, novelty siding, gable roof (C).

424. 822 Graham C. 1-story, 3-bay, aluminum siding Minimal Traditional house built in 1940. Gable-front and wing roof with box cornice, asphalt shingles, and interior chimney. Windows are 2/2 single-hung. Single-bay undercut porch supported by wrought iron. Central entrance door is not visible.

Garage. 1-story, 1-bay, aluminum siding, gable roof (C).

425. 825 Graham C. 1-story, 4-bay, brick veneer Minimal Traditional house built in 1947. Gable roof with flush eaves, asphalt shingles, and interior central chimney. Windows are 6/6 double-hung. Single-bay side screened porch with gable roof and box columns. Central entrance has a 6-light cottage door.

Garage. 1-story, 1-bay, board siding, gable roof (C).

426. 826 Graham C. 1-story, 4-bay, vinyl siding cape cottage with Minimal Traditional influence built in 1940. Gable roof with box cornice, asphalt shingles, and interior central chimney. Windows are 8/8 and 6/6 double-hung. Central bay entrance is Colonial Revival with a 6-panel door, pilaster surround, and pediment.

United States Department of the Interior
National Park Service

National Register of Historic Places Continuation Sheet

Section number 7 Page 68 Normal Station Historic District Shelby County, Tennessee

427. 829 Graham NC. 1-story, 4-bay, brick veneer and aluminum siding Minimal Traditional house built in 1941 and altered at an unknown date with side porch enclosure, window replacement, and addition of aluminum siding. Gable roof with flush eaves, asphalt shingles, and interior central chimney. Windows are replacement 1/1 single-hung. Off center entrance has a 6-light cottage door.

428. 832 Graham NC. 1-story, 4-bay, aluminum siding Minimal Traditional house built in 1940 and altered ca. 1965 with replacement windows and siding addition. Gable roof with box cornice, asphalt shingles, and interior central chimney. Windows are replacement 1/1 and 2/2 single-hung. Partial-width gable-front roof porch supported by wrought iron. Off center entrance has a 6-panel Colonial Revival door.

Carport. 1-story, 1-bay, novelty siding, gable roof (C).

429. 835 Graham C. 1-story, 4-bay, brick veneer Minimal Traditional house built in 1941. Gable roof with scalloped cornice molding, flush eaves, asphalt shingles, and interior central chimney. Windows are 6/6 double-hung. Single-bay gable-front roof porch supported by wrought iron. Off center entrance door is not visible.

Garage. 1-story, no bays visible, weatherboard siding, gable roof (NC due to enclosure).

430. 836 Graham C. 1-story, 3-bay, aluminum siding Minimal Traditional house built in 1940. Multiple gable and gable-front roofs with box cornice, asphalt shingles, and interior chimney. Windows are 6/6 double-hung. Single-bay shed roof porch supported by wrought iron and balustrade. Central entrance has a replacement slab door.

Garage. 1-story, 1-bays, novelty siding, gable roof (NC due to carport addition).

431. 839 Graham C. 1-story, 3-bay, brick veneer Colonial Revival cape cottage built in 1942. Gable roof with flush eaves, asphalt shingles, and interior central chimney. Windows are 6/6 double-hung. Half-width gable-front roof porch supported by Doric columns. Central entrance has a 6-light Colonial Revival door.

432. 842 Graham C. 1-story, 2-bay, weatherboard and vertical board siding Minimal Traditional house built in 1940. Multiple gable and gable-front roofs with box cornice, asphalt shingles, and interior central chimney. Windows are 8/8 and 6/6 double-hung. Single-bay gable-front roof porch supported by fluted posts. Off center entrance has a 2-light Colonial Revival door and pilaster surround.

433. 845 Graham C. 1-story, 3-bay, brick veneer and vinyl siding cape cottage with Minimal Traditional influence built in 1942. Gable roof with flush eaves, asphalt shingles, and interior central chimney. Windows are 6/6 double-hung. Partial-width gable-front roof porch supported by wrought iron. Central entrance has a 5-light Colonial Revival door.

United States Department of the Interior
National Park Service

National Register of Historic Places Continuation Sheet

Section number 7 Page 69 Normal Station Historic District Shelby County, Tennessee

434. 848 Graham C. 1-story, 3-bay, aluminum siding cape cottage with Minimal Traditional influence built in 1940. Gable roof with gable-front "L," box cornice, asphalt shingles, and interior central chimney. Windows are 8/8 and 6/6 double-hung with aluminum shed roof awnings. Single-bay gable-front roof porch supported by plain post.

Garage. 1-story, 1-bay, novelty siding, gable roof (C).

HOUSTON STREET

435. 587 Houston C. 1-story, 3-bay, brick veneer Craftsman bungalow built in 1925. Gable roof with box cornice, asphalt shingles, and interior central chimney. Windows are paired Craftsman 3/1 double-hung. Single-bay gable-front roof porch supported by brick piers. Central entrance has a 3-light Craftsman cottage door with 2-light sidelights.

Garage. 1-story, 1-bay, weatherboard siding, gable roof (C).

436. 595 Houston C. 1-story, 4-bay, brick veneer Minimal Traditional house built in 1951. Gable roof with flush eaves, asphalt shingles, and interior central chimney. Windows are 6/6 double-hung and 4-light paired casements. Single-bay gable-front roof porch supported by wrought iron. Off center entrance has a 2-light Colonial Revival door. Side entrance has a shed roof entry hood supported by triangular knee braces.

437. 599 Houston C. 1-story, 3-bay, vinyl-siding cape cottage with Minimal Traditional influence built in 1947. Gable roof with flush eaves, asphalt shingles, and interior chimney. Windows are 1/1 double-hung. Central entrance has a 6-panel Colonial Revival door with aluminum shed roof entry hood.

438. 605 Houston C. 1-story, 3-bay, brick veneer cape cottage with Minimal Traditional influence built in 1947. Gable roof with gable-front end, flush eaves, and asphalt shingles. Windows are paired 6/6 double-hung and a bay window with hip roof and 6/6 flanked by 4/4 double-hung. Central entrance is Colonial Revival and has a 6-panel door with pilaster surround and shed roof aluminum entry hood.

439. 609 Houston C. 1-story, 4-bay, brick veneer Minimal Traditional house built in 1945. Gable roof with gable-front end, flush eaves, asphalt shingles, and interior central chimney. Windows are 6/6 double-hung. Partial-width gable-front roof porch supported by box columns. Off center entrance has a multi-light Colonial Revival door.

440. 615 Houston C. 1-story, 4-bay, vinyl siding cape cottage with Minimal Traditional influence built in 1940. Gable roof with flush eaves, asphalt shingles, and interior central chimney. Windows are 6/6 double-hung. Off center entrance is Colonial Revival with a multi-light fanlight door and pilasters.

United States Department of the Interior
National Park Service

National Register of Historic Places Continuation Sheet

Section number 7 Page 70 Normal Station Historic District Shelby County, Tennessee

441. 619 Houston C. 1-story, 3-bay, brick veneer Minimal Traditional house built in 1950. Gable roof with gable-front end, flush eaves, asphalt shingles, and interior central chimney. Windows are 6/6 double-hung and multi-light picture flanked by 4/4 double-hung. Partial-width undercut porch supported by wrought iron. Offset entrance has a 2-light Colonial Revival door.

Carport. 1-story, 1-bay, vertical board siding, hip roof with exposed rafter tails (C).

442. 625 Houston C. 1-story, 3-bay, aluminum siding cape cottage with Minimal Traditional influence built in 1948. Hip roof with two gable-front "L" extensions, box cornice, asphalt shingles, and interior chimney. Windows are paired 1/1 double-hung. Central entrance has a multi-light Colonial Revival door with gable-front entry hood supported by triangular knee braces.

443. 635 Houston C. 1-story, 4-bay, brick veneer cape cottage with Minimal Traditional influence built in 1945. Gable roof with flush eaves, asphalt shingles, and interior central chimney. Windows are paired 6/6 double-hung. Single-bay entrance porch with gable-front roof supported by clustered box columns. Matching single-bay side porch. Off center entrance has a 6-panel Colonial Revival door.

Garage. 1-story, 1-bay, novelty siding, gable roof (C).

444. 639 Houston C. 1-story, 3-bay, brick veneer Minimal Traditional house built in 1947. Gable roof with prominent gable-front roof end with 6/6 double-hung attic windows, flush eaves, asphalt shingles, and interior chimney. Windows are 8/8 double-hung and 6/6 flanked by 4/4 double-hung in a band of three. Partial-width gable-front roof porch supported by wrought iron. Offset entrance has a 2-light Colonial Revival door.

Garage. 1-story, 2-bay, vinyl siding, gable roof (NC due to recent construction/alteration).

445. 643 Houston C. 1-story, 6-bay, vinyl siding Colonial Revival house built in 1941. Gable roof with box cornice, asphalt shingles, and exterior end chimney. Windows are 6/6 double-hung. Half-width gable-front roof porch supported by fluted columns. Off center entrance has a 6-panel Colonial Revival door.

Garage. 1-story, 1-bay, vinyl siding, gable roof (C).

446. 754/756 Houston C. 1-story, 5-bay, weatherboard and board siding Minimal Traditional house duplex built in 1950. Gable roofs with box cornice, asphalt shingles, and interior central chimney. Windows are 2/2 single-hung. Entrances are center and offset with multi-light Colonial Revival doors. Single-bay flat roof porch supported by wrought iron.

447. 755/757 Houston C. 1-story, 5-bay, brick veneer Minimal Traditional house duplex built in 1950. Gable roof with gable-front "L," box cornice, asphalt shingle, and interior central chimney. Windows are 2/2

United States Department of the Interior
National Park Service

National Register of Historic Places Continuation Sheet

Section number 7 Page 71 Normal Station Historic District Shelby County, Tennessee

single-hung. Single-bay flat roof porch supported by wrought iron. Entrances are center and offset with multi-light Colonial Revival doors.

448. 758/760 Houston C. 1-story, 4-bay, brick veneer Minimal Traditional house duplex built in 1950. Multiple gable and gable-front roofs with box cornice, asphalt shingles, and interior central chimneys. Windows are 2/2 single-hung, some as a band of three. Single-bay undercut porch supported by wrought iron. Entrances are center and offset and have 6-panel Colonial Revival doors.

449. 759/761 Houston C. 1-story, 3-bay, brick veneer Minimal Traditional house duplex built in 1950. Gable roofs with box cornice and asphalt shingles. Windows are 2/2 single-hung, some as a band of three. Single-bay undercut porch supported by wrought iron. Entrances are center and offset and have 2-light Colonial Revival doors.

450. 762/764 Houston C. 1-story, 5-bay, brick veneer Minimal Traditional house duplex built in 1950. Gable roof with hip roof "L," box cornice, asphalt shingles, and interior central chimney. Windows are 2/2 single-hung. Single-bay flat roof porch supported by wrought iron. Entrances are center and offset and have multi-light fanlight Colonial Revival doors.

451. 763/765 Houston C. 1-story, 5-bay, brick veneer Minimal Traditional house duplex built in 1950. Gable roof with gable-front end, vertical board siding, box cornice, asphalt shingles, and interior central chimney. Windows are 6/6 double-hung. Single-bay gable-front roof porch supported by wrought iron. Entrances are center and offset and have multi-light Colonial Revival doors.

KEARNEY AVENUE

452. 3525 Kearney NC. 1-story, 3-bay, vinyl siding cape cottage with Minimal Traditional influence built in 1930 and altered in ca. 1965 and in ca. 1990. Gable roof with cornice return, asphalt shingles, and chimney. Windows are 3/1 double-hung. One-bay central porch with a flat roof and wrought iron supports. Entrance is center with a replacement slab door.

Garage. 1-story, 1-bay, weatherboard siding, gable roof (NC due to replacement materials at unknown date).

453. 3527 Kearney NC. 1-story, 2-bay permastone Minimal Traditional house built in 1930 and altered ca. 1960s. Gable roof with box cornice, asphalt shingles, and interior chimney. Windows are 1/1 double-hung. Full porch with a replacement gable roof and wrought iron supports. Entrance is off center with non-visible door.

454. 3531 Kearney C. 1-story, 2-bay, weatherboard siding, Minimal Traditional house built in 1932. Gable roof with box cornice, asphalt shingles, and interior central chimney. Windows are 1/1 double-hung. The

United States Department of the Interior
National Park Service

National Register of Historic Places Continuation Sheet

Section number 7 Page 72 Normal Station Historic District Shelby County, Tennessee

partial cutaway porch with a shed roof and brick pier supports. Entrance is offset entry with a multi-light Colonial Revival cottage door.

Carport. 1-story, 1-bay, weatherboard siding, flat roof (NC due to newer construction).

455. 3535 Kearney C. 1-story, 3-bay, weatherboard siding cape cottage with Minimal Traditional influence built in 1932. Gable roof with fascia, exposed raftertails, asphalt shingles, and interior central chimney. Windows are 1/1 double-hung. One-bay central porch with a gable roof and wrought iron supports. Entrance is center with a multi-light Colonial Revival cottage door.

Garage. 1-story, 1-bay, novelty siding, gable roof. (C).

456. 3538 Kearney C. 1-story, 3-bay, weatherboard siding Minimal Traditional house built in 1932. Gable roof with flush eaves, asphalt shingles, and exterior end chimney. Windows are 3/1 double-hung. One-bay central porch with a gable roof and plain post supports. Entrance is center with a multi-light Colonial Revival cottage door.

Garage. 1-story, 1-bay, weatherboard siding, gable roof. (C).

457. 3539 Kearney C. 1-story, 3-bay, vinyl siding Minimal Traditional house built in 1930. Gable with box cornice, asphalt shingles, and interior central chimney. Windows are 1/1 double-hung. Entrance is center with a multi-light Colonial Revival cottage door.

Garage. 1-story, 1-bay, vinyl siding, gable roof. (C).

458. 3542 Kearney C. 1-story, 4-bay, vinyl siding cape cottage with Minimal Traditional influence built in 1935. Gable roof with flush eaves, asphalt shingles, and exterior chimney. Windows are 3/1 double-hung. One-bay porch with a gable roof and plain post supports. Entrance is off center with a 6-panel Colonial Revival door.

Garage. 1-story, 1-bay, weatherboard siding, gable roof (C).

459. 3545 Kearney NC. 1-story, 3-bay, aluminum siding and permastone veneer bungalow built in 1926. Clipped-gable roof with box cornice and asphalt shingles. Windows are 1/1 double-hung. Full-width porch with truncated-hip roof and added wrought iron supports. Entrance is off center with a non-visible door.

460. 3548 Kearney C. 1-story, 4-bay, vinyl siding and brick veneer Craftsman bungalow built in 1938. Pyramid roof with box cornice, asphalt shingles, and exterior end chimney. Windows are 3/1 double-hung. Entrance is off center with a 6-panel Colonial Revival door and bracketed entryhood.

United States Department of the Interior
National Park Service

National Register of Historic Places Continuation Sheet

Section number 7 Page 73 Normal Station Historic District Shelby County, Tennessee

461. 3551 Kearney C. 1-story, 3-bay, vinyl siding cape cottage with Minimal Traditional influence built in 1930. Gable roof with flush eaves, two gable-front roof dormers, asphalt shingles, and interior chimney. Windows are 3/1 double-hung. The full-width porch has a gable roof and wrought iron supports. Entrance is center with a multi-light French door.

462. 3554 Kearney NC. 1-story, 4-bay, aluminum siding Minimal Traditional house built in 1938 and altered at an unknown date. Gable roof with box cornice, asphalt shingles, and interior chimney. Windows are 6/6 double-hung. Three-quarter length porch with a gable roof and replacement wrought iron supports. Entrance is off center with a multi-light Colonial Revival door. Attached garage is now enclosed.

463. 3557 Kearney NC. 1-story, 3-bay, vinyl siding Minimal Traditional house built in 1932. Gable roof with box cornice, asphalt shingles, and chimney. Windows are replacement 6/6 double-hung. The three-quarter length porch is altered with a shed roof and plain post supports. Entrance is off center door is not visible.

Garage. 1.5-story, multiple bays, novelty siding, gable roof (NC due to recent construction).

464. 3558 Kearney NC. 1-story, 3-bay, vinyl siding Minimal Traditional house built in 1930 with alterations ca. 1965. Gable roof with box cornice, asphalt shingles, and interior central chimney. Windows are 8/8 and 6/6 double-hung. Partial-width undercut porch with a gable roof and added wrought iron supports. Entrance is off center with a slab door.

465. 3561 Kearney C. 1-story, 3-bay, vinyl & asbestos siding Minimal Traditional house built in 1930. Gable roof with box cornice, asphalt shingles, and interior central chimney. Windows are 1/1 double-hung. Half-width porch with shed roof and wrought iron supports. Entrance is center with a 3-light Colonial Revival door. Attached carport with shed roof supported by wrought iron.

466. 3564 Kearney C. 1-story, 3-bay, vinyl siding Minimal Traditional house built in 1940. Gable roof with box cornice, asphalt shingles, and chimney. Windows are 8/8 and 6/6 double-hung. Partial-width undercut porch with gable roof and plain post supports. Entrance is offset with a non-visible door.

Garage. 1-story, 1-bay, novelty siding, gable roof. (C).

467. 3565 Kearney NC. 1-story, 2-bay, vinyl siding Minimal Traditional house built in 1933 and altered ca. 1990. Gable roof with box cornice, asphalt shingles, and chimney. Replacement windows are 1/1 single-hung. Entrance is off center with a replacement paneled door, single-light sidelights, and fanlight.

468. 3568 Kearney C. 1-story, 3-bay, aluminum siding Minimal Traditional house built in 1940. Gable roof with box cornice, asphalt shingles, and interior central chimney. Windows are 8/8 and 6/6 double-hung.

United States Department of the Interior
National Park Service

National Register of Historic Places Continuation Sheet

Section number 7 Page 74 Normal Station Historic District Shelby County, Tennessee

One-bay porch with a gable roof and wrought iron supports. Entrance is off center with a 6-panel Colonial Revival door.

Garage. 1-story, 1-bay, novelty siding, gable roof (C).

469. 3571 Kearney NC. 1-story, 2-bay, vinyl siding Minimal Traditional house built in 1930 and altered ca. 1980s. Gable roof with box cornice, asphalt shingles, and interior central chimney. Windows are 6/6 double-hung. Entrance is off center with a 6-panel Colonial Revival door.

Garage. 1-story, 2-bay, novelty siding, gable roof (C).

470. 3574 Kearney C. 1-story, 4-bay permastone veneer and aluminum siding Minimal Traditional house built in 1938. Gable roof with box cornice and asphalt shingles. Windows are 6/6 double-hung. Entrance is off center with a 6-panel Colonial Revival door and entry hood.

471. 3575 Kearney NC. 1-story, 3-bay, vinyl siding Minimal traditional house built in 1930. Gable roof with flush eaves, asphalt shingles, and interior central chimney. Windows are 1/1 double-hung. One-bay central porch with a gable roof and wrought iron supports and added shed roof porch with hip roof porte-cochere. Entrance is center with a 3-light Craftsman cottage door.

472. 3578 Kearney C. 1-story, 4-bay, aluminum siding Minimal Traditional house built in 1940. Gable roof with box cornice, asphalt shingles, and interior central chimney. Windows are 8/8 and 6/6 double-hung. Entrance is off center with a 6-panel Colonial Revival door.

473. 3579 Kearney C. 1-story, 3-bay, asbestos siding Minimal Traditional house built in 1932. Gable roof with box cornice, asphalt shingles, and interior central chimney. Windows are 6/6 double-hung. One-bay central porch with a gable roof and box columns. Entrance is center with a 6-panel Colonial Revival door.

474. 3584 Kearney C. 1-story, 4-bay, vinyl siding Minimal Traditional house built in ca. 1950. Gable roof with flush eaves, asphalt shingles, and interior central chimney. Windows are 6/6 double-hung. Partial-width porch with a hip roof and wrought iron supports. Entrance is off center with a 6-panel Colonial Revival door.

Garage. 1-story, 1-bay, novelty siding, gable roof. (C).

475. 3585 Kearney C. 1-story, 4-bay, permastone veneer Minimal Traditional house built in 1940. Gable roof with flush eaves, asphalt shingles, and interior central chimney. Windows are 8/8 double-hung. Central porch with a gable roof and wrought iron supports. Entrance is center with a louvered door.

Garage. 1-story, 1-bay, novelty siding, gable roof. (C).

United States Department of the Interior
National Park Service

National Register of Historic Places Continuation Sheet

Section number 7 Page 75 Normal Station Historic District Shelby County, Tennessee

476. 3588 Kearney C. 1-story, 4-bay, weatherboard siding cape cottage with Minimal Traditional influence built in 1938. Gable roof with box cornice and asphalt shingles. Windows are paired Craftsman 3/1 double-hung. Entrance is center with a 6-panel Colonial Revival door with pilaster surround, broken pediment, and finial.

Garage. 1-story, 2-bay, weatherboard siding, gable roof (C).

477. 3591 Kearney C. 1-story, 4-bay, aluminum siding Minimal Traditional house built in 1941. Gable roof with flush eaves, asphalt shingles, and interior chimney. Windows are 8/8 double-hung. Partial-width porch with a shed roof and plain post supports. Entrance is off center with a multi-light Colonial Revival door.

Garage. 1-story, 1-bay, novelty siding, gable roof (C).

478. 3594 Kearney C. 1-story, 4-bay, aluminum siding Minimal Traditional house built in 1939. Gable roof with flush eaves, asphalt shingles, and chimney. Windows are 8/8 and 6/6 double-hung. One-bay porch is original with a gable roof and plain post supports. Entrance is off center with a multi-light Colonial Revival door.

Garage. 1-story, 1-bay, novelty siding, gable roof (C).

479. 3598 Kearney C. 1-story, 5bay, brick veneer and novelty siding Minimal Traditional house built in 1950. Gable roof with fascia board, hip roof dormer with paired 6/6 double-hung sashes, asphalt shingles, and chimney. Windows are 6/6 and single-light stationary flanked by 4/4 double-hung. One-bay porch with a gable roof and wrought iron supports. Entrance is off center with a multi-light Colonial Revival door.

480. 3599 Kearney NC. 1-story, 3-bay, brick veneer bungalow built in 1920 and altered in 1965. Gable with flush eaves, asphalt shingles, and chimney. Windows are 1/1 double-hung. Full-width porch and porte-cochere with a truncated hip roof and wrought iron supports. Entrance is off center with non-visible door.

481. 3603 Kearney NC. 1-story, 3-bay, weatherboard siding bungalow built in 1920 and altered at an unknown date. Gable roof with box cornice, asphalt shingles, and chimney. Windows are replacement 1/1 double-hung. Partial porch enclosure and three-quarter-length gable roof porch and porte-cochere with plain post support.

482. 3604 Kearney NC. 1-story, 3-bay, brick veneer Modernist Massed Ranch house built in 1959. Hip roof with box cornice, asphalt shingles, and interior central chimney. Windows are 2/2 double-hung. Partial-width undercut porch. Entrance is offset with a non-visible door.

United States Department of the Interior
National Park Service

National Register of Historic Places Continuation Sheet

Section number 7 Page 76 Normal Station Historic District Shelby County, Tennessee

Garage. 1-bay, novelty siding, gable roof (NC).

483. 3607 Kearney C. 1-story, 3-bay, vinyl siding Colonial Revival bungalow built in ca. 1925. Gable-front roof with box cornice, asphalt shingles, and interior central chimney. Windows are 3/1 double-hung. Three-quarter length porch with a hip roof and wrought iron supports. Entrance is off center with a 6-panel Colonial Revival door.

Garage. 1-story, 1-bay, novelty siding, gable roof with exposed rafter tails (C).

484. 3610 Kearney C. 1-story, 4-bay, aluminum siding Minimal Traditional house built in 1940. Gable roof with fascia board and asphalt shingles. Windows are 8/8 double-hung. One-bay porch with a gable-front roof and wrought iron supports. Entrance is off center with a 4-light Colonial Revival door.

Garage. 1-bay, novelty siding, gable roof (C).

485. 3611 Kearney C. 1-story, 3-bay, weatherboard siding Minimal Traditional house built in 1930. Gable-front roof with exposed rafter tails, asphalt shingles, and interior central chimney. Windows are 1/1 double-hung. Full-width porch with a hip roof and plain post supports and spindled balustrade. Entrance is center with a replacement 6-panel Colonial Revival door.

Garage. 1-story, 1-bay, novelty siding, gable roof (C).

486. 3618 Kearney C. 1-story, 4-bay, novelty siding Minimal Traditional house built in 1939. Gable roof with flush eaves and asphalt shingles. Windows are 6/6 double-hung. Entrance is off center with a multi-light Colonial Revival door with pilaster and lintel surround.

Carport. 1-story, 1-bay, novelty siding, shed roof (NC).

487. 3619 Kearney NC. 1-story, 3-bay, masonite siding Minimal Traditional house built in 1920 and altered in 2004 with ongoing renovations. Gable roof with box cornice, asphalt shingles, and interior central chimney. Windows are 1/1 double-hung. Partial-width porch with a gable-front roof and plain post supports. Entrance is center with a multi-light Colonial Revival door.

488. 3622/3624 Kearney C. 1-story, 5-bay, vinyl siding and brick veneer Minimal Traditional duplex built in 1942. Gable roof with fascia board, asphalt shingles, and interior central chimney. Windows are 1/1 double-hung. Three-quarter length porch with a gable-front roof and wrought iron supports. Entrance is center with a 2-light Colonial Revival door.

Garage. 1-story, 1-bay, masonite siding, gable roof (NC due to recent construction).

United States Department of the Interior
National Park Service

National Register of Historic Places Continuation Sheet

Section number 7 Page 77 Normal Station Historic District Shelby County, Tennessee

489. 3625 Kearney C. 1-story, 3-bay, masonite siding cape cottage with Minimal Traditional influence built in 1920. Gable roof with flush eaves, asphalt shingles, and interior central chimney. Windows are 6/6 double-hung. Entrance is center with a 6-panel Colonial Revival door.

490. 3629 Kearney C. 1-story, 4-bay, aluminum siding Minimal Traditional house built in 1930. Gable roof with box cornice, asphalt shingles, and interior central chimney. Windows are original, 1/1 double-hung. One-bay central porch with a gable-front roof and wrought iron supports. Entrance is center with single-light Colonial Revival door. Side porch enclosed ca. 1950s.

491. 3634 Kearney C. 1-story, 4-bay, vinyl siding Minimal Traditional house built in 1948. Gable roof with fascia board, asphalt shingles, and interior central chimney. Windows are 6/6 double-hung. Partial-width undercut porch with a gable roof and wrought iron supports. Entrance is offset entry with a 2-light Colonial Revival door.

Carport. 1-story, 1-bay, novelty siding, flat roof (NC).

492. 3635 Kearney C. 1-story, 3-bay, brick veneer cape cottage with Minimal Traditional influence built in 1947. Gable roof with flush eaves, asphalt shingles, and interior central chimney. Windows are 1/1 double-hung. Entrance is center with a 6-panel Colonial Revival door. Attached added single-bay shed roof carport with brick pier support.

493. 3638 Kearney C. 1-story, 3-bay, vinyl siding cape cottage with Minimal Traditional influence built in 1950. Gable with fascia board, asphalt shingles, and chimney. Windows are 6/6 double-hung. Half-width gable-front roof porch with wrought iron supports. Entrance is off center with a 2-light Colonial Revival door.

494. 3639 Kearney C. 1-story, 4-bay, brick veneer Minimal Traditional house built in 1948. Gable roof with flush eaves, asphalt shingles, and interior central chimney. Windows are 6/6 double-hung. Partial-width porch with a shed roof and brick pier supports. Entrance is center with a multi-light Colonial Revival door. Attached added shed roof single-bay carport with brick pier support.

495. 3644/3646 Kearney C. 1-story, 3-bay, weatherboard and asbestos siding cape cottage duplex with Minimal Traditional influence built in 1940. Gable roof with fascia board, asphalt shingles, and chimney. Windows are 6/6 double-hung. Entrance is center and recessed with a slab door.

496. 3645/3647 Kearney NC. 2-story, 4-bay, synthetic siding and brick veneer Modernist Contemporary townhouse duplex built in 1986. Gable roof with box cornice, asphalt shingles, and chimney. Windows are 6/6 single-hung. Entrances are off center with paneled doors.

United States Department of the Interior
National Park Service

National Register of Historic Places Continuation Sheet

Section number 7 Page 79 Normal Station Historic District Shelby County, Tennessee

Garage. 1-story, 2-bay including single-light cottage door, vinyl siding, gable roof (NC due to enclosure and addition of side carport and rear garage addition).

504. 3672 Kearney C. 1-story, 3-bay, weatherboard siding Colonial Revival bungalow built in ca. 1925. Complex gable roof with box cornice, asphalt shingles, and chimney. Windows are paired 1/1 double-hung. Three-quarter length porch with a gable roof supported by box piers and spindled balustrade. Entrance is offset with a non-visible door.

505. 3673 Kearney C. 1-story, 3-bay, weatherboard siding Craftsman bungalow built in ca. 1925. Clipped-gable roof with box cornice, asphalt shingles, and interior chimney. Windows are 1/1 double-hung. Entrance is off center with a non-visible door.

506. 3675 Kearney C. 1-story, 3-bay brick veneer Minimal Traditional house built in 1947. Gable roof with gable-front "L," fanlight attic window, fascia board, asphalt shingles, and interior end chimney. Windows are 6/6 double-hung and single-light stationary flanked by 4/4 double-hung. Three-quarter length porch with a hip roof and wrought iron supports. Entrance is off center with a replacement 3-light door.

Carport. 1-story, 1-bay, novelty siding, gable roof (NC).

507. 3676 Kearney C. 1-story, 4-bay, weatherboard siding Colonial Revival bungalow built in ca. 1925. Gable roof with fascia board, asphalt shingles, and interior central chimney. Windows are paired 6/1 double-hung. Three-quarter length porch with a gable roof and wrought iron supports. Entrance is off center with a replacement 3-panel and slab door. Attached carport with wrought iron support.

Garage. 1-story, 2-bay, novelty siding, gable roof (C).

508. 3679 Kearney C. 1-story, 4-bay, weatherboard siding Craftsman bungalow built in 1929. Gable roof with exposed rafter tails, asphalt shingles, and interior central chimney. Windows are 1/1 double-hung. Half-width porch with a gable roof and box columns. Entrance is off center with a multi-light French door.

Garage. 1-story, 1-bay, vertical board siding, gable roof (NC due to newer construction).

509. 3680/3682 Kearney C. 1-story, 4-bay, asbestos siding Colonial Revival bungalow duplex built in 1950. Complex hip roof with box cornice, asphalt shingles, and interior central chimney. Windows are 1/1 double-hung. Full-width porch with a truncated hip roof and box columns. Entrances are off center with a single-light cottage door.

510. 3685 Kearney NC. 1-story, 3-bay, vinyl siding gable-front Minimal Traditional house built in 2003. Gable-front roof with box cornice and asphalt shingles. Windows are multi-light stationary. Entrance is center with a 6-panel Colonial Revival door.

United States Department of the Interior
National Park Service

National Register of Historic Places Continuation Sheet

Section number 7 Page 80 Normal Station Historic District Shelby County, Tennessee

511. 3686 Kearney NC. 1-story, 3-bay, vinyl siding Colonial Revival bungalow built in 1922 and altered ca. 1960s with replacement windows. Gable roof with fascia board, asphalt shingles, and interior central chimney. Windows are single-light stationary. Three-quarter length porch has a gable roof and plain post supports. Entrance is offset entry with non visible door.

512. 3689 Kearney C. 1-story, 3-bay, masonite siding cape cottage with Minimal Traditional influence built in 1932. Gable roof with box cornice, asphalt shingles, and interior central chimney. Windows are 1/1 double-hung. Three-quarter length porch with a shed roof and wrought iron supports. Entrance is off center with a 6-panel Colonial Revival door.

Garage. 1-story, 1-bay, novelty siding, gable roof (C).

513. 3692 Kearney C. 1-story, 3-bay, vinyl siding Colonial Revival bungalow built in ca. 1925. Gable roof with box cornice, asphalt shingles, and interior chimney. Windows are Craftsman 3/1 double-hung and a 3-light attic hopper. Partial-width uncut porch with a gable roof and wrought iron supports. Entrance is offset with a 3-light Craftsman cottage door.

Garage. 1-story, 1-bay, novelty siding, gable roof (C).

514. 3698 Kearney C. 1-story, 3-bay, novelty siding Minimal Traditional house built in 1948. Gable roof with fascia board, asphalt shingles, and interior central chimney. Windows are 6/6 double-hung. Entrance is off center with a multi-light Colonial Revival door.

Garage. 1-story, 1-bay, novelty siding, gable roof (C).

515. 3701 Kearney C. 1-story, 2-bay, asbestos siding bungalow built in 1930. Gable roof with fascia board with exposed rafter tails, asphalt shingles, and interior chimney. Windows are 1/1 double-hung. Partial-width undercut porch with a gable roof and wrought iron supports. Entrance is offset with a non-visible door.

Garage. 1-story, 1-bay, weatherboard siding, gable roof (C).

516. 3704 Kearney C. 1-story, 2-bay, aluminum siding Colonial Revival bungalow built in ca. 1925. Gable roof with exposed rafter tails, asphalt shingles, and interior central chimney. Windows are 1/1 double-hung. Partial-width undercut porch with a gable roof and box column supports. Entrance is offset with a non-visible door.

Garage. 1-story, 1-bay, novelty siding, gable roof (C).

United States Department of the Interior
National Park Service

National Register of Historic Places Continuation Sheet

Section number 7 Page 81 Normal Station Historic District Shelby County, Tennessee

517. 3705 Kearney C. 1-story, 4-bay, vinyl siding Minimal Traditional house built in 1951. Gable roof with fascia board, asphalt shingles, and interior central chimney. Windows are 6/6 double-hung. Partial-width undercut porch with a gable roof and wrought iron supports and side screened porch with hip roof. Entrance is offset with a non-visible door.
518. 3708 Kearney C. 1-story, 2-bay, asbestos siding Colonial Revival bungalow built in 1917. Gable roof with exposed rafter tails, asphalt shingles, and interior central chimney. Windows are 1/1 double-hung. Full-width porch with a truncated hip roof and stone pier supports. Entrance is off center with a single-light French door with matching sidelights.
519. 3714/3716 Kearney NC. 1-story, 3-bay, brick veneer massed Ranch house duplex built in 1960. Hip roof with box cornice, asphalt shingles, and chimney. Windows are 2/2 single-hung. Partial-width porch with a hip roof and wrought iron supports. Entrance is off center with a slab door.
520. 3724 Kearney C. 1-story, 4-bay, aluminum siding Minimal Traditional house built in 1941. Gable roof with box cornice and return, asphalt shingles, and interior central chimney. Windows are 6/6 double-hung. One-bay porch with a gable roof and wrought iron supports. Entrance is off center with a 6-panel Colonial Revival door.
521. 3730 Kearney C. 1-story, 4-bay, asbestos siding and permastone veneer Minimal Traditional house built in 1940. Gable roof with flush eaves, asphalt shingles, and interior central chimney. Windows are 8/8 and 6/6 double-hung. Partial-width porch with a shed roof and wrought iron supports. Entrance is off center with a 6-panel Colonial Revival door.
522. 3734 Kearney C. 1-story, 3-bay, asbestos and novelty siding Minimal Traditional house built in 1940. Gable roof with box cornice and return, asphalt shingles, and interior chimney. Windows are 8/8 double-hung. Partial-width undercut porch with a gable roof and plain post supports. Entrance is offset with a non-visible door.
- Garage. 1-story, 1-bay, asbestos siding, gable roof (C).
523. 3735 Kearney C. 1-story, 4-bay, weatherboard siding cape cottage with Minimal Traditional influence built in 1918. Gable roof with exposed rafter tails, asphalt shingles, and chimney. Windows are 1/1 double-hung. Partial-width porch with a gable roof and plain post supports. Entrance is off center with a non-visible door.
524. 3740 Kearney C. 1-story, 4-bay, aluminum siding Minimal Traditional house built in 1939. Gable roof with flush eaves, asphalt shingles, and interior central chimney. Windows are 8/8 double-hung. Entrance is center with a 6-panel Colonial Revival door and entry hood.

United States Department of the Interior
National Park Service

National Register of Historic Places Continuation Sheet

Section number 7 Page 82 Normal Station Historic District Shelby County, Tennessee

525. 3741 Kearney C. 1-story, 4-bay, weatherboard siding cape cottage with Minimal Traditional influence built in 1951. Gable roof with box cornice, asphalt shingles, and interior central chimney. Windows are 1/1 double-hung. Entrance is center with a louvered door with half-length multi-light sidelights.

Garage. 1-story, 1-bay, weatherboard siding, gable roof (C).

526. 3744 Kearney C. 1-story, 3-bay, novelty siding Minimal Traditional house built in 1940. Gable roof with flush eaves and asphalt shingles. Windows are 8/8 double-hung. One-bay porch with a shed roof and plain post supports. Entrance is off center with a 6-panel Colonial Revival door.

527. 3750 Kearney C. 1-story, 3-bay, novelty siding Minimal Traditional house built in 1941. Gable roof with flush eaves, asphalt shingles, and interior central chimney. Windows are 8/8 double-hung. One-bay porch with a gable roof and wrought iron supports. Entrance is off center with a 2-light Colonial Revival door.

Garage. 1-story, 1-bay, novelty siding, gable roof (C).

528. 3751 Kearney C. 1-story, 3-bay, asbestos siding and brick veneer Colonial Revival bungalow built in 1928. Gable roof with fascia board, exposed rafter tails, asphalt shingles, and interior central chimney. Windows are 1/1 double-hung. Partial-width porch with a gable roof and brick pier supports. Entrance is off center with a multi-light Colonial Revival cottage door.

529. 3754 Kearney C. 1-story, 3-bay, asbestos siding cape cottage with Minimal Traditional influence built in 1940. Gable roof with box cornice, asphalt shingles, and chimney. Windows are 8/8 double-hung and 2/2 single-hung at enclosed side porch. One-bay porch with a gable roof and wrought iron supports. Entrance is off center with a 6-panel Colonial Revival door.

530. 3757 Kearney C. 1-story, 4-bay, aluminum siding and stone veneer Minimal Traditional duplex built in 1945. Gable roof with flush eaves, asphalt shingles, and interior chimney. Windows are 6/6 double-hung. Partial-width porch with a gable roof and stone pier supports. Entrances are center 6-panel Colonial Revival doors.

Garage. 1-story, 2-bay, novelty siding, hip roof (C).

531. 3760 Kearney C. 1-story, 4-bay, vinyl siding cape cottage with Minimal Traditional influence built in 1940. Gable roof with box cornice, asphalt shingles, and interior central chimney. Windows are 6/6 double-hung. One-bay porch with a shed roof and wrought iron supports. Entrance is center with a non-visible door.

United States Department of the Interior
National Park Service

National Register of Historic Places Continuation Sheet

Section number 7 Page 83 Normal Station Historic District Shelby County, Tennessee

532. 3764 Kearney C. 1-story, 3-bay, novelty siding cape cottage with Minimal Traditional influence built in 1940. Gable roof with flush eaves, asphalt shingles, and chimney. Windows are 8/8 double-hung. Partial-width porch with a gable-front roof and wrought iron supports. Entrance is center with a 6-panel Colonial Revival door.

533. 3765 Kearney C. 1-story, 4-bay, asbestos siding Minimal Traditional house built in 1945. Gable roof with flush eaves, asphalt shingles, and chimney. Windows are 6/6 double-hung. One-bay porch with a gable roof and wrought iron supports. Entrance is off center with a non-visible door.

Garage. 1-story, 1-bay, novelty siding, gable roof (C).

534. 3770 Kearney C. 1-story, 4-bay, wood shingle Minimal Traditional house built in 1941. Gable roof with flush eaves, asphalt shingles, and interior central chimney. Windows are 6/6 double-hung. Entrance is off center with an entry hood and non-visible door.

Garage. 1-story, 1-bay, novelty siding, gable roof (C).

535. 3771 Kearney NC. 1-story, 1-bay, vinyl siding and brick veneer Minimal Traditional house built in 1950 and altered facade addition at an unknown date. Gable roof with flush eaves, asphalt shingles, and chimney. Windows are 6/6 double-hung. Entrance is offset with a non-visible door.

536. 3774 Kearney C. 1-story, 3-bay, vinyl siding cape cottage with Minimal Traditional influence built in 1937. Gable roof with flush eaves, asphalt shingles, and exterior chimney. Windows are 1/1 double-hung. One-bay central porch with a gable roof and kneebrace supports. Entrance is center with a 6-panel Colonial Revival door.

Garage. 1-story, 1-bay, vertical board siding, gable roof (NC due to age).

537. 3775 Kearney C. 1-story, 3-bay, brick veneer Minimal Traditional house built in 1954. Gable roof with box cornice, asphalt shingles, and interior chimney. Windows are 6/6 double-hung. Partial-width porch with a gable roof and wrought iron supports. Entrance is offset with a non-visible door.

Garage. 1-story, 1-bay, novelty siding, gable roof with exposed rafter tails (C).

538. 3780 Kearney C. 1-story, 3-bay, novelty siding cape cottage with Minimal Traditional influence built in 1939. Gable roof with flush eaves, asphalt shingles, and interior central chimney. Windows are 8/8 double-hung. Entrance is center with a multi-light Craftsman cottage door with gable roof entry hood supported by brackets.

Garage. 1-story, 2-bay, novelty siding, gable roof (C).

United States Department of the Interior
National Park Service

National Register of Historic Places Continuation Sheet

Section number 7 Page 84 Normal Station Historic District Shelby County, Tennessee

539. 3781 Kearney C. 1-story, 4-bay, vinyl siding Minimal Traditional house built in 1945. Gable roof with box cornice, asphalt shingles, and interior central chimney. Windows are 1/1 double-hung. Partial-width porch with a gable roof and porte-cochere supported by brick piers. Entrance is off center with a 2-light Colonial Revival door.

540. 3784 Kearney C. 1-story, 3-bay, novelty siding Minimal Traditional house built in 1942. Gable roof with flush eaves, asphalt shingles, and interior central chimney. Windows are 8/8 double-hung. Partial-width undercut porch with a gable roof and wrought iron supports. Entrance is off center with a 6-panel Colonial Revival door.

Garage. 1-story, 1-bay, weatherboard siding, gable roof (C).

541. 3785 Kearney NC. 1-story, 3-bay, vinyl siding Minimal Traditional house built in 1935 and altered with picture window addition at unknown date. Gable roof with box cornice, asphalt shingles, and chimney. Windows are 1/1 double-hung. Partial-width porch with a gable roof and plain post supports. Entrance is center with a ca. 1960s 3-light slab door.

542. 3790 Kearney C. 1-story, 4-bay, vinyl siding Minimal Traditional house built in 1941. Gable roof with flush eaves, asphalt shingles, and interior central chimney. Windows are 6/6 double-hung. Partial-width undercut porch with a gable roof and wrought iron supports. Entrance is off center with a multi-light Colonial Revival cottage door; multi-light French double doors at possible enclosed single car garage.

543. 3793 Kearney NC. 1-story, 4-bay, aluminum siding Minimal Traditional house built in 1945 and altered with sideporch enclosure at an unknown date. Gable roof with flush eaves, asphalt shingles, and exterior end chimney. Windows are 1/1 double-hung. Entrance is center with non-visible door.

Garage. 1-story, 1-bay, weatherboard siding, gable roof (C).

544. 3794 Kearney C. 1-story, 3-bay, weatherboard siding Craftsman bungalow built in ca.1925. Truncated-hip roof with fascia board, shed roof attic dormer, exposed rafter tails, asphalt shingles, and exterior chimney. Windows are 6/6 double-hung. Full-width porch with a shed roof and box columns. Entrance is center with a replacement multi-light fanlight Colonial Revival door.

Garage. 1-story, 1-bay, novelty siding, gable roof (C).

545. 3797 Kearney C. 1-story, 3-bay, weatherboard siding cape cottage with Minimal Traditional influence built in 1945. Gable roof with box cornice, asphalt shingles, and chimney. Windows are 1/1 double-hung. Partial-width porch with a gable roof and classical column supports. Entrance is off center with a multi-light fanlight Colonial Revival door.

United States Department of the Interior
National Park Service

National Register of Historic Places Continuation Sheet

Section number 7 Page 85 Normal Station Historic District Shelby County, Tennessee

546. 3800 Kearney NC. 1-story, 3-bay, vinyl siding Colonial Revival bungalow built in ca. 1925 and altered ca. 2000 with overall renovation and an added 2-story rear addition. Gable roof with box cornice, round arch louvered attic vents, asphalt shingles, and chimney. Windows are 1/1 double-hung. Full-width porch with gable-front and truncated-hip roof and replacement turned post supports. Entrance is off center with a multi-light Colonial Revival cottage door with added fluted pilasters and dentilled cornice.

Garage. 1-story, no visible bays, weatherboard siding, gable roof (NC).

547. 3803 Kearney C. 1-story, 3-bay, aluminum siding Minimal Traditional house built in 1923. Gable roof with flush eaves, asphalt shingles, and interior chimney. Windows are 1/1 double-hung. Full-width porch with a hip roof supported by box columns atop brick piers. Entrance is off center with a non-visible door.

Garage. 1-story, 1-bay, asphalt shingles, gable roof (C).

548. 3806 Kearney C. 1-story, 3-bay, aluminum siding bungalow built in ca. 1925. Hip roof with box cornice, asphalt shingles, and chimney. Windows 1/1 double-hung. Full-width porch with a truncated-hip roof, hip roof attic dormer featuring 4-light windows, and wrought iron supports. Entrance is center with a non-visible door.

549. 3807/3809 Kearney NC. 1-story, 4-bay, vertical board siding and brick veneer Modernist Massed Ranch duplex built in 1968. Gable roof with flush eaves, asphalt shingles, and chimney. Windows are 1/1 double-hung. Full-width porch with a gable roof and metal poles supports. Entrance is off center with a slab door.

550. 3810/3812 Kearney C. 1-story, 6-bay, brick veneer Minimal Traditional duplex built in 1950. Gable roof with flush eaves, asphalt shingles, and interior central chimney. Windows are Craftsman 3/1 double-hung. Entrances are off center with a 2-panel and 4-light Colonial Revival door topped by a metal shed roof entry hood.

Utility building. 1-story, 2-bay, board siding, gable roof (NC due to age).

551. 3828 Kearney NC. 1-story, 7-bay, brick veneer Traditional Ranch house with Colonial Revival influence built in 1972. Gable roof with box cornice, asphalt shingles, and chimney. Windows are 6/6 double-hung. One-bay porch with a shed roof and turned post supports. Entrance is off center with a slab door.

552. 3834/3836 Kearney NC. 2-story, 3-bay, asbestos siding duplex built in 1920 and altered with significant additions at unknown dates. Gable roof with box cornice, asphalt shingles, and chimney.

United States Department of the Interior
National Park Service

National Register of Historic Places Continuation Sheet

Section number 7 Page 86 Normal Station Historic District Shelby County, Tennessee

Windows are 2/2 single-hung. Partial-width gable roof porch supported by wrought iron. Entrances are off center with 3-light doors.

553. 3837 Kearney C. 1-story, 3-bay, asbestos siding cape cottage with Minimal Traditional influence built in 1937. Gable roof with box cornice, asphalt shingles, and chimney. Windows are 1/1 double-hung. Partial-width porch with a gable roof and wrought iron supports. Entrance is center with a 3-light Craftsman cottage door. Attached 1-story, 1-bay, asbestos siding, gable roof carport of later age.

554. 3838 Kearney C. 1-story, 3-bay, weatherboard siding and brick veneer Minimal Traditional house built in 1945. Gable roof with flush eaves, asphalt shingles, and interior central chimney. Windows are 8/8 double-hung. One-bay porch with a gable-front roof and plain post supports. Entrance is off center with a multi-light fanlight Colonial Revival door.

555. 3841 Kearney C. 1-story, 3-bay, aluminum and vinyl siding Minimal Traditional house built in 1940. Gable roof with flush eaves, asphalt shingles, and chimney. Windows are Craftsman 3/1 double-hung. Entrance is center with a multi-light French door.

Guesthouse. 3839 Kearney. 1-story, 1-bay, vinyl siding, gable roof (NC due to age).

556. 3842 Kearney NC. 1-story, 3-bay, brick veneer Minimal Traditional house built in 1944. Gable roof with flush eaves, asphalt shingles, and chimney. Windows are 8/8 double-hung. One-bay porch with a gable roof and plain post supports. Entrance is off center with a replacement multi-paneled door.

557. 3845 Kearney C. 1-story, 3-bay, brick veneer and vinyl siding Minimal Traditional house built in 1937. Gable roof with box cornice, asphalt shingles, and chimney. Windows are 3/1 double-hung. Partial-width porch with a gable roof and plain post supports. Entrance is center with a replacement single-light fanlight door.

558. 3848 Kearney C. 1-story, 3-bay, novelty siding cape cottage with Minimal Traditional influence built in 1944. Gable roof with flush eaves, asphalt shingles, and interior central chimney. Windows are 1/1 double-hung. One-bay central porch with a gable roof and plain post supports. Entrance is center with a 6-panel Colonial Revival door.

Garage. 1-story, 1-bay, novelty siding, gable roof (C).

559. 3851 Kearney C. 1-story, 3-bay, brick veneer Minimal Traditional house built in 1947. Gable roof with box cornice, asphalt shingles, and interior chimney. Windows are 8/8 double-hung with decorative geometric pattern cast concrete lintel. Partial-width porch with a shed roof and classical columns supports. Entrance is off center with a replacement multi-light French door.

United States Department of the Interior
National Park Service

National Register of Historic Places Continuation Sheet

Section number 7 Page 87 Normal Station Historic District Shelby County, Tennessee

Garage. 1-story, 2-bay, aluminum siding, gable roof. (C).

560. 3854 Kearney C. 1-story, 3-bay, brick veneer Minimal Traditional house built in 1945. Gable roof with flush eaves, asphalt shingles, and interior central chimney. Windows are 8/8 double-hung with decorative geometric pattern cast concrete lintel. One-bay porch with a gable roof and wrought iron supports. Entrance is off center with a 6-panel Colonial Revival door.

561. 3855 Kearney C. 1-story, 3-bay, weatherboard siding and brick veneer Minimal Traditional house built in 1945. Gable roof with flush eaves, asphalt shingles, and chimney. Windows are 8/8 double-hung with decorative geometric pattern cast concrete lintel. Partial-width porch with a gable roof and wrought iron supports. Entrance is center with a 6-panel Colonial Revival door.

Garage. 1-story, 1-bay, vertical board siding, gable roof (NC due to age).

562. 3858 Kearney C. 1-story, 3-bay, brick veneer Minimal Traditional house built in 1945. Gable roof with flush eaves, asphalt shingles, and chimney. Windows are 8/8 double-hung with decorative geometric pattern cast concrete lintel. One-bay porch with a shed roof and box column supports. Entrance is off center with a multi-light fanlight Colonial Revival door.

563. 3861 Kearney C. 1-story, 3-bay, asbestos siding and brick veneer Minimal Traditional house built in 1945. Gable roof with flush eaves, asphalt shingles, and interior chimney. Windows are 8/8 double-hung. Partial-width porch with a gable roof and wrought iron supports. Entrance is center with a 6-panel Colonial Revival door.

Garage. 1-story, no bay, masonite siding, gable roof (NC due to enclosure).

564. 3862 Kearney NC. 2-story, 3-bay, brick veneer and weatherboard siding Colonial Revival house built in 1945 and altered with a second story addition ca. 1970s. Gambrel roof with flush eaves, asphalt shingles, and chimney. Windows 8/8 double-hung. One-bay central porch with a gable roof and turned post supports. Entrance is center with a 6-panel Colonial Revival door with full-length single-light sidelights.

Garage. 2-story, 1-bay, weatherboard siding, gambrel roof (NC due to age).

LOEB STREET

565. 572 Loeb C. 1-story, 2-bay, brick veneer Craftsman bungalow built in 1925. Clipped gable roof with exposed rafter tails, asphalt shingles, and interior chimney. Windows are Craftsman 3/1 double-hung. Full-width porch with a double clipped-gable roof and brick pier supports. Entrances are off center with matching multi-light French doors and multi-light sidelights.

United States Department of the Interior
National Park Service

National Register of Historic Places Continuation Sheet

Section number 7 Page 88 Normal Station Historic District Shelby County, Tennessee

566. 573 Loeb C. 1-story, 4-bay, weatherboard siding Colonial Revival bungalow built in 1927. Gable roof with box cornice, asphalt shingles, and interior chimney. Windows are 1/1 double-hung. Partial-width truncated-hip roof porch with classical columns supports. Entrance is off center with a non-visible door.

567. 578 Loeb NC. 1-story, 5-bay, vinyl siding and brick veneer Minimal Traditional house built in 1942 and altered at unknown date with rear addition. Gable roof with box cornice, asphalt shingles, and interior chimney. Windows are 8/8 double-hung. Entrance is off center with a 6-panel Colonial Revival door and shed roof aluminum entry hood.

568. 579 Loeb C. 1-story, 4-bay, novelty siding Minimal Traditional house built in 1946. Gable roof with box cornice, asphalt shingles, and interior chimney. Windows are 6/6 double-hung. One-bay porch with a gable roof and wrought iron supports. Entrance is off center with a non-visible door.

Garage. 1-story, 1-bay, novelty siding, gable roof (C).

569. 582 Loeb C. 1-story, 3-bay, brick veneer Craftsman bungalow built in 1925. Clipped gable roof with exposed rafter tails, asphalt shingles, and interior chimney. Multi-light French double-doors. Full-width porch with a truncated-hip and gable roof, brick pier supports, and enclosed stepped brick balustrade. Attached single-bay porte-cochere with brick pier supports. Entrance is off center with a multi-light French door.

570. 585 Loeb C. 1-story, 4-bay, brick veneer Minimal Traditional house built in 1942. Gable roof with box cornice, asphalt shingles, and interior chimney. Windows are 8/8 double-hung. Partial-width undercut porch with a gable roof and wrought iron supports. Entrance is off center with a 2-light Colonial Revival door.

Garage. 1-story, 1-bay, weatherboard siding, gable roof. (C).

571. 586 Loeb C. 1-story, 2-bay, brick veneer Craftsman bungalow built in 1925. Gable roof with exposed rafter tails, asphalt shingles, and chimney. Windows are 1/1 double-hung. One-bay porch and porte-cochere with a gable roof and brick pier supports. Entrance is off center with a multi-light French door and sidelights.

572. 589 Loeb C. 2-story, 3-bay, vinyl siding Colonial Revival house built in 1927. Gable roof with box cornice, asphalt shingles, and chimney. Windows are 1/1 double-hung. One-bay central porch with a gable roof and box piers. Entrance is center with a 3-light cottage door.

573. 590 Loeb C. 1-story, 2-bay, brick veneer Craftsman bungalow built in 1924. Gable roof with exposed rafter tails, asphalt shingles, and interior chimney. Facade features multi-light double French doors instead of windows. Full-width porch with a gable and hip roof and brick pier supports, enclosed brick balustrade,

United States Department of the Interior
National Park Service

National Register of Historic Places Continuation Sheet

Section number 7 Page 89 Normal Station Historic District Shelby County, Tennessee

and porte-cochere supported by brick piers. Entrance is off center with a multi-light French door and full-length sidelights.

Garage. 1-story, 2-bay, novelty siding, hip roof (C).

574. 593 Loeb C. 1.5-story, 3-bay, brick veneer airplane Craftsman bungalow built in 1927. Clipped gable with box cornice, asphalt shingles, and interior chimney. Windows are 1/1 double-hung in a band of three. Full-width porch and porte-cochere with a truncated-hip and gable roof, tapered brick pier supports, and enclosed brick balustrade. Entrance is off center with a multi-light French door, full-length multi-light sidelights, and multi-light transom.

Garage. 1-story, 2-bay, novelty siding, gable roof (C).

575. 598/600 Loeb C. 1-story, 5-bay, brick veneer, Minimal Traditional duplex built in 1942. Gable roof with gable-front "L," box cornice, asphalt shingles, and interior central chimney. Windows are paired 6/6 double-hung with shed roof aluminum hoods. One-bay shed roof porch with wrought iron supports. Entrance is offset with a non-visible door.

Garage. 1-story, 1-bay, novelty siding, gable roof (C).

576. 605 Loeb C. 1-story, 4-bay, brick veneer Craftsman bungalow duplex built in 1927. Hip roof with hip roof attic dormer, box cornice, asphalt shingles, and interior chimney. Windows are 1/1 double-hung. Full-width porch with a hip roof, wrought iron supports, and enclosed brick balustrade. Central entrances have non-visible doors.

Garage. 1-story, 1-bay, weatherboard siding, gable roof (C).

577. 606 Loeb C. 1-story, 4-bay, brick veneer Minimal Traditional house built in 1940. Gable roof with box cornice, asphalt shingles, and interior chimney. Windows are 1/1 double-hung. One-bay central porch with a gable-front roof and brick pier supports. Entrance is off center with a non-visible door.

Garage. 1-story, 2-bay, board siding, gable roof (NC due to new construction).

578. 611 Loeb C. 1-story, 4-bay, brick veneer Minimal Traditional house built in 1948. Gable roof with box cornice, asphalt shingles, and interior chimney. Windows are 6/6 double-hung. One-bay gable-front roof porch with wrought iron supports. Entrance is off center with a 6-panel Colonial Revival door.

Garage. 1-story, 1-bay, weatherboard siding, gable roof (C).

United States Department of the Interior
National Park Service

National Register of Historic Places Continuation Sheet

Section number 7 Page 90 Normal Station Historic District Shelby County, Tennessee

579. 615 Loeb C. 1-story, 4-bay, brick veneer Minimal Traditional house built in 1948. Gable roof with box cornice, asphalt shingles, and interior chimney. Windows are 8/8 double-hung. Entrance is off center with a Colonial Revival door, fluted pilasters, broken pediment, and finial.

Utility building. 1-story, 1-bay, weatherboard siding, gable roof (NC due to newer construction).

580. 616 Loeb NC. 1-story, 3-bay, asbestos siding cape cottage with Minimal Traditional influence built in 1927 and altered with window and door replacements at unknown dates. Gable roof with box cornice, asphalt shingles, and chimney. Windows are 1/1 double-hung and single-light stationary. Entrance is off center with a replacement 6-panel Colonial Revival door.

581. 621 Loeb NC. 1-story, 3-bay, vinyl siding Craftsman bungalow built in 1927 and altered with porch reconstruction, side addition, and new siding. Gable-front roof with box cornice, asphalt shingles, and chimney. Windows are 2/1 double-hung. Full-width porch with a hip roof, brick pier supports, and added wrought iron. Entrance is off center with a single-light cottage door.

582. 622 Loeb C. 1-story, 3-bay, asbestos siding cottage built in 1922. Gable roof with exposed rafter tails, asphalt shingles, and interior chimney. Windows are 1/1 double-hung. Entrance is off center with a non-visible door with aluminum entry hood.

583. 631 Loeb NC. 1-story, 3-bay, asbestos siding Craftsman bungalow built in 1927 and altered ca.1960 with asbestos siding and new porch columns. Gable roof with box cornice, asphalt shingles, and interior chimney. Windows are 1/1 double-hung. Full-width porch with a truncated-hip roof and wrought iron supports. Entrance is off center with a multi-light cottage door.

Garage. 1-story, 2-bay, asbestos siding, gable roof (NC).

584. 632 Loeb NC. 1-story, 3-bay, brick and vinyl siding veneer Modernist Massed Ranch house built in 1964. Gable-front roof with box cornice, asphalt shingles, and chimney. Windows are 2/2 single-hung. Entrance is off center with a non-visible door. Large gable-front carport attached on front facade.

585. 635/637 Loeb C. 1-story, 4-bay, brick veneer Minimal Traditional duplex built in 1952. Gable-front roof with box cornice, asphalt shingles, and interior chimney. Windows are 2/2 single-hung. Partial-width gable-front roof porch with wrought iron supports. Entrances are off center with 3-light doors.

Garage. 1-story, 1-bay, weatherboard siding, gable roof (C).

586. 636 Loeb NC. 1-story, 4-bay, board & batten siding and brick veneer Minimal Ranch house built in 1955. Gable roof with box cornice, asphalt shingles, and chimney. Windows are 6/6 double-hung. Partial-

United States Department of the Interior
National Park Service

National Register of Historic Places Continuation Sheet

Section number 7 Page 91 Normal Station Historic District Shelby County, Tennessee

width undercut porch with a gable roof and wrought iron supports. Entrance is offset with a slab door. Attached single-bay carport with wrought iron support.

587. 641 Loeb C. 1-story, 3-bay, weatherboard siding Colonial Revival bungalow built in 1927. Hip roof with hip roof dormer, box cornice, asphalt shingles, and chimney. Windows are 1/1 double-hung; some as a band of three. Three-quarter length porch with a hip roof and box columns. Entrance is off center with a 3-light Craftsman cottage door.

588. 642 Loeb C. 1-story, 4-bay, novelty siding Minimal Traditional house built in 1940. Gable roof with box cornice, asphalt shingles, and interior chimney. Windows are 6/6 and 8/8 double-hung. One-bay porch with a gable-front roof and wrought iron supports. Entrance is off center and concealed by a louvered storm door.

Garage. 1-story, 1-bay, novelty siding, gable roof (C).

589. 643/645 Loeb C. 1-story, 4-bay, brick veneer Minimal Traditional duplex built in 1953. Gable-front roof with box cornice, asphalt shingles, and interior chimney. Windows are 2/2 single-hung. Half-width porch with a gable-front roof and wrought iron supports. Entrances are center with 3-light doors.

590. 648 Loeb C. 1-story, 5-bay, weatherboard siding cape cottage with Minimal Traditional influence built in 1942. Gable roof with box cornice, asphalt shingles, and interior chimney. Windows are 6/6 double-hung. Entrance is off center with a 2-light Colonial Revival door. One-story, single-bay, weatherboard siding, gable-front roof garage attached by side-gable roof hyphen.

591. 649 Loeb C. 1-story, 4-bay, brick veneer Minimal Traditional house built in 1943. Gable roof with box cornice, asphalt shingles, and interior chimney. Windows are 6/6 double-hung. Entrance is off center with a 4-light Colonial Revival door.

592. 655 Loeb C. 1-story, 3-bay, brick veneer Minimal Traditional house built in 1941. Gable roof with box cornice, asphalt shingles, and interior central chimney. Windows are 6/6 double-hung. Three-quarter length screened porch with a gable-front roof and box columns. Entrance is off center with a 4-light Colonial Revival door.

Garage. 1-story, 1 large bay, concrete block and novelty siding, gable roof (NC due to possible expansions or newer age of construction).

593. 656 Loeb C. 1-story, 2-bay, asbestos siding Minimal Traditional house built in 1940. Gable roof with gable-front "L," box cornice, asphalt shingles, and chimney. Windows are 6/6 double-hung hung; either in groups or as a bay flanked by 4/4 double-hung. Partial-width shed roof porch with plain post supports. Entrance is offset with a non-visible door.

United States Department of the Interior
National Park Service

National Register of Historic Places Continuation Sheet

Section number 7 Page 92 Normal Station Historic District Shelby County, Tennessee

Garage. 1-story, 1-bay, asbestos siding, gable roof (C).

594. 659 Loeb C. 1-story, 4-bay, brick veneer Minimal Traditional house built in 1942. Gable roof with box cornice, asphalt shingles, and interior chimney. Windows are 6/6 double-. Entrance is off center with a 4-light Colonial Revival door. Infilled side porch ca. 1960.

Garage. 1-story, 2-bay, novelty siding, gable roof (C).

595. 660 Loeb C. 1-story, 3-bay, permastone siding cape cottage with Minimal Traditional influence built in 1941. Gable roof with box cornice, asphalt shingles, and interior chimney. Windows are 6/6 double-hung. Entrance is center with a 4-light Colonial Revival door with gable roof entry hood and brackets. Attached rear garage.

596. 671 Loeb C. 1-story, 2-bay, weatherboard siding Craftsman bungalow built in ca. 1925. Gable-front roof with exposed rafter tails, asphalt shingles, and interior chimney. Windows are 1/1 double-hung. Partial-width porch with a gable-front roof and brick pier supports. Entrance is off center with a multi-light Craftsman cottage door.

Garage. 1-story, 1-bay, weatherboard siding, gable roof (NC due to new construction).

597. 672 Loeb C. 1-story, 3-bay, stucco veneer Craftsman bungalow built in 1922. Clipped gable roof with box cornice, asphalt shingles, and interior chimney. Windows are 6/6 double-hung. Full-width porch with a truncated-hip roof and tapered stucco veneer supports. Entrance is off center with multi-light cottage door. Attached rear carport with wrought iron.

598. 675 Loeb C. 1-story, 3-bay, novelty siding and brick veneer Minimal Traditional house built in 1949. Gable roof with gable-front "L," box cornice, asphalt shingles, and interior chimney. Windows are 8/8 double-hung. Partial-width gable-front roof porch with wrought iron supports. Entrance is off center with a 5-light Colonial Revival door.

Garage. 1-story, 1-bay, novelty siding, gable roof (C).

599. 679 Loeb C. 1-story, 3-bay, stone and brick veneer Minimal Traditional house built in 1948. Gable roof with two gable-front "Ls," 5-light fanlight in gable-end, flush eaves, asphalt shingles, and interior chimney. Windows are 8/8 double-hung. Entrance is off center with a 5-light Colonial Revival door.

Garage. 1-story, 1-bay, novelty siding, gable roof (C).

United States Department of the Interior
National Park Service

National Register of Historic Places Continuation Sheet

Section number 7 Page 93 Normal Station Historic District Shelby County, Tennessee

600. 680 Loeb NC. 1-story, 7-bay, brick veneer Traditional Ranch house with Colonial Revival influence built in 1957. Gable roof with box cornice, asphalt shingles, and chimney. Windows are 6/6 single-hung. Partial-width undercut porch with wrought iron supports. Entrance is offset with a 6-panel Colonial Revival door. Attached single-bay carport with wrought iron.

601. 685/687 Loeb C. 1-story, 7-bay, brick veneer Minimal Traditional duplex built in 1950. Gable roof with box cornice, asphalt shingles, and interior chimney. Windows are 6/6 double-hung. Three-quarter length porch with a gable-front roof and wrought iron supports. Entrances are center with a 3-light Colonial Revival doors.

Utility building. 1-story, 2-bay, weatherboard siding, gable roof (NC due to expansions).

602. 686 Loeb NC. 1-story, 4-bay, stucco veneer and vinyl siding Craftsman bungalow built in 1922 and altered with porch reconstruction and infill as well as rear additions at unknown dates. Gable roof with exposed rafter tails, asphalt shingles, and interior chimney. Windows are 1/1 double-hung. Full-width porch and porte-cochere with a truncated-hip roof and stucco veneer supports. Entrance is off center with a multi-light French door and full-length multi-light sidelights.

603. 693/695 Loeb C. 1-story, 6-bay, novelty siding and brick veneer Minimal Traditional duplex built in 1950. Gable roof with box cornice, asphalt shingles, and interior chimney. Windows are 6/6 double-hung. Three-quarter length porch with a gable-front roof and wrought iron supports. Entrances are center with 3-light doors.

604. 694 Loeb C. 1-story, 4-bay, brick veneer and board siding Minimal Traditional house built in 1940. Gable roof with flush eaves, asphalt shingles, and interior central chimney. Windows are 8/8 double-hung and single-light stationary flanked by 4/4 double-hung. Partial-width undercut porch with a gable roof and plain post supports. Entrance is offset with a non-visible door.

605. 702 Loeb NC. 1-story, 4-bay, brick veneer and weatherboard siding Minimal Traditional house built in 1946 and altered with new facade at an unknown date. Gable roof with box cornice, asphalt shingles, and exterior end chimney. Windows are replacement 6/1 double-hung in bays flanked by 4/4 double-hung. Entrance is off center with a 2-light Colonial Revival door.

606. 705 Loeb C. 1-story, 3-bay, vinyl siding Minimal Traditional house built in 1942. Gable roof with box cornice, asphalt shingles, and interior chimney. Windows are 6/6 and 8/8 double-hung. Partial-width porch with a shed roof and plain post supports. Entrance is off center with a slab door.

Garage. 1-story, 1-bay, novelty siding, gable roof (C).

United States Department of the Interior
National Park Service

National Register of Historic Places Continuation Sheet

Section number 7 Page 94 Normal Station Historic District Shelby County, Tennessee

607. 708 Loeb C. 1-story, 3-bay, brick veneer Modernist Massed Ranch house built in 1942. Multiple hip and gable roofs with box cornice, asphalt shingles, and interior chimney. Windows are 1/1 double-hung with aluminum hoods. Entrance is off center with a non-visible door and flat roof entry hood with brackets.

Garage. 1-story, 2-bay, board siding, gable roof (NC due to age).

608. 709 Loeb C. 1-story, 4-bay, asbestos siding Minimal Traditional house built in 1942. Gable roof with gable-front "L," box cornice, asphalt shingles, and interior chimney. Windows are 1/1 double-hung with aluminum hoods. One-bay side porch with gable roof and turned post supports. Entrance is center with a 6-panel Colonial Revival door and entry hood.

Garage. 1-story, 1-bay, novelty siding with board siding doors, gable roof (C).

609. 716 Loeb C. 1-story, 3-bay, stone veneer and aluminum siding cape cottage with Tudor Revival influence built in 1940. Clipped gable roof with flush eaves, asphalt shingles, and stone facade chimney. Windows are replacement 2/2 single-hung. Entrance is off center and set within an exaggerated Tudor Revival gable-front roof projection with a replacement 3-light door.

610. 720 Loeb NC. 1-story, 3-bay, brick veneer cottage built in 1965. Gable roof with box cornice, asphalt shingles, and chimney. Windows are 12/6 single-hung. Three-quarter length porch with a shed roof and plain post supports. Entrance is off center with a non-visible door.

611. 722 Loeb C. 1-story, 3-bay, brick veneer Colonial Revival bungalow variant built in ca. 1925. Multiple gable roofs with exposed rafter tails, asphalt shingles, and interior central chimney. Windows are 6/1 double-hung; some in pairs. Partial-width undercut porch with a gable-front roof and brick pier supports. Entrance is offset with a full-length multi-light Craftsman door.

612. 725 Loeb NC. 2-story, 3-bay, vinyl siding Colonial Revival house built in 1927 and altered extensively at unknown dates with additions. Gable roof with flush eaves, asphalt shingles, and interior chimney. Windows are 6/6 double-hung. Three-quarter length 2-story porch is new construction with a gable-front roof supported by box columns on the first story and enclosed glass porch on second story. Entrance is center with a 6-panel Colonial Revival door.

613. 729 Loeb C. 1-story, 3-bay, vinyl siding and brick veneer Minimal Traditional house built in 1947. Gable roof with flush eaves, asphalt shingles, and interior central chimney. Windows are 6/6 double-hung. Three-quarter length porch with a gable-front roof and box columns. Entrance is off center with a 2-light Colonial Revival door.

Garage. 1-story, 1-bay, novelty siding, gable roof (NC due to garage bay enclosure with a 6-panel Colonial Revival door).

United States Department of the Interior
National Park Service

National Register of Historic Places Continuation Sheet

Section number 7 Page 95 Normal Station Historic District Shelby County, Tennessee

614. 730/732 Loeb C. 1-story, 3-bay, aluminum siding and brick veneer cape cottage duplex with Minimal Traditional influence built in 1950. Gable roof with fascia board, asphalt shingles, and chimney. Windows are 8/8 double-hung. One-bay central porch with a gable-front roof and box columns. Entrance is center with a non-visible door.

615. 735 Loeb NC. 1-story, 3-bay, vertical board siding and brick veneer cape cottage with Minimal Traditional influence built in 1947 and altered at an unknown date with complete side porch enclosure. Gable roof with flush eaves, asphalt shingles, and interior central chimney. Windows are 6/6 double-hung. Entrance is center with a 4-light Colonial Revival door and entry hood.

616. 736 Loeb C. 1-story, 3-bay, vinyl siding Craftsman bungalow with some Colonial Revival influence built in 1922. Hip roof with hip roof dormer, box cornice, asphalt shingles, and interior central chimney. Windows are Craftsman 3/1 double-hung. Full-width porch with a hip roof and classical column supports. Entrance is off center with a multi-light Colonial Revival cottage door.

617. 739 Loeb NC. 1-story, 4-bay, aluminum siding and brick veneer cape cottage with Minimal Traditional influence built in 1947 and altered ca. 1960s with porch enclosure. Gable roof with box cornice, asphalt shingles, and interior chimney. Windows are 6/6 double-hung. Entrance is off center with a 4-light Colonial Revival door and entry hood.

618. 740 Loeb NC. 1-story, 4-bay, vinyl siding Minimal Traditional house built in 1942 and altered at unknown date. Gable roof with gable-front "L," box cornice and return, asphalt shingles, and interior chimney. Windows are 6/6 and 8/8 double-hung. Partial-width undercut porch and carport with a gable roof and wrought iron supports. Entrance is off center with 6-panel Colonial Revival door.

619. 745 Loeb NC. 1-story, 4-bay, aluminum siding and brick veneer cape cottage with Minimal Traditional influence built in 1947 and altered ca. 1960s with porch enclosure. Gable roof with flush eaves, asphalt shingles, and interior central chimney. Windows are 6/6 double-hung and replacement 1/1 single-hung. Entrance is center with a 4-light Colonial Revival door and entry hood.

620. 746 Loeb C. 1-story, 4-bay, aluminum siding Minimal Traditional house built in 1944. Gable roof with box cornice, asphalt shingles, and interior chimney. Windows are 6/6 and 8/8 double-hung. Entrance is off center with a 6-panel Colonial Revival door and entry hood with brackets.

Garage. 1-story, 1-bay, novelty siding, gable roof (C).

621. 749 Loeb C. 1-story, 4-bay, asbestos siding, vertical board siding, and brick veneer cape cottage with Minimal Traditional influence built in 1947. Gable roof with box cornice, asphalt shingles, and interior

United States Department of the Interior
National Park Service

National Register of Historic Places Continuation Sheet

Section number 7 Page 96 Normal Station Historic District Shelby County, Tennessee

chimney. Windows are 6/6 and 8/8 double-hung. One-bay porch with a gable-front roof and wrought iron supports. Entrance is off center with a 4-light Colonial Revival door.

622. 750 Loeb C. 1-story, 4-bay, vinyl siding cape cottage with Minimal Traditional influence built in 1944. Gable roof with box cornice, asphalt shingles, and interior central chimney. Windows are 8/8 double-hung. One-bay porch with a gable-front roof and wrought iron supports. Entrance is off center with a 6-panel Colonial Revival door.

623. 755 Loeb NC. 1-story, 4-bay, aluminum siding and brick veneer cape cottage with Minimal Traditional influence built in 1947 and altered ca. 1960s with side porch enclosure and carport addition. Gable roof with box cornice, asphalt shingles, and interior central chimney. Windows are 6/6 double-hung. Entrance is center with a non-visible door and entry hood.

624. 756 Loeb C. 1-story, 4-bay, novelty siding Minimal Traditional house built in 1944. Gable roof with gable-front hip roof "L," box cornice, asphalt shingles, and interior central chimney. Windows are 6/6 and 4/4 double-hung. Partial-width undercut porch with wrought iron supports. Entrance is off center with a multi-light Colonial Revival cottage door. Attached single-bay garage.

625. 759 Loeb C. 1-story, 4-bay, vinyl siding and brick veneer cape cottage with Minimal Traditional influence built in 1947. Gable roof with flush eaves, asphalt shingles, and interior central chimney. Windows are 1/1 double-hung. One-bay gable-front roof porch with wrought iron supports. Entrance is center with a 4-light Colonial Revival door and shed roof aluminum canopy.

626. 762 Loeb NC. 1-story, 6-bay, vinyl siding and brick veneer Minimal Traditional house built in 1950 and altered ca. 1965 with 2-car garage addition at front facade and south elevation. Gable roof with 2 gable-front roof dormers, box cornice and return, asphalt shingles, and interior chimney. Windows are 1/1 single-hung. One-bay porch with a gable roof and wrought iron supports. Entrance is off center with a non-visible door.

627. 765 Loeb C. 1-story, 4-bay, vinyl siding and brick veneer cape cottage with Minimal Traditional influence built in 1947. Gable roof with box cornice, asphalt shingles, and interior chimney. Windows are 6/6 double-hung. Entrance is off center with a 4-light Colonial Revival door and entry hood.

Garage. 1-story, 1-bay, vertical board siding, gable roof (NC due to replacement doors and deterioration).

628. 769 Loeb C. 1-story, 4-bay, vinyl siding and brick veneer cape cottage with Minimal Traditional influence built in 1947. Gable roof with flush eaves, asphalt shingles, and interior central chimney. Windows are 6/6 double-hung and 1/1 single-hung at enclosed side porch. Entrance is center with a 5-light Colonial Revival door and entry hood.

United States Department of the Interior
National Park Service

National Register of Historic Places Continuation Sheet

Section number 7 Page 97 Normal Station Historic District Shelby County, Tennessee

Garage. 1-story, 1-bay, weatherboard and vertical board siding, gable roof (C).

629. 775 Loeb C. 1-story, 4-bay, vinyl siding and brick veneer cape cottage with Minimal Traditional influence built in 1947. Gable roof with box cornice, asphalt shingles, and interior central chimney. Windows are 6/6 double-hung. Entrance is center with a 5-light Colonial Revival door and entry hood.

630. 777 Loeb C. 1-story, 3-bay, asbestos and aluminum siding and brick veneer cape cottage with Minimal Traditional influence built in 1947. Gable roof with box cornice, asphalt shingles, and interior central chimney. Windows are 6/6 double-hung. One-bay central porch with a gable roof and wrought iron supports. Entrance is center with a 5-light Colonial Revival door. Attached rear carport.

631. 779 Loeb C. 1-story, 3-bay, wood shake and brick veneer Minimal Traditional house built in 1940. Gable roof with box cornice, asphalt shingles, and exterior end chimney. Windows are paired 6/6 double-hung. Partial-width porch with a gable-front roof and brick pier supports. Entrance is center with a 3-light Craftsman cottage door.

Garage. 1-story, 1-bay, vertical board siding, gable roof (NC due to enclosure of garage bay for single-light cottage door).

632. 790 Loeb NC. 1-story, 4-bay, brick veneer and novelty siding cape cottage with Minimal Traditional influence built in 1941 and altered ca. 2000 with renovation of north elevation and porch enclosure. Gable roof with fascia board, asphalt shingles, and interior central chimney. Windows are 1/1 double-hung. Entrance is off center with a multi-paneled Colonial Revival door and entry hood.

Garage. 1-story, 1-bay, weatherboard siding, gable roof (NC due to new door).

633. 795 Loeb NC. 1-story, 5-bay, aluminum siding and brick veneer Minimal Traditional house built in 1945 and altered ca. 2004 with porch enclosure at facade. Gable roof with gable-front "L," flush eaves, asphalt shingles, and interior chimney. Windows are 6/6 double-hung and single-light stationaries. Entrance is off center with a replacement slab door.

634. 796 Loeb C. 1-story, 4-bay, aluminum siding and brick veneer cape cottage with Minimal Traditional influence built in 1944. Gable roof with box cornice and return, asphalt shingles, and interior central chimney. Windows are 6/6 double-hung. Entrance is off center with a multi-light Colonial Revival cottage door and entry hood.

Garage. 1-story, 1-bay, novelty siding, gable roof (C).

United States Department of the Interior
National Park Service

National Register of Historic Places Continuation Sheet

Section number 7 Page 98 Normal Station Historic District Shelby County, Tennessee

635. 800 Loeb C. 1-story, 4-bay, aluminum siding and brick veneer cape cottage with Minimal Traditional influence built in 1944. Gable roof with fascia board, asphalt shingles, and chimney. Windows are 6/6 double-hung. Entrance is off center with a multi-light Colonial Revival door and entry hood.

Garage. 1-story, 1-bay, novelty siding and stucco veneer, gable roof (NC due to alterations).

636. 801 Loeb C. 1-story, 4-bay, weatherboard siding and brick veneer Massed Ranch house with Colonial Revival influence built in 1946. Hip roof with box cornice, asphalt shingles, and interior chimney. Windows are 2/2 single-hung. Entrance is center with a 4-light fanlight Colonial Revival door with pilaster surround.

Garage. 1-story, 2-bay including a 4-light window, weatherboard siding, gable roof (C).

637. 806 Loeb NC. 1-story, 4-bay, vinyl siding and brick veneer cape cottage with Minimal Traditional influence built in 1943 and altered ca. 1960s with side porch enclosure. Gable roof with fascia board, asphalt shingles, and interior central chimney. Windows are 6/6 double-hung. Entrance is off center with a replacement slab door and aluminum entry hood.

638. 807 Loeb C. 1-story, 4-bay, brick veneer Massed Ranch house with Colonial Revival influence built in 1944. Multiple hip roofs with box cornice, asphalt shingles, and interior chimney. Windows are 8/8 double-hung. Entrance is off center with a 6-panel Colonial Revival door.

Garage. 1-story, 1-bay, aluminum siding, gable roof (C).

639. 810 Loeb C. 1-story, 4-bay, brick veneer cape cottage with Minimal Traditional influence built in 1943. Gable roof with fascia board, asphalt shingles, and interior central chimney. Windows are 6/6 double-hung. One-bay porch with a gable-front roof and box columns. Entrance is off center with a 6-light Colonial Revival cottage door.

640. 811 Loeb C. 1-story, 4-bay, brick veneer Minimal Traditional house built in 1945. Gable roof with gable-front "L," flush eaves, asphalt shingles, and interior central chimney. Windows are 8/8 double-hung. Entrance is center with a not visible door.

Garage. 1-story, 1-bay, novelty siding, gable roof. (NC due to later construction).

641. 816 Loeb C. 1-story, 4-bay, vinyl siding and brick veneer cape cottage with Minimal Traditional influence built in 1944. Gable roof with fascia board, asphalt shingles, and interior central chimney. Windows are 6/6 double-hung. Entrance is off center with a 6-light Colonial Revival cottage door.

Garage. 1-story, 2-bay, aluminum siding, gable roof (NC due to later construction).

United States Department of the Interior
National Park Service

National Register of Historic Places Continuation Sheet

Section number 7 Page 99 Normal Station Historic District Shelby County, Tennessee

642. 817 Loeb NC. 1-story, 4-bay, brick veneer Minimal Traditional house built in 1944 and altered ca. 1960s with replacement windows and door. Gable roof with gable-front "L," box cornice, asphalt shingles, and interior chimney. Windows are replacement 1/1 single-hung, but retain sunburst pattern above main window. One-bay porch with a gable roof and wrought iron supports. Entrance is offset with a non-visible door.

643. 820 Loeb C. 1-story, 4-bay, brick veneer cape cottage with Minimal Traditional influence built in 1943. Gable roof with box cornice, asphalt shingles, and interior chimney. Windows are 6/6 double-hung. One-bay porch with a gable roof and wrought iron supports. Entrance is off center with a 6-panel Colonial Revival door.

Garage. 1-story, 1-bay, weatherboard and wood shake siding, gablerooft (C).

644. 823 Loeb C. 1-story, 3-bay, brick veneer cape cottage with Minimal Traditional influence built in 1942. Gable roof with box cornice, asphalt shingles, and interior chimney. Windows are 4/4 double-hung. Entrance is center with a 6-panel Colonial Revival door.

645. 826 Loeb C. 1-story, 4-bay, brick veneer cape cottage with Minimal Traditional influence built in 1945. Gable roof with box cornice, asphalt shingles, and interior chimney. Windows are 6/6 double-hung. Entrance is off center with a replacement multi-light fanlight Colonial Revival door.

Garage. 1-story, 1-bay, aluminum siding, gable roof (NC due to age).

646. 829 Loeb C. 1-story, 4-bay, brick veneer cape cottage with Minimal Traditional influence built in 1942. Gable roof with box cornice, asphalt shingles, and interior chimney. Windows are 8/8 double-hung with aluminum hoods. Entrance is off center with a 4-light Colonial Revival door.

647. 830 Loeb C. 1-story, 4-bay, brick veneer cape cottage with Minimal Traditional influence built in ca. 1950. Gable roof with box cornice, asphalt shingles, and interior chimney. Windows are 6/6 double-hung. One-bay porch with a gable-front roof and supports. Side porch enclosed with single-light glass. Entrance is off center with a 4-light Colonial Revival door.

648. 836 Loeb C. 1-story, 4-bay, aluminum siding and brick veneer cape cottage with Minimal Traditional influence built in 1945. Gable roof with box cornice, scalloped dentil molding, asphalt shingles, and interior chimney. Windows are 6/6 double-hung. One-bay porch with a gable-front roof and wrought iron supports. Entrance is off center with a 4-light Colonial Revival door.

649. 840 Loeb C. 1-story, 4-bay, brick veneer cape cottage with Minimal Traditional influence built in 1942. Gable roof with box cornice, asphalt shingles, and interior chimney. Windows are 6/6 double-hung

United States Department of the Interior
National Park Service

National Register of Historic Places Continuation Sheet

Section number 7 Page 100 Normal Station Historic District Shelby County, Tennessee

and multi-light casements. One-bay porch with a shed roof and metal pole supports. Entrance is off center with a 5-light Colonial Revival door.

650. 846 Loeb C. 1-story, 4-bay, board siding and brick veneer cape cottage with Minimal Traditional influence built in 1950. Gable roof with box cornice, asphalt shingles, and interior central chimney. Windows are 6/6 double-hung. Entrance is off center with a 5-light Colonial Revival door and bracketed entry hood. Star Bright Day Care Center.

MARION AVENUE

651. 3524/3526 Marion C. 1-story, 4-bay, stone and brick veneer Craftsman bungalow duplex built in 1922. Gable roof with exposed rafter tails, asphalt shingles, and exterior facade chimney. Windows are Craftsman 3/1 double-hung. Partial-width undercut porch with a gable-front roof and gable porte-cochere supported by brick piers. Entrance is off center with a 3-light Craftsman cottage door.

652. 3528 Marion C. 1-story, 3-bay, brick veneer Colonial Revival bungalow built in 1927. Gable-front roof with exposed rafter tails, asphalt shingles, and exterior end chimney. Windows are 1/1 double-hung. Partial-width undercut porch with a gable-front roof and brick pier supports. Entrance is off center with a multi-light French door.

Utility building. 1-story, 2-bay, board siding, gable roof (NC due to age).

653. 3529 Marion C. 1-story, 4-bay, vinyl siding cape cottage with Minimal Traditional influence built in 1942. Gable roof with box cornice, asphalt shingles, and interior chimney. Windows are 6/6 double-hung. Entrance is off center with a 4-light Colonial Revival door and entry hood.

Garage. 1-story, 2-bay, novelty siding, gable roof (C).

654. 3533 Marion C. 1-story, 2-bay, brick veneer and vinyl siding Craftsman bungalow built in ca. 1925. Gable-front roof with exposed rafter tails, asphalt shingles, and interior chimney. Windows are 1/1 double-hung. Partial-width undercut porch with a gable-front roof and brick pier supports. Entrance is off center with a non-visible door.

655. 3534 Marion C. 1-story, 3-bay, brick veneer Craftsman bungalow built in ca. 1925. Gable-front roof with exposed rafter tails, asphalt shingles, and interior chimney. Windows are 1/1 double-hung. Partial-width undercut porch with a gable-front roof and brick pier supports. Entrance is off center with a replacement slab door.

656. 3539 Marion C. 1-story, 4-bay, aluminum siding cape cottage with Minimal Traditional influence built in 1945. Gable roof with flush eaves, asphalt shingles, and interior chimney. Windows are replacement

United States Department of the Interior
National Park Service

National Register of Historic Places Continuation Sheet

Section number 7 Page 101 Normal Station Historic District Shelby County, Tennessee

2/2 single-hung. One-bay porch with a gable-front roof and wrought iron supports. Entrance is off center with a 4-light Colonial Revival door.

Garage. 1-story, 2-bay, concrete block and vinyl siding, gable roof (NC due to age).

657. 3540 Marion NC. 1-story, 3-bay, vinyl siding cape cottage with Minimal Traditional influence built in 1950 and altered in ca. 1960s and ca. 1990s with replacement windows and siding. Gable roof with box cornice, asphalt shingles, and interior chimney. Windows are 2/2 single-hung. One-bay porch is altered with a gable-front roof and wrought iron supports. Entrance is off center with a replacement slab door.

658. 3543 Marion C. 1-story, 3-bay, asbestos siding cape cottage with Minimal Traditional influence built in 1945. Gable roof with flush eaves, asphalt shingles, and interior central chimney. Windows are 6/6 double-hung. Entrance is center with a 6-panel Colonial Revival door.

Carport. 1-story, 1-bay, board siding, gable roof (NC due to age).

659. 3544 Marion C. 1-story, 3-bay, asbestos siding cape cottage with Minimal Traditional influence built in 1949. Gable roof with box cornice, asphalt shingles, and interior central chimney. Windows are 6/6 double-hung. One-bay central porch with a gable-front roof and wrought iron supports. Entrance is center with a 4-light Colonial Revival door.

Garage. 1-story, 1-bay, asbestos and novelty siding, gable roof (C).

660. 3549 Marion C. 1-story, 2-bay, brick veneer and weatherboard siding Craftsman bungalow built in 1922. Gable-front roof with exposed rafter tails, asphalt shingles, and interior chimney. Windows are 1/1 double-hung. Partial-width undercut porch with a gable-front roof and brick pier supports. Entrance is off center with a replacement slab door.

661. 3550 Marion C. 1-story, 2-bay, stucco veneer Craftsman bungalow built in 1920. Gable-front roof with box cornice, asphalt shingles, and interior chimney. Windows are 1/1 double-hung. Partial-width undercut porch with a gable-front roof and brick pier supports. Entrances are off center and offset with non-visible doors.

Garage. 1-story, 1-bay, novelty siding, gable roof (NC due to carport addition).

662. 3553 Marion C. 1-story, 5-bay, novelty siding Minimal Traditional house built in 1930. Gable roof with gable-front "L," flush eaves, asphalt shingles, and interior chimney. Windows are 6/6 double-hung. Partial-width undercut porch with a gable roof and wrought iron supports. Entrance is off center with a non-visible door. Attached 1-bay, undercut carport with wrought iron support.

United States Department of the Interior
National Park Service

National Register of Historic Places Continuation Sheet

Section number 7 Page 102 Normal Station Historic District Shelby County, Tennessee

663. 3554 Marion C. 1-story, 4-bay, vinyl siding cape cottage with Minimal Traditional influence built in 1944. Gable roof with box cornice, asphalt shingles, and interior central chimney. Windows are 6/6 double-hung. One-bay porch with a shed roof and wrought iron supports. Entrance is center with a 4-light Colonial Revival door.

Garage. 1-story, 1-bay, concrete block, gable roof (NC due to age).

664. 3559 Marion NC. 1-story, 4-bay, brick veneer cape cottage with Minimal Traditional influence built in 1941 and altered at an unknown date with window replacements. Gable roof with box cornice, asphalt shingles, and interior chimney. Windows are replacement single-light stationary. One-bay central porch is altered with a round projecting flat roof and box columns. Entrance is center with a 6-panel Colonial Revival door.

Carport. 1-story, 1-bay, brick veneer, flat roof (NC due to age).

665. 3560 Marion C. 1-story, 4-bay, brick veneer Minimal Traditional house built in 1945. Gable roof with gable-front "L," box cornice, asphalt shingles, and interior chimney. Windows are 6/6 double-hung. Three-quarter length porch with a shed roof and box columns. Entrance is off center with a 6-panel Colonial Revival door.

666. 3563 Marion C. 1-story, 3-bay, weatherboard siding cape cottage with Minimal Traditional influence built in 1941. Gable roof with box cornice, asphalt shingles, and interior chimney. Windows are 8/8 double-hung. Central bay porch with a shed roof and box columns. Entrance is center with a 6-panel Colonial Revival door.

Garage. 1-story, 1-bay, weatherboard siding, gable roof (C).

667. 3564 Marion C. 1-story, 3-bay, vinyl siding cape cottage with Minimal Traditional influence built in 1945. Gable roof with box cornice, asphalt shingles, and interior chimney. Windows are 1/1 double-hung. One-bay porch with a gable-front roof and box columns. Entrance is off center with a non-visible door. Attached single-bay carport with box columns.

668. 3569 Marion C. 1-story, 3-bay, aluminum siding brick veneer cape cottage with Minimal Traditional influence built in 1940. Gable roof with gable-front end, flush eaves, asphalt shingles, and interior chimney. Windows are 2/2 single-hung. Entrance is center with a 6-panel Colonial Revival door.

Garage. 1-story, 2-bay, weatherboard siding, gable roof (C).

United States Department of the Interior
National Park Service

National Register of Historic Places Continuation Sheet

Section number 7 Page 103 Normal Station Historic District Shelby County, Tennessee

669. 3570 Marion C. 1-story, 3-bay, aluminum siding and brick veneer cape cottage with Minimal Traditional influence built in 1940. Gable roof with box cornice, asphalt shingles, and interior chimney. Windows are 6/6 double-hung. Entrance is off center with a multi-light fanlight Colonial Revival door.

670. 3573 Marion C. 1-story, 3-bay, vinyl siding and brick veneer cape cottage with Minimal Traditional influence built in 1932 and altered with complete side porch enclosure at an unknown date. Gable roof with box cornice, asphalt shingles, and interior chimney. Windows are 1/1 double-hung. One-bay shed roof porch with wrought iron support. Entrance is off center with a 6-panel Colonial Revival door.

Garage. 1-story, 1-bay, weatherboard siding, gable roof (C).

671. 3574 Marion C. 1-story, 3-bay, brick veneer and aluminum siding cape cottage with Minimal Traditional influence built in 1940. Gable roof with box cornice, asphalt shingles, and interior chimney. Windows are 6/6 double-hung. One-bay porch with a shed roof and wrought iron supports. Entrance is off center with a 6-panel Colonial Revival door.

672. 3579 Marion C. 1-story, 3-bay, aluminum siding cape cottage with Minimal Traditional influence built in 1940. Gable roof with flush eaves, asphalt shingles, and chimney. Windows are 1/1 double-hung. Entrance is center with a multi-paneled door.

673. 3580 Marion C. 1-story, 4-bay, brick veneer cape cottage with Minimal Traditional influence built in 1940. Gable roof with box cornice, asphalt shingles, and interior chimney. Windows are 6/6 double-hung. One-bay porch with a shed roof and wrought iron supports. Entrance is off center with a 6-panel Colonial Revival door. Attached single-bay carport with shed roof and wrought iron supports.

674. 3583 Marion C. 1-story, 4-bay, brick veneer cape cottage with Minimal Traditional influence built in 1940. Gable roof with gable-front end, box cornice, asphalt shingles, and interior chimney. Windows are 6/6 double-hung. Entrance is center with a 6-panel Colonial Revival door awning. Attached single-bay shed roof carport with plain post supports.

675. 3584 Marion C. 1-story, 3-bay, brick veneer cape cottage with Minimal Traditional influence built in 1940. Gable roof with box cornice, scalloped dentil molding, asphalt shingles, and interior central chimney. Windows are 6/6 double-hung. Entrance is center with a non-visible door.

Garage. 1-story, 1-bay, weatherboard siding, gable roof with exposed rafter tails (C).

676. 3588 Marion C. 1-story, 3-bay, vinyl siding cape cottage Minimal Traditional house built in 1940. Gable roof with gable-front end, box cornice, asphalt shingles, and interior chimney. Windows are 1/1 double-hung. Entrance is off center with a 6-panel Colonial Revival door and shed roof aluminum entry hood.

United States Department of the Interior
National Park Service

National Register of Historic Places Continuation Sheet

Section number 7 Page 104

Normal Station Historic District Shelby County, Tennessee

Garage. 1-story, 2-bay, vinyl siding, gable roof (C).

677. 3589 Marion C. 1-story, 4-bay, brick veneer cape cottage Minimal Traditional house built in 1945. Gable roof with box cornice, asphalt shingles, and interior chimney. Windows are 2/2 single-hung. One-bay porch is altered with a gable-front roof and brick pier supports. One-bay side porch with brick piers and enclosed brick balustrade. Entrance is off center with a 6-panel Colonial Revival door.

678. 3593 Marion C. 1-story, 4-bay, vinyl siding, Minimal Traditional house built in 1945. Gable roof with box cornice, asphalt shingles, and interior central chimney. Windows are 6/6 double-hung. One-bay porch with a shed roof and wrought iron supports. Entrance is off center with a non-visible door.

Garage. 1-story, 1-bay, asbestos siding, gable roof (C).

679. 3594 Marion C. 1-story, 3-bay, permastone veneer and vinyl siding cape cottage with Minimal Traditional influence built in 1940. Gable roof with flush eaves, asphalt shingles, and interior central chimney. Windows are 6/6 double-hung. Entrance is off center with a 6-panel Colonial Revival door and entry hood.

Garage. 1-story, 1-bay, novelty siding, gable roof (NC due to later construction).

680. 3599 Marion C. 1-story, 4-bay, brick veneer cape cottage with Minimal Traditional influence built in 1945. Hip roof with box cornice, asphalt shingles, and interior chimney. Windows are 8/8 double-hung. One-bay side porch with hip roof, box columns, and spindled balustrade. Entrance is off center with a 4-light Colonial Revival door with bracketed entry hood with added wrought iron support.

Garage. 1-story, 2-bay, concrete block and vinyl siding, gable roof (NC due to possible later construction).

681. 3600 Marion C. 1-story, 4-bay, aluminum siding cape cottage with Minimal Traditional influence built in 1940. Gable roof with box cornice, scalloped dentil molding, asphalt shingles, and interior chimney. Windows are 6/6 and 8/8 double-hung. One-bay porch with a shed roof and metal pole supports. Entrance is off center with a 6-panel Colonial Revival door.

Garage. 1-story, 2-bay, novelty siding, gable roof (C).

682. 3603 Marion C. 1-story, 4-bay, brick veneer cape cottage with Minimal Traditional influence built in 1945. Gable roof with gable-front end, box cornice, asphalt shingles, and interior chimney. Windows are 4/4 double-hung in bands of three. One-bay sidegable porch with box columns and spindled balustrade. Entrance is off center with a 4-light Colonial Revival cottage door.

United States Department of the Interior
National Park Service

National Register of Historic Places Continuation Sheet

Section number 7 Page 105 Normal Station Historic District Shelby County, Tennessee

683. 3604 Marion C. 1-story, 3-bay, aluminum siding cape cottage with Minimal Traditional influence built in 1940. Gable roof with box cornice, asphalt shingles, and interior chimney. Windows are 6/6 double-hung. One-bay central porch with a shed roof and wrought iron supports. Entrance is off center with a 6-panel Colonial Revival door.

684. 3609 Marion C. 1-story, 3-bay, brick veneer cape cottage with Minimal Traditional influence built in 1945. Gable roof with gable-front "L," box cornice, asphalt shingles, and interior chimney. Windows are 8/8 double-hung with brick jack arch and keystone. Entrance is off center with a 6-panel Colonial Revival door.

Garage. 1-story, 2-bay, weatherboard siding, gable roof (C).

685. 3610 Marion C. 1-story, 3-bay, brick veneer cape cottage with Minimal Traditional influence built in 1940. Gable roof with box cornice, asphalt shingles, and interior chimney. Windows are 6/6 double-hung. One-bay porch with a shed roof and wrought iron supports with spear finials. Entrance is off center with a 6-panel Colonial Revival door.

Garage. 1-story, 1-bay, novelty siding, gable roof (C).

686. 3615 Marion C. 1-story, 3-bay, brick veneer cape cottage with Minimal Traditional influence built in 1940. Gable roof with box cornice, asphalt shingles, and interior chimney. Windows are 8/8 double-hung. Entrance is center with 4-light Colonial Revival door and bracketed entry hood.

687. 3616 Marion C. 1-story, 3-bay, brick veneer Craftsman bungalow built in 1927. Gable-front roof with exposed rafter tails, asphalt shingles, and interior chimney. Windows are 1/1 double-hung. Full-width porch with a gable-front roof and brick pier supports. Entrance is off center with a non-visible door.

Garage. 1-story, 1-bay, weatherboard siding, gable roof (C).

688. 3619 Marion C. 1-story, 3-bay, brick veneer cape cottage with Minimal Traditional influence built in 1940. Gable roof with box cornice, asphalt shingles, and interior central chimney. Windows are 1/1 single-hung. Partial-width porch with a gable-front roof and wrought iron supports. Entrance is center with 6-panel Colonial Revival door.

Garage. 1-story, 2-bay, concrete block, gable roof (NC due to later construction).

689. 3620 Marion C. 1-story, 3-bay, brick veneer cape cottage with Minimal Traditional influence built in 1942. Gable roof with box cornice, asphalt shingles, and interior central chimney. Windows are 6/6 double-hung. Entrance is off center with a non-visible door.

United States Department of the Interior
National Park Service

National Register of Historic Places Continuation Sheet

Section number 7 Page 106

Normal Station Historic District Shelby County, Tennessee

Garage. 1-story, 2-bay, novelty siding, gable roof (C).

690. 3623 Marion C. 1-story, 4-bay, brick veneer and novelty siding cape cottage with Minimal Traditional influence built in 1940. Hip roof with box cornice, scalloped dentil molding, asphalt shingles, and interior chimney. Windows are 8/8 double-hung. Entrance is off center with a 4-light Colonial Revival door with bracketed entry hood.

Garage. 1-story, 2-bay, concrete block and novelty siding, gable roof with exposed rafter tails (NC due to additions).

691. 3624 Marion C. 1-story, 3-bay, brick veneer Craftsman bungalow built in 1923. Gable-front roof with exposed rafter tails, asphalt shingles, interior chimney, and 3-light attic hopper window. Windows are 1/1 double-hung. Full-width porch with a truncated-hip roof and brick pier supports. Entrance is center with a replacement slab door.

692. 3633/3635 Marion NC. 1.5-story, 3-bay, asbestos siding cape cottage duplex with Minimal Traditional influence built in 1948 and altered with a large ½ story addition at an unknown date. Gable roof with box cornice, asphalt shingles, and chimney. Windows are paired 6/6 double-hung. One-bay central porch with a gable-front roof and clustered box column supports. Entrances are off-center with non-visible doors.

693. 3634 Marion C. 1-story, 4-bay, asbestos siding cape cottage with Minimal Traditional influence built in 1941. Gable roof with box cornice, asphalt shingles, and interior chimney. Windows are 6/6 double-hung. One-story, shed roof porch with metal pole supports. Entrance is off center with a replacement slab door.

694. 3637/3639 Marion C. 1-story, 3-bay, asbestos siding cape cottage with Minimal Traditional influence built in 1948. Gable roof with box cornice, asphalt shingles, and chimney. Windows are paired 6/6 double-hung. One-bay central porch with a gable-front roof and wrought iron supports. Entrance is center with a replacement 3-light door.

695. 3638 Marion C. 1-story, 3-bay, vinyl siding cape cottage with Minimal Traditional influence built in 1941. Gable roof with box cornice, asphalt shingles, and chimney. Windows are 6/6 double-hung. One-bay porch with a shed roof and wrought iron supports. Entrance is center with a 6-panel Colonial Revival door.

Utility building. 1-story, 2-bay, weatherboard siding, gable roof (NC due to possible later age of construction).

696. 3642/3644 Marion C. 1-story, 3-bay, asbestos siding cape cottage duplex with Minimal Traditional influence built in 1946. Gable roof with box cornice, asphalt shingles, and chimney. Windows are paired 1/1 single-hung. One-bay porch with a gable-front roof and box columns. Entrance is center with a replacement 3-light door.

United States Department of the Interior
National Park Service

National Register of Historic Places Continuation Sheet

Section number 7 Page 107

Normal Station Historic District Shelby County, Tennessee

Garage. 1-story, 1-bay, vinyl siding, hip roof (NC).

697. 3643/3645 Marion C. 1-story, 3-bay, vinyl siding cape cottage duplex with Minimal Traditional influence built in 1948. Gable roof with flush eaves, asphalt shingles, and chimney. Windows are 1/1 double-hung. Entrance is center with a replacement 3-light door.

698. 3648/3650 Marion C. 1-story, 3-bay, asbestos siding cape cottage duplex with Minimal Traditional influence built in 1946. Gable roof with box cornice, asphalt shingles, and chimney. Windows are paired 6/6 double-hung. Entrance is center with a replacement 3-light door set within a gable-front projection with dentil molding.

699. 3649 Marion NC. 1-story, 4-bay, aluminum siding Minimal Traditional house built in 1952 and altered with a ca. 1960s carport addition and replacement windows. Gable roof with box cornice, asphalt shingles, and chimney. Windows are replacement 2/2 single-hung. One-bay porch with a gable-front roof and wrought iron supports. Entrance is off center with a replacement multi-light leaded glass door. Attached single-bay carport with wrought iron support.

700. 3653 Marion C. 1-story, 3-bay, aluminum siding cape cottage with Minimal Traditional influence built in 1948. Gable roof with gable-front end, flush eaves, asphalt shingles, and interior chimney. Windows are 6/6 double-hung. Entrance is center with a 6-panel Colonial Revival door and entry hood.

Garage. 1-story, 1-bay, vinyl siding, gable roof. (NC due to alterations).

701. 3654 Marion C. 1-story, 4-bay, aluminum siding cape cottage with Minimal Traditional influence built in 1941. Gable roof with box cornice, asphalt shingles, and interior chimney. Windows are 6/6 double-hung. One-bay porch with a shed roof and wrought iron supports. Entrance is off center with a 6-panel Colonial Revival door. Attached single-bay carport with wrought iron support.

702. 3657 Marion C. 1-story, 3-bay, asbestos siding cape cottage with Minimal Traditional influence built in 1942. Gable roof with flush eaves, asphalt shingles, and interior chimney. Windows are replacement 2/2 single-hung. One-bay central porch with a gable-front roof and turned post supports. Entrance is center with a 6-panel Colonial Revival door.

Garage. 1-story, 1-bay, weatherboard siding, gable roof (C).

703. 3658 Marion C. 1-story, 3-bay, asbestos siding cape cottage with Minimal Traditional influence built in 1941. Gable roof with dentil box cornice, asphalt shingles, and interior chimney. Windows are 2/2 single-hung. One-bay porch with a shed roof and metal pole supports. Entrance is off center with a 6-panel Colonial Revival door.

United States Department of the Interior
National Park Service

National Register of Historic Places Continuation Sheet

Section number 7 Page 108 Normal Station Historic District Shelby County, Tennessee

704. 3663 Marion NC. 1-story, 3-bay, asbestos siding cape cottage with Minimal Traditional influence built in 1943 and altered ca. 1960s with replacement door and windows. Gable roof with box cornice, asphalt shingles, and interior chimney. Windows are 2/2 single-hung. Entrance is off center with a replacement slab door.

705. 3664 Marion C. 1-story, 3-bay, vinyl siding cape cottage with Minimal Traditional influence built in 1949. Gable roof with box cornice, asphalt shingles, and interior chimney. Windows are 6/6 double-hung. One-bay porch with a gable-front roof and wrought iron supports. Entrance is off center with a 2-light Colonial Revival door.

Garage. 1-story, 1-bay, vinyl siding, gable roof (NC due to deterioration).

706. 3669 Marion C. 1-story, 3-bay, brick and stucco veneer Craftsman bungalow built in 1920. Gable-front roof with exposed rafter tails, asphalt shingles, and interior chimney. Windows are 1/1 double-hung. Full-width porch with a gable-front roof and side gable porte-cochere; all supported by brick piers. Entrance is off center with a non-visible door, ½ length single-light sidelights and transom.

707. 3670 Marion C. 1-story, 4-bay, brick veneer Craftsman bungalow built in 1925. Gable roof with exposed rafter tails, asphalt shingles, and interior chimney. Windows are 1/1 double-hung. Full-width porch with a gable-front roof and side hip roof porte-cochere; all supported by tapered wood piers atop brick pier bases. Entrance is off center with a non-visible door.

708. 3673 Marion C. 1-story, 2-bay, brick veneer Craftsman bungalow built in 1920. Clipped-gable roof with box cornice, asphalt shingles, and exterior end chimney. Windows are 1/1 double-hung. Partial-width porch with a truncated-hip roof and brick piers. Entrance is offset entry with a non-visible door.

709. 3674 Marion C. 1-story, 3-bay, brick veneer cape cottage with Minimal Traditional influence built in 1941. Gable roof with gable-front end, box cornice, asphalt shingles, and interior chimney. Windows are 6/6 double-hung. Entrance is off center with a 6-panel Colonial Revival door set within a small gable-front. Attached carport with wrought iron support..

710. 3679 Marion C. 1-story, 2-bay, weatherboard siding and brick veneer Craftsman bungalow built in 1920. Clipped gable roof with box cornice, asphalt shingles, and chimney. Windows are 1/1 double-hung. Full-width porch with a clipped gable and truncated-hip roof supported by brick piers. Entrance is off center with a full-length multi-light French door flanked by full-length multi-light sidelights..

Garage. 1-story, 1-bay, weatherboard siding, gable roof (C).

United States Department of the Interior
National Park Service

National Register of Historic Places Continuation Sheet

Section number 7 Page 109 Normal Station Historic District Shelby County, Tennessee

711. 3680 Marion NC. 1-story, 2-bay, brick veneer Craftsman bungalow built in ca. 1925 and altered with an enclosed facade bay at an unknown date. Gable-front roof with exposed rafter tails, asphalt shingles, and interior chimney. Windows are Craftsman 3/1 double-hung. Partial-width undercut porch with a gable-front and truncated-hip roof and wrought iron supports. Entrance is offset with a non-visible door.

Garage. One-story, one-bay, weatherboard siding, gable roof (NC due to carport addition).

712. 3684 Marion C. 1-story, 3-bay, brick veneer cape cottage with Minimal Traditional influence built in 1941. Gable roof with box cornice, asphalt shingles, and interior chimney. Windows are 1/1 single-hung. One-story, one-bay, gable-front roof porch supported by box columns and spindled balustrade. Entrance is off center with a 6-panel Colonial Revival door.

713. 3687 Marion C. 1.5-story, 5-bay, weatherboard siding and brick veneer airplane bungalow duplex with Craftsman influence built in 1920. Gable-front roof with exposed rafter tails, asphalt shingles, and interior chimney. Windows are 6/6 double-hung. Full-width porch and porte-cochere with a gable and side gable roof supported by brick piers. Entrances are center with 6-panel Colonial Revival doors.

714. 3688 Marion C. 1-story, 3-bay, brick veneer cape cottage with Minimal Traditional influence built in 1941. Gable roof with box cornice, asphalt shingles, and interior chimney. Windows are 6/6 double-hung. One-bay porch with a shed roof and wrought iron supports. Entrance is off center with a 6-panel Colonial Revival door.

Garage. 1-story, 2-bay, novelty siding, gable roof (C).

715. 3693 Marion C. 1-story, 3-bay, vinyl siding Minimal Traditional house built in 1943. Gable roof with gable-front end, flush eaves, asphalt shingles, and interior chimney. Windows are 6/6 double-hung. Entrance is center with a 6-panel Colonial Revival door with gable-front entry hood supported by brackets.

Garage/carport. 1-story, 1-bay, siding not visible, hip roof (NC due to carport addition).

716. 3694 Marion C. 1-story, 3-bay, brick veneer cape cottage with Minimal Traditional influence built in 1941. Gable roof with box cornice, asphalt shingles, and interior central chimney. Windows are 1/1 double-hung. One-bay porch with a gable-front roof and wrought iron supports. Entrance is center with a non-visible door.

Garage. 1-story, 1-bay, vinyl siding, gable roof (NC due to siding and door alterations).

717. 3697 Marion C. 1-story, 3-bay, brick veneer Craftsman bungalow built in ca. 1925. Hip roof with exposed rafter tails, asphalt shingles, and interior chimney. Windows are paired 1/1 double-hung. Full-

United States Department of the Interior
National Park Service

National Register of Historic Places Continuation Sheet

Section number 7 Page 110 Normal Station Historic District Shelby County, Tennessee

width undercut porch with tapered box columns atop brick piers. Entrance is off center with a replacement slab door.

718. 3698 Marion C. 1-story, 3-bay, vinyl siding Minimal Traditional house built in 1945. Gable roof with gable-front end, box cornice, asphalt shingles, and interior chimney. Windows are 1/1 double-hung. One-bay porch with a gable-front roof and wrought iron supports. Entrance is off center with a 4-light fanlight Colonial Revival door.

Garage. 1-story, 1-bay, vinyl siding, gable roof (NC due to siding and door alterations).

719. 3703 Marion NC. 1-story, 3-bay, permastone veneer and vinyl siding Minimal Traditional house built in 1943 and altered ca. 1960s. Gable roof with gable-front end, flush eaves featuring a dentilled cornice, asphalt shingles, and interior central chimney. Windows are 6/6 double-hung. One-bay central porch with a gable-front roof and replacement post supports. Entrance is center with a replacement 6-panel Colonial Revival door.

720. 3704 Marion C. 1-story, 3-bay, brick veneer Colonial Revival bungalow built in 1928. Gable-front roof with paired 4-light attic windows, box cornice, asphalt shingles, and interior central chimney. Windows are 1/1 double-hung. Full-width porch with a truncated hip roof and brick pier supports. Entrance is off center with a single-light cottage door.

Garage. 1-story, 1-bay, aluminum siding, gable roof (NC due to alterations or possible newer date of construction).

721. 3707 Marion C. 1-story, 3-bay, brick veneer Colonial Revival bungalow built in 1923. Hip roof with box cornice, asphalt shingles, and interior central chimney. Windows are 1/1 double-hung. Full-width undercut porch with brick pier supports. Entrance is off center with a 6-panel Colonial Revival door.

722. 3708 Marion C. 1-story, 3-bay, vinyl siding Minimal Traditional house built in 1949 and altered at an unknown date with replacement siding and porch. Gable roof with gable-front "L," box cornice, asphalt shingles, and chimney. Windows are 6/6 double-hung. Three-quarter length flat roof porch is altered and supported by classical columns. Entrance is offset with a non-visible door.

Garage. 1-story, 1-bay, weatherboard siding, gable roof (NC due to carport addition).

723. 3712 Marion C. 1-story, 3-bay, vertical board siding and brick veneer Minimal Traditional house built in 1940 and altered ca. 1960s with complete glass porch enclosure. Gable roof with box cornice, asphalt shingles, and interior chimney. Windows are replacement 1/1 single-hung. Full-width porch is altered with a shed roof and plain post supports. Entrance is off center with a multi-light French door and 4-light sidelights.

United States Department of the Interior
National Park Service

National Register of Historic Places Continuation Sheet

Section number 7 Page 111 Normal Station Historic District Shelby County, Tennessee

724. 3713 Marion C. 1-story, 3-bay, asbestos siding cape cottage with Minimal Traditional influence built in 1943. Gable roof with box cornice, asphalt shingles, and interior central chimney. Windows are 6/6 double-hung. One-bay central porch with a shed roof and wrought iron supports. Entrance is center with a 6-panel Colonial Revival door.

725. 3728 Marion C. 1-story, 4-bay, aluminum siding Dutch Colonial Revival house built in 1937. Gambrel roof with gable-front "L," gable-front dormers featuring 6/6 double-hung windows, flush eaves, asphalt shingles, and interior chimney. Windows are 8/8 double-hung. One-bay porch with a gable-front roof and wrought iron supports. Entrance is off center with a multi-light Colonial Revival cottage door.

726. 3729 Marion NC. 1-story, 4-bay, vertical board siding Minimal Traditional house built in 1970. Gable roof with box cornice, asphalt shingles, and chimney. Windows are 4/2 single-hung. Entrance is off center with a 6-panel Colonial Revival door.

Garage. 1-story, 1-bay, vertical board siding, gable roof (NC due to age).

727. 3733 Marion NC. 1-story, 3-bay, vertical board siding cape cottage with Minimal Traditional influence built in 1945 and altered at an unknown date with replacement siding and windows. Gable roof with box cornice, asphalt shingles, and chimney. Windows are replacement 1/1 single-hung. Entrance is off center with a 6-panel Colonial Revival door.

728. 3734 Marion C. 1-story, 3-bay, brick veneer cape cottage with Minimal Traditional influence built in 1941. Gable roof with gable-front "L," box cornice, asphalt shingles, and interior chimney. Windows are replacement 2/2 single-hung. Partial-width undercut porch with brick pier supports. Entrance is center with a non-visible door.

Garage. 1-story, 1-bay, weatherboard siding, gable roof (C).

729. 3737 Marion C. 1-story, 3-bay, weatherboard siding cape cottage with Minimal Traditional influence built in 1945. Gable roof with flush eaves, asphalt shingles, and chimney. Windows are 8/8 double-hung. One-bay porch with a gable-front roof and wrought iron supports. Entrance is off center with a replacement slab door.

730. 3740 Marion C. 1-story, 3-bay, vinyl siding cape cottage with Minimal Traditional influence built in 1942. Gable roof with flush eaves, asphalt shingles, and interior chimney. Windows are 8/8 double-hung. Partial-width screened porch with a gable-front roof and wrought iron supports. Entrance is off center with a non-visible door.

Guesthouse. 1-story, 3-bay, vinyl siding, gable roof (NC due to age).

United States Department of the Interior
National Park Service

National Register of Historic Places Continuation Sheet

Section number 7 Page 112 Normal Station Historic District Shelby County, Tennessee

731. 3743 Marion C. 1-story, 3-bay, vinyl siding cape cottage with Minimal Traditional influence built in 1947. Gable roof with box cornice, asphalt shingles, and interior chimney. Windows are 6/9 double-hung. Entrance is off center with a multi-paneled door.

732. 3744 Marion C. 1-story, 3-bay, vinyl siding Craftsman bungalow built in ca. 1925. Gable-front roof with box cornice, asphalt shingles, and interior central chimney. Windows are Craftsman 3/1 double-hung. Partial-width screened porch with a gable-front roof, enclosed balustrade, and supports. Entrance is off center with a multi-light Colonial Revival cottage door.

Guesthouse (possibly a former garage). 1-story, 2-bay, weatherboard siding, gable roof (NC due to conversion or possible newer construction).

733. 3747 Marion C. 1-story, 3-bay, novelty siding cape cottage with Minimal Traditional influence built in 1947. Gable roof with flush eaves, asphalt shingles, and interior central chimney. Windows are 8/8 double-hung. One-bay central porch with a gable-front roof and wrought iron supports. Entrance is center with a 6-panel Colonial Revival door.

734. 3750 Marion NC. 1-story, 4-bay, asbestos siding and brick veneer Minimal Ranch house built in 1954 and altered at unknown dates. Gable roof with box cornice, asphalt shingles, and interior chimney. Windows are single-light sliding. Partial-width replacement porch with a hip roof and turned post supports. Entrance is off center with a replacement 6-panel Colonial Revival door.

Garage. 1-story, 2-bay, vertical board siding siding, gable roof (NC).

735. 3753 Marion C. 1-story, 3-bay, vinyl siding, Colonial Revival bungalow built in 1920. Gable-front roof with box cornice, asphalt shingles, and interior central chimney. Windows are paired 1/1 double-hung. One-bay porch with a gable-front roof and wrought iron supports. Entrance is center with a 6-panel Colonial Revival door.

736. 3754 Marion C. 1-story, 3-bay, vinyl siding Colonial Revival bungalow built in 1922. Gable-front roof with fascia board with exposed rafter tails, asphalt shingles, and interior chimney. Windows are 12/1 double-hung. Full-width porch with a gable-front and shed roof supported by box columns. Entrance is off center with a 6-panel Colonial Revival door.

737. 3757 Marion NC. 1-story, 3-bay, weatherboard siding Contemporary house built in 1994. Gable roof with multiple gable-front ends, box cornice, asphalt shingles, and chimney. Windows are 6/6 single-hung. Partial-width undercut porch with box column support. Entrance is center with a 6-panel Colonial Revival door. Prominent attached double-car garage at facade.

United States Department of the Interior
National Park Service

National Register of Historic Places Continuation Sheet

Section number 7 Page 113 Normal Station Historic District Shelby County, Tennessee

738. 3760 Marion C. 1-story, 3-bay, vinyl siding and brick veneer cape cottage with Minimal Traditional influence built in 1951. Gable roof with flush eaves, asphalt shingles, and interior central chimney. Windows are 6/6 double-hung and multi-light stationary. Partial-width porch with a gable-front roof and wrought iron supports. Entrance is center with a 2-light Colonial Revival door.

Garage. 1-story, 1-bay, vertical board siding, gable roof (C).

739. 3763 Marion C. 1-story, 3-bay, vinyl siding cape cottage with Minimal Traditional influence built in 1940. Gable roof with box cornice, asphalt shingles, and interior chimney. Windows are 1/1 double-hung. One-bay central porch with a gable-front roof and wrought iron supports. Entrance is center with a 2-light Colonial Revival door.

740. 3764 Marion C. 1-story, 3-bay, weatherboard siding Colonial Revival bungalow built in 1922. Hip roof with box cornice, asphalt shingles, and interior central chimney. Windows are replacement 9/6 single-hung. Partial-width porch with a gable-front roof and replacement wrought iron supports. Entrance is off center with a full-length, single-light cottage door with fluted pilaster surround and scalloped lintel molding.

Guesthouse (possibly a former garage). 1-story, 2-bay, novelty siding, gable roof (NC due to conversion to guesthouse or possible newer date of construction).

741. 3767 Marion C. 1-story, 3-bay, vinyl siding cape cottage with Minimal Traditional influence built in 1940. Gable roof with flush eaves, asphalt shingles, and chimney. Windows are 8/8 double-hung. One-bay central porch with a gable-front roof and wrought iron supports. Entrance is center with a non-visible door.

742. 3770 Marion C. 1-story, 4-bay, vinyl siding and brick veneer Massed Ranch house built in 1950. Gable-on-hip roof with box cornice, asphalt shingles, and interior central chimney. Windows are 6/6 double-hung and 1/1 single-hung flanked by 4/4 double-hung in a band of three. One-bay porch with a hip roof and wrought iron supports. Entrance is off center with a non-visible door. Attached single-bay garage.

743. 3773 Marion NC. 1-story, 3-bay, aluminum siding Minimal Traditional house built in 1932 and altered at an unknown date with replacement door and windows. Hip roof with box cornice, asphalt shingles, and chimney. Windows are replacement 1/1 single-hung. Three-quarter length porch with a gable-front roof and wrought iron supports. Entrance is off center with a replacement slab door.

Garage. 1-story, 1-bay, novelty siding, hip roof (NC).

744. 3774 Marion C. 1-story, 3-bay, weatherboard siding and brick veneer cape cottage with Minimal Traditional influence built in 1944. Gable roof with flush eaves, asphalt shingles, and interior chimney. Windows are 8/8 double-hung. Partial-width porch with a shed roof and wrought iron supports. Entrance is off center with 2-light Colonial Revival door.

United States Department of the Interior
National Park Service

National Register of Historic Places Continuation Sheet

Section number 7 Page 114 Normal Station Historic District Shelby County, Tennessee

745. 3777 Marion NC. 1-story, 3-bay, board & batten siding cape cottage with Minimal Traditional influence built in 1940 and altered ca. 1975. Gable roof with box cornice, asphalt shingles, and chimney. Windows are 6/6 double-hung. Partial-width porch with a gable-front and shed roof supported by wrought iron atop brick piers. Entrance is off center with a multi-light French door.

746. 3778 Marion C. 1-story, 4-bay, vinyl siding cape cottage with Minimal Traditional influence built in 1944. Gable roof with flush eaves, asphalt shingles, and interior central chimney. Windows are 1/1 double-hung. One-bay porch with flat roof supported by metal poles. Entrance is center with a 4-light Colonial Revival door.

747. 3783 Marion C. 1-story, 4-bay, weatherboard siding cape cottage with Minimal Traditional influence built in 1940. Gable roof with box cornice, asphalt shingles, and interior chimney. Windows are 6/6 double-hung. One-bay porch with a gable-front roof and wrought iron supports. Entrance is off center with a 6-panel Colonial Revival door.

Garage. 1-story, 1-bay, weatherboard siding, gable roof (C).

748. 3784 Marion C. 1-story, 4-bay, weatherboard siding Minimal Traditional house built in 1938. Gable roof with a gable-front wood shake shingle dormer featuring 6/6 double-hung windows in a band of three; box cornice, asphalt shingles, and exterior end chimney. Windows are paired 6/6 double-hung. One-bay porch with a gable-front roof with wood shake shingles supported by classical columns. Entrance is off center with a multi-light Colonial Revival door.

Garage. 1-story, 2-bay, novelty siding, gable roof (C).

749. 3787 Marion C. 1-story, 4-bay, cape cottage with Minimal Traditional influence built in 1945. Gable roof with gable-front "L," box cornice, asphalt shingles, and interior chimney. Windows are 6/6 double-hung. Partial-width undercut porch with box column supports. Entrance is off center with a 6-panel Colonial Revival door.

Garage. 1-story, 1-bay, novelty siding, gable roof (C).

750. 3788 Marion NC. 2-story, 2-bay, aluminum siding Colonial Revival house built in 1989. Gable roof with bracketed box cornice, asphalt shingles, and exterior end chimney. Windows are 6/6 double-hung. One-bay porch with a gable-front roof and classical column supports. Entrance is off center with a 2-light Colonial Revival door.

United States Department of the Interior
National Park Service

National Register of Historic Places Continuation Sheet

Section number 7 Page 115 Normal Station Historic District Shelby County, Tennessee

751. 3793 Marion C. 1-story, 4-bay, aluminum siding Minimal Traditional house built in 1945. Gable roof with flush eaves, asphalt shingles, and interior chimney. Windows are 6/6 double-hung. One-bay porch with a gable-front roof and wrought iron supports. Entrance is off center with a 6-panel Colonial Revival door.

Garage. 1-story, 1-bay, novelty siding, gable roof (C).

752. 3794 Marion NC. 1-story, 4-bay, vinyl siding, Minimal Traditional house built in 1942 and altered fenestration and addition ca. 1960s and later. Gable roof with gable-front "L," box cornice, asphalt shingles, and interior chimney. Windows are paired Craftsman 3/1 double-hung, single-light stationary, and multi-light casements. One-bay porch with a gable-front roof and plain post supports. Entrance is off center with a 3-light Colonial Revival door.

753. 3797 Marion C. 1-story, 4-bay, vinyl siding Minimal Traditional house built in 1945. Gable roof with flush eaves, asphalt shingles, and interior chimney. Windows are 6/6 and 1/1 double-hung. One-bay porch with a gable-front roof and wrought iron supports. Entrance is off center with a Colonial Revival door.

Garage/carport. 1-story, 1-bay, novelty siding, gable roof (NC due to carport addition).

754. 3800 Marion NC. 1.5-story, 3-bay, masonite siding and brick veneer cape cottage with Minimal Traditional influence built in 1944 and altered with recent visible rear shed addition. Gable roof with flush eaves, asphalt shingles, and interior chimney. Windows are 8/8 double-hung. Partial-width porch with a gable-front roof and box columns. Entrance is off center with a 6-panel Colonial Revival door.

Garage. 1-story, 1-bay, weatherboard siding, gable roof (C).

755. 3803 Marion C. 1-story, 4-bay, permastone veneer and aluminum siding cape cottage with Minimal Traditional influence built in 1941. Gable roof with box cornice, asphalt shingles, and interior chimney. Windows are 1/1 double-hung and multi-light casements at enclosed side porch. One-bay porch with a gable-front roof and wrought iron supports. Entrance is off center with a 6-panel Colonial Revival door.

Garage. 1-story, 1-bay, novelty siding, gable roof (C).

756. 3804 Marion C. 1-story, 3-bay, vinyl siding and brick veneer cape cottage with Minimal Traditional influence built in 1944. Gable roof with gable-front "L," box cornice and return, asphalt shingles, and interior chimney. Windows are 8/8 double-hung. Partial-width porch with a gable-front roof and box columns. Entrance is off center with a 6-panel Colonial Revival door.

757. 3807 Marion C. 1-story, 4-bay, vinyl siding cape cottage with Minimal Traditional influence built in 1941. Gable roof with gable-front end, box cornice, asphalt shingles, and interior chimney. Windows are

United States Department of the Interior
National Park Service

National Register of Historic Places Continuation Sheet

Section number 7 Page 116 Normal Station Historic District Shelby County, Tennessee

6/6 double-hung. One-bay porch with a gable-front roof and wrought iron supports. Entrance is off center with a 6-panel Colonial Revival door.

Garage. 1-story, 1-bay, weatherboard siding, gable roof (C).

758. 3810 Marion C. 1-story, 3-bay, vinyl siding and brick veneer cape cottage with Minimal Traditional influence built in 1944. Gable roof with flush eaves, asphalt shingles, and interior chimney. Windows are 8/8 double-hung. Partial-width porch with a gable-front roof and wrought iron. Entrance is off center with a 2-light Colonial Revival door.

Garage. 1-story, 2-bay, vertical board siding, gable roof (NC due to alteration or possible later construction).

759. 3811 Marion NC. 1-story, 4-bay, vinyl siding Minimal Traditional house built in 1941 and altered ca. 1960s with window replacement. Gable roof with gable-front end, flush eaves, asphalt shingles, and interior chimney. Windows are 6/6 double-hung and altered bay with single-light stationary window. Partial-width undercut porch with a gable roof and wrought iron supports. Entrance is off center with a 6-panel Colonial Revival door.

760. 3814 Marion C. 1-story, 3-bay, vinyl siding and brick veneer cape cottage with Minimal Traditional influence built in 1944. Gable roof with gable-front end, flush eaves, asphalt shingles, and interior chimney. Windows are 8/8 double-hung. Partial-width porch with a shed roof and wrought iron supports. Entrance is off center with a multi-light Colonial Revival cottage door.

Garage. 1-story, 1-bay, vertical board and novelty siding, gable roof (C).

761. 3833 Marion C. 1-story, 5-bay, vinyl siding and brick veneer Minimal Traditional house built in 1948. Gable roof with box cornice, asphalt shingles, and interior chimney. Windows are 6/6 and 4/4 double-hung, some as a band of three. One-bay porch with a shed roof and coupled box columns. Entrance is off center with a replacement multi-light fanlight Colonial Revival door.

Garage. 1-story, 2-bay, weatherboard siding, gable roof (NC due to age).

762. 3834 Marion C. 1-story, 4-bay, aluminum siding and brick veneer Minimal Traditional house built in 1947. Gable roof with gable-front "L," box cornice, asphalt shingles, and interior chimney. Windows are 6/6 double-hung. One-bay porch with a shed roof and wrought iron supports. Entrance is off center with a non-visible door.

Garage. 1-story, 2-bay, board and batten siding, gable roof (NC due to age).

United States Department of the Interior
National Park Service

National Register of Historic Places Continuation Sheet

Section number 7 Page 117 Normal Station Historic District Shelby County, Tennessee

763. 3839 Marion C. 1-story, 4-bay, vinyl siding and brick veneer cape cottage with Minimal Traditional influence built in 1948. Gable roof with gable-front "L," box cornice, asphalt shingles, and interior chimney. Windows are 6/6 double-hung. One-bay porch is with a flat roof and metal pole supports. Entrance is off center with a non-visible door.

Garage. 1-story, 2-bay, concrete block and novelty siding, gable roof (C).

764. 3840 Marion C. 1-story, 4-bay, brick veneer cape cottage with Minimal Traditional influence built in 1950. Gable roof with box cornice, asphalt shingles, and interior chimney. Windows are 6/6 double-hung. Three-quarter length porch with a shed roof supported by box columns and segmental arches. Entrance is off center with a 2-light Colonial Revival door.

Garage. 1-story, 1-bay, concrete block and aluminum siding, gable roof (C).

765. 3846 Marion C. 1-story, 4-bay, asbestos siding and brick veneer cape cottage with Minimal Traditional influence built in 1947. Gable roof with gable-front end, box cornice, asphalt shingles, and chimney. Windows are 6/6 double-hung. Entrance is off center with a 4-light Colonial Revival door with bracketed entry hood.

Garage. 1-story, 1-bay, concrete block and novelty siding, gable roof (C).

766. 3847 Marion C. 1-story, 3-bay, brick veneer Minimal Traditional house built in 1950. Gable roof with gable-front end, box cornice, asphalt shingles, and interior central chimney. Windows are 6/1 double-hung and single-light stationary flanked by 4/4 double-hung. One-bay porch with a sidegable roof and wrought iron supports. Entrance is offset entry with a non-visible door.

Garage. 1-story, 1-bay, concrete block and weatherboard siding, gable roof (C).

767. 3853 Marion C. 1-story, 4-bay, brick veneer Minimal Traditional house built in 1947. Gable roof with gable-front end, box cornice, asphalt shingles, and interior central chimney. Windows are 6/6 double-hung. One-bay porch with a shed roof and wrought iron supports. Entrance is off center with a 4-light Colonial Revival door.

Garage. 1-story, 1-bay, concrete block and weatherboard siding, gable roof (C).

768. 3854 Marion C. 1-story, 4-bay, weatherboard siding and brick veneer Minimal Traditional house built in 1947. Gable roof with box cornice, asphalt shingles, and interior chimney. Windows are 6/6 double-hung and multi-light stationary. Entrance is off center with a 4-light Colonial Revival door and bracketed entry hood.

United States Department of the Interior
National Park Service

National Register of Historic Places Continuation Sheet

Section number 7 Page 118 Normal Station Historic District Shelby County, Tennessee

Garage. 1-story, 1-bay, concrete block and weatherboard siding, gable roof (C).

769. 3857 Marion C. 1-story, 4-bay, vinyl siding and brick veneer Minimal Traditional house built in 1949. Gable roof with gable-front end, box cornice, asphalt shingles, and interior chimney. Windows are 6/6 double-hung. One-bay porch with a shed roof and wrought iron supports. Entrance is off center with a 4-light Colonial Revival door.

Garage. 1-story, 1-bay, concrete block and weatherboard siding, gable roof (NC due to carport addition).

770. 3865 Marion NC. 1-story, 4-bay, vinyl siding and stone and brick veneer Minimal Traditional house built in 1947 due to altered fenestration. Gable roof with box cornice, asphalt shingles, and interior chimney. Windows are replacement single-light stationary; all with aluminum hoods. Entrance is off center with a 4-light Colonial Revival door and entry hood. Attached 1-bay carport with shed roof.

Garage. 1-story, 1-bay, concrete block and weatherboard siding, gable roof (C).

771. 3869 Marion C. 1-story, 4-bay, aluminum siding and brick veneer Minimal Traditional house built in 1950. Gable roof with gable-front end, flush eaves, asphalt shingles, and interior chimney. Windows are 2/2 single-hung. One-bay undercut porch with wrought iron supports. Entrance is off center with a 4-light Colonial Revival door. One-bay undercut carport with metal pole support.

772. 3875 Marion C. 1-story, 4-bay, aluminum siding and brick veneer Minimal Traditional house built in 1949. Gable roof with box cornice, asphalt shingles, and interior chimney. Windows are paired 2/2 single-hung. Partial-width undercut porch with wrought iron supports. Entrance is off center with a replacement multi-light fanlight Colonial Revival door.

773. 3881 Marion C. 1-story, 3-bay, brick veneer Minimal Traditional house built in 1950. Gable roof with gable-front "L," flush eaves, asphalt shingles, and interior chimney. Windows are paired 2/2 single-hung. One-bay central undercut porch with wrought iron supports. Entrance is center with a 2-light Colonial Revival door.

Garage. 1-story, 2-bay, novelty siding, hip roof (C).

774. 3882 Marion NC. 1-story, 5-bay, brick veneer Minimal Traditional house built in 1950 due to window replacement and possible carport addition ca. 1975. Gable roof with flush eaves, asphalt shingles, and interior chimney. Windows are replacement 1/1 single-hung and single-light stationary. Partial-width shed roof porch and carport with brick pier supports. Entrance is offset with non-visible door.

775. 3887 Marion C. 1-story, 4-bay, novelty and vertical board siding and brick veneer Minimal Ranch house built in 1950. Gable roof with gable-front "L," box cornice, asphalt shingles, and interior central

United States Department of the Interior
National Park Service

National Register of Historic Places Continuation Sheet

Section number 7 Page 119 Normal Station Historic District Shelby County, Tennessee

chimney. Windows are 2/2 single-hung. One-bay undercut porch with box columns. Entrance is offset with a non-visible door.

Garage. 1-story, 2-bay, vertical board and novelty siding, gable roof (C).

776. 3888 Marion C. 1-story, 3-bay, weatherboard siding and brick veneer cape cottage with Minimal Traditional influence built in 1950. Gable roof with flush eaves, asphalt shingles, and interior chimney. Windows are 6/6 double-hung. One-bay central porch with a shed roof and wrought iron supports. Entrance is center with a 2-light Colonial Revival door.

Garage. 1-story, 2-bay, board siding, gable roof (NC due to age).

777. 3893 Marion C. 1-story, 3-bay, vinyl siding and brick veneer Minimal Traditional house built in 1949. Gable roof with gable-front "L," flush eaves, asphalt shingles, and interior chimney. Windows are paired 2/2 single-hung. One-bay central porch with a hip roof and box column supports. Entrance is center with a non-visible door.

Garage. 1-story, 1-bay, vinyl siding, gable roof (C).

778. 3894 Marion C. 1-story, 6-bay, brick veneer Minimal Traditional house built in 1950. Gable roof with gable-front end, flush eaves, asphalt shingles, and prominent facade chimney. Windows are 6/6 double-hung. One-bay undercut porch with box column supports. Entrance is offset entry with a non-visible door. Attached garage bay enclosed at unknown date.

779. 3899 Marion C. 1-story, 4-bay, brick veneer Minimal Ranch house built in 1950. Gable roof with hip roof "L," box cornice, asphalt shingles, and interior central chimney. Windows are 2/2 single-hung. One-bay undercut porch with plain post supports. Entrance is offset with a non-visible door.

780. 3900 Marion C. 1-story, 4-bay, brick veneer cape cottage with Minimal Traditional influence built in 1949. Gable roof with gable-front end, flush eaves, asphalt shingles, and chimney. Windows are replacement 6/6 single-hung. One-bay central porch with a shed roof and turned posts. Entrance is center with a 4-light Colonial Revival door.

Garage. 1-story, 1-bay, novelty siding, gable roof (C).

781. 3905 Marion C. 1-story, 4-bay, brick veneer Minimal Ranch house built in 1950. Gable roof with box cornice, asphalt shingles, and interior chimney. Windows are paired 2/2 single-hung. Entrance is off center with a 2-light Colonial Revival door.

United States Department of the Interior
National Park Service

National Register of Historic Places Continuation Sheet

Section number 7 Page 120 Normal Station Historic District Shelby County, Tennessee

782. 3906 Marion NC. 1-story, 4-bay, brick veneer Minimal Traditional house built in 1950 and altered with carport addition at facade and window replacement at an unknown date. Gable roof with gable-front end, flush eaves, asphalt shingles, and interior chimney. Windows are replacement 1/1 double-hung. One-bay porch with a shed roof and plain post supports. Attached one-bay wraparound carport addition. Entrance is offset entry with a non-visible door.

783. 3912 Marion C. 1-story, 4-bay, brick veneer Minimal Traditional house built in 1950. Gable roof with gable-front end, flush eaves, asphalt shingles, and interior chimney. Windows are 6/6 double-hung, some paired. One-bay porch with a shed roof and wrought iron supports. Entrance is off center with a 6-panel Colonial Revival door.

Garage. 1-story, 1-bay, novelty siding, gable roof (C).

NORMAL CIRCLE

784. 705 Normal Cl NC. 1-story, 4-bay, brick veneer Minimal Traditional house built in 1947 and altered ca. 1970 with side porch enclosure and window replacement. Gable roof with gable-front "L," fascia board, asphalt shingles, and interior chimney. Windows are replacement 1/1 single-hung. One-bay porch is altered with a hip roof and box columns. Entrance is offset entry with a slab door.

Garage. 1-story, 1-bay, weatherboard siding, gable roof (C).

785. 709 Normal Cl C. 1-story, 4-bay, brick veneer Minimal Traditional house built in 1947. Gable roof with gable-front "L," fascia board, asphalt shingles, and interior chimney. Windows are replacement 1/1 double-hung. One-bay gable roof side porch with wrought iron. Entrance is off center with a 6-panel Colonial Revival door and entry hood.

Garage. 1-story, 2-bay, vinyl siding, gable roof (NC due to age).

786. 713 Normal Cl NC. 1-story, 4-bay, brick veneer Minimal Traditional house built in 1945 and altered with porch enclosure and replacement door and windows at an unknown date. Gable roof with gable-front "L," fascia board, asphalt shingles, and interior central chimney. Windows are replacement 2/2 single-hung. One-bay porch with a shed roof and wrought iron supports. Entrance is off center with a replacement 4-light door.

Garage. 1-story, 2-bay, novelty siding, gable roof (NC due to deterioration).

787. 717 Normal Cl C. 1-story, 3-bay, brick veneer cape cottage with Minimal Traditional influence built in 1945. Gable roof with flush eaves, asphalt shingles, and interior chimney. Windows are 8/8 double-hung.

United States Department of the Interior
National Park Service

National Register of Historic Places Continuation Sheet

Section number 7 Page 121 Normal Station Historic District Shelby County, Tennessee

One-bay porch with a gable-front roof and box columns. Entrance is off center with a 6-panel Colonial Revival door.

788. 721 Normal Cl C. 1-story, 3-bay, vertical board siding and brick veneer cape cottage with Minimal Traditional influence built in 1945. Gable roof with fascia board, asphalt shingles, and interior chimney. Windows are 8/8 double-hung. One-bay central porch with a gable-front roof and coupled box columns. Entrance is center with a 6-panel Colonial Revival door. Attached garage now altered with garage bay enclosure and replacement siding.

789. 723 Normal Cl C. 1-story, 4-bay, brick veneer Minimal Traditional house built in 1945. Gable roof with gable-front end, fascia board, asphalt shingles, and interior central chimney. Windows are 8/8 double-hung. One-bay side porch with gable roof and plain posts. Entrance is off center with a 6-panel Colonial Revival door.

790. 727 Normal Cl C. 1-story, 4-bay, weatherboard siding and brick veneer Minimal Traditional house built in 1947. Gable roof with gable-front "L," flush eaves, asphalt shingles, and interior central chimney. Windows are 8/8 double-hung and multi-light stationary flanked by 4/4 double-hung. One-bay flat roof porch with metal pole support. Entrance is off center with a multi-light Colonial Revival cottage door.

Garage. 1-story, 1-bay, novelty siding, gable roof (C).

791. 730 Normal Cl C. 1-story, 5-bay, brick veneer Minimal Traditional house built in 1948. Gable-on-hip roof with fascia board, asphalt shingles, and interior end chimney. Windows are multi-light casements in pairs or as a band of three. One-bay central porch with a gable-front roof featuring half-timbering and supported by wrought iron. One-bay undercut side porch with offset multi-light French door and wrought iron supports. Entrance is center with a 6-panel Colonial Revival door.

792. 731 Normal Cl C. 1-story, 3-bay, brick veneer Minimal Traditional house built in 1942. Gable roof with gable-front "L," fascia board, asphalt shingles, and interior chimney. Windows are replacement 1/1 single-hung. One-bay porch with a gable-front roof and wrought iron. Entrance is off center with a non-visible door.

Garage. 1-story, 1-bay, vinyl siding, gable roof (NC due to complete siding and door replacement).

793. 735 Normal Cl NC. 1.5-story, 4-bay, brick veneer Minimal Traditional house built in 1945 and altered due to visible rear shed and side addition at unknown dates. Gable roof with fascia board, asphalt shingles, and exterior end chimney. Windows are replacement 1/1 single-hung and single-light stationary. One-bay porch with a gable-front roof and wrought iron supports. Entrance is off center with a 2-light Colonial Revival door. Original garage now enclosed and connected to house by hyphen.

United States Department of the Interior
National Park Service

National Register of Historic Places Continuation Sheet

Section number 7 Page 122 Normal Station Historic District Shelby County, Tennessee

794. 738 Normal Cl C. 1-story, 4-bay, brick veneer Minimal Traditional house built in 1948. Gable roof with gable-front "L," fascia board, asphalt shingles, and interior central chimney. Windows are 8/8 double-hung. One-bay porch with a shed roof and box piers. One-bay side porch with gable and clustered box columns with lattice infill. Entrance is off center with 6-panel Colonial Revival door.

Garage. 1-story, 1-bay, novelty siding, hip roof (NC due to enclosure).

795. 743 Normal Cl C. 1-story, 4-bay, brick veneer Minimal Traditional house built in 1947. Gable roof with fascia board, asphalt shingles, and interior central chimney. Windows are 8/8 double-hung. One-bay porch with a gable-front roof and box columns. Entrance is off center with a 6-panel Colonial Revival door.

Garage. 1-story, 1-bay, novelty siding, gable roof (C).

796. 744 Normal Cl NC. 1-story, 4-bay, vinyl siding and brick veneer cape cottage with Minimal Traditional influence built in 1945 and altered due to side addition ca. 1960s. Gable roof with fascia board, asphalt shingles, and interior chimney. Windows are 6/6 and 1/1 double-hung. One-bay central porch with a gable-front roof and wrought iron supports. Entrance is center with a 6-panel Colonial Revival door; ca. 1960s 3-light door at side addition.

797. 751 Normal Cl C. 1-story, 4-bay, brick veneer Minimal Traditional house built in 1945. Gable roof with fascia board, asphalt shingles, and interior chimney. Windows are 6/6 and 4/4 double-hung in a band of three at enclosed side porch. One-bay porch with a shed roof and wrought iron supports. Entrance is off center with a 2-light Colonial Revival door.

Garage. 1-story, 2-bay, concrete block and weatherboard siding, gable roof (C).

798. 752 Normal Cl C. 1-story, 4-bay, aluminum siding and brick veneer Minimal Traditional house built in 1947. Gable roof with gable-front end, fascia board, asphalt shingles, and interior central chimney. Windows are 6/6 double-hung. One-bay porch with a shed roof and wrought iron supports. Entrance is off center with a 4-light Colonial Revival door.

Garage. 1-story, 1-bay, concrete block and weatherboard siding, gable roof (C).

799. 757 Normal Cl NC. 1-story, 4-bay, stone and brick veneer Minimal Traditional house built in 1945 and altered ca. 1965 with side porch enclosure. Gable roof with gable-front end, fascia board, asphalt shingles, and interior central chimney. Windows are 6/6 double-hung and single-light sliding. Entrance is off center with a slab door and entry hood.

Garage. 1-story, 1-bay, weatherboard siding, gable roof (C).

United States Department of the Interior
National Park Service

National Register of Historic Places Continuation Sheet

Section number 7 Page 123 Normal Station Historic District Shelby County, Tennessee

800. 758 Normal Cl C. 1-story, 4-bay, weatherboard siding and brick veneer Minimal Traditional house built in 1947. Gable roof with fascia board, asphalt shingles, and interior central chimney. Windows are 6/6 and 4/4 double-hung, some as a band of three. One-bay porch with a gable-front roof and wrought iron supports. Entrance is offset with a 2-light Colonial Revival door.

Garage. 1-story, 1-bay, concrete block and vinyl-siding, gable roof (C).

801. 763 Normal Cl C. 1-story, 4-bay, aluminum siding and brick veneer Minimal Traditional house built in 1950. Gable roof with fascia board, asphalt shingles, and interior central chimney. Windows are 6/6 double-hung. Three-quarter length porch with a gable-front roof and wrought iron supports. Entrance is off center with a slab door.

Garage. 1-story, 1-bay, weatherboard siding, gable roof (C).

802. 764 Normal Cl C. 1-story, 2-bay, weatherboard siding and brick veneer cape cottage with Minimal Traditional influence built in 1947. Gable roof with gable-front end, fascia board, asphalt shingles, and interior central chimney. Windows are 6/6 double-hung and multi-light stationary. One-bay porch with a gable-front roof and coupled box columns. Entrance is offset with 2-light Colonial Revival door.

Garage. 1-story, 1-bay, concrete block and weatherboard siding, gable roof (C).

803. 767 Normal Cl C. 1-story, 4-bay, aluminum siding and brick veneer Minimal Traditional house built in 1946. Gable roof with two gable-front ends of wood shake shingles, fascia board, asphalt shingles, and interior central chimney. Windows are 2/2 single-hung. One-bay undercut porch with wrought iron supports. Entrance is off center with a 2-light Colonial Revival door.

Garage. 1-story, 1-bay, weatherboard siding, gable roof (C).

804. 768 Normal Cl NC. 1-story, 4-bay, asbestos siding and brick veneer Minimal Traditional house built in 1947 and altered ca. 1960s with enclosed side porch. Gable roof with gable-front end, fascia board, asphalt shingles, and interior chimney. Windows are replacement 1/1 single-hung. Entrance is off center with a 4-light Colonial Revival door and shed roof entry hood.

Garage. 1-story, 1-bay, concrete block and weatherboard siding, gable roof (C).

805. 774 Normal Cl C. 1-story, 4-bay, vinyl siding and brick veneer cape cottage with Minimal Traditional influence built in 1947. Gable roof with gable-front end, fascia board, asphalt shingles, and interior central chimney. Windows are 6/6 double-hung. One-bay porch with a shed roof and box column. Side one-bay screened porch. Entrance is off center with a 4-light Colonial Revival door.

United States Department of the Interior
National Park Service

National Register of Historic Places Continuation Sheet

Section number 7 Page 124 Normal Station Historic District Shelby County, Tennessee

Garage. 1-story, 1-bay, concrete block and vinyl siding, gable roof (C).

806. 775 Normal Cl C. 1-story, 4-bay, asbestos siding and brick veneer Minimal Traditional house built in 1947. Gable roof with gable-front end, fascia board, asphalt shingles, and interior chimney. Windows are 2/2 and 6/6 double-hung. Entrance is off center with a 4-light Colonial Revival door.

Garage. 1-story, 1-bay, concrete block and vinyl siding, gable roof (C).

807. 780 Normal Cl C. 1-story, 5-bay, novelty siding and brick veneer Minimal Traditional house built in 1947. Gable roof with gable-front end, fascia board, asphalt shingles, and interior central chimney. Windows are 6/6 and multi-light casements in pairs or as a band of three. One-bay undercut porch with box columns. Entrance is offset with a 6-light Colonial Revival cottage door.

808. 796 Normal Cl C. 1-story, 3-bay, aluminum siding and brick veneer cape cottage with Minimal Traditional influence built in 1950. Gable roof with fascia board, asphalt shingles, and interior central chimney. Windows are 6/6 double-hung and single-light stationary flanked by 4/4 double-hung in a band of three. One-bay central porch with a shed roof and wrought iron supports. Entrance is center with a non-visible door. Attached rear one-bay garage now.

809. 800 Normal Cl NC. 1-story, 5-bay, aluminum siding and brick veneer Minimal Traditional house built in 1950 and altered due to replacement windows, enclosed porch, and side addition ca. 1960s. Gable roof with fascia board, asphalt shingles, and interior central chimney. Windows are replacement 1/1 single-hung. One-bay undercut porch with plain post supports. Entrance is offset with a non-visible door.

810. 805 Normal Cl C. 1-story, 4-bay, wood shake shingle and brick veneer cape cottage with Minimal Traditional influence built in 1947. Gable roof with gable-front "L," fascia board, asphalt shingles, and interior central chimney. Windows are 9/9 and 6/6 double-hung. One-bay side porch with a gable roof and coupled box columns. Entrance is offset with a 2-light Colonial Revival door.

Garage. 1-story, 1-bay, concrete block and weatherboard siding, gable roof (C).

811. 806 Normal Cl NC. 1-story, 4-bay, aluminum siding and brick veneer cape cottage with Minimal Traditional influence built in 1950 and altered due to side addition ca. 1960s. Gable roof with box cornice, asphalt shingles, and interior central chimney. Windows are 6/6 double-hung and single-light stationary flanked by 4/4 double-hung in a band of three. One-bay porch with a shed roof and wrought iron supports. Entrance is off center with a 3-light Craftsman cottage door.

812. 811 Normal Cl NC. 1-story, 3-bay, vinyl siding and brick veneer Minimal Traditional house built in 1947 and altered due to porch enclosure at unknown date. Gable roof with gable-front end, fascia board, asphalt shingles, and chimney. Windows are 8/8 double-hung. Entrance is off center with non-visible door.

United States Department of the Interior
National Park Service

National Register of Historic Places Continuation Sheet

Section number 7 Page 125 Normal Station Historic District Shelby County, Tennessee

Garage/carport. 1-story, 2-bay, novelty siding, gable roof (NC due to age).

813. 812 Normal Cl NC. 1-story, 5-bay, brick veneer Minimal Traditional house built in 1950 and altered due to enclosure of attached garage bay and carport addition ca. 1960s. Gable roof with gable-front "L," fascia board, asphalt shingles, and interior central chimney. Windows are multi-light casements and single-light stationary. Entrance is offset with a replacement slab door. Attached carport with wrought iron.

814. 820 Normal Cl C. 1-story, 5-bay, brick veneer Minimal Traditional house built in 1950. Gable roof with fascia board, asphalt shingles, and interior central chimney. Windows are 8/12 and paired 6/6 double-hung. One-bay central porch with a gable-front roof and wrought iron supports. Entrance is center with a 4-light Colonial Revival door. Rear one-bay, gable roof garage now attached by hyphen infill.

PARK AVENUE

815. 3644 Park C. 1-story, 3-bay, brick veneer cape cottage with Minimal Traditional influence built in ca. 1945 now used for commercial use. Gable roof with two gable-front dormers featuring 8/8 double-hung windows, box cornice, and asphalt shingles. Windows are 6/6 and 8/8 double-hung. Central bay gable-front roof porch supported by paired box columns. Central door is 6-panel Colonial Revival.

816. 3648 Park NC. 1-story, 3-bay, vinyl siding cape cottage with Minimal Traditional influence built in ca. 1945 and altered at unknown dates during commercial zoning change including partial window enclosure and replacement door. Gable roof with two hip roof dormers featuring 1/1 double-hung sashes, box cornice, and asphalt shingles. Entrance has a replacement 6-panel Colonial Revival door. Just One Hair Salon.

817. 3654 Park NC. 1-story, 4-bay, synthetic siding Minimal Traditional house built in 1950 and now used for commercial use and altered with replacement door and altered porch. Gable roof with dentilled box cornice, asphalt shingles, and chimney. Windows are 1/1 double-hung. One-bay porch is altered with a hip roof and metal pole supports. Entrance is off center with a 9-light Colonial Revival door. Radio Ambiente Caliente.

Garage. 1-story, 2-bay, vinyl siding, gable roof (NC due to enclosure).

818. 3658 Park C. 1-story, 3-bay, weatherboard siding cape cottage with Minimal Traditional influence built in 1941. Gable roof with box cornice, asphalt shingles, and interior chimney. Windows are replacement 8/8 single-hung. Entrance is center with a 9-light Colonial Revival door and bracketed entry hood.

819. 3664 Park C. 1-story, 3bay, vinyl siding cape cottage with Minimal Traditional influence built in 1941. Gable roof with box cornice, asphalt shingles, and chimney. Windows are replacement 9/6 and 6/6

United States Department of the Interior
National Park Service

National Register of Historic Places Continuation Sheet

Section number 7 Page 126 Normal Station Historic District Shelby County, Tennessee

single-hung. One-bay central porch with a gable-front roof and wrought iron supports. Entrance is center with 6-panel Colonial Revival door.

Garage. 1-story, 1-bay, vertical board siding, gable roof (C).

820. 3668 Park C. 1-story, 3-bay, vinyl siding Minimal Traditional house built in 1941. Gable roof with box cornice, asphalt shingles, and chimney. Windows are 8/8 double-hung. One-bay undercut porch with a box column for support. Entrance is off center with a 4-light Colonial Revival door.

Garage. 1-story, 1-bay, weatherboard and vertical board siding, gable roof (C).

821. 3674 Park C. 1-story, 3-bay, vinyl siding Minimal Traditional house built in 1941. Hip roof with box cornice, asphalt shingles, and interior chimney. Windows are 8/8 and 6/6 double-hung, some as pairs. One-bay porch with a shed roof and plain post supports. Entrance is off center with a 6-panel Colonial Revival door.

822. 3678 Park C. 1-story, 3-bay, vinyl siding cape cottage with Minimal Traditional influence built in 1941. Gable roof with flush eaves, asphalt shingles, and chimney. Windows are paired 6/6 double-hung. One-bay central porch with a shed roof and plain post supports. Entrance is center with a replacement slab door.

Garage. 1-story, 1-bay, weatherboard siding, gable roof (C).

823. 3684 Park C. 1-story, 4-bay, asbestos siding cape cottage with Minimal Traditional influence built in 1941. Gable roof with fascia board, asphalt shingles, and interior central chimney. Windows are 8/8 and 6/6 double-hung. Entrance is off center with a 9-light Colonial Revival cottage door with shed roof entry hood.

Garage. 1-story, 1-bay, vinyl siding, gable roof (C).

824. 3688 Park C. 1-story, 3-bay, novelty siding cape cottage with Minimal Traditional influence built in 1941. Gable roof with scalloped fascia board, asphalt shingles, and interior chimney. Windows are 8/8 and 6/6 double-hung. Partial undercut porch with wrought iron supports. Entrance is offset with a 6-panel Colonial Revival door.

Garage. 1-story, 1-bay, novelty siding, gable roof (NC due to enclosure).

825. 3694 Park C. 1-story, 4-bay, novelty siding cape cottage with Minimal Traditional influence built in 1941. Gable roof with fascia board, asphalt shingles, and interior central chimney. Windows are 8/8 and 6/6 double-hung. One-bay porch with a gable-front roof and box columns. Entrance is off center with a 4-light Colonial Revival door.

United States Department of the Interior
National Park Service

National Register of Historic Places Continuation Sheet

Section number 7 Page 127 Normal Station Historic District Shelby County, Tennessee

Garage. 1-story, 1-bay, weatherboard siding, gable roof (C).

826. 3698 Park C. 1-story, 3-bay, asbestos siding cape cottage with Minimal Traditional influence built in 1941. Gable roof with box cornice, asphalt shingles, and interior chimney. Windows are 8/8 and 6/6 double-hung. Partial-width undercut porch with turned post supports. Entrance is offset with a not visible door.

Garage. 1-story, 1-bay, novelty siding, gable roof (C).

827. 3704 Park C. 1-story, 4-bay, asbestos siding Minimal Traditional house built in 1941. Gable roof with flush eaves, asphalt shingles, and interior central chimney. Windows are 6/6 double-hung. One-bay porch with a gable-front roof and wrought iron supports. Entrance is off center with a 6-panel Colonial Revival door.

Garage. 1-story, bays not visible, asbestos siding, gambrel roof (NC due to large additions at unknown dates).

828. 3708 Park C. 1-story, 4-bay, asbestos siding Minimal Traditional house built in 1941. Gable roof with gable-front "L," flush eaves, asphalt shingles, and chimney. Windows are 8/8 double-hung. Entrance is off center with a 6-panel Colonial Revival door and entry hood.

Garage. 1-story, 1-bay, weatherboard siding, gable roof (C).

829. 3714 Park NC. 1-story, 3-bay, brick veneer Massed Ranch house built in 1982. Hip roof with box cornice, asphalt shingles, and chimney. Windows are 6/6 single-hung. Entrance is center with a 6-panel Colonial Revival door. Attached rear carport.

Garage. 1-story, 4-bays, brick veneer, gable roof (NC).

830. 3734 Park NC. 1-story, 3-bay, brick veneer Modernist Commercial building built in 1980. Hip roof with box cornice and asphalt shingles. Windows are single-light stationary. Entrance is off center with a single-light ca. 1960s style commercial door. Park Avenue Animal Hospital.

831. 3740 Park C. 1-story, 6-bay, stone and brick veneer Minimal Traditional house built in 1937. Gable roof with box cornice, asphalt shingles, and interior chimney. Windows are 6/6 double-hung and single-light stationary flanked by multi-light casements. Entrance is off center, set within a prominent stone veneer gable-front end with 6/6 double-hung window above, and features a replacement multi-light fanlight Colonial Revival door flanked by fluted pilasters, broken pediment, and finial. One-bay side porch with gable roof and wrought iron support. Attached original single-bay garage with 2-light garage door. Peter Trimble Dentistry.

United States Department of the Interior
National Park Service

National Register of Historic Places Continuation Sheet

Section number 7 Page 128 Normal Station Historic District Shelby County, Tennessee

832. 3750 Park C. 1-story, 2-bay, brick veneer Massed Ranch house built in 1947. Hip roof with box cornice, asphalt shingles, and interior chimney. Windows are 2/2 single-hung. Entrance is off center with a single-light oval cut glass door.

Guesthouse. 1-story, 3-bay, board siding, single-light sliding windows, gable roof with exposed rafter tails (NC due to age).

833. 3754 Park C. 1-story, 4-bay, brick veneer and novelty siding cape cottage with Minimal Traditional influence built in 1940. Gable roof with box cornice, asphalt shingles, and chimney. Windows are 1/1 double-hung. One-bay side porch with clustered box columns. Entrance is center with a non-visible door and gable-front bracketed entry hood.

Garage. 1-story, 1-bay, weatherboard siding, gable roof (C).

834. 3768 Park NC. 1-story, 4-bay, weatherboard siding Craftsman bungalow duplex built in ca. 1925 and altered with replacement doors and porch posts at an unknown date. Gable roof with exposed rafter tails, asphalt shingles, and chimney. Windows are 1/1 double-hung. One-bay central porch with a gable-front roof and replacement plain post supports. Entrances are off center with replacement multi-light fanlight Colonial Revival doors.

Guesthouse. 1-story, 3-bay, aluminum siding with hip roof. Windows are 1/1 double-hung. One-bay shed roof porch (NC due to age).

835. 3774 Park NC. 1-story, 3-bay, brick veneer cape cottage with Minimal Traditional influence built in 1940 and altered with enclosed side porches and window bays, and replacement door at unknown date. Gable roof with box cornice, asphalt shingles, and chimney. Windows are multi-light casement. One-bay central porch with a gable-front roof and clustered plain post supports. Entrance is center with a replacement multi-light Colonial Revival cottage door.

Garage. 1-story, 2-bay, asbestos siding, gable roof (NC due to replacement siding and doors).

836. 3778 Park C. 1-story, 4-bay, novelty siding and brick veneer Minimal Traditional house built in 1947 converted to commercial use. Gable roof with gable-front end, fascia board, asphalt shingles, and interior central chimney. Windows are 8/8 and 6/6 double-hung. Partial-width undercut porch with wrought iron supports. Entrance is off center with a replacement slab door. Golden Grain Church.

PATTERSON STREET

United States Department of the Interior
National Park Service

National Register of Historic Places Continuation Sheet

Section number 7 Page 129 Normal Station Historic District Shelby County, Tennessee

837. 643 Patterson C. 1-story, 4-bay, vinyl siding Craftsman bungalow built in ca. 1925. Clipped gable roof with box cornice, two eyebrow dormers, asphalt shingles, and interior chimney. Windows are 6/1 double-hung. Entrance is off center and set within an elongated Tudor Revival gable-front with a single-light cottage door. Shares historic garage with 3622 Spottswood.

838. 753 Patterson C. 1-story, 3-bay, brick veneer Minimal Ranch house built in 1950. Gable roof with gable-front "L," box cornice, asphalt shingles, and interior central chimney. Windows are paired 2/2 single-hung. Partial-width undercut porch with no supports. Entrance is off center with a 6-panel Colonial Revival door.

Garage. 1-story, 2-bay, novelty siding, gable roof (C).

839. 754 Patterson C. 1-story, 3-bay, brick veneer cape cottage with Minimal Traditional influence built in 1950. Gable roof with two gable-front dormers featuring 1/1 double-hung windows, box cornice, asphalt shingles, and interior central chimney. Windows are paired 6/6 double-hung and single-light stationary flanked by 6/6 double-hung. One-bay central porch with a flat roof and wrought iron supports. Entrance is center with a ca. 1960s 3-light door.

Garage. 1-story, 1-bay, novelty siding, gable roof (NC due to enclosure with bay window featuring multiple 6/6 double-hung windows).

840. 758 Patterson C. 1-story, 3-bay, brick veneer Minimal Traditional house built in 1947. Gable roof with gable-front "L," fascia board, asphalt shingles, and interior central chimney. Windows are 1/1 and 6/6 double-hung. Entrance is off center with a 4-light Colonial Revival door.

Garage. 1-story, 1-bay, novelty siding, gable roof (C).

841. 757 Patterson C. 1-story, 3-bay, brick veneer Minimal Traditional house built in 1948. Gable roof with gable-front end, fascia board, asphalt shingles, and interior chimney. Windows are 6/6 and 4/4 double-hung, some as a band of three. One-bay side porch with a gable roof and wrought iron supports. Entrance is offset with a 2-light Colonial Revival door.

Garage. 1-story, 1-bay, weatherboard siding, gable roof (C).

842. 762 Patterson C. 1-story, 4-bay, vinyl siding and brick veneer cape cottage with Minimal Traditional influence built in 1947. Gable roof with box cornice, asphalt shingles, and exterior end chimney. Windows are 8/8 double-hung. One-bay central porch with a hip roof and wrought iron supports. One-bay side porch with undercut roof supported by wrought iron and featuring a 6-light Colonial Revival cottage door. Main entrance is center with a 6-light Colonial Revival cottage door.

United States Department of the Interior
National Park Service

National Register of Historic Places Continuation Sheet

Section number 7 Page 130 Normal Station Historic District Shelby County, Tennessee

843. 763 Patterson C. 1-story, 3-bay, brick veneer Minimal Traditional house built in 1950. Gable roof with gable-front end, fascia board, asphalt shingles, and interior chimney. Windows are replacement 1/1 single-hung, some in bands of three. One-bay porch with a gable roof and wrought iron supports. Entrance is offset with a non-visible door.

Garage. 1-story, 1-bay, weatherboard siding, gable roof (C).

844. 777 Patterson NC. 1-story, 6-bay, brick veneer Traditional Ranch house with Modernist influence built in 1961. Gable roof with box cornice, asphalt shingles, and chimney. Windows are 2/2 single-hung and single-light sliding at side addition. 2-bay porch with a shed roof and wrought iron supports. Entrance is off center with a slab door.

SHOTWELL STREET

845. 570 Shotwell C. 1-story, 3-bay, asbestos siding Minimal Traditional house built in 1942. Gable roof with gable-front "L," box cornice, asphalt shingles, and interior end chimney. Windows are 8/8 and 6/6 double-hung. Partial-width undercut porch with box columns. Entrance is off center with a non-visible door.

Garage/utility building. 1-story, 2-bay consisting of 5-panel door and 4/4 double-hung window; matching windows on other elevations, novelty siding, gable roof (C).

846. 571 Shotwell C. 1-story, 3-bay, aluminum siding cape cottage with Minimal Traditional influence built in 1950. Gable roof with flush eaves, asphalt shingles, and interior central chimney. Windows are 6/6 double-hung. One-bay central porch with a gable-front roof and wrought iron supports. Entrance is center with a 6-panel Colonial Revival door.

Garage. 1-story, 1-bay, novelty siding, gable roof (C).

847. 575 Shotwell NC. 1-story, 4-bay, masonite siding Minimal Traditional house built in 1950 and altered ca. 2003 with replacement door, windows, and porch columns. Gable roof with flush eaves, asphalt shingles, and interior end chimney. Windows are replacement 4/4 single-hung. Partial-width undercut porch with a gable roof and replacement classical columns. Entrance is off center with a 6-panel Colonial Revival door with glass cut-ins.

848. 576 Shotwell C. 1-story, 4-bay, vinyl siding Minimal Traditional house built in 1942. Gable roof with fascia board, asphalt shingles, and chimney. Windows are 8/8 and 6/6 double-hung. One-bay porch with a gable-front roof and replacement turned post supports. Entrance is off center with a multi-light Colonial Revival cottage door.

United States Department of the Interior
National Park Service

National Register of Historic Places Continuation Sheet

Section number 7 Page 131 Normal Station Historic District Shelby County, Tennessee

849. 580 Shotwell NC. 1-story, 3-bay, board and batten siding and aluminum siding cape cottage with Minimal Traditional influence built in 1942 and altered due to porch enclosure at entrance at an unknown date. Gable roof with box cornice, asphalt shingles, and chimney. Windows are 2/2 single-hung and single-light stationary at enclosed former porch. One-bay side porch with gable roof and supported by clustered box columns with lattice infill. Entrance is center with a 6-panel Colonial Revival door with glass cut-ins.

Garage. 1-story, 1-bay, weatherboard siding, gable roof (C).

850. 581 Shotwell C. 1-story, 3-bay, aluminum siding cape cottage with Minimal Traditional influence built in 1950. Gable roof with flush eaves, asphalt shingles, and interior central chimney. Windows are 2/2 single-hung. One-bay porch with a gable-front roof and wrought iron supports. Entrance is off center with a 6-panel Colonial Revival door.

851. 585 Shotwell C. 1-story, 4-bay, aluminum siding Minimal Traditional house built in 1946. Gable roof with gable-front end, flush eaves, asphalt shingles, and interior end chimney. Windows are 6/6 double-hung. Partial-width undercut porch with wrought iron supports. Entrance is off center with a non-visible door.

Garage. 1-story, 1-bay, possibly aluminum siding, gable roof (C).

852. 586 Shotwell C. 1-story, 3-bay, aluminum siding Minimal Traditional house built in 1942. Gable roof with gable-front "L," flush eaves, asphalt shingles, and interior central chimney. Windows are replacement 2/2 single-hung. One-bay porch with a flat roof and wrought iron supports. Entrance is offset with a multi-light Colonial Revival cottage door.

853. 590 Shotwell C. 1-story, 3-bay, aluminum siding cape cottage with Minimal Traditional influence built in 1942. Gable roof with box cornice, asphalt shingles, and interior central chimney. Windows are 8/8 double-hung. One-bay central porch with a gable-front roof with box cornice and return, and wrought iron supports and balustrade. Entrance is center with a 6-panel Colonial Revival door.

Garage. 1-story, 1-bay, weatherboard siding, gable roof (C).

854. 591 Shotwell C. 1-story, 3-bay, permastone veneer cape cottage with Minimal Traditional influence built in 1944. Gable roof with flush eaves, asphalt shingles, and interior central chimney. Windows are 6/6 double-hung with window hoods. One-bay central porch with a shed roof, scalloped dentil cornice, and wrought iron supports and balustrade. Entrance is center with a 6-panel Colonial Revival door.

855. 595 Shotwell C. 1-story, 3-bay, vinyl siding Minimal Traditional house built in 1945. Gable roof with gable-front end, flush eaves, asphalt shingles, and interior central chimney. Windows are 6/6 double-hung, some as a pair with window hoods. One-bay porch with a gable roof and wrought iron supports. Entrance is off center with a 6-panel Colonial Revival door.

United States Department of the Interior
National Park Service

National Register of Historic Places Continuation Sheet

Section number 7 Page 132 Normal Station Historic District Shelby County, Tennessee

Garage. 1-story, bays not visible, board siding, gable roof (NC due to age).

856. 596 Shotwell C. 1-story, 5-bay, aluminum siding Minimal Traditional house built in 1942. Gable roof with box cornice, asphalt shingles, and interior end chimney. Windows are 8/8 and 6/6 double-hung with window hoods; single-light stationary at enclosed side porch. One-bay porch with a gable-front roof and wrought iron. Entrance is off center with a replacement ca. 1960s 3-light door.

Garage. 1-story, 1-bay, novelty siding, gable roof (C).

857. 600 Shotwell NC. 1-story, 5-bay, weatherboard and board siding Minimal Traditional house built in 1942 due to porch enclosure. Gable roof with gable-front end, box cornice, asphalt shingles, and interior central chimney. Windows are replacement 6/6 single-hung. Partial-width porch is altered/partially enclosed with a gable-front roof and single-light stationary windows. Entrance is off center with a replacement slab door.

Garage. 1-story, 1-bay, novelty siding, gable roof (C).

858. 601 Shotwell NC. 1-story, 5-bay, aluminum siding Minimal Traditional house built in 1945 and altered with porch enclosure at an unknown date. Gable roof with flush eaves, asphalt shingles, and interior central chimney. Windows are 6/6 double-hung with aluminum hoods. Partial-width porch is altered/partially enclosed with a gable-front roof and supports. Entrance is center with a non-visible door.

Garage. 1-story, not fully visible, gable (NC).

859. 604 Shotwell C. 1-story, 3-bay, permastone veneer cape cottage with Minimal Traditional influence built in 1942. Gable roof with flush eaves, asphalt shingles, and interior central chimney. Windows are paired 6/6 double-hung. One-bay central porch with a gable-front roof and wrought iron supports. Entrance is center with a non-visible door.

860. 605 Shotwell NC. 1-story, 4-bay, asbestos siding, Minimal Traditional house built in 1945 and altered with porch enclosure at unknown date. Gable roof with flush eaves, asphalt shingles, and interior end chimney. Windows are 6/6 double-hung with aluminum hoods. Three-quarter length screened porch is altered/partially enclosed with a wraparound shed roof aluminum awning. Entrance is off center with a non-visible door.

Garage. 1-story, not fully visible, gable roof (NC).

861. 610 Shotwell C. 1-story, 3-bay, vinyl siding cape cottage with Minimal Traditional influence built in 1942. Gable roof with fascia board, asphalt shingles, and interior central chimney. Windows are 8/8 and 6/6

United States Department of the Interior
National Park Service

National Register of Historic Places Continuation Sheet

Section number 7 Page 133 Normal Station Historic District Shelby County, Tennessee

double-hung. One-bay porch with a gable-front roof and box columns. Entrance is off center with a multi-light Colonial Revival cottage door.

Garage. 1-story, 1-bay, siding not visible, gable (C).

862. 611 Shotwell NC. 1-story, 3-bay, vinyl siding cape cottage with Minimal Traditional influence built in 1944 and altered due to replacement siding and windows. Hip roof with box cornice, asphalt shingles, and interior central chimney. Windows are replacement 1/1 double-hung. One-bay central porch with a gable-front roof and box columns. Entrance is center with a 6-panel Colonial Revival door.

863. 615 Shotwell C. 1-story, 5-bay, brick veneer Minimal Traditional house built in 1945. Gable roof with box cornice, asphalt shingles, and chimney. Windows are 6/6 and 8/8 double-hung, some as a pair. One-bay porch with a gable-front roof and wrought iron supports. Entrance is off center with a non-visible door.

864. 616 Shotwell C. 1-story, 4-bay, permastone veneer Minimal Traditional house built in 1948. Gable roof with flush eaves, asphalt shingles, and interior central chimney. Windows are 2/2 single-hung and single-light stationary flanked by multi-light casements. One-bay porch with a gable-front roof and wrought iron supports. Entrance is off center with a multi-light Colonial Revival cottage door.

865. 620 Shotwell C. 1-story, 4-bay, vinyl siding Minimal Traditional house built in 1940. Gable roof with gable-front end, flush eaves, asphalt shingles, and interior end chimney. Windows are 1/1 single-hung, all with aluminum hoods. One-bay gable-front porch with box columns. Entrance is off center with a 6-panel Colonial Revival door. Attached single-bay garage.

866. 623 Shotwell C. 1-story, 5-bay, stone veneer Minimal Traditional house built in 1944. Gable roof with gable-front dormer featuring single-light window, box cornice, prominent gable-front Tudor Revival exaggerated roofline, large facade stone chimney, and asphalt shingles. Windows are 8/8 double-hung and small 2-light stationary adjacent to entrance. Entrance is off center and set within the Tudor Revival gable-front end with a round arch wrought iron storm door.

Utility Building. 1-story, 1-bay, board siding, gable roof (NC due to new construction).

867. 626 Shotwell C. 1-story, 3-bay, aluminum siding Minimal Traditional house built in 1942. Gable roof with gable-front "L," box cornice, asphalt shingles, and interior central chimney. Windows are 8/8 and 6/6 double-hung. Three-quarter length porch with a flat roof and wrought iron supports. Entrance is off center with a multi-light Colonial Revival cottage door.

868. 629/631 Shotwell C. 1-story, 4-bay, brick veneer and asbestos shingle cape cottage duplex with Minimal Traditional influence built in 1950. Gable roof with flush eaves, asphalt shingles, and interior end

United States Department of the Interior
National Park Service

National Register of Historic Places Continuation Sheet

Section number 7 Page 134 Normal Station Historic District Shelby County, Tennessee

chimney. Windows are paired double multi-light casements. One-bay central porch with a gable-front roof and box columns. Entrances are center with 6-panel Colonial Revival doors.

869. 630 Shotwell NC. 1-story, 5-bay, weatherboard and board siding cape cottage with Minimal Traditional influence built in 1942 and altered due to central bay enclosure/alteration and side bay enclosure at unknown dates. Gable roof with box cornice, asphalt shingles, and chimney. Windows are 6/6 double-hung and single-light stationary. Central porch is altered with a gable-front end roof. Entrance is off center with a 4-light Colonial Revival door.

Garage. 1-story, 1-bay, weatherboard siding, gable roof (C).

870. 636 Shotwell C. 1-story, 3-bay, vinyl siding cape cottage with Minimal Traditional influence built in 1941. Gable roof with flush eaves, asphalt shingles, and interior central chimney. Windows are 8/8 with aluminum window hoods. One-bay central porch with a gable-front roof and box columns. Entrance is center with a multi-paneled Colonial Revival door.

Garage. 1-story, 1-bay, weatherboard siding, gable roof with exposed rafter tails (C).

871. 637 Shotwell C. 1-story, 3-bay, board siding and stone veneer Minimal Traditional house built in 1940. Gable-front roof with gable-front end, flush eaves, asphalt shingles, and chimney. Windows are 12/12 and 6/6 double-hung flanking a single-light stationary. One-bay porch with a gable roof and supports. One-bay side porch with side gable roof and stone piers. Entrance is offset with a non-visible door.

Garage. 1-story, 1-bay with replacement single-leaf double doors, novelty siding, gable roof (NC due to enclosure).

872. 640 Shotwell C. 1-story, 3-bay, aluminum siding and brick veneer Minimal Traditional house built in 1950. Gable roof with gable-front "L," fascia board, asphalt shingles, and interior end chimney. Windows are 8/8 double-hung with canvass window hoods. One-bay porch with a shed roof and wrought iron supports. Entrance is off center with a 4-light Colonial Revival cottage door.

Garage. 1-story, 2-bay, aluminum siding, hip roof (NC due to age).

873. 641 Shotwell NC. 1-story, 4-bay, board and batten siding Minimal Traditional house built in 1944 and altered due to porch reconstruction. Gable roof with flush eaves, asphalt shingles, and interior end chimney. Windows are 1/1 double-hung. Partial-width undercut porch with a gable-front roof and replacement turned post supports. Entrance is off center with a 6-panel Colonial Revival door.

Garage. Not fully visible (NC).

United States Department of the Interior
National Park Service

National Register of Historic Places Continuation Sheet

Section number 7 Page 135 Normal Station Historic District Shelby County, Tennessee

874. 646 Shotwell C. 1-story, 4-bay, weatherboard siding Minimal Traditional house built in 1941. Gable roof with gable-front end, fascia board, asphalt shingles, and chimney. Windows are 6/6 double-hung. One-bay side screened porch with box columns. Entrance is off center with a multi-paneled Colonial Revival door.

875. 647 Shotwell NC. 1-story, 4-bay, stone veneer and vinyl siding Minimal Traditional house built in 1944 and altered with replacement wall cladding at unknown date. Gable roof with gable-front end, flush eaves, asphalt shingles, and interior end chimney. Windows are 6/6 double-hung. Three-quarter length undercut porch with wrought iron supports. Entrance is off center with a 6-panel Colonial Revival door.

876. 650 Shotwell C. 1-story, 4-bay, brick veneer cape cottage with Minimal Traditional influence built in 1945. Gable roof with flush eaves, asphalt shingles, and interior central chimney. Windows are 6/6 double-hung. Entrance is off center with a 4-light Colonial Revival door, scalloped lintel and topped with small gable-front end. One-bay side screened porch with plain post support.

877. 656 Shotwell C. 1-story, 3-bay, asbestos siding and brick veneer cape cottage with Minimal Traditional influence built in 1947. Gable roof with flush eaves, asphalt shingles, and interior central chimney. Windows are 6/6 double-hung. Partial-width gable-front roof porch and wrought iron supports. Entrance is off center with a 4-light Colonial Revival door.

Garage. 1-story, 1-bay, novelty siding, gable roof (C).

878. 660 Shotwell C. 1-story, 4-bay, brick veneer cape cottage with Minimal Traditional influence built in 1944. Gable roof with flush eaves, asphalt shingles, and interior central chimney. Windows are 6/6 double-hung. Entrance is center with a 5-light Colonial Revival door with scalloped lintel and topped by a small gable-front end. One-bay side porch with box columns.

879. 670 Shotwell C. 1-story, 3-bay, stone and brick veneer cape cottage with Minimal Traditional influence built in 1950. Gable roof with flush eaves, asphalt shingles, and interior chimney. Windows are paired 6/6 double-hung. Entrance is center with a non-visible door topped with a small gable-front end.

Garage. 1-story, 1-bay, novelty siding, gable roof with exposed rafter tails (C).

880. 674 Shotwell C. 1-story, 3-bay, vinyl siding and brick veneer cape cottage with Minimal Traditional influence built in 1948. Gable roof with gable-front end, flush eaves, asphalt shingles, and interior chimney. Windows are 6/6 double-hung; some as a band of three. One-bay porch with a shed roof and wrought iron supports. Entrance is offset with a multi-light Colonial Revival cottage door.

Garage. 1-story, 1-bay, novelty-siding, gable roof with exposed rafter tails (C).

United States Department of the Interior
National Park Service

National Register of Historic Places Continuation Sheet

Section number 7 Page 136 Normal Station Historic District Shelby County, Tennessee

881. 680 Shotwell C. 1-story, 3-bay, novelty siding and brick veneer cape cottage with Minimal Traditional influence built in 1950. Gable roof with gable-front "L," flush eaves, asphalt shingles, and interior chimney. Windows are 8/8 double-hung and single-light stationary flanked by 4/4 double-hung. Partial-width undercut porch with a gable roof and supports. Entrance is off center with a 4-light Colonial Revival door with pilaster and lintel surround.

Garage. 1-story, 1-bay, novelty siding, gable roof with exposed rafters (C).

882. 683 Shotwell NC. 1-story, 4-bay, aluminum and vinyl siding Minimal Traditional house built in 1945 and altered with side addition at unknown date. Gable roof with flush eaves, asphalt shingles, and chimney. Windows are 8/8 double-hung. Three-quarter length porch with a shed roof and wrought iron supports and balustrade. Entrance is center with a replacement slab door.

883. 686 Shotwell C. 1-story, 2-bay, Craftsman bungalow built in 1922. Gable-front roof with box cornice, three single-light attic hoppers with molded brackets and topped by a round arch three single-light stationary attic windows, gable-end with stucco veneer and half-timbering, asphalt shingles, and interior central chimney. Windows are paired 1/1 double-hung. Full-width porch with a hip roof, gable-front end with 3-light hopper window with star detail, supported by box columns with molded capitals. Entrance is off center with a 6-panel Colonial Revival door with multi-light sidelights.

884. 687 Shotwell C. 1-story, 3-bay, vinyl and asbestos siding cape cottage with Minimal Traditional influence built in 1945. Gable roof with flush eaves, asphalt shingles, and exterior end chimney. Windows are 8/8 double-hung. One-bay undercut porch with scalloped cornice and segmental arch supported by wrought iron. Entrance is offset with a non-visible door.

885. 693 Shotwell C. 1-story, 3-bay, asbestos siding cape cottage with Minimal Traditional influence built in 1943. Gable roof with box cornice featuring scalloped molding, asphalt shingles, and chimney. Windows are 6/6 double-hung. Entrance is off center with a 6-panel Colonial Revival door.

Garage not fully visible (NC).

886. 694 Shotwell C. 1-story, 4-bay, vinyl siding and brick veneer cape cottage with Minimal Traditional influence built in 1950. Gable roof with gable-front end, flush eaves, asphalt shingles, and interior chimney. Windows are 6/6 double-hung. Entrance is center with a 2-light Colonial Revival door, pilaster surround and broken scrolled pediment. Enclosed side porch.

887. 699 Shotwell C. 1-story, 5-bay, asbestos siding Minimal Traditional house built in 1940. Gable roof with box cornice featuring scalloped molding, asphalt shingles, and interior chimney. Windows are Craftsman 4/1 and 3/1 double-hung; some as a band of three. Entrance is off center with a 4-light Colonial Revival door with shed roof awning with metal pole supports.

United States Department of the Interior
National Park Service

National Register of Historic Places Continuation Sheet

Section number 7 Page 137 Normal Station Historic District Shelby County, Tennessee

Garage. 1-story, 2-bay, asbestos shingle, gable roof (NC due to age).

888. 702 Shotwell C. 1-story, 5-bay, novelty siding Minimal Traditional house built in 1942. Gable roof with box cornice, asphalt shingles, and interior chimney. Windows are 8/8 and 6/6 double-hung as well as single-light stationary flanked by 4/4 double-hung. One-bay porch with a hip roof and wrought iron supports. One-bay side porch with wrought iron. Entrance is off center with a 6-panel Colonial Revival door.

Utility building. 1-story, 1-bay, novelty siding, gable roof with exposed rafter tails (C).

889. 710 Shotwell C. 1-story, 3-bay, weatherboard siding Colonial Revival bungalow built in 1922. Gable-front roof with single-light attic hopper window, box cornice, asphalt shingles, and chimney. Windows are 1/1 double-hung, some as a pair. Full-width porch with a truncated-hip roof and box columns. Entrance is off center with a 6-panel Colonial Revival door.

890. 711 Shotwell C. 1-story, 4-bay, brick veneer cape cottage with Minimal Traditional influence built in 1945. Gable roof with box cornice, asphalt shingles, and interior central chimney. Windows are 8/8 double-hung. One-bay porch with a gable roof supported by plain posts with sawn cut spindles. Entrance is offset with non-visible door.

891. 716 Shotwell C. 1-story, 4-bay, brick veneer cape cottage with Minimal Traditional influence built in 1944. Gable roof with box cornice, asphalt shingles, and interior chimney. Windows are 6/6 double-hung. Entrance is center with a 4-light Colonial Revival door topped with a gable-front end and shed roof awning. Enclosed side porch.

Garage. 1-story, 1-bay, weatherboard siding, gable roof with exposed rafter tails (C).

892. 717 Shotwell NC. 1-story, 4-bay, vinyl siding and brick veneer Minimal Traditional house built in 1945 and altered ca. 1960s with window replacement. Gable roof with flush eaves, asphalt shingles, and interior chimney. Windows are 6/6 double-hung and replacement single-light stationary. Partial-width porch with a gable-front roof and wrought iron supports. Entrance is off center with a 6-panel Colonial Revival door. Rear garage now attached through additions.

893. 720 Shotwell C. 1-story, 4-bay, brick veneer cape cottage with Minimal Traditional influence built in 1944. Gable roof with box cornice featuring scalloped molding, asphalt shingles, and interior chimney. Windows are 6/6 double-hung. One-bay side porch with louvers. Entrance is center with a 4-light Colonial Revival door with canvas shed awning with original spears.

Garage. 1-story, 1-bay, novelty siding, gable roof (C).

United States Department of the Interior
National Park Service

National Register of Historic Places Continuation Sheet

Section number 7 Page 138 Normal Station Historic District Shelby County, Tennessee

894. 726 Shotwell C. 1-story, 4-bay, brick veneer cape cottage with Minimal Traditional influence built in 1944. Gable roof with flush eaves, asphalt shingles, and interior chimney. One-bay side porch with wrought iron. Windows are 6/6 double-hung. Entrance is center with a 4-light Colonial Revival door set within gable-front projection.

895. 729 Shotwell C. 1-story, 4-bay, brick veneer Minimal Traditional house built in 1945. Gable roof with box cornice, asphalt shingles, and interior central chimney. Windows are 8/8 and 6/6 double-hung. Partial-width porch with a gable-front roof and box columns. Entrance is off center with a 6-panel Colonial Revival door.

Garage. 1-story, bays and siding not visible, gable roof (NC).

896. 730 Shotwell C. 1-story, 3-bay, vinyl siding and brick veneer cape cottage with Minimal Traditional influence built in 1944. Gable roof with flush eaves, asphalt shingles, and interior central chimney. Windows are 6/6 double-hung. Three-quarter length porch with a gable-front roof and plain post supports. Entrance is center with a 6-panel Colonial Revival door.

Garage. 1-story, 1-bay, novelty siding, gable roof (C).

897. 736 Shotwell C. 1-story, 4-bay, novelty siding and brick veneer cape cottage with Minimal Traditional influence built in 1944. Gable roof with scalloped cornice, flush eaves, asphalt shingles, and interior chimney. Windows are 6/6 double-hung. Entrance is center with a 4-light Colonial Revival door topped with gable-front end and shed roof entry hood.

Garage. 1-story, 1-bay, novelty siding, gable (C).

898. 737 Shotwell C. 1-story, 5-bay, board siding and brick veneer Minimal Traditional house built in 1950. Hip roof with box cornice, asphalt shingles, and chimney. Windows are 6-light casements in a band of three. One-bay central porch with a gable-front roof and box columns with sawn spindles. Entrance is off center with a 6-panel Colonial Revival door. Enclosed side porch.

899. 740 Shotwell C. 1-story, 4-bay, novelty siding and brick veneer cape cottage with Minimal Traditional influence built in 1944. Gable roof with flush eaves, asphalt shingles, and interior chimney. Windows are 6/6 double-hung. Entrance is center with a 4-light Colonial Revival door with shed awning. One-bay side porch with box columns.

900. 743 Shotwell NC. 1-story, 4-bay, aluminum siding and brick veneer Minimal Traditional house built in 1945 and altered with large side addition at an unknown date. Gable roof with gable-front end, box cornice, asphalt shingles, and interior chimney. Windows are 8/8 double-hung flanked by 2/2 double-hung

United States Department of the Interior
National Park Service

National Register of Historic Places Continuation Sheet

Section number 7 Page 139 Normal Station Historic District Shelby County, Tennessee

and 2/2 single-hung at addition. One-bay porch with a shed roof and box columns. Entrance is off center with a slab door. Original detached garage is now connected to house by hyphen addition.

901. 746 Shotwell C. 1-story, 4-bay, novelty siding and brick veneer cape cottage with Minimal Traditional influence built in 1944. Gable roof with box cornice featuring scalloped molding, asphalt shingles, and interior chimney. Windows are 6/6 double-hung. One-bay side screened porch supported by box columns. Entrance is center with a 4-light Colonial Revival door.

902. 749 Shotwell NC. 1-story, 5-bay, brick veneer Traditional Ranch house built in 1963. Gable roof with box cornice, gable-front end, asphalt shingles, and chimney. Windows are 6/6 single-hung. Entrance is off center with a 6-panel Colonial Revival door.

Garage. 1-story, 1-bay, board siding, gable roof (NC due to age).

903. 750 Shotwell C. 1-story, 4-bay, brick veneer cape cottage with Minimal Traditional influence built in 1944. Gable roof with flush eaves, asphalt shingles, and interior chimney. Windows are 6/6 double-hung. One-bay porch with a shed roof and metal spear supports. One-bay side porch with box columns. Entrance is center with a 4-light Colonial Revival door set within a gable-front projection.

904. 756 Shotwell C. 1-story, 4-bay, vinyl siding and brick veneer cape cottage with Minimal Traditional influence built in 1944. Gable roof with flush eaves, asphalt shingles, and interior chimney. Windows are 6/6 double-hung. One-bay central porch with a gable-front roof and box columns. Enclosed side porch. Entrance is center with a 4-light Colonial Revival door.

Garage. 1-story, 1-bay, novelty siding, gable roof with shed roof addition (NC due to alteration).

905. 757 Shotwell C. 1-story, 4-bay, weatherboard siding composite cottage with Colonial Revival influence built in 1915. Hip roof with hip roof dormer featuring paired 6-light hopper windows, box cornice, asphalt shingles, and chimney. Windows are 9/9 double-hung. Three-quarter length undercut wrap around porch with some enclosure, brackets, and spindled balustrade. Entrance is off center with a single-light Queen Anne cottage door and single-light transom.

906. 760 Shotwell C. 1-story, 4-bay, vinyl siding and brick veneer cape cottage with Minimal Traditional influence built in 1944. Gable roof with flush eaves, asphalt shingles, and interior chimney. Windows are 6/6 double-hung. Entrance is center with a 4-light Colonial Revival door. Enclosed side porch.

Garage. 1-story, 2-bay, novelty siding, gable roof (C).

907. 765 Shotwell C. 1-story, 3-bay, vinyl siding Massed Ranch house built in 1950. Gable-on-hip roof with hip roof "L," flush eaves, asphalt shingles, and interior chimney. Windows are paired 6/6 double-hung

United States Department of the Interior
National Park Service

National Register of Historic Places Continuation Sheet

Section number 7 Page 140 Normal Station Historic District Shelby County, Tennessee

and single-light stationary flanked by 3-lights. Three-quarter length undercut porch with wrought iron supports. Entrance is off center with a 6-panel Colonial Revival door.

Garage. 1-story, 1-bay, siding not visible, hip roof (C).

908. 766 Shotwell C. 1-story, 4-bay, aluminum siding and brick veneer cape cottage with Minimal Traditional influence built in 1944. Gable roof with box cornice featuring scalloped molding, asphalt shingles, and interior chimney. Windows are 6/6 double-hung. Entrance is center with 4-light Colonial Revival door, shed roof aluminum entry hood, and topped by a gable-front end. Enclosed side porch.

909. 770 Shotwell C. 1-story, 4-bay, asbestos siding and brick veneer cape cottage with Minimal Traditional influence built in 1944. Gable roof with box cornice featuring scalloped molding, asphalt shingles, and interior chimney. Windows are 6/6 double-hung. Entrance is center with a 4-light Colonial Revival door with shed roof aluminum entry hood.

Garage. 1-story, 1-bay, asbestos siding, gable roof (C).

910. 771 Shotwell NC. 1-story, 3-bay, aluminum siding and board and batten siding Massed Ranch house built in 1950 and altered with possible window replacement. Hip roof with box cornice, asphalt shingles, and chimney. Windows are 2/2 single-hung. One-bay undercut porch with wrought iron supports. Entrance is off center with a replacement slab door.

Garage. 1-story, 2-bay, board siding, gable roof (NC due to age).

911. 776 Shotwell NC. 1-story, bays not fully visible, weatherboard siding Colonial Revival cottage built in 1919 and altered considerable with a large 2-story rear addition ca. 1995. Hip roof with box cornice, asphalt shingles, and interior chimney; gable-front roof on rear addition. Windows are paired 1/1 double-hung. Full-width wrap-around porch with a hip roof supported by molded box columns and stone piers. Entrance is off center with a full-length single-light door, sidelights, and transom.

Barn/garage. 2-story, 1-bay, board siding, gable roof (NC due to deterioration and replacement materials).

912. 777 Shotwell C. 1-story, 4-bay, vinyl siding and brick veneer cape cottage with Minimal Traditional influence built in 1945. Gable roof with box cornice, asphalt shingles, and interior chimney. Windows are 6/6 double-hung. One-bay porch with a gable-front roof and wrought iron supports. Entrance is off center with a 2-light Colonial Revival door. Enclosed side porch.

Garage. 1-story, 2-bay, novelty-siding, gable roof (C).

United States Department of the Interior
National Park Service

National Register of Historic Places Continuation Sheet

Section number 7 Page 141 Normal Station Historic District Shelby County, Tennessee

913. 781 Shotwell C. 1-story, 4-bay, vinyl siding and brick veneer cape cottage with Minimal Traditional influence built in 1950. Gable roof with box cornice, asphalt shingles, and interior central chimney. Windows are 6/6 double-hung. Entrance is off center with a 2-light Colonial Revival door. Enclosed side porch.

Utility building. 1-story, bays not fully visible, gable and shed roofs (NC due to age).

914. 788 Shotwell C. 1-story, 3-bay, brick veneer cape cottage with Minimal Traditional influence built in 1945. Gable roof with box cornice, asphalt shingles, and interior central chimney. Windows are 6/6 double-hung with shed roof window hoods. Entrance is off center with a 2-light Colonial Revival door with hip roof entry hood supported by brackets.

915. 794 Shotwell C. 1-story, 3-bay, brick veneer cape cottage with Minimal Traditional influence built in 1942. Gable roof with box cornice, asphalt shingles, and interior central chimney. Windows are 6/6 double-hung. One-bay hip roof porch with wrought iron supports. Entrance is off center with a 4-light Colonial Revival door.

916. 795 Shotwell C. 1-story, 4-bay, brick veneer Minimal Traditional house built in 1950. Gable roof with gable-front "L," box cornice, asphalt shingles, and chimney. Windows are 6/6 double-hung and single-light stationary flanked by 4/4 double-hung. Entrance is off center with a 3-light ca. 1960s door. Attached rear garage.

917. 798 Shotwell C. 1-story, 3-bay, brick veneer cape cottage with Minimal Traditional influence built in 1942. Gable roof with box cornice, asphalt shingles, and interior chimney. Windows are 6/6 double-hung with shed roof aluminum hoods. One-bay porch with a gable-front roof and wrought iron supports. Entrance is center with a 5-light Colonial Revival door.

918. 803 Shotwell C. 1-story, 4-bay, brick veneer Minimal Traditional house built in 1950. Gable roof with gable-front "L," box cornice, asphalt shingles, and interior chimney. Windows are 2/2 single-hung and single-light stationary flanked by 2/2 single-hung. Partial-width undercut porch with box columns. Entrance is offset with a non-visible door.

Garage. 1-story, 2-bay, vinyl siding, gable roof (NC due to alteration).

919. 804 Shotwell C. 1-story, 3-bay, brick veneer cape cottage with Minimal Traditional influence built in 1942. Gable roof with box cornice, asphalt shingles, and interior central chimney. Windows are 6/6 double-hung. Entrance is center with a 2-light Colonial Revival door topped with gable-front end.

Garage. 1-story, 2-bay, novelty siding, gable roof (NC due to alteration).

United States Department of the Interior
National Park Service

National Register of Historic Places Continuation Sheet

Section number 7 Page 142 Normal Station Historic District Shelby County, Tennessee

920. 808 Shotwell C. 1-story, 4-bay, asbestos siding and brick veneer cape cottage with Minimal Traditional influence built in 1942. Gable roof with box cornice featuring scalloped molding, brick corbelling at facade ends, asphalt shingles, and interior chimney. Windows are 1/1 double-hung. Entrance is off center with a 5-light Colonial Revival door. Enclosed side porch.

Garage. 1-story, 2-bay, asbestos siding, gable roof (NC due to age).

921. 812 Shotwell C. 1-story, 3-bay, brick veneer cape cottage with Minimal Traditional influence built in 1944. Gable roof with box cornice, asphalt shingles, and interior chimney. Windows are 6/6 double-hung. Entrance is off center with a 9-light Colonial Revival cottage door with hip roof entry hood featuring scalloped cornice molding.

Garage. 1-story, 1-bay, aluminum siding, gable roof (C).

922. 817 Shotwell NC. 1-story, 5-bay, brick veneer Minimal Traditional house built in 1930 and altered with large 2-story rear addition and garage side addition ca. 1990s. Gable roof with box cornice, asphalt shingles, and chimney. Windows are 6/6 double-hung. One-bay porch with a gable-front roof and wrought iron supports. Entrance is off center with a non-visible door.

923. 818 Shotwell C. 1-story, 3-bay, brick veneer cape cottage with Minimal Traditional house built in 1942. Gable roof with box cornice featuring scalloped molding, asphalt shingles, and interior central chimney. Windows are replacement 2/2 single-hung with shed roof aluminum hoods. Entrance is center with a 6-panel Colonial Revival door.

924. 824 Shotwell C. 1-story, 3-bay, brick veneer cape cottage with Minimal Traditional influence built in 1942. Gable roof with box cornice, asphalt shingles, and interior chimney. Windows are 1/1 double-hung with shed roof aluminum hoods. One-bay porch with a gable-front roof and wrought iron supports. Entrance is off center with a non-visible door.

Garage. 1-story, 2-bay, aluminum siding, gable roof (NC due to age).

925. 828 Shotwell C. 1-story, 4-bay, brick veneer Minimal Traditional house built in 1942. Gable roof with gable-front end, box cornice, asphalt shingles, and interior chimney. Windows are 6/6 double-hung. One-bay porch with a an aluminum shed roof and wrought iron supports. One-bay side porch with gable roof supported by wrought iron. Entrance is off center with a 5-light Colonial Revival door.

Carport. 1-story, 1-bay, asbestos siding, gable roof (C).

926. 832 Shotwell NC. 1-story, 3-bay, brick veneer cape cottage with Minimal Traditional influence built in 1942 and altered with small side addition ca. 1990s. Gable roof with box cornice, asphalt shingles, and

United States Department of the Interior
National Park Service

National Register of Historic Places Continuation Sheet

Section number 7 Page 143 Normal Station Historic District Shelby County, Tennessee

interior chimney. Windows are replacement 1/1 single-hung. Original porch removed. Entrance is off center with a 5-light Colonial Revival door.

927. 833 Shotwell C. 1-story, 4-bay, brick veneer Minimal Traditional house built in 1940. Gable roof with gable-front end, box cornice, asphalt shingles, and interior chimney. Windows are 2/2 single-hung, some as a pair, and single-light stationary flanked by 2/2 single-hung. One-bay entrance porch with brick piers. One-bay undercut side porch with brick piers. Entrance is off center with a 2-light Colonial Revival door.

928. 833 rear Shotwell. 1-story, 3-bay, aluminum siding cape cottage with Minimal Traditional influence built in ca. 1940s. Gable roof with box cornice, asphalt shingles, and chimney. Windows are 6/6 double-hung. Entrance is center with a 2-panel door, shed awning, and shed entry hood. (C).

929. 838 Shotwell C. 1-story, 4-bay, vinyl siding and brick veneer cape cottage with Minimal Traditional influence built in 1942. Gable roof with box cornice, brick corbelling at facade, asphalt shingles, and interior chimney. Windows are 6/6 double-hung. Entrance is off center with a 2-light Colonial Revival door and shed roof entry hood set within a gable-front projection. Enclosed side porch.

930. 839/841 Shotwell C. 1-story, 5-bay, brick veneer Minimal Traditional duplex built in 1947. Gable roof with gable-front end, hip roof dormer featuring paired 6/6 double-hung windows, box cornice, asphalt shingles, and chimney. Windows are 6/6 double-hung and single-light stationary flanked by 4/4 double-hung. Entrance is center with a 2-light Colonial Revival door.

Garage. 1-story, 3-bay, vinyl siding, gable roof (NC due to enclosure of garage bay at an unknown date).

931. 842 Shotwell C. 1-story, 3-bay, brick veneer cape cottage with Minimal Traditional influence built in 1942. Gable roof with box cornice, asphalt shingles, and interior chimney. Windows are 6/6 double-hung with shed roof aluminum hoods. One-bay porch with a shed roof and wrought iron supports. Entrance is off center with a 6-panel Colonial Revival door.

SOUTHERN AVENUE

932. 3901 Southern NC. 1-story, 5-bay, vinyl siding cape cottage with Minimal Traditional influence built in 1987. Gable roof with dentilled box cornice and asphalt shingles. Windows are 6/9 double-hung. Entrance is center and has a 6-panel Colonial Revival door.

933. 3951 Southern NC. 1-story, 5-bay, masonite siding cape cottage with Minimal Traditional influence built in 1981. Gable roof with box cornice, asphalt shingles, and exterior end chimney. Windows are 1/1 single-hung. Entrance is center with a 2-light Colonial Revival door.

United States Department of the Interior
National Park Service

National Register of Historic Places Continuation Sheet

Section number 7 Page 144 Normal Station Historic District Shelby County, Tennessee

SPOTTSWOOD AVENUE

934. 3543 Spottswood C. 1-story, 3-bay, brick veneer cape cottage with Minimal Traditional influence built in 1941. Gable roof with fascia board, asphalt shingles, and exterior end chimney. Windows 8/8 and 6/6 double-hung. Entrance is center with a 4-light Colonial Revival door with pilaster surround set within a gable-front projection.

Garage. 1-story, 1-bay, novelty siding, gable roof (C).

935. 3547/3549 Spottswood C. 1-story, 2-bay, weatherboard siding Colonial Revival bungalow duplex built in ca. 1925. Gable roof with box cornice, shed roof attic dormer with louvers, asphalt shingles, and exterior end chimney. Windows paired 1/1 double-hung. Partial-width undercut porch with classical revival columns. Entrances include: multi-light French door with full-length multi-light sidelights and multi-light Colonial Revival cottage door.

Garage. 1-story, 1-bay, siding not visible, shed roof (NC).

936. 3553 Spottswood C. 1-story, 3-bay, weatherboard siding Tudor Revival English cottage built in 1923. Gable roof with exposed rafter tails, asphalt shingles, and exterior facade tapered chimney. Windows are 1/1 double-hung. Entrance is off center with a 4-light Colonial Revival door set within enclosed corner porch.

Garage. 1-story, 1-bay, weatherboard siding, gable roof (C).

937. 3557 Spottswood C. 1-story, 3-bay, weatherboard siding Craftsman bungalow built in ca. 1925. Clipped gable roof with paired gable-end attic windows featuring 4-light hoppers, exposed rafter tails, asphalt shingles, and exterior end chimney. Windows are 1/1 double-hung. Full-width porch with a truncated hip roof, exposed rafter tails, and brick pier supports. Entrance is center with a multi-light Craftsman cottage door.

938. 3563 Spottswood C. 1-story, 3-bay, brick veneer Craftsman bungalow built in 1923. Gable-front roof with exposed rafter tails, asphalt shingles, and exterior chimney. Windows are paired 1/1 double-hung. Full-width porch with a gable-front roof and brick pier supports. Entrance is center with a multi-light Craftsman cottage door.

939. 3567 Spottswood C. 1-story, 4-bay, aluminum siding Minimal Traditional house built in 1940. Gable roof with box cornice, asphalt shingles, and interior central chimney. Windows are 8/8 double-hung. Entrance is off center with a 6-panel door set within a gable-front projection. One-bay side porch with gable roof and box column support.

Garage. 1-story, 1-bay, novelty siding, gable roof with exposed rafter tails (C).

United States Department of the Interior
National Park Service

National Register of Historic Places Continuation Sheet

Section number 7 Page 145 Normal Station Historic District Shelby County, Tennessee

940. 3573 Spottswood NC. 1-story, 3-bay, vinyl siding Minimal Traditional house built in 1947 and altered with ca. 1960s window alteration of single-light stationary. Gable roof with gable-front end, box cornice, asphalt shingles, and chimney. Windows are 6/6 double-hung. Entrance is off center with a 6-panel Colonial Revival door with small shed roof entry hood.

941. 3576 Spottswood C. 1.5 story, 2-bay, brick veneer and novelty siding Craftsman airplane bungalow built in 1925. Multiple hip roofs with exposed rafter tails and bracketed cornice, asphalt shingle, and interior central chimney. Windows are paired 1/1 double-hung. Full-width truncated hip roof porch supported by tapered brick piers. Entrance is off center and has a multi-light French door flanked by full-length multi-light sidelights.

942. 3577 Spottswood C. 1-story, 4-bay, brick veneer cape cottage with Craftsman influence built in 1925. Gable roof with two eyebrow windows featuring 4-light fanlights, exposed rafter tails, asphalt shingles, and interior central chimney. Windows are Craftsman multi-light-over-one double-hung. Entrance is off center with a multi-light French door.

Garage. 1-story, 1-bay, novelty siding, gable roof (C).

943. 3580 Spottswood C. 1.5-story, 2-bay, weatherboard siding and brick veneer Craftsman airplane bungalow built in 1925. Multiple hip roofs with exposed rafter tails, bracketed cornice, asphalt shingles, and exterior chimney. Windows are paired 1/1 double-hung. Full-width porch with a truncated hip roof and brick pier supports. Entrance is off center with a full-length single-light door with full-length multi-light sidelights and transom. 3576 Spottswood is an inversed duplicate.

944. 3583 Spottswood C. 1-story, 4-bay, brick veneer cape cottage with Craftsman influence built in 1924. Gable roof with box cornice, asphalt shingles, and interior central chimney. Windows are 6/6 and 8/8 double-hung; multi-light Craftsman-over-one double-hung in a band of three. One-bay porch with a flat roof and box columns. Entrance is off center and concealed with a louvered storm door.

Garage. 1-story, 2-bay, board and batten siding, gable roof (NC due to age).

945. 3589 Spottswood C. 1-story, 5-bay, brick and stone veneer cape cottage with Colonial Revival influence built in 1928. Gable roof with box cornice, asphalt shingles, and a facade stone chimney. Windows are 6/6 double-hung, some as a pair; multi-light casements at enclosed porch. Entrance is off center with a non-visible door topped by a gable-front end.

946. 3596 Spottswood C. 1-story, 1-bay, wood shake Minimal Traditional house built in 1939. Gable roof with gable-front end, box cornice, asphalt shingles, and exterior end chimney. Windows are 6/6 double-

United States Department of the Interior
National Park Service

National Register of Historic Places Continuation Sheet

Section number 7 Page 146 Normal Station Historic District Shelby County, Tennessee

hung. Three-quarter length curved gable roof screened porch with box columns and segmental arches. Entrance is off center and not visible.

947. 3601 Spottswood C. 1-story, 3--bay, weatherboard siding Colonial Revival cottage built in 1912. Hip roof with gable-front dormer featuring 1/1 double-hung windows in a band of three, box cornice, asphalt shingles, and interior chimney. Windows are 1/1 double-hung. Full-width porch with a flat roof and classical columns. Entrance is center with a full-length single-light door with three-quarter length single-light sidelights and full-width transom.

948. 3609 Spottswood C. 1-story, 5-bay, asbestos siding Craftsman bungalow built in 1912. Gable-front roof with exposed rafter tails, asphalt shingles, and interior central chimney. Windows are 1/1 double-hung. Three-quarter length porch with a gable-front roof and tapered box columns atop brick piers. Entrance is center with a 3-light Craftsman cottage door.

949. 3615 Spottswood C. 1-story, 5-bay, asbestos siding Craftsman bungalow built in 1912. Gable-front roof with paired single-light attic windows and a 3-light attic window, exposed rafter tails, triangular knee braces, asphalt shingles, and interior central chimney. Windows are 1/1 double-hung. Three-quarter length screened porch with a gable roof and box columns. Entrance is off center with a door.

Garage. 1-story, 1-bay, asbestos siding, gable roof (C).

950. 3621 Spottswood C. 1-story, 3-bay, asbestos siding and stucco veneer Craftsman bungalow built in 1912. Gable-front roof with flared eaves, asphalt shingles, and interior central chimney. Windows are paired 1/1 double-hung. Full-width undercut porch with stone pier supports and triangular knee braces. Entrance is off center with a multi-light Colonial Revival cottage door.

951. 3622 Spottswood C. 1-story, 3-bay, weatherboard siding Colonial Revival bungalow built in 1920. Gable roof with gable-front dormer with multi-light window, exposed rafter tails, asphalt shingles, and exterior end chimney. Windows are 6/1 double-hung. Full-width porch with a shed roof, exposed rafter tails, and supported by box columns atop brick piers. Entrance is center with a 6-panel Colonial Revival door.

Garage (shares with 643 Patterson). 1-story, 2-bay, weatherboard siding, gable roof (C).

952. 3637 Spottswood C. 1-story, 3-bay, weatherboard siding and stucco veneer Craftsman bungalow built in 1912. Clipped-gable roof with exposed rafter tails, triangular knee braces, asphalt shingles, and interior central chimney. Windows are paired 1/1 double-hung. Full-width undercut porch with stone pier supports. Entrance is off center with a multi-light Craftsman cottage door.

Garage. 1-story, 2-bay, synthetic siding, flat roof (NC due to age/deterioration).

United States Department of the Interior
National Park Service

National Register of Historic Places Continuation Sheet

Section number 7 Page 147 Normal Station Historic District Shelby County, Tennessee

953. 3645 Spottswood NC. 1-story, 3-bay, asbestos siding Colonial Revival bungalow built in 1920 and altered with window replacement at an unknown date. Hip roof with box cornice, hip roof louvered dormer, asphalt shingles, and interior central chimney. Windows are 1/1 double-hung. Full-width undercut porch with paired box columns. Entrance is center with a non-visible door.

954. 3651 Spottswood NC. 1.5-story, bays not fully visible, aluminum siding Colonial Revival bungalow built in 1922 and altered with window replacement and possible half-story addition at unknown dates. Gable-front and flat roof with box cornice, asphalt shingles, and chimney. Windows are replacement 6/6 and 6/9 double-hung. Full-width undercut porch with classical columns supports. Entrance is off center with a non-visible door.

Guesthouse. 1-story, bays not visible except for paired Craftsman 3/1 double-hung windows, weatherboard siding, gable roof with exposed rafters (C).

955. 3656 Spottswood C. 1-story, 5-bay, weatherboard siding, cape cottage with Colonial Revival influence built in 1927. Gable roof with two gable-front eyebrows featuring 5-light fanlights and asphalt shingles. Windows are 8/1 double-hung with Craftsman influenced pane sizing. Three-quarter length porch with hip roof and round arch end featuring a sunburst detail; all supported by wrought iron. Entrance has a multi-light French door with three-quarter length 3-light sidelights and multi-light segmental arch fanlight.

956. 3659 Spottswood NC. 1-story, 3-bay, brick veneer vertical board siding Massed Ranch house built in 1962. Gable-front roof with box cornice, asphalt shingles, and chimney. Windows are 3-light stationary and 2/2 single-hung. Entrance is center with a non-visible door and bracketed entry hood. Attached side carport.

957. 3660 Spottswood C. 1-story, 5-bay, vinyl siding cape cottage with Colonial Revival influence built in 1924. Gable roof with box cornice, internal central chimneys, and asphalt shingles. Windows are 8/1 double-hung, with Craftsman influence pane sizing like 3656 Spottswood. Three-quarter length gable-front porch with 5-light fanlight supported by box columns. Central entrance has a non-visible door and a 4-light transom.

958. 3664 Spottswood C. 1-story, 3-bay, aluminum siding cape cottage with Minimal Traditional influence built in 1941. Gable roof with fascia board, asphalt shingles, and interior central chimney. Windows are 6/6 double-hung. Entrance is off center with a multi-paneled Colonial Revival door.

Garage. 1-story, 1-bay, novelty siding, gable roof (C).

959. 3665 Spottswood C. 1.5-story, 3-bay, vinyl siding and stucco veneer Craftsman airplane bungalow built in ca.1925. Gable-front and hip roof with box cornice, 3-light attic window, asphalt shingles, and

United States Department of the Interior
National Park Service

National Register of Historic Places Continuation Sheet

Section number 7 Page 148 Normal Station Historic District Shelby County, Tennessee

interior central chimney. Windows are paired 1/1 double-hung. Full-width undercut porch with stone pier supports. Entrance is off center with a multi-light Craftsman door. Attached carport.

Garage. 1-story, 1-bay, novelty siding, gable roof (NC due to replacement doors).

960. 3670 Spottswood C. 1-story, 4-bay, weatherboard siding and brick veneer cape cottage with Minimal Traditional influence built in 1941. Gable roof with box columns, asphalt shingles, and interior chimney. Windows are original, 1/1 double-hung. Entrance is off center with a 4-light Colonial Revival door set within a gable-front end.

Garage. 1-story, 1-bay, novelty siding, gable roof with exposed rafters (C).

961. 3671 Spottswood NC. 1-story, 3-bay, weatherboard siding and brick veneer Massed Ranch house built in 1957. Gable roof with flush eaves, asphalt shingles, and interior central chimney. Windows are 2/2 single-hung. Partial-width undercut porch with a gable roof and wrought iron supports. Entrance is off center with a slab door.

962. 3675 Spottswood C. 1.5-story, 3-bay, weatherboard siding Craftsman bungalow built in 1922. Gable-front roof with gable-front dormer, fascia board with exposed, asphalt shingles, and exterior end chimney. Windows are diamond pattern multi-light-over-one double-hung. Partial-width gable-front porch with gable-front roof featuring asbestos shingles and supported by tapered box columns atop brick piers. Entrance is off center with a multi-light Craftsman cottage door.

Garage. 1-story, 2-bay, weatherboard siding, gable roof (C).

963. 3681 Spottswood C. 1-story, 3-bay, brick veneer and vinyl siding Craftsman bungalow built in 1922. Gable-front roof with box cornice, asphalt shingles, and exterior chimney. Windows are 1/1 double-hung. Full-width porch with a truncated-hip and gable-front roof supported by brick piers and brick balustrade. Entrance is off center with a non-visible door with full-length multi-light sidelights. Attached porte-cochere.

Garage. 1-story, 1-bay, siding not visible, hip roof (C).

964. 3687/3689 Spottswood NC. 1-story, 4-bay, brick veneer duplex with no architectural style built in 1990. Gable roof with two gable-front "Ls," box cornice, asphalt shingles, and interior end chimney. Entrance is off center with a 6-panel Colonial Revival door. Two front-loaded facade single-garages.

965. 3691/3693 Spottswood NC. 1-story, 4-bay, brick veneer duplex with no architectural style built in 1990. Gable roof with two gable-front "Ls," box cornice, asphalt shingles, and interior end chimney. Entrance is off center with a 6-panel Colonial Revival door. Two front-loaded facade single-garages.

United States Department of the Interior
National Park Service

National Register of Historic Places Continuation Sheet

Section number 7 Page 149 Normal Station Historic District Shelby County, Tennessee

966. 3697/3699 Spottswood NC. 1-story, 4-bay, asbestos siding Craftsman bungalow duplex built in ca. 1925 and altered with replacement doors, siding, and possible porch supports. Gable roof with exposed rafter tails, asphalt shingles, and interior chimney. Windows are 1/1 double-hung. Partial-width central porch with a gable-front roof and wrought iron supports. Entrances are off center with a slab doors.

967. 3701/3703 Spottswood NC. 1-story, 4-bay, brick veneer Massed Ranch duplex built in 1962. Gable roof with box cornice, asphalt shingles, and chimney. Windows are paired 6/6 single-hung. Partial-width central porch with a gable-front roof and wrought iron supports. Entrances are off center with a slab doors.

968. 3707 Spottswood C. 1-story, 3-bay, asbestos siding and brick veneer Craftsman bungalow built ca. 1925. Gable roof with exposed rafter tails, asphalt shingles, and exterior chimney. Windows are Craftsman 3/1 double-hung. Three-quarter length porch with a gable-front roof with exposed rafter tails supported by brick piers. Entrances are off center with multi-light French doors.

Garage. 1-story, 1-bay, weatherboard siding, hip roof with exposed rafter tails (C).

969. 3713 Spottswood/617 Echles NC. 2-story, 2-bay on Spottswood elevation, brick veneer townhouse duplex with Colonial Revival influence built in 1988. Hip roof with fascia board, asphalt shingles, and exterior chimney. Windows are 6/6 single-hung and multi-light stationary. One-bay porch with a gable-front roof and box columns. Entrance is off center with a 6-panel Colonial Revival door.

970. 3725 Spottswood NC. 1-story, 3-bay, weatherboard and board siding Minimal Traditional house built in 1941 and altered with replacement windows and added siding. Gable-front roof with box cornice and return, asphalt shingles, and interior central chimney. Windows are 2/2 single-hung. One-bay porch with a gable-front roof and wrought iron supports. Entrance is off center with a multi-light cottage door. Attached rear carport with wrought iron.

971. 3729 Spottswood C. 1-story, 3-bay, aluminum siding Minimal Traditional house built in 1945. Gable roof with gable-front "L," flush eaves, asphalt shingles, and chimney. Windows are 6/6 double-hung. One-bay porch with a shed roof and wrought iron supports. Entrance is off center with a non-visible door.

Garage. 1-story, 1-bay, weatherboard siding, gable roof (C).

972. 3735 Spottswood C. 1-story, 4-bay, vinyl siding Minimal Traditional house built in 1945. Gable roof with gable-front "L," flush eaves, asphalt shingles, and interior end chimney. Windows are paired 6/6 double-hung. One-bay undercut porch with a gable roof and wrought iron support. Entrance is off center with a multi-light cottage door.

973. 3739 Spottswood C. 1-story, 3-bay, vinyl siding Minimal Traditional house built in 1935. Gable roof with flush eaves, asphalt shingles, and interior central chimney. Windows are 6/6 double-hung, some as a

United States Department of the Interior
National Park Service

National Register of Historic Places Continuation Sheet

Section number 7 Page 150

Normal Station Historic District Shelby County, Tennessee

pair. One-bay porch with a shed roof and wrought iron supports. Entrance is off center with a multi-light cottage door. Rear attached garage addition.

974. 3745 Spottswood C. 1-story, 3-bay, weatherboard siding cape cottage with Minimal Traditional influence built in 1945. Gable roof with flush eaves, asphalt shingles, and interior central chimney. Windows are 8/8 and 6/6 double-hung. Entrance is center with a 6-panel Colonial Revival door with gable-front entry hood.

Garage. 1-story, 1-bay, weatherboard siding, gable roof (C).

975. 3749 Spottswood NC. 1-story, 4-bay, rough weatherboard siding Colonial Revival bungalow built in ca.1925 and altered ca. 1920s with siding alteration and side porch addition. Clipped-gable roof with box cornice, asphalt shingles, and interior central chimney. Windows are replacement multi-light stationary. Full-width porch with a truncated-hip roof and box columns. Entrance is center with a replacement multi-paneled door.

976. 3753 Spottswood C. 1-story, 2-bay, weatherboard siding Colonial Revival cottage built in 1923. Gable roof with box cornice, asphalt shingles, and chimney. Windows are 6/1 double-hung in a band of three. Partial-width undercut porch with wrought iron supports. Entrance is offset entry with a non-visible door.

Garage. 1-story, 2-bay, aluminum siding, gable roof (C).

977. 3757 Spottswood C. 1-story, 3-bay, asbestos siding Craftsman bungalow built in ca.1925. Clipped gable-front roof with paired single-light attic window, exposed rafter tails, asphalt shingles, and interior central chimney. Windows are 1/1 double-hung. Full-width undercut porch with wrought iron supports. Entrance is center with a ca. 1960s replacement 3-light door and half-length multi-light sidelights.

Garage. 1-story, 1-bay, weatherboard siding, gable roof (C).

978. 3765 Spottswood C. 1-story, 3-bay, brick veneer Tudor Revival English cottage built in 1925. Multiple gable roofs with box cornice, asphalt shingles, and exterior facade chimney. Windows are Craftsman 3/1 double-hung. One-bay porch with a gable-front roof and wrought iron supports. Entrance is off center with a multi-light cottage door. Single-bay attached garage with carport addition with wrought iron support.

979. 3769 Spottswood C. 1-story, 3-bay, novelty siding cape cottage with Tudor Revival influence built in 1942. Gable roof with gable-front projection, box cornice, asphalt shingles, and interior central chimney. Windows are 6/6 double-hung. Entrance is center with a Tudor Revival round arch single-light cottage door.

United States Department of the Interior
National Park Service

National Register of Historic Places Continuation Sheet

Section number 7 Page 151 Normal Station Historic District Shelby County, Tennessee

Garage. 1-story, 1-bay, novelty siding, gable roof (C).

980. 3775 Spottswood C. 1-story, 2-bay, brick veneer Minimal Traditional house built in 1945. Gable roof with gable-front "L," flush eaves, asphalt shingles, and interior central chimney. Windows are 8/8 double-hung. Half-width porch with a shed roof and wrought iron supports. Entrance is off center with a 2-light Colonial Revival door.

981. 3779 Spottswood C. 1-story, 3-bay, brick veneer Craftsman bungalow built in ca. 1925. Gable roof with box cornice, asphalt shingles, and chimney. Windows are 1/1 double-hung. Three-quarter length porch with a gable-front roof and brick pier supports. Entrance is center with a multi-light Craftsman cottage door.

982. 3785 Spottswood C. 1-story, 3-bay, brick veneer and weatherboard siding Craftsman bungalow built in ca. 1925. Gable-front roof with 3-light attic window, exposed rafter tails, asphalt shingles, and interior central chimney. Windows are 12-1 double-hung. Three-quarter length undercut porch with tapered brick pier supports and wrought iron balustrade. Entrance is off center with a 6-panel Colonial Revival door with 6-light transom.

983. 3789 Spottswood C. 1-story, 3-bay, weatherboard siding and brick veneer Craftsman bungalow built in ca. 1937. Gable roof with exposed rafter tails, asphalt shingles, and interior central chimney. Windows are paired 1/1 double-hung. Three-quarter length porch with a gable-front roof and brick pier supports and added spindled balustrade. Entrance is off center with a replacement multi-light oval cut glass door.

984. 3795 Spottswood C. 1-story, 3-bay, weatherboard siding Craftsman bungalow built in 1924. Gable-front roof with exposed rafter tails, asphalt shingles, and exterior chimney. Windows are 1/1 double-hung, some as a pair. Full-width porch with a gable-front roof and tapered box columns. Entrance is off center with a multi-light French door.

Garage. 1-story, 1-bay, weatherboard siding, gable roof (C).

985. 3801 Spottswood NC. 1-story, 4-bay, vinyl siding Craftsman bungalow built in 1922 and altered with vinyl siding throughout at an unknown date. Multiple gable-front roof with box cornice, asphalt shingles, and exterior chimney. Windows are 1/1 double-hung. Full-width gable-front and truncated-hip roof porch and side gable porte-cochere supported by tapered box columns. Entrance is off center with a multi-light French door.

Garage. 1-story, 2-bay, vinyl siding, gable roof (NC due to replacement siding).

986. 3805 Spottswood C. 1-story, 3-bay, brick and stucco veneer Craftsman bungalow house built in ca. 1925. Gable-front roof with exposed rafter tails, asphalt shingles, and interior end chimney. Windows are

United States Department of the Interior
National Park Service

National Register of Historic Places Continuation Sheet

Section number 7 Page 152 Normal Station Historic District Shelby County, Tennessee

1/1 double-hung. Three-quarter length porch with a gable-front roof and tapered brick piers and enclosed brick balustrade. Entrance is off center with a multi-light Craftsman cottage door.

987. 3811 Spottswood C. 2-story, 3-bay, brick and stucco veneer Tudor Revival house built in 1932. Clipped gable roof with gable-front "L," box cornice with unique rounded teardrop fascia board ends, asphalt shingles, and chimney. Windows are paired 1/1 double-hung and paired multi-light casements. One-bay porch with a gable-front roof and brick pier supports. Round arch entrance is off center with a multi-light French door with multi-light sidelights.

988. 3825 Spottswood/670 Goodman C. 1-story, 5-bay, asbestos siding bungalow variant duplex built in 1945. Hip roof with exposed rafter tails, asphalt shingles, and chimney. Windows are 1/1 double-hung with aluminum hoods. One-bay porch with a shed roof and box columns. Side elevation porch is partial-width gable-front with clustered box columns. Main entrance is off center with a 6-panel Colonial Revival door. Side elevation entrance has a replacement slab door with 4-light sidelights. Rear attached carport.

989. 3833 Spottswood C. 1-story, 6-bay, aluminum siding Minimal Traditional house built in 1945. Gable roof with flush eaves, asphalt shingles, and interior central chimney. Windows are 6/6 double-hung. One-bay porch with a gable-front roof and wrought iron supports. Entrance is off center with a 2-light Colonial Revival door. Single-bay garage attached by hyphen.

990. 3841 Spottswood NC. 1-story, 6-bay, vinyl siding and brick veneer Minimal Traditional house built in 1945 and altered with side garage infill and replacement windows and siding ca. 1990s. Gable roof with 2 gable-front dormers featuring paired 1/1 double-hung windows, box cornice, asphalt shingles, and exterior end chimney. Windows are replacement 1/1 single-hung. One-bay porch with a gable-front roof and classical revival columns. Entrance is off center with a 6-panel door. Pi Kappa Phi Fraternity.

991. 3849 Spottswood C. 1-story, 4-bay, vertical board siding and brick veneer Minimal Traditional house built in 1945. Gable roof with flush eaves, asphalt shingles, and interior central chimney. Windows are 8/8 and 6/6 double-hung. Partial-width porch with a gable-front roof and wrought iron supports. Entrance is off center with a multi-light Colonial Revival cottage door.

992. 3855 Spottswood C. 1-story, 4-bay, weatherboard siding and brick veneer Minimal Traditional house built in 1945. Gable roof with gable-front end and "L," flush eaves, asphalt shingles, and chimney. Windows are 8/8 and 2/2 double-hung. One-bay central undercut porch with wrought iron supports. Entrance is center with a 6-panel Colonial Revival door. Attached single-bay carport.

993. 3863 Spottswood C. 1-story, 5-bay, weatherboard siding and brick veneer cape cottage with Minimal Traditional influence built in 1945. Gable roof with box cornice, asphalt shingles, and interior chimney. Windows are 8/8 and 6/6 double-hung. One-bay porch with a shed roof and wrought iron supports. One-bay

United States Department of the Interior
National Park Service

National Register of Historic Places Continuation Sheet

Section number 7 Page 153 Normal Station Historic District Shelby County, Tennessee

side porch with side gable supported by plain posts. Entrance is off center with a multi-light Colonial Revival cottage door.

994. 3872 Spottswood C. 1-story, 4-bay, brick veneer cape cottage with Minimal Traditional influence built in 1945. Gable roof with flush eaves, dentilled cornice, asphalt shingles, and interior central chimney. One-bay side porch with box columns. Windows are 6/6 double-hung with aluminum hoods. Entrance is off center with a 6-panel door with aluminum entry hood and topped with a gable-front end.

Garage. 1-story, 1-bay, novelty siding, gable roof (C).

995. 3875 Spottswood C. 1-story, 4-bay, asbestos siding, Minimal Traditional house built in 1945. Gable roof with gable-front end with returns, box cornice, asphalt shingles, and interior chimney. Windows are 8/8 double-hung with aluminum entry hoods. One-bay porch with a shed roof and wrought iron supports. Entrance is off center with a 4-light Colonial Revival door. Attached single-bay garage.

996. 3880 Spottswood C. 1-story, 4-bay, weatherboard siding and brick veneer Minimal Traditional house built in 1940. Gable roof with fascia board, dentilled cornice, asphalt shingles, and interior central chimney. Windows are 6/6 double-hung. Partial-width porch with a gable-front roof and wrought iron supports. Entrance is off center with a 6-panel Colonial Revival door. Attached rear garage.

997. 3881 Spottswood C. 1-story, 3-bay, asbestos siding cape cottage with Minimal Traditional influence built in 1946. Gable roof with box cornice featuring scalloped design, asphalt shingles, and interior chimney. Windows are 8/8 double-hung. Entrance is center with a 4-light Colonial Revival door with pilaster surround and gable-front lintel; all set within a gable-front end.

Garage. 1-story, 1-bay, novelty siding, gable roof (C).

998. 3885 Spottswood C. 1-story, 4-bay, asbestos siding Minimal Traditional house built in 1942. Gable roof with flush eaves, asphalt shingles, and interior central chimney. Windows are 6/6 double-hung. One-bay central porch with a gable-front roof and wrought iron supports. Entrance is center with a 6-panel Colonial Revival door.

999. 3891 Spottswood C. 1-story, 3-bay, asbestos siding cape cottage with Minimal Traditional influence built in 1942. Gable roof with flush eaves featuring scalloped cornice design, asphalt shingles, and interior chimney. Windows are 8/8 double-hung. One-bay central porch with a gable-front roof and wrought iron supports. Entrance is center with a 4-light Colonial Revival door.

1000. 3892 Spottswood C. (facade faces Buck Street) 1-story, 9-bay, brick veneer and asbestos siding Minimal Traditional house built in 1944 with side addition in 1950s. Gable roof with dentilled box cornice and asphalt shingles. Windows are 6/6 double-hung, some flanked by 4/4 double-hung in a band of three.

United States Department of the Interior
National Park Service

National Register of Historic Places Continuation Sheet

Section number 7 Page 154 Normal Station Historic District Shelby County, Tennessee

One-bay gable-front porch with wrought iron. One-bay undercut side porch with box columns and lattice. Off center entrance has a 6-panel Colonial Revival door.

1001. 3897 Spottswood C. 1-story, 3-bay, asbestos siding cape cottage with Minimal Traditional influence built in 1940. Gable roof with flush eaves, asphalt shingles, and interior central chimney. Windows are 8/8 double-hung. Entrance is center with a 6-panel Colonial Revival door.

Garage. 1-story, 1-bay, weatherboard siding, gable roof (C).

1002. 3898 Spottswood C. 1-story, 4-bay, vinyl siding and brick veneer Minimal Traditional house built in 1944. Hip roof with fascia board, asphalt shingles, and interior central chimney. Windows are 6/6 double-hung. Partial-width porch with a gable-front roof and wrought iron supports. Entrance is off center with a 6-panel Colonial Revival door.

1003. 3901 Spottswood C. 1-story, 3-bay, asbestos siding Minimal Traditional house built in 1942. Gable roof with gable-front end, box cornice, asphalt shingles, and interior chimney. Windows are 2/2 single-hung. One-bay undercut porch with wrought iron supports. Entrance is offset with a Colonial Revival door.

Garage. 1-story, 1-bay, asbestos or possibly aluminum siding, gable roof (C).

1004. 3902 Spottswood C. 1-story, 3-bay, vinyl siding and brick veneer Minimal Traditional house built in 1948. Gable roof with fascia board, asphalt shingles, and interior central chimney. Windows are 2/2 single-hung and 6/6 double-hung. One-bay porch with a gable-front roof and wrought iron supports atop stone veneer enclosed balustrade. Entrance is off center with a 6-panel Colonial Revival door.

Garage. 1-story, 1-bay, brick veneer and weatherboard, gable roof (NC due to later construction or alteration).

1005. 3907 Spottswood C. 1-story, 3-bay, brick veneer Minimal Traditional house built in 1945. Gable roof with gable-front "L," flush eaves, asphalt shingles, and interior chimney. Windows are 8/8 double-hung. One-bay undercut porch with a gable roof and wrought iron supports. Entrance is off center with a 2-light Colonial Revival door.

1006. 3908 Spottswood C. 1-story, 4-bay, weatherboard siding and brick veneer Minimal Traditional house built in 1947. Gable roof with fascia board with dentilled cornice, asphalt shingles, and interior central chimney. Windows are 6/6 double-hung. One-bay porch with a gable-front roof and wrought iron supports and balustrade. Entrance is off center with a 6-panel Colonial Revival door.

Garage. 1-story, 1-bay, board siding, gable roof (NC due to garage bay enclosure).

United States Department of the Interior
National Park Service

National Register of Historic Places Continuation Sheet

Section number 7 Page 155 Normal Station Historic District Shelby County, Tennessee

1007. 3911 Spottswood C. 1-story, 4-bay, brick veneer and novelty siding Minimal Traditional house with Tudor Revival influence built in 1945. Gable roof with fascia board, asphalt shingles, and prominent exterior facade chimney. Windows are 8/8 double-hung. Entrance is off center with a multi-light fanlight Colonial Revival door set within a gable-front projection; flanked by a 4-light window.

1008. 3912 Spottswood C. 1-story, 3-bay, brick veneer Minimal Traditional house built in 1948. Gable roof with gable-front end, box cornice, asphalt shingles, and chimney. Windows are 8/8 and 6/6 double-hung. Entrance is off center with a 6-panel Colonial Revival door with aluminum entry hood supported by metal poles.

1009. 3917 Spottswood C. 1-story, 3-bay, asbestos and weatherboard siding Minimal Traditional house built in 1941. Gable roof with gable-front end, box cornice, asphalt shingles, and interior central chimney. Windows are 8/8 and 6/6 double-hung. One-bay undercut porch with a gable roof and wrought iron supports. Entrance is offset with a multi-light Colonial Revival cottage door.

Garage. 1-story, 1-bay, weatherboard siding, gable roof (C).

1010. 3918 Spottswood NC. 1-story, 6-bay, brick veneer Minimal Traditional house built in 1945 and altered with porch enclosure at an unknown date. Hip roof with fascia board featuring dentilled cornice, asphalt shingles, and interior central chimney. Windows are 6/6 and 1/1 double-hung at enclosed porch. Entrance is off center with a non-visible door.

Garage. 1-story, 1-bay, weatherboard siding, gable roof (C).

1011. 3922 Spottswood C. 1-story, 2-bay, asbestos siding and brick veneer Minimal Traditional house built in 1948. Gable-front roof with flush eaves, asphalt shingles, and chimney. Windows are 6/6 double-hung. Half-width porch with a gable-front roof and brick pier supports. Entrance is off center with a multi-light French door with full-length multi-light glass block sidelights.

1012. 3923 Spottswood C. 1-story, 4-bay, weatherboard siding cape cottage with Minimal Traditional influence built in 1945. Gable roof with box cornice, asphalt shingles, and interior central chimney. Windows are 8/8 double-hung. One-bay central porch with a gable-front roof and plain post supports with diamond pattern lattice infill. One-bay side porch with side gable roof and box columns. Entrance is center with a multi-light French door.

Garage. 1-story, 1-bay, asbestos siding, gable roof (NC due to age).

1013. 3983 Spottswood C. 1-story, 4-bay, weatherboard siding and brick veneer Minimal Traditional house built in 1952. Gable with flush eaves, asphalt shingles, and interior chimney. Windows are 8/8 and 6/6

United States Department of the Interior
National Park Service

National Register of Historic Places Continuation Sheet

Section number 7 Page 156 Normal Station Historic District Shelby County, Tennessee

double-hung. Three-quarter length undercut porch and attached carport with a gable roof and wrought iron supports. Entrance is offset with a multi-light French door.

1014. 3989 Spottswood C. 1-story, 3-bay, stucco veneer and half timbering and brick veneer Minimal Traditional house with Tudor Revival influence built in 1952. Gable roof with gable-front end, flush eaves, asphalt shingles, and interior central chimney. Windows are 4/4 double-hung as a band of three and 6/6 double-hung. Entrance is off center with a 6-panel door with single-light side-lights.

1015. 3993 Spottswood C. 1-story, 3-bay, vinyl siding and brick veneer Minimal Traditional house built in 1952. Gable roof with fascia board, asphalt shingles, and interior chimney. Windows are 6/6 double-hung. One-bay porch with a gable roof and wrought iron supports. Entrance is offset with a 4-light Colonial Revival door flanked by 4/4 double-hung windows.

1016. 3999 Spottswood C. 1-story, 4-bay, vinyl siding and brick veneer Minimal Traditional house built in 1945. Gable roof with flush eaves, asphalt shingles, and interior central chimney. Windows are 8/8 double-hung and replacement 1/1 single-hung. Three-quarter length porch with a gable-front roof and wrought iron supports. Entrance is off center with a not visible door.

Garage. 1-story, 2-bay, brick veneer, gable roof (NC due to age).

1017. 4027 Spottswood NC. 1-story, 3-bay, brick veneer Minimal Ranch house built in 1959. Gable roof with hip roof end, box cornice, asphalt shingles, and interior central chimney. Windows are single-light stationary. One-bay porch with a hip roof and wrought iron supports. Entrance is off center with a multi-paneled Colonial Revival door. Attached carport.

1018. 4028 Spottswood NC. 1-story, 4-bay, board and batten siding Modernist house built in 1954. Shed roof with box cornice, asphalt shingles, and chimney. Windows are 1/1 single-hung in pairs or groups of three. Entrance is center with a louvered door.

WATSON STREET

1019. 572 Watson C. 1-story, 4-bay, brick veneer cape cottage with Minimal Traditional influence built in 1948. Gable roof with box cornice and return, asphalt shingles, and interior central chimney. Windows are 6/6 double-hung and multi-light stationary French doors at enclosed side porch. Entrance is off center with a 6-panel Colonial Revival door with fluted pilaster surround, lintel, and topped with a gable-front end.

1020. 576 Watson C. 1-story, 4-bay, vinyl siding and brick veneer cape cottage with Minimal Traditional influence built in 1945. Gable roof with fascia board, asphalt shingles, and interior central chimney. Windows are 6/6 double-hung. One-bay porch with a gable roof and wrought iron supports. One-bay side porch with side gable supported by wrought iron. Entrance is off center with a non-visible door.

United States Department of the Interior
National Park Service

National Register of Historic Places Continuation Sheet

Section number 7 Page 157 Normal Station Historic District Shelby County, Tennessee

Garage. 1-story, 1-bay, aluminum siding, gable roof (NC due to altered siding and door).

1021. 581 Watson C. 1-story, 4-bay, weatherboard siding cape cottage with Minimal Traditional influence built in 1940. Gable roof with flush eaves, asphalt shingles, and interior central chimney. Windows are 6/6 double-hung. Entrance is center with a 6-panel Colonial Revival door.

Carport. 1-story, 1-bay, novelty siding, shed roof (NC).

1022. 582 Watson C. 1-story, 2-bay, weatherboard siding Craftsman bungalow built in 1922. Gable-front roof with paired single-light attic hopper windows, exposed rafter tails, asphalt shingles, and interior chimney. Windows are 1/1 double-hung. Full-width screened porch with a truncated-hip roof, box columns atop brick piers, and enclosed weatherboard balustrade. Entrance is off center with a multi-light French door with full-length multi-light sidelights.

1023. 585 Watson C. 1-story, 4-bay, novelty siding and brick veneer Minimal Traditional house built in 1950. Gable roof with fascia board, asphalt shingles, and chimney. Windows are 6/6 double-hung. Partial-width porch with a gable-front roof, wrought iron supports, and balustrade. Entrance is off center with a 2-light Colonial Revival door.

Garage. 1-story, 1-bay, weatherboard and vertical board siding, gable roof (NC due to age).

1024. 588 Watson NC. 1-story, 4-bay, brick veneer Minimal Traditional house built in 1940 and altered with brick veneer addition at an unknown date. Gable roof with box cornice, asphalt shingles, and chimney. Windows are 8/8 flanked by 4/4 double-hung in bays. Entrance is off center with a 4-light Colonial Revival door.

Garage. 1-story, 2-bay, weatherboard siding, gable roof (NC due to age).

1025. 592 Watson C. 1-story, 4-bay, vinyl siding and brick veneer Minimal Traditional house built in 1945. Gable roof with fascia board, asphalt shingles, and interior end chimney. Windows are 6/6 and 8/8 double-hung. Partial-width porch with a gable-front roof and box columns. Entrance is off center with a non-visible door.

Garage. 1-story, 1-bay, novelty siding, gable roof (C).

1026. 594 Watson C. 1-story, 3-bay, aluminum siding Minimal Traditional house built in 1940. Gable roof with gable-front "L," fascia board, asphalt shingles, and interior central chimney. Windows are 8/8 double-hung. One-bay undercut porch with box columns and spindled balustrade. Entrance is off center with a 4-light Colonial Revival door.

United States Department of the Interior
National Park Service

National Register of Historic Places Continuation Sheet

Section number 7 Page 158 Normal Station Historic District Shelby County, Tennessee

Garage. 1-story, 2-bay, weatherboard siding, gable roof (NC due to garage bay enclosure and shed addition).

1027. 595 Watson C. 1-story, 3-bay, brick veneer Colonial Revival bungalow built in 1922. Complex flared hip roofs with flared hip roof dormer featuring paired Craftsman multi-light casement windows, box cornice, asphalt shingles, and interior central chimney. Windows are multi-light Craftsman casements. Partial-width porch with a flared hip roof supported by clustered tapered box columns. Entrance is off center with a single-light oval cut glass door with full-width 4-light transom and single-light sidelights. Second entrance has multi-light French door.

1028. 604 Watson C. 1-story, 4-bay, weatherboard siding Colonial Revival bungalow built in 1918. Gable-front roof with box cornice, asphalt shingles, and interior chimney. Windows are 1/1 and 6/6 double-hung. Full-width porch and porte-cochere with gable-front and truncated-hip roofs supported by original tapered box columns atop brick piers and replacement plain posts. Entrance is off center with a multi-light Colonial Revival cottage door.

Garage. 2-story, 2-bay, siding currently removed, hip roof (NC due to age).

1029. 609 Watson NC. 1-story, 3-bay, brick veneer Contemporary house built in 2000. Complex gable-front and hip roofs with box cornice and return, quoins, asphalt shingles, and chimney. Windows are multi-light stationary. One-bay entrance porch with a gable-front roof, segmental brick arch, and brick pier supports. Entrance is off center with a multi-light door. Large double front-loaded attached garage.

1030. 610 Watson NC. 2-story, 5-bay, brick veneer Contemporary house built in 1999. Hip roof with hip roof dormer, box cornice, asphalt shingles, and chimney. Windows are 1/1 double-hung with jack arch and keystone. Partial-width undercut porch with brick pier supports. Entrance is off center with a segmental cut-glass door. Attached one-bay carport with brick piers.

1031. 615 Watson C. 1-story, 4-bay, asbestos shingle siding cape cottage with Minimal Traditional influence built in 1940. Gable roof with box cornice, asphalt shingles, and chimney. Windows are 8/8 double-hung. Entrance is off center with a non-visible door with Colonial Revival pilaster surround and dentilled cornice.

Garage. 1-story, 1-bay, asbestos shingle siding, gable roof (C).

1032. 622 Watson C. 1-story, 5-bay, vinyl siding Craftsman bungalow built in 1927. Gable-front roof with box cornice, triangular knee braces, asphalt shingles, and exterior chimney. Windows are 1/1 double-hung; some as a pair. Partial-width undercut porch with a gable-front roof and brick pier supports. Single-bay porte-cochere with brick piers. Entrance is off center with a louvered door.

United States Department of the Interior
National Park Service

National Register of Historic Places Continuation Sheet

Section number 7 Page 159 Normal Station Historic District Shelby County, Tennessee

1033. 623 Watson C. 1-story, 3-bay, stone and brick veneer Minimal Traditional house built in 1949. Gable roof with gable-front end, fascia board, asphalt shingles, and interior central chimney. Windows are 8/8 double-hung and single-light stationary flanked by 4/4 double-hung. Entrance is off center with a multi-paneled Colonial Revival door.

Garage. 1-story, 1-bay, siding not visible, gable roof (C).

1034. 627 Watson C. 1-story, 3-bay, aluminum siding cape cottage with Minimal Traditional influence built in 1938. Clipped gable roof with flared eaves and asphalt shingles. Windows are in bands of three featuring 6/1 double-hung flanked by 4/1 double-hung. One-bay central porch with gable-front roof supported by paired turned posts and segmental arch. Central entrance has a 2-light Colonial Revival door with full-length 5-light sidelights.

1035. 632 Watson C. 1-story, 4-bay, vertical board siding and brick veneer Minimal Traditional house built in 1940. Gable roof with gable-front end, fascia board, asphalt shingles, and interior central chimney. Windows are 8/8 and 6/6 double-hung. One-bay porch with a shed roof and turned post support. Entrance is off center with a 2-light Colonial Revival door.

Garage . 1-story, 4-bay, siding removed, gable and shed roofs (NC due to additions).

1036. 637 Watson C. 1-story, 3-bay, brick veneer cape cottage with Minimal Traditional influence built in 1941. Gable roof with fascia board, asphalt shingles, and exterior end chimney. Windows are 8/8 and 6/6 double-hung. One-bay central porch with a gable-front roof, brick pier supports, and round arches with keystones. Entrance is center with a 4-light Colonial Revival door.

Garage. 1-story, 1-bay, novelty siding, gable roof (C).

1037. 638 Watson C. 1-story, 4-bay, board & batten siding and aluminum siding Minimal Traditional house built in 1940. Gable roof with 4-light gable-end window, fascia board, asphalt shingles, and interior central chimney. Windows are replacement 1/1 single-hung. One-bay porch with a gable-front roof and wrought iron supports. Entrance is off center with a 6-panel Colonial Revival door.

Garage. 1-story, 1-bay, board siding, gable roof (NC due to altered siding and garage bay enclosure).

1038. 641 Watson C. 1-story, 4-bay, vinyl siding and brick veneer Minimal Traditional house built in 1948. Gable roof with gable-front end, box cornice, asphalt shingles, and interior central chimney. Windows are 8/8 double-hung. One-bay porch with a gable-front roof and wrought iron supports. Entrance is off center with a replacement multi-paneled door.

Garage. 1-story, 2-bay, vinyl siding, gable roof (NC due to age).

United States Department of the Interior
National Park Service

National Register of Historic Places Continuation Sheet

Section number 7 Page 160 Normal Station Historic District Shelby County, Tennessee

1039. 642 Watson C. 1-story, 3-bay, novelty and board siding Minimal Traditional house built in 1943. Gable roof with box cornice, asphalt shingles, and chimney. Windows are 1/1 double-hung. One-bay porch with a gable-front roof and wrought iron supports. Entrance is off center with a multi-light Colonial Revival cottage door.

Garage. 1-story, 1-bay, novelty siding, gable roof (C).

1040. 647 Watson C. 1-story, 4-bay, asbestos shingle and brick veneer Minimal Traditional house built in 1948. Gable roof with flush eaves, asphalt shingles, and interior central chimney. Windows are 8/8 double-hung. Partial-width porch with a shed roof and wrought iron supports. Entrance is off center with a non-visible door.

Garage. 1-story, 1-bay, novelty siding, gable roof (C).

1041. 648 Watson C. 1-story, 4-bay, novelty siding Minimal Traditional house built in 1940. Gable roof with gable-front "L," box cornice, asphalt shingles, and interior central chimney. Windows are 6/6 double-hung with one flanked by 4/4 double-hung in a band of three. Partial-width undercut porch with wrought iron. Entrance is off center with a multi-light Colonial Revival cottage door. Attached single-bay front-loaded garage.

1042. 652 Watson C. 1-story, 3-bay, novelty siding Minimal Traditional house built in 1940. Gable roof with gable-front "L" featuring a 6-light fanlight window, box cornice, asphalt shingles, and chimney. Windows are replacement 2/2 single-hung. Partial-width porch with a shed roof and wrought iron supports and segmental arches. Entrance is off center with a 4-light fanlight Colonial Revival door.

Garage. 1-story, 1-bay, novelty siding, gable roof (C).

1043. 655 Watson NC. 2-story, 2-bay, board siding Contemporary house with Shed style influence built in 1975. Complex gable roofs with flush eaves, asphalt shingles, and exterior end facade chimney. Entrance is off center with a slab door. Infill that matches adjacent 661 Watson.

1044. 658 Watson C. 1-story, 5-bay, brick veneer and novelty siding Minimal Traditional house built in 1940. with gable-front end, flush eaves, asphalt shingles, and interior central chimney. Windows are 6/6 and 8/8 double-hung. Partial-width undercut porch with supports. Entrance is off center with a not visible door.

1045. 661 Watson NC. 1-story, 2-bay, board siding Contemporary house with Shed style influence built in 1975. Complex gable roof with flush eaves, asphalt shingles, and exterior end chimney. Entrance is off center with a slab door. Infill that matches adjacent 655 Watson.

United States Department of the Interior
National Park Service

National Register of Historic Places Continuation Sheet

Section number 7 Page 161 Normal Station Historic District Shelby County, Tennessee

1046. 662 Watson C. 1-story, 3-bay, vinyl siding Minimal Traditional house built in 1940. Gable roof with box cornice, asphalt shingles, and chimney. Windows are 6/6 double-hung. Partial-width porch with a gable-front roof and wrought iron supports. Entrance is off center with a 4-light Colonial Revival door. Rear one-bay garage with gable-front roof now attached by a hyphen.

1047. 672 Watson C. 1-story, 3-bay, weatherboard siding Minimal Traditional house built in 1940. Gable roof with gable-front end, box cornice, asphalt shingles, and interior chimney. Windows are 1/1 double-hung. One-bay porch with a gable-front roof and box column. Entrance is off center with a 6-panel Colonial Revival door.

1048. 675 Watson NC. 1-story, 3-bay, vinyl siding and brick veneer Minimal Traditional house built in 1958. Gable roof with gable-front end, flush eaves, asphalt shingles, and interior chimney. Windows are 2/2 single-hung and single-light stationary. One-bay central porch with a hip roof and wrought iron supports. Entrance is center with a 6-panel Colonial Revival door. Attached rear double garage addition.

1049. 676 Watson C. 1-story, 4-bay, weatherboard siding Minimal Traditional house built in 1941. Gable roof with multiple gable-front ends, box cornice, asphalt shingles, and interior chimney. Windows are 6/6 double-hung, some as a pair. Entrance is off center with a 6-panel Colonial Revival door. Secondary carport entrance has a multi-light Colonial Revival cottage door. Attached single-bay carport with a gable-front end.

1050. 681 Watson NC. 1-story, 4-bay, brick veneer Minimal Ranch house built in 1957. Gable roof with hip roof "L," box cornice, asphalt shingles, and interior chimney. Windows are 2/2 single-hung and single-light stationary. One-bay central porch with a hip roof and wrought iron support. Entrance is center with a 6-panel Colonial Revival door. Attached carport.

1051. 682 Watson C. 1-story, 4-bay, novelty and vertical board siding Minimal Traditional house built in 1940. Gable roof with gable-front end, box cornice, asphalt shingles, and interior central chimney. Windows are 6/6 and 8/8 double-hung; some as a pair. Entrance is off center with a 6-panel Colonial Revival door.

Garage. 1-story, 2-bay, vinyl siding, gable roof (NC due to age).

1052. 685 Watson C. 1-story, 3-bay, asbestos siding Craftsman bungalow built in ca. 1925. Gable-front roof with flared eaves, triangular knee braces, asphalt shingles, and interior central chimney. Windows are 1/1 double-hung, some as a pair. Partial-width porch with a gable-front roof and tapered asbestos shingle clad piers. Entrance is off center with a multi-light Colonial Revival cottage door.

Garage. 1-story, not visible (NC).

United States Department of the Interior
National Park Service

National Register of Historic Places Continuation Sheet

Section number 7 Page 162 Normal Station Historic District Shelby County, Tennessee

1053. 686 Watson C. 1-story, 4-bay, vinyl siding Minimal Traditional house built in 1940. Gable roof with gable-front "L," box cornice, asphalt shingles, and interior chimney. Windows are 6/6 double-hung. One-bay undercut porch with wrought iron supports. Entrance is off center with a non-visible door. Attached carport with wrought iron.

1054. 692 Watson C. 1-story, 4-bay, vinyl siding Minimal Traditional house built in 1940. Gable roof with multiple gable-front ends, box cornice, asphalt shingles, and interior chimney. Windows are 6/6 double-hung, some as a pair. Entrance is off center with 6-panel Colonial Revival door and half-length 4-light sidelights. Single-bay attached carport with wrought iron.

1055. 693/695 Watson C. 1-story, 6-bay, weatherboard siding and brick veneer Minimal Traditional duplex built in 1950. Gable roof with gable-front "L," exposed rafter tails, asphalt shingles, and interior chimney. Windows are 8/8 and 6/6 double-hung. One-bay central porch with a shed roof and box columns. Multiple entrances with 4-light Colonial Revival doors.

1056. 707 Watson C. 1-story, 3-bay, novelty siding Minimal Traditional house built in 1942. Gable roof with gable-front "L," box cornice, asphalt shingles, and interior chimney. Windows are 6/6 double-hung. One-bay porch with a gable-front roof and box column. Entrance is off center with non-visible door.

1057. 708 Watson C. 1-story, 3-bay, novelty siding Minimal Traditional house built in 1940. Gable roof with multiple gable-front ends, box cornice, asphalt shingles, and interior central chimney. Windows are 8/8 and single-light stationary flanked by 4/4 double-hung. Entrance is off center with a 6-panel Colonial Revival door with metal shed roof entry hood.

Garage. 1-story, 2-bay, weatherboard siding, gable and shed roofs (C).

1058. 711 Watson C. 1-story, 6-bay, vinyl siding Minimal Traditional house built in 1944. Gable roof with multiple gable-front ends, box cornice, asphalt shingles, and interior central chimney. Windows are 6/6, 8/8, and 1/1 double-hung; some in pairs. Entrance is center with a 6-panel Colonial Revival door. Attached single-bay carport with wrought iron.

1059. 712 Watson C. 1-story, 3-bay, vinyl siding Minimal Traditional house built in 1940. Gable roof with gable-front "L," box cornice, asphalt shingles, and interior chimney. Windows are 2/2 single-hung and paired 6/6 double-hung. One-bay porch with a gable-front roof and paired box columns. Entrance is off center with a 6-panel Colonial Revival door.

Garage. 1-story, 1-bay, weatherboard siding, gable roof (C).

1060. 717 Watson C. 1-story, 5-bay, aluminum siding Minimal Traditional house built in 1944. Gable roof with multiple gable-front ends, box cornice, asphalt shingles, and interior central chimney. Windows are 6/6

United States Department of the Interior
National Park Service

National Register of Historic Places Continuation Sheet

Section number 7 Page 163 Normal Station Historic District Shelby County, Tennessee

double-hung, some paired. One-bay porch with a gable-front roof and metal poles supports. Entrance is center with a 6-panel Colonial Revival door. Attached single-bay garage.

1061. 718 Watson C. 1-story, 4-bay, aluminum siding Minimal Traditional house built in 1941. Gable roof with multiple gable-front ends, box cornice, asphalt shingles, and interior chimney. Windows are 6/6 double-hung. One-bay undercut porch with wrought iron supports. Entrance is offset entry with not visible door. Attached single-bay carport with wrought iron.

1062. 722 Watson C. 1-story, 4-bay, novelty siding Minimal Traditional house built in 1940. Gable roof with multiple gable-front ends, box cornice, asphalt shingles, and interior central chimney. Windows are 6/6 double-hung, some as a pair, and 8/8 double-hung. Entrance is off center with a 6-panel Colonial Revival door.

Garage. 1-story, 1-bay, asbestos siding, gable roof (C).

1063. 727 Watson C. 1-story, 2-bay, weatherboard siding Craftsman bungalow built in 1927. Gable-front roof with exposed rafter tails, triangular knee braces, asphalt shingles, and exterior end chimney. Windows are 1/1 double-hung, in a band of three with shed aluminum hoods. Partial-width porch with a gable-front roof and brick pier supports. Entrance is offset with a non-visible door. Attached rear carport.

1064. 728 Watson C. 1-story, 3-bay, novelty siding Minimal Traditional house built in 1942. Gable roof with gable-front "L," box cornice, asphalt shingles, and interior chimney. Windows are 6/6 double-hung with shed aluminum hoods. One-bay undercut porch with wrought iron supports. Entrance is off center with a louvered door.

Garage. 1-story, 1-bay, weatherboard siding, gable roof (C).

1065. 733 Watson NC. 1-story, 5-bay, permastone and vinyl siding Minimal Traditional house built in 1938 and altered with a 2-story side addition at an unknown date. Gable roof with flush eaves, asphalt shingles, and exterior end stone chimney. Windows are paired 6/6 double-hung and 8/8 single-hung at addition. Entrance is off center with a non-visible door.

1066. 734 Watson C. 1-story, 3-bay, asbestos siding cape cottage with Minimal Traditional influence built in 1942. Gable roof with box cornice, asphalt shingles, and interior chimney. Windows are paired 1/1 double-hung. One-bay central porch with a gable-front roof and box columns. Entrance is off center with a 3-light Craftsman cottage door.

Garage. 1-story, 1-bay, weatherboard siding, gable roof (C).

United States Department of the Interior
National Park Service

National Register of Historic Places Continuation Sheet

Section number 7 Page 164 Normal Station Historic District Shelby County, Tennessee

1067. 740 Watson C. 1-story, 4-bay, aluminum siding Minimal Traditional house built in 1939. Gable roof with multiple gable-front ends, flush eaves, asphalt shingles, and interior central chimney. Windows are 1/1 double-hung and multi-light casements with shed aluminum hoods. One-bay porch with a gable-front roof and wrought iron supports. Entrance is off center with a 3-light Colonial Revival door.

Garage. 1-story, 1-bay, weatherboard siding, gable and shed roof (NC due to shed side addition).

1068. 741 Watson C. 1-story, 4-bay, aluminum siding Minimal Traditional house built in 1942. Gable roof with flush eaves, asphalt shingles, and exterior end chimney. Windows are paired 6/6 double-hung. One-bay porch with a gable-front roof and wrought iron supports. Entrance is off center with a replacement single-light door.

Garage. 1-story, 2-bay, novelty siding, gable roof (NC due to age).

1069. 746 Watson C. 1-story, 3-bay, vinyl siding cape cottage with Minimal Traditional influence built in 1935. Gable roof with box cornice, asphalt shingles, and interior central chimney. Windows are paired 6/6 double-hung. One-bay central porch with a flat roof and coupled box columns. Entrance is center with a 3-light Craftsman cottage door. 1-bay garage now attached at rear by hyphen.

1070. 749 Watson NC. 1-story, 4-bay, vinyl siding cape cottage with Minimal Traditional influence built in 1942 and altered with garage enclosure. Gable roof with flush eaves, asphalt shingles, and exterior end chimney. Windows are paired 6/6 double-hung. One-bay porch with a shed roof and wrought iron supports. Entrance is off center with a 6-panel Colonial Revival door. Attached garage now enclosed.

1071. 752 Watson C. 1-story, 3-bay, brick veneer cape cottage with Minimal Traditional influence built in 1940. Gable roof with flush eaves, asphalt shingles, and interior central chimney. Windows are 2/2 single-hung. Entrance is center with a 6-panel Colonial Revival door.

Garage. 1-story, 1-bay, board and vinyl siding, gable roof (NC due to altered wall cladding and door).

1072. 755 Watson C. 1-story, 5-bay, aluminum siding cape cottage with Minimal Traditional influence built in 1942. Gable roof with flush eaves, asphalt shingles, and interior central chimney. Windows are 6/6 double-hung. Entrance is center with a 6-panel Colonial Revival door with pilaster surround, round arch lintel, and topped with a gable-front end.

Garage. 1-story, 1-bay, aluminum siding, gable roof (NC due to enclosure).

1073. 758 Watson NC. 1-story, 4-bay, brick veneer and board and batten siding Minimal Ranch house built in ca. 1950. Gable roof with box cornice, asphalt shingles, and chimney. Windows are 2/2 single-hung and

United States Department of the Interior
National Park Service

National Register of Historic Places Continuation Sheet

Section number 7 Page 165 Normal Station Historic District Shelby County, Tennessee

4-light stationary. Full-width porch with a shed roof and wrought iron supports. Entrance is off center with a slab door.

Garage. 1-story, 1-bay, siding not visible, hip roof (NC).

1074. 762 Watson C. 1-story, 5-bay, vinyl siding and brick veneer Minimal Traditional house built in 1950. Gable roof with flush eaves, asphalt shingles, and interior central chimney. Windows are 2/2 single-hung. Entrance is off center with a 6-panel door.

Garage. 1-story, 2-bay, aluminum siding, gable roof (NC).

1075. 765 Watson NC. 1-story, 5-bay, stone and brick veneer Minimal Traditional house built in 1942 and altered with large double carport addition at unknown date. Gable roof with two gable-front dormers with Craftsman 3/1 double-hung windows, flush eaves, asphalt shingles, and exterior end chimney. Windows are Craftsman 3/1 double-hung. Partial-width porch with a flat roof and box columns. Entrance is offset with a non-visible door.

Garage. 1-story, 1-bay, brick veneer and vertical board siding, gable roof (NC due to altered garage bay).

1076. 766 Watson C. 1-story, 5-bay, asbestos siding cape cottage with Minimal Traditional influence built in 1940. Gable roof with two gable-front dormers with 2/2 single-hung windows, box cornice and return, asphalt shingles, and interior central chimney. Windows are 6/1 and 1/1 double-hung. Three-quarter length porch with a gable-front roof and wrought iron supports. Entrance is off center with a 6-panel Colonial Revival door.

Garage. 1-story, 1-bay, weatherboard siding, gable roof (C).

1077. 772 Watson C. 1-story, 4-bay, brick veneer Minimal Traditional house built in 1940. Gable roof with fascia board, asphalt shingles, and chimney. Windows are 6/6 double-hung. Partial-width porch with a shed roof and wrought iron supports. Entrance is off center with a 6-panel Colonial Revival door.

Garage. 1-story, bays and siding not visible, gable roof (NC due to new construction).

1078. 775 Watson C. 1-story, 3-bay, weatherboard siding and brick veneer cape cottage with Minimal Traditional influence built in 1942. Gable roof with two gable-front dormers featuring single-light stationary windows, flush eaves, asphalt shingles, and exterior end chimney. Windows are replacement 2/2 single-hung. One-bay central porch with a gable-front roof and wrought iron supports. Entrance is center with a not visible door.

Garage. 1-story, 1-bay, brick veneer, gable roof (C).

United States Department of the Interior
National Park Service

National Register of Historic Places Continuation Sheet

Section number 7 Page 166 Normal Station Historic District Shelby County, Tennessee

1079. 778 Watson C. 1-story, 3-bay, vinyl siding cape cottage with Minimal Traditional influence built in 1942. Gable roof with flush eaves, asphalt shingles, and interior central chimney. Windows are 8/8 double-hung flanked by 4/4 double-hung in bays. Entrance is center with a 6-panel Colonial Revival door with bracketed hip roof entry hood.

Garage. 1-story, 1-bay, novelty siding, gable roof (C).

1080. 781 Watson C. 1-story, 3-bay, asbestos siding cape cottage with Minimal Traditional influence built in 1942. Gable roof with flush eaves, asphalt shingles, and exterior end chimney. Windows are 6/6 double-hung. Entrance is center with a 6-panel Colonial Revival door, fluted pilaster surround, and lintel.

1081. 782 Watson C. 1-story, 4-bay, brick veneer novelty siding Minimal Traditional house with Tudor Revival influence built in 1942. Gable roof with multiple gable-front ends, fascia board, asphalt shingles, and exterior end chimney. Windows are 8/8 and 6/6 double-hung. Entrance is off center with a replacement 3-light ca. 1960s door with shed roof entry hood and adjacent 6-light window; all set within an exaggerated gable-front Tudor Revival projection. Attached rear garage.

1082. 791 Watson C. 1-story, 3-bay, vinyl siding Craftsman bungalow built in 1925. Gable-front roof with exposed rafter tails, asphalt shingles, and exterior other than end chimney. Windows are paired Craftsman 3/1 double-hung. Full-width porch with a gable-front and truncated-hip roof supported by tapered box columns atop brick piers. Entrance is off center with a multi-light French door.

1083. 792 Watson C. 1-story, 4-bay, vinyl siding Minimal Traditional house built in 1942. Gable roof with gable-front end, box cornice and return, asphalt shingles, and interior central chimney. Windows are 6/6 double-hung. Entrance is off center with a not visible door.

Garage. 1-story, 1-bay, aluminum siding, gable roof (C).

1084. 796 Watson NC. 1-story, 3-bay, vinyl siding Minimal Traditional house built in 1942 and altered with siding and door replacement. Gable roof with flush eaves, asphalt shingles, and interior central chimney. Windows are 6/9 double-hung. One-bay undercut porch with wrought iron supports. Entrance is off center with a replacement oval cut-glass door.

1085. 799 Watson NC. 1-story, 5-bay, vinyl siding Minimal Traditional house built in 1940 and altered due to infill porch and garage addition. Gable roof with flush eaves, and interior central chimney. Windows are 6/6 double-hung. Entrance is a multi-light fanlight Colonial Revival door. Attached single-bay garage.

1086. 805 Watson C. 1-story, 3-bay, asbestos siding cape cottage with Minimal Traditional influence built in 1940. Gable roof with flush eaves, asphalt shingles, and interior central chimney. Windows are 6/6

United States Department of the Interior
National Park Service

National Register of Historic Places Continuation Sheet

Section number 7 Page 167 Normal Station Historic District Shelby County, Tennessee

double-hung. Entrance is center with a non-visible door with fluted pilaster surround, lintel, and topped with a gable-front end.

Garage. 1-story, 1-bay with double multi-light French doors, gable roof (NC due to bay enclosure).

1087. 809 Watson NC. 1-story, 5-bay, vinyl siding and brick veneer Minimal Traditional house built in 1945 and altered with side porch infill and carport addition. Gable roof with flush eaves, asphalt shingles, and interior central chimney. Windows are 6/6 double-hung. One-bay shed roof entry porch with metal pole spears for support. Entrance is off center with a non-visible door.

Garage. 1-story, 2-bay, siding not visible, gable roof (NC).

1088. 814 Watson C. 1-story, 4-bay, aluminum siding Minimal Traditional house built in 1942. Gable roof with gable-front end, flush eaves, asphalt shingles, and chimney. Windows are 8/8 double-hung. One-bay side porch with box columns and spindled balustrade. Entrance is off center with a 6-panel Colonial Revival door.

Garage. 1-story, 1-bay, novelty siding, gable roof (C).

1089. 815 Watson NC. 1-story, 3-bay, aluminum siding Minimal Traditional house built in 1942 and altered with replacement dormer windows, siding, and door. Gable roof with two gable-front dormers with paired single-light stationary windows, box cornice, asphalt shingles, and chimney. Windows are 6/6 double-hung. Entrance is center with a multi-light Colonial Revival cottage door and bracketed entry hood.

Garage. 1-story, 1-bay, weatherboard siding, gable roof with exposed rafter tails (C).

1090. 818 Watson NC. 1-story, 3-bay, aluminum siding Minimal Traditional house built in 1942 and altered with possible side addition at unknown date. Gable roof with flush eaves, asphalt shingles, and exterior chimney. Windows are not visible. Partial-width undercut porch with wrought iron supports. Entrance is off center with a non-visible door.

1091. 819 Watson C. 1-story, 5-bay, weatherboard siding Minimal Traditional house built in 1939. Gable roof with box cornice, asphalt shingles, and interior chimney. Windows are 2/2 single-hung with aluminum hoods. Entrance is off center with a 6-panel door and bracketed gable-front entry hood.

Garage. 1-story, 1-bay, weatherboard siding, gable roof (C).

1092. 824 Watson C. 1-story, 3-bay, weatherboard siding cape cottage Minimal Traditional house built in 1941. Gable roof with flush eaves, asphalt shingles, and interior central chimney. Windows are 6/6 double-hung. Entrance is center with a louvered door and shed roof entry hood.

United States Department of the Interior
National Park Service

National Register of Historic Places Continuation Sheet

Section number 7 Page 168 Normal Station Historic District Shelby County, Tennessee

Garage. 1-story, 1-bay, weatherboard siding, gable roof (C).

1093. 825 Watson C. 1-story, 3-bay, vinyl siding cape cottage with Minimal Traditional influence built in 1940. Gable roof with flush eaves, asphalt shingles, and interior central chimney. Windows are 8/8 and 6/6 double-hung. One-bay central porch with a shed roof and plain post supports. Entrance is center with a multi-light Colonial Revival cottage door.

Garage. 1-story, not visible (NC).

1094. 835 Watson C. 1-story, 4-bay, vinyl siding and brick veneer cape cottage with Minimal Traditional house built in 1945. Gable roof with flush eaves, asphalt shingles, and interior central chimney. Windows are 6/6 double-hung. Entrance is off center with a non-visible door and entry hood. Enclosed side porch.

1095. 839 Watson NC. 1-story, 4-bay, vinyl siding and brick veneer cape cottage with Minimal Traditional influence built in 1945 and altered with ca. 1960s side porch enclosure. Gable roof with fascia board, asphalt shingles, and interior central chimney. Windows are 6/6 double-hung. Entrance is off center with a 2-light Colonial Revival door topped with a gable-front end and entry hood.

1096. 845 Watson C. 1-story, 3-bay, vinyl siding and brick Minimal Traditional house built in 1944. Gable with gable-front end, flush eaves, asphalt shingles, and interior central chimney. Windows are 6/6 and 4/4 double-hung in a band of three. One-bay porch with a gable roof and wrought iron supports. Entrance is offset entry with a non-visible door.

1097. 851 Watson C. 1-story, 4-bay, brick veneer cape cottage with Minimal Traditional influence built in 1945. Gable roof with flush eaves, asphalt shingles, and interior central chimney. Windows are 6/6 double-hung. Entrance porch is a one-bay shed roof with wrought iron. Side porch is one-bay with gable roof and box columns. Entrance is center with a 2-light Colonial Revival door.

United States Department of the Interior
National Park Service

National Register of Historic Places Continuation Sheet

Section number 8 Page 169 Normal Station Historic District Shelby County, Tennessee

NARRATIVE STATEMENT OF SIGNIFICANCE

The Normal Station Historic District is nominated under Criterion A for Community Planning and Development due to its association with the growth of the adjacent University of Memphis and Kennedy Veterans Hospital. It is also nominated under Criterion C for its significance as a cohesive and largely intact collection of 20th century residential architecture exemplifying the house styles and forms that developed between the period of 1912-1954. The district's stylistic influences include Colonial Revival, Minimal Traditional, Craftsman, and Modernist as well as forms including the Minimal Traditional house, bungalow, cape, and Minimal and Massed ranch houses. The area remains as a representation of growth from an isolated Shelby County farm community in the late 19th and early 20th century, to a small town growing with the creation of a small college and rail station, to a middle-class suburb of the 1940s housing college students, faculty, and hospital workers employed at Kennedy Veterans Hospital. As the establishment of the University of Memphis in 1912 created the impetus for the district's earliest subdivision development, the growth of Kennedy Veterans Hospital in the 1940s led to increased job opportunities and the build-out of housing in the eastern half of Normal Station. The Normal Station Historic District meets the registration requirements for the property type "Residential Historic Districts" set forth in the Multiple Property Documentation Form "Residential Development in Memphis, Shelby County, Tennessee" and "Residential Development in Memphis, Shelby County, Tennessee (additional documentation)."

The land that consists of Normal Station's historic subdivisions began with the Dillon and Roades Tract, a 5,000 acre land grant given to Revolutionary War veterans Tyree Roades and William Dillon by the State of Tennessee in 1823.¹ The present Southern Railroad line has continuously had a lasting effect on the development of the district. The LaGrange and Memphis line first ran this course beginning in 1835. Since that period the acreage to the south of the railroad line has continuously been divided among the heirs with subdivisions. In 1835, William Bradshaw sold 412 acres to William F. Eckles for \$2,062.50 at a time when Indians still maintained a hunting ground near present day Park Avenue and the Black Bayou. Highland Avenue, then known as the old Raleigh and Hernando Stage Road, was created as well as Park Avenue. The oldest surviving structure within the area from this early period, although excluded from the district due to alterations, is a ca. 1846 dependency on Southern Place, which is near Southern Avenue and Goodlett Street. Another late 19th century cultural resource for the district is a small family cemetery on Carnes Avenue. Tombstones of early residents including George and Martha Eckles buried in 1896 and 1887 respectively, Frances and Susan Bibert in 1910 and 1917, and Harry Madison in 1926 remain. By the beginning of the 20th century, the area consisting of Normal Station was simply known as the Eckles Tract. Simply, it was a nameless part of eastern Shelby County southeast of the older town of Buntyn. By 1909, however, the City of Memphis' annexation placed the Eckles Tract (it is unknown why and when the spelling changes) within 2 ½ miles of the city limits.²

¹ John Wherry Map of 1850, Shelby County Archives.

² David Royer, "Cultural Resources Survey of Normal Station," (2001): 2.

United States Department of the Interior
National Park Service

National Register of Historic Places Continuation Sheet

Section number 8 Page 170

Normal Station Historic District Shelby County, Tennessee

The rural environment of this area began to change in 1911 with the second and most influential impetus for development, the creation of a two-year teacher's college called the West Tennessee State Normal School. At that time, the term Normal School was used for a teacher's college and the West Tennessee State Normal School was a local example of a national movement to establish training schools for teachers. The development was placed directly north of the east/west running railroad tracks and the district itself. The railroad tracks did not exist as a boundary, however, but rather as a spur for further residential development. September 10, 1912 marked the dedication of the new college for 200 students that consisted of three buildings. The main teaching hall (now called the administration building at the University of Memphis) and the women's dormitory (renamed Mynders Hall after the school's first president) remain today. The third building, the president's home, was demolished and replaced by Patterson Hall. Normal School had a two dollar registration fee and was free to Tennessee residents. The school's only requirements were that students had to be white, sixteen years old, and an elementary school graduate. In addition, there was an alternate four-year program for students without an elementary school degree. By 1925, the alternate program was eliminated in favor of a full four-year curriculum as Normal School became the State Teacher's College in Memphis. During this period, the Demonstration School was established in order to provide young teachers with practical experience teaching local students enrolled in the first through sixth grades. Dr. Owen R. Hughes, Professor of Education at the college, directed the Demonstration School. In 1922, 186 students were enrolled as compared to 652 students at the college. Now known as the Campus School, it is still in existence.³

The railroad and creation of the college cannot be underestimated as the development of the residential subdivisions to the south are intrinsically connected. In 1846, the Memphis and LaGrange Railroad became the Memphis and Charleston. By 1898, the Southern Railroad Company bought the line and in 1911 created a railroad spur northward from the main line in order to transport materials to the construction site of the college. In addition, the East End/Buntyn streetcar line extended its tracks a mile east from its terminus at Buntyn's Station. This facilitated the construction of the college and increased the opportunity for Memphians and Tennesseans to reach the campus. The Southern Railroad established Normal as an official rail stop by constructing a new Craftsman-style waiting station in front of the college to service both the rail and streetcar lines. The depot was located on railroad property between Walker Avenue and the north side of the railroad.⁴ In 1912, the streetcar charged a fare of 5 cents to travel from downtown Memphis to Normal. The approximately seven mile journey took 40 minutes. In addition to downtown and Buntyn's Station to the west, the railroad line connected Normal to stations at Cherry Road, White's Station, and Ridgeway to the east.⁵ The Memphis Special, later the Tennessean, passed the Normal Depot about 8 p.m. each evening en route to Chattanooga, Washington, D.C., and New York. The "Newsboy" train passed the Depot daily in

³ Dr. James Wallace, "I Remember Normal," *Papers of the West Tennessee Historical Society* (1976): 132.

⁴ John Rea, "The Normal Depot of the Southern Railway," *Papers of the West Tennessee Historical Society* (1984): 99-100.

⁵ Wallace, 135.

United States Department of the Interior
National Park Service

National Register of Historic Places Continuation Sheet

Section number 8 Page 171

Normal Station Historic District Shelby County, Tennessee

the early morning carrying the *Commercial Appeal* all the way out to Grand Junction, Tennessee in nearby Hardeman County.⁶

With the creation of the college, the land to the south became more desirable for real estate development much in the same way that the advent of the Memphis County Club spurred development on nearby Central Avenue to the northwest. With the arrival of students and faculty, relatively undeveloped land around the college received investment and infrastructure improvements. Shelby County began to improve Southern and Spottswood avenues in 1911. The Madison family who were now large landowners along the south side of Southern Avenue were the first to subdivide property to accommodate the increasing population that would come with the development of the college. The Madisons were also the early commercial entrepreneurs in the area with the creation of businesses just outside the current district at the southeast corner of Highland and Southern avenues.⁷

Harry Madison's tract of land was bounded by Southern on north, Spottswood on the south, Highland on the west, and Echles on the east. To the immediate east, civil engineer Richard Huston created the Normal School Addition subdivision in 1911. This was followed by the Normal Land Company's subdivision in 1912 that consisted of the area bounded by Southern, Hughes, Spottswood, and the rear property lines of Normal. Developer Ben Goodman created the Normal School Place subdivision in 1912 which pushed development farther east with boundaries of Southern, Shotwell, parcels south of Spottswood, and Goodlett. (see subdivision map)

Between 1911 and 1915, additional tracts to the south were sold-off in an area south of Spottswood between Echles and Shotwell Streets. In 1911, Jay Madison platted a subdivision named for himself consisting of a two-block area between Spottswood and Kearney and Goodman and Shotwell. Like most all new subdivisions in the area, the plat maps for Jay Madison's Home Place subdivision of 1915, bounded by Spottswood, Echles, Park, and Goodman specified that "business houses and negroes were restricted for a period of twenty-five years."⁸ Racial discrimination was a common practice in residential subdivisions throughout Memphis in this period. In 1913, the C.E. Douglass subdivision pushed hopeful residential development further south and east and was bounded roughly by Normal Circle, Douglass, Shotwell, and Goodlett. The C.E. Douglass subdivision's four-block area lots were approximately 170 feet by 550 feet and never sold and built-out as planned.⁹ These early subdivisions were plotted at a relatively large size compared to the real estate boom years of the 1940s. Thus, they were largely vacant until the 1940s. (see subdivision map)

To the immediate south of the C.E. Douglass subdivision was the J.B. Goodwin Subdivision. Platted in 1921, it encompassed three blocks from Douglass to Park and from Loeb to Goodlett. In 1922, the newly

⁶ Rea, 102.

⁷ Royer, 4.

⁸ Shelby County Plat Book 6, page 11.

⁹ Shelby County Plat Book 7, page 3.

United States Department of the Interior
National Park Service

National Register of Historic Places Continuation Sheet

Section number 8 Page 172

Normal Station Historic District Shelby County, Tennessee

created Goodman Brothers' Colonial Heights subdivision filled out the southwest section of the district as it encompassed lots bounded by Highland, Park, Echles, and the rear property lines of the north side of Douglass with smaller lots measuring roughly 50 feet by 170 feet. Colonial Heights also included the east/west street of Marion and the north/south street of Echles.¹⁰ To the immediate north, Washington Heights was platted in 1923 to include forty-one lots southeast from the Highland and Clayphil Avenue intersection.¹¹ (see subdivision map)

As the population increased within the first twenty years of the area's development, property along Southern and Highland avenues became increasingly focused on business uses by families such as the Madisons. Harry Madison opened a general store at Southern and Highland in 1902, making it the first business on the east side of Highland. Later, Madison would operate a meat market, now the extant Southern Meat Market, and Minor Madison opened the Madison Appliance and Feed Company. By 1920, additional local commercial businesses sprang up including the Brooks family's grocery at Southern and Echles and Fletcher Harrison's barber shop. On the north side of the railroad tracks at Patterson and Walker were the post office, the Normal Drug Company, and another barber shop in a structure named Prescott Flats.¹² Around 1925, Prescott Flats burned and the Normal Drug Company moved to the corner of Southern and Highland in a building between a Mr. Bower's Grocery Store and McLaurine's Grocery and Restaurant. From its earliest period in the 1920s to a bakery conversion during World War II, McLaurine's remained a long-term business in the neighborhood well into the mid-1990s. During the 1920s, the area that now comprises the Normal Station Historic District had its own hardware store, cleaners, and Stock's Garage Service Station on Highland. Beginning in the 1920s and continuing today, Highland Avenue has replaced Southern and Echles as the dominant commercial core within the neighborhood.¹³ These buildings were all outside the current boundaries of the district and are either demolished or altered from their original state.

The early commercial and residential growth in Normal Station coincided with the City of Memphis' annexation of 1929. The annexation pushed the eastern boundary of the city to Goodlett, which is the same boundary for the Normal Station Historic District. Other historic neighborhoods included in the annexation include to the north and northwest the High Point Terrace Historic District (NR 12/12/02), East Buntyn Historic District (NR 11/22/95) and Chickasaw Gardens. As with the rest of Memphis, construction slowed during the Depression in the 1930s, however, that would change for Normal Station in 1942 with the construction of nearby Kennedy Veterans Hospital.¹⁴

Located directly southeast of the district along Park Avenue and what was Shotwell Street, the site was chosen by United States government officials as an Army hospital due to its proximity to the nearby Southern Railroad line. Originally built in 1942 and designed by Henry C. Hibbs of the architectural firm of Hibbs,

¹⁰ Shelby County Plat Book 8, page 11.

¹¹ Shelby County Plat Book 6, page 68.

¹² Wallace, 130.

¹³ Royer, 4.

¹⁴ Wallace, 135.

United States Department of the Interior
National Park Service

National Register of Historic Places Continuation Sheet

Section number 8 Page 173

Normal Station Historic District Shelby County, Tennessee

Parrent, and Hall, the site was transferred on July 1, 1946 to the Veterans Administration for its use as a hospital.¹⁵ Consisting of 146 acres, 115 buildings, and 37 operative wards, Kennedy Army Hospital (later Kennedy Veterans Hospital) was named for Brig. General James M. Kennedy who served in United States medical corps beginning in 1895. He was later transferred to the Army Medical Center at Washington and placed in charge of the Walter Reed General Hospital until his retirement in 1930. The \$8-10 million 1,500 bed hospital created 2,000-3,000 construction jobs and resulted in a large complex of buildings specializing in paraplegia, neurosurgery, thoracic surgery, plastic surgery, and neuropsychiatry.¹⁶ The hospital's street name was changed from Shotwell to Getwell for propriety considering the hospital cared for wounded soldiers. During World War II, the Normal depot was used to receive wounded soldiers being sent to Kennedy Hospital for recovery.

Although the hospital brought economic opportunity that created the need for residential development in its adjacent area, including the build-out of Normal Station, by the end of the district's period of significance the hospital's future was uncertain. During World War II the hospital's capacity was at 3,500 beds, however, by 1952 six wards closed and in 1953 it was down to 1,250 beds. Due to a lack of sufficient government funding there were acute shortages of medical and non-professional personnel.¹⁷ Despite the drop in capacity from the wartime high, the economic benefit of the hospital on the surrounding area and city as a whole cannot be underestimated. The hospital's economic benefit was touted in 1957 as a "city within a city" employing 1,920 with a payroll over \$9 million.¹⁸

John B. Goodwin, trained as a naval engineer, became even more involved in the development of the Normal Station Historic District following his experience in the construction of the Veterans Hospital. He was one of Memphis' most prolific suburban residential and commercial developers in the 1940s and developed housing in the eastern section of the neighborhood including his Loeb Street subdivision of 1944. Its lots ran from Douglass south to Park. The nearby Poplar Plaza Shopping Center at Poplar and Highland Avenues and its adjacent Plaza Gardens neighborhood are notable examples of his post-World War II developments. While Goodwin oversaw construction of the Veterans Hospital, he foresaw the need for housing for future hospital staff.¹⁹ The result of this was the development of affordable housing in the form of Minimal Traditional Cape Cottages throughout the eastern blocks of the neighborhood. While most Memphis neighborhoods were at a construction standstill during World War II, Goodwin's developments in the eastern section of Normal Station continued much like his build-out of the Poplar Glen section of the Green Meadows/Poplar Glen Historic District (NR 4/22/03). (see subdivision map)

¹⁵ *Press-Scimitar* (Memphis), 9 July 1943.

¹⁶ *Commercial Appeal* (Memphis), 13 July 1942.

¹⁷ *Commercial Appeal* (Memphis), 8 February 1953.

¹⁸ *Commercial Appeal* (Memphis), 10 January 1957.

¹⁹ Partee Fleming, "Johnnie Goodwin: An Amazing Success Story," Letter to editor Memphis Press Scimitar, October 11, 1979.

United States Department of the Interior
National Park Service

National Register of Historic Places Continuation Sheet

Section number 8 Page 174

Normal Station Historic District Shelby County, Tennessee

Along with Goodwin were other developers such as Kennedy Modern Homes' subdivision of 1944, Culbreath and Ozanne's Elm Cove Subdivision of 1944 and its additions dating from 1946 and 1949, and Wallace Johnson's Memphis Homes Subdivision of 1944. (see subdivision map) Wallace Johnson, known as the "Henry Ford of Housing," became a successful developer beginning in 1940 with his first house construction at 132 McKellar in the Mallory Heights subdivision in South Memphis. Due to his assembly-line method of construction, Johnson produced 3,000 units a year throughout the 1940s. Through cost-saving measures, he was able to produce housing under \$3,000. By the mid-1950s, Johnson teamed with Memphian Kemmons Wilson to develop the Holiday Inn chain.²⁰

Architectural styles and forms throughout the district are varied and represent tastes and trends before and after the Depression of the 1930s. Craftsman-style bungalows of the 1920s can be found in large numbers throughout the district with typical examples such as 3536 and 3675 Spottswood Avenue and the 3500 and 3600 blocks of Douglass Avenue. A highly decorative Craftsman bungalow built in 1922 at 686 Shotwell Street features molded gable brackets and has Colonial Revival influence in its entrance and box columns. At 595 Watson, a great example of a bungalow built in 1922 with Colonial Revival and Craftsman features remains and includes tapered box columns grouped in threes, a flared hip roof, and multi-light casement windows. A classic Colonial Revival Cape Cottage built in 1922 remains at 745 Echles and features triple multi-light windows and three gable-front roof dormers. A Dutch Colonial Revival house built in 1927 at 595 Graham Street retains its integrity and features a prominent shed dormer with multi-light double-hung windows and a central-bay gable-front roof porch supported by Doric columns and pilasters. Carnes Avenue exemplifies the transition of styles from the 1920s to the 1940s with two English cottages at 3528 and 3536 followed by Craftsman bungalows at 3548 and 3560/62 and culminating with a Colonial Revival cape cottage featuring a centered porch and box columns at 3612.

The mass-production of affordable housing during the 1940s in Normal Station, as well as across Memphis, simplified the architectural styles available to buyers. The economic hardship of the Depression years, the heightened popularity of the Colonial Revival style, and the need for cost-saving forms and details created what is known as the Minimal Traditional style. This style, with its stripped-down Colonial Revival details and boxy form similar to English cottages of the 1920s, was a radical departure from other architecture such as the Craftsman style that had been so popular. Normal Station Historic District represents the transition from bungalows, Colonial Revival houses, and English cottages to the Minimal Traditional style with blocks of housing that contain much variety.

The Minimal Traditional style used with house forms such as the double-pile and Cape Cottage were a national phenomenon that used cost-saving measures perfected in notable early examples such as Levittown, New York. Tens of thousands of such examples were built in Memphis during the period of 1940-1954 in such existing neighborhoods as High Point Terrace Historic District (NR 12/12/02), Green Meadows/Poplar Glen Historic District (NR 4/22/03), East Buntyn Historic District (NR 11/22/95), and the Third Addition to

²⁰ "Wallace E. Johnson Takes Stock: Businessman's Faith at an All-Time High," biography Memphis Room, Memphis and Shelby County Public Information Center, no date.

United States Department of the Interior
National Park Service

National Register of Historic Places Continuation Sheet

Section number 8 Page 175 Normal Station Historic District Shelby County, Tennessee

Jackson Terrace (NR 11/21/01). The cohesive 500 and 600 blocks of Shotwell and Buck Streets feature three-bay Cape Cottages of the 1940s with Minimal Traditional influence and off-center entrances. In addition, good examples of central entrance cape cottages from the 1940s are found along the 700 blocks of Goodlett, Graham, and Shotwell streets.

In the late 1940s, a newer Modernist architectural influence became increasing more prevalent in post-World War II neighborhoods including Normal Station. In most cases, late infill of scattered vacant lots in the late 1940s and early 1950s created instances of newer stylistic tastes in residential design. Ranch houses in this period began with the Minimal Ranch which was a slightly more elongated version of the Minimal Traditional house and often featured a large picture window flanked by double-hung windows. Examples in Normal Station include 3794 Douglass Avenue and 753 Patterson Street, built in 1949 and 1950 respectively. Lots in this period were generally much smaller than suburban development of the later 1950s and 1960s, thus building a ranch house on limited land square footage could prove difficult. This was remedied with the design of what is known as the Massed Ranch house. This house type had a more rectilinear plan from the front of the lot to the back and often used multiple hip roofs. Examples of the Massed Ranch include 765 Shotwell Street, 708, 801, and 807 Loeb Street, and 3770 Marion Avenue; all built from 1942 to 1950. While Ranch houses were Modernist as a form, they were not always Modernist in style as Colonial Revival influence was common on many including those found at 801 and 807 Loeb Street.

The effects of the neighborhood's development were evident in the population increase from 2,313 residents in 1940 to 4,983 in 1950. Within this decade, 57% of the housing stock was constructed. An average Normal Station resident in 1950 was a high school or sometimes a college graduate who worked in a professional or semi-professional field including clerks, mechanics, and military employees. Due to the proximity of the college and hospital, Normal Station continued to house many students, teachers, and hospital workers. Average income levels for the neighborhood were at a middle class level amounting to about \$3,800 a year.²¹ The college also provided educational opportunities in the form of programs such as agriculture for residents within the neighborhood.²²

Like many neighborhoods, Normal Station found itself largely built-out in the post-World War II period and found itself dealing with urban change. Demand for passenger service and rail freight diminished due to the increased use of automobiles and buses. Normal Station's streetcar line down Watson Street to Park Avenue continued until 1949 at which time its tracks were removed. By 1950, the Southern Railway determined the Normal Depot unessential like a growing number of small railroad stations across the country. The Southern Railway demolished the depot and transferred its suburban rail business to nearby Buntyn Station.²³

By 1957, the State Teacher's College in Memphis changed its name to Memphis State University (today the University of Memphis). Within the next two decades, the University embarked on an ambitious expansion

²¹ Royer, 5.

²² Wallace, 134.

²³ Rea, 103.

United States Department of the Interior
National Park Service

National Register of Historic Places Continuation Sheet

Section number 8 Page 176

Normal Station Historic District Shelby County, Tennessee

plan that crossed south of the railroad tracks into Normal Station itself. In order to accommodate more cars for increasing numbers of commuter students, the University obtained property along Hughes Street that was demolished in 1969. In addition, much of Normal and Houston streets became part of the Athletic complex encompassing hundreds of parcels of former housing stock. Within the northwest section of the district, immediately west of the University demolitions, mid-rise multi-family structures were built for student housing.

Although the encroachment by the university has had an adverse effect on the northernmost half of the neighborhood, the district as a whole is continually being reinvigorated because of its proximity to the university. A neighborhood association has been formed and is beginning to fight for its identity, building stock, and character. From its rural beginnings to its completion in the post-World War II period as an automobile suburb, the Normal Station Historic District's history remains entwined with the development of the university and hospital. It remains as an intact example of the residential development of Memphis for a period of over four decades. It has significance under Criterion A in the area of community planning and development and under Criterion C in the area of architecture due to its homogeneous building stock featuring Craftsman, Colonial Revival, Minimal Traditional, and Modernist Ranch styles.

United States Department of the Interior
National Park Service

National Register of Historic Places Continuation Sheet

Section number 9 Page 177

Normal Station Historic District Shelby County, Tennessee

MAJOR BIBLIOGRAPHIC REFERENCES

Dickie, Kaye. "MSU Turns 75 Today---Quietly." *The Commercial Appeal*, 9/10/87.

Fleming, Partee. "Johnnie Goodwin: An Amazing Success Story." Letter to editor, *Memphis Press-Scimitar*, 10/1/79.

Hopkins, John, Marsha Oates. "Residential Development in Memphis 1865-1960" MPS. Washington, D.C.: National Park Service, 1998.

Rea, John. "The Normal Depot of the Southern Railway." *West Tennessee Historical Society*, 1984.

Royer, David. "Cultural Resources Survey of Normal Station". Memphis Heritage, Inc. 2001.

Royer, David. "Cultural Resources Survey of Plaza Gardens". Memphis Heritage, Inc. 2001.

Sicuro, Michael. "Residential Development in Memphis 1865-1960, (Additional Documentation)" MPS. Washington, D.C.: National Park Service, 1998.

Tilly, Betty B., Pat Faudree, and Bettie Shenk. "A Visit to Buntyn." Metropolitan Interfaith Association, Memphis, 1979.

Wallace, Dr. James A. "I Remember Normal." *West Tennessee Historical Society*, 1976.

Wherry, John Map of 1850. Shelby County Archives.

United States Department of the Interior
National Park Service

National Register of Historic Places Continuation Sheet

Section number 10 Page 178

Normal Station Historic District Shelby County, Tennessee

VERBAL BOUNDARY DESCRIPTION

The Normal Station Historic District is roughly bounded on the east by Goodlett Street (except for Audubon Park Baptist Church property at NW corner of Park and multiple parcels of infill development on SW corner of Southern); on the south by the southern rear property lines of Marion Street and also including 3644-3778 Park on the north side; on the west by the rear property lines of Highland Avenue and excluding Clayphil Street; on the north by an irregular boundary encompassing the rear property lines of portions of the north side of Spottswood Avenue (excluding University of Memphis property), the rear property lines of the west side of Houston Street south from 587, the rear property lines of west side of Buck Street north to Southern, and the south side of Southern east from Buck to Goodlett as delineated on attached Shelby County tax maps. All boundaries run down the middle of the street.

Three of the district's main arteries including Highland, Southern, and Park avenues are largely commercial thoroughfares that retain a large number of converted residential buildings that has led to their non-contributing status. Due to this, these properties have been excluded from the historic district with the exception of parcels 3644 to 3778 Park and Southern from Buck east to Goodlett. To the immediate north of the neighborhood lies the sprawling campus of the University of Memphis. To the immediate east of the district, across Goodlett Street, lies Audubon Park. The East Buntyn Historic District (NR 11/22/95) is to the northwest across Highland and the Southern Railroad line.

BOUNDARY JUSTIFICATION

The boundaries of the Normal Station Historic District include only those properties historically related to the evolution of its developments. It is the most intact collection of historic resources that shows the architectural development of the district.

United States Department of the Interior
National Park Service

National Register of Historic Places Continuation Sheet

Section number photos Page 179

Normal Station Historic District Shelby County, Tennessee

PHOTOGRAPHS

Photographs by: Michael Sicuro
Housing & Community Development
City of Memphis

Date: August 12, 2004

Negatives: Tennessee Historical Commission
2941 Lebanon Road
Nashville, TN 37243

1 of 35

595 Watson, view to west

2 of 35

627 (left) & 623 (right) Watson, view to southwest

3 of 35

815 (left) & 809 (right) Graham, view northwest

4 of 35

651 (left), 645 (middle), & 641 (right) Graham, view to northwest

5 of 35

595 Graham, view to west

6 of 35

679 (left) & 675 (right) Loeb, view to northwest

7 of 35

779 Loeb at Douglass, view to southwest

8 of 35

824 Shotwell, view to northeast

9 of 35

746 (left) & 750 (right) Shotwell, view to northeast

10 of 35

686 Shotwell, view to southeast

United States Department of the Interior
National Park Service

National Register of Historic Places

Continuation Sheet

Section number photos Page 180

Normal Station Historic District Shelby County, Tennessee

11 of 35

636 (left) & 640 (right) Shotwell, view to southeast

12 of 35

581 (left) & 575 (right) Buck, view to southwest

13 of 35

743 (left) & 737 (right) Buck, view to southwest

14 of 35

734 (left) & 740 (right) Goodman, view to southeast

15 of 35

754 (left) & 760 (right) Goodman, view to northeast

16 of 35

745 (left) & 739 (right) Echles, view to northwest

17 of 35

635 (left) & 625 (right) Houston, view to southwest

18 of 35

3563 (left) & 3557 (right) Spottswood, view to southeast

19 of 35

3675 Spottswood, view to southeast

20 of 35

Southwest corner of Spottswood & Goodman, view to southwest

21 of 35

3757 (left) & 3751 (right) Kearney, view to southwest

22 of 35

3665 (left) & 3659 (right) Kearney, view to southwest

23 of 35

3536 Carnes, view to north

United States Department of the Interior
National Park Service

National Register of Historic Places Continuation Sheet

Section number photos Page 181

Normal Station Historic District Shelby County, Tennessee

24 of 35

3612 (left) & 3620 (right) Carnes, view to northwest

25 of 35

3760/3762 (left) & 3764/3766 (right) Carnes, view to northeast

26 of 35

Normal Circle, view to west

27 of 35

3909 Douglass, view to southwest

28 of 35

786 Echles, view to east

29 of 35

3594 (center) Douglass, view to northwest

30 of 35

3543 Marion, view to southwest

31 of 35

SE corner of Marion & Patterson, 3623 (far right) & 3619 (center) Marion, view to southeast

32 of 35

3774 (left), 3778 (center), & 3784 (right) Marion, view to northwest

33 of 35

3853 (left), 3847 (center), & 3839 (right) Marion, view to southwest

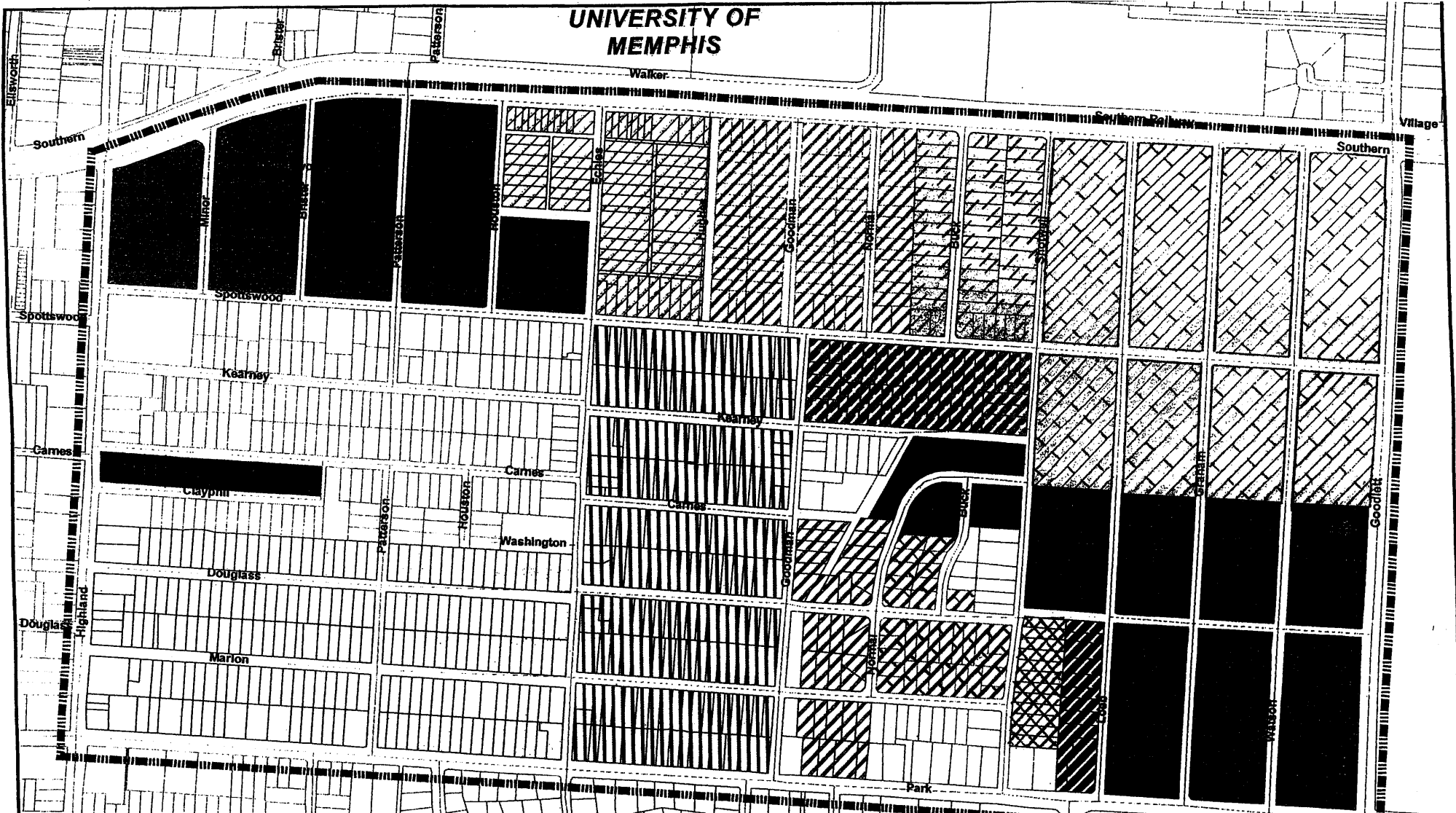
34 of 35

















781 Goodlett at Douglass, view to northwest

35 of 35

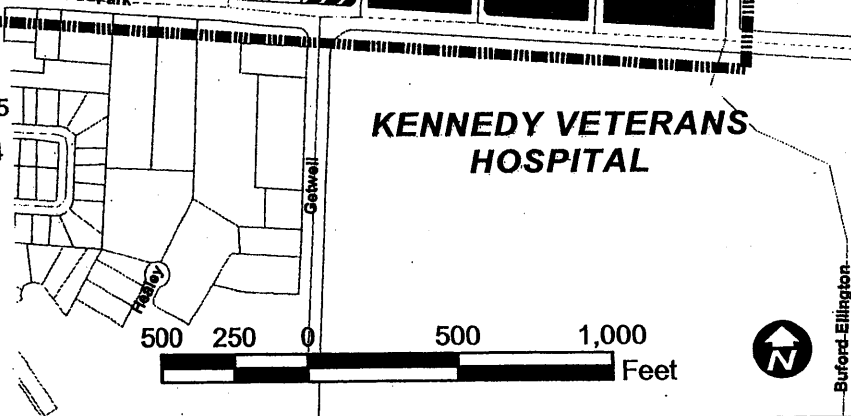
Streetscape of Park Avenue, view to northwest from Echles

UNIVERSITY OF MEMPHIS

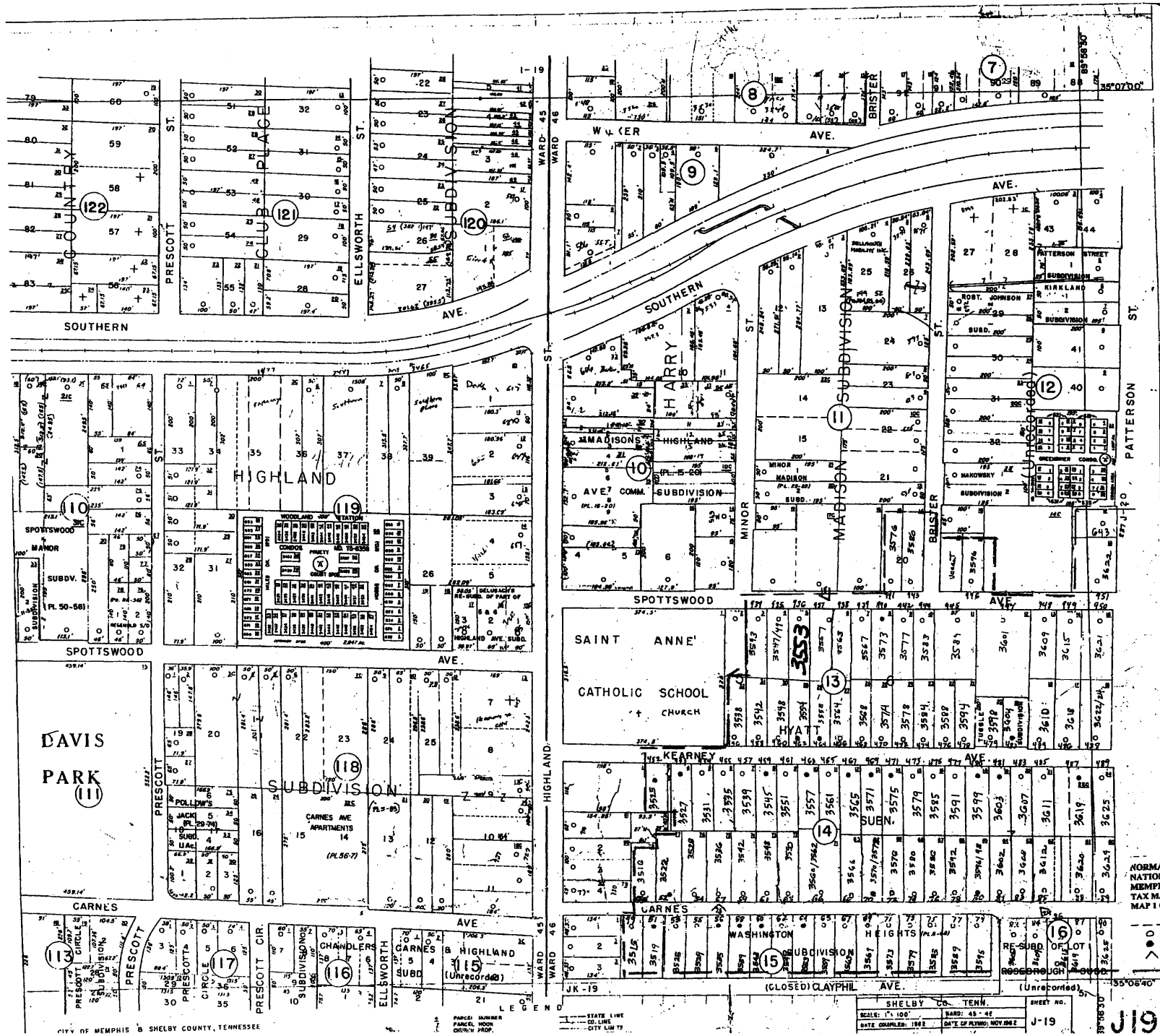


- | | |
|---|---|
|  Elm Cove Subdivision 1944 |  Jay Madison Subdivision 1911 |
|  1st Addition to Elm Cove Subdivision 1946 |  Jay Madison Home Place Subdivision 1915 |
|  2nd Addition to Elm Cove Subdivision 1949 |  Kennedy Modren Homes Subdivision 1944 |
|  C.E. Douglass Park 1913 |  Memphis Homes 1944 |
|  Colonial Heights Subdivision 1922 |  Normal Land Company 1912 |
|  Harry Madison Subdivision |  Normal School Additions 1911 |
|  J.B. Goodwin Subdivision 1921 |  Normal School Place 1912 |
|  J.B. Goodwin Loeb Street Subdivision 1944 |  Washington Heights Subdivision 1923 |

**KENNEDY VETERANS
HOSPITAL**



Burford-Ellington



CITY OF MEMPHIS & SHELBY COUNTY, TENNESSEE

PARCEL NUMBER
 PARCEL BOOK
 COUNTY MAP

STATE LINE
 CO. LINE
 CITY LINE

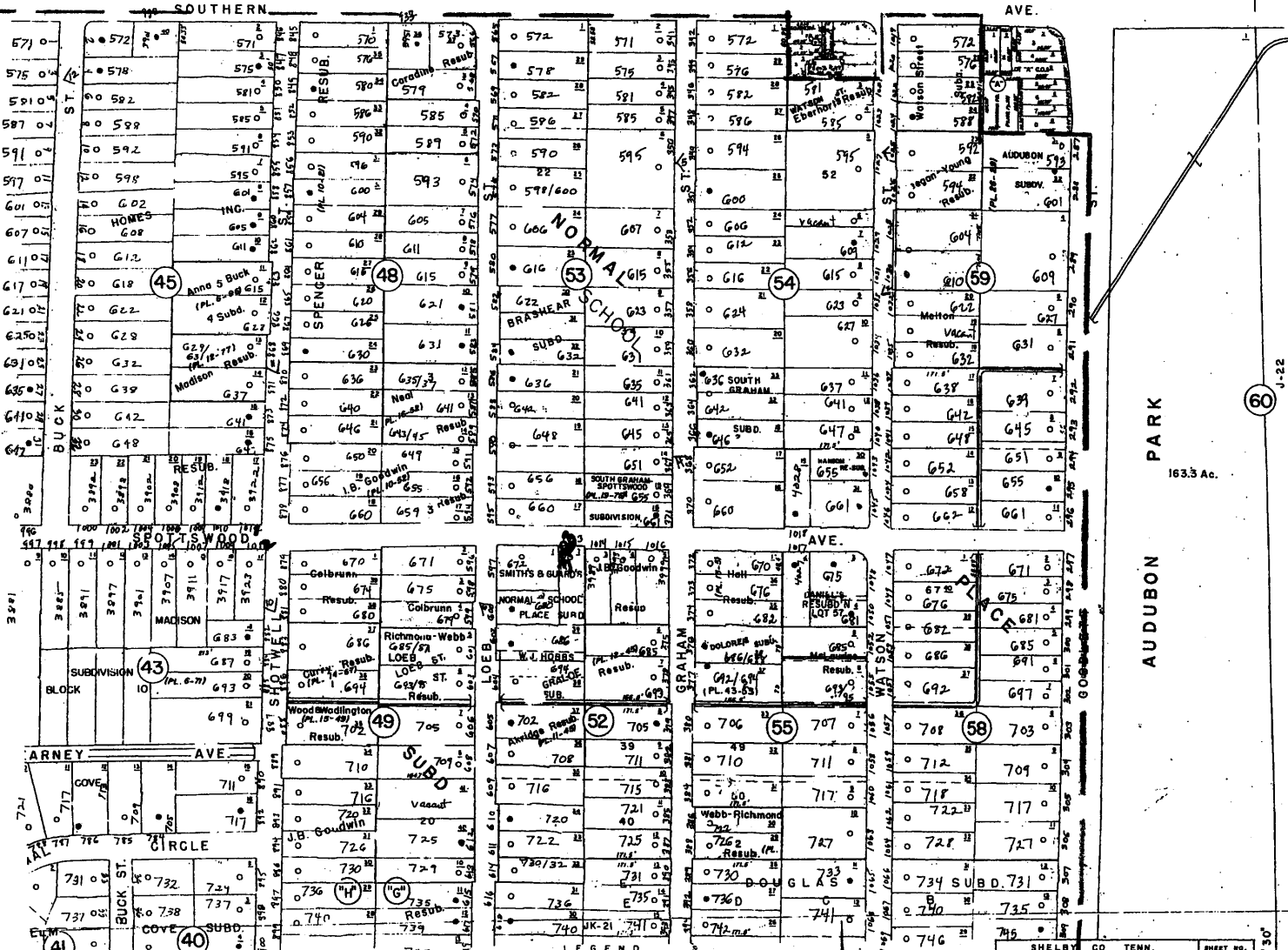
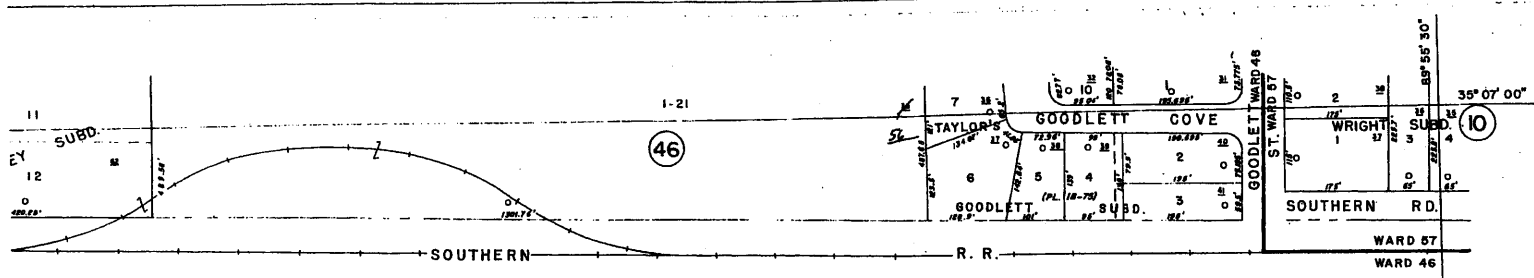
SHELBY CO. TENN.
 SCALE: 1" = 100'
 DATE COMPILED: 1982
 DATE OF PLAT: NOV 1982

SHEET NO.
 J-19

NORMAL STATION
 NATIONAL REGISTER HISTORIC DISTRICT
 MEMPHIS, TN SHELBY COUNTY
 TAX MAP #19
 MAP 1 096

DISTRICT BOUNDARY
 CONTRIBUTING PROPERTIES
 NON-CONTRIBUTING PROPERTIES
 PHOTO STREETScape NUMBER/DIRK

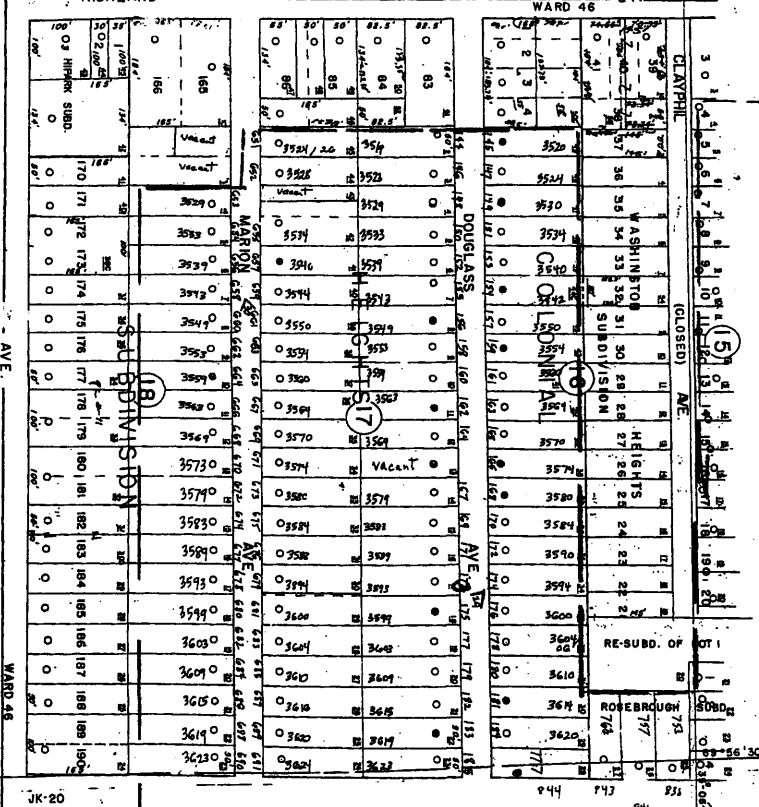
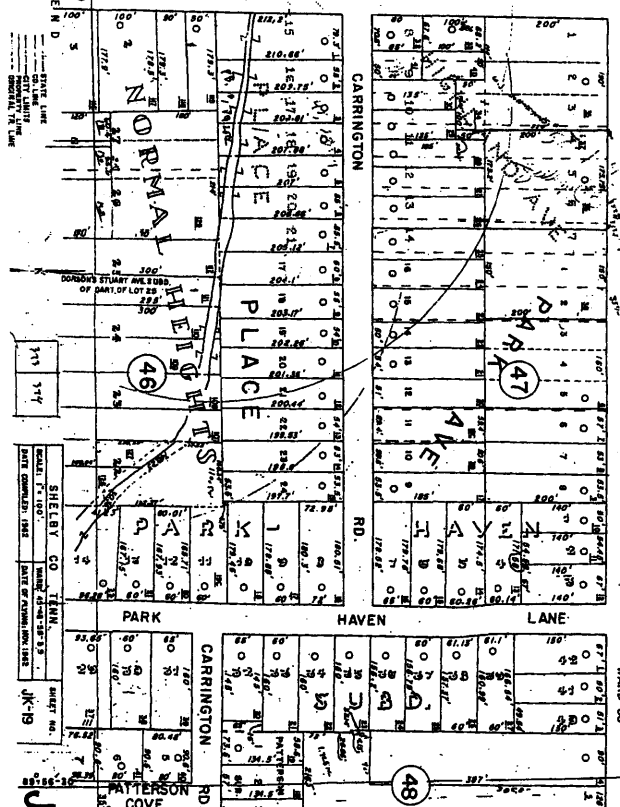
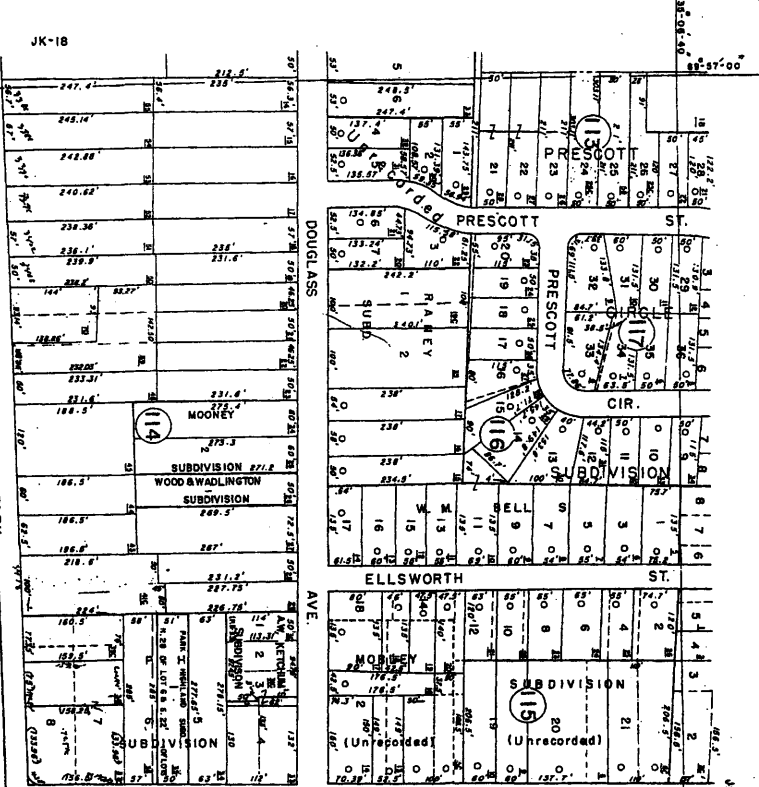
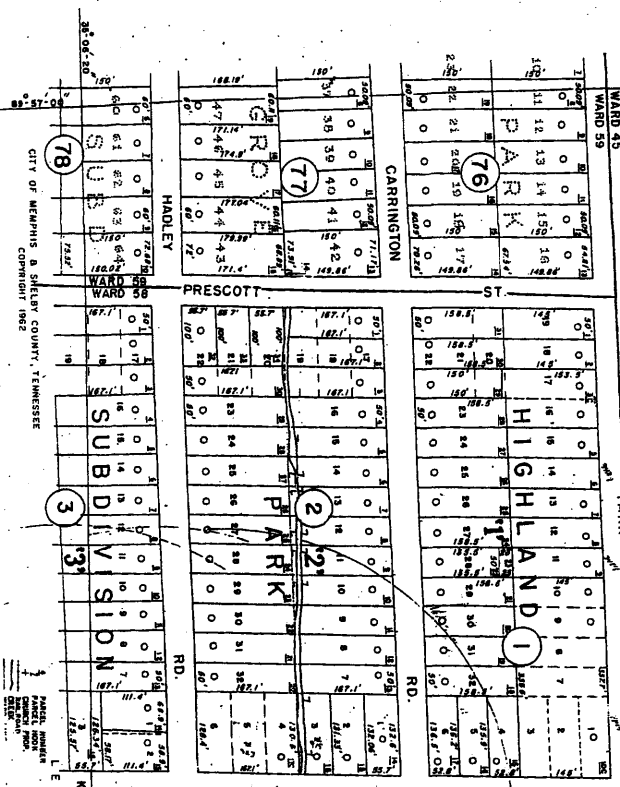
J19



NORMAL STATION
 NATIONAL REGISTER HISTORIC DISTRICT
 MEMPHIS, TN SHELBY COUNTY
 TAX MAP J21
 MAP 3 OF 6

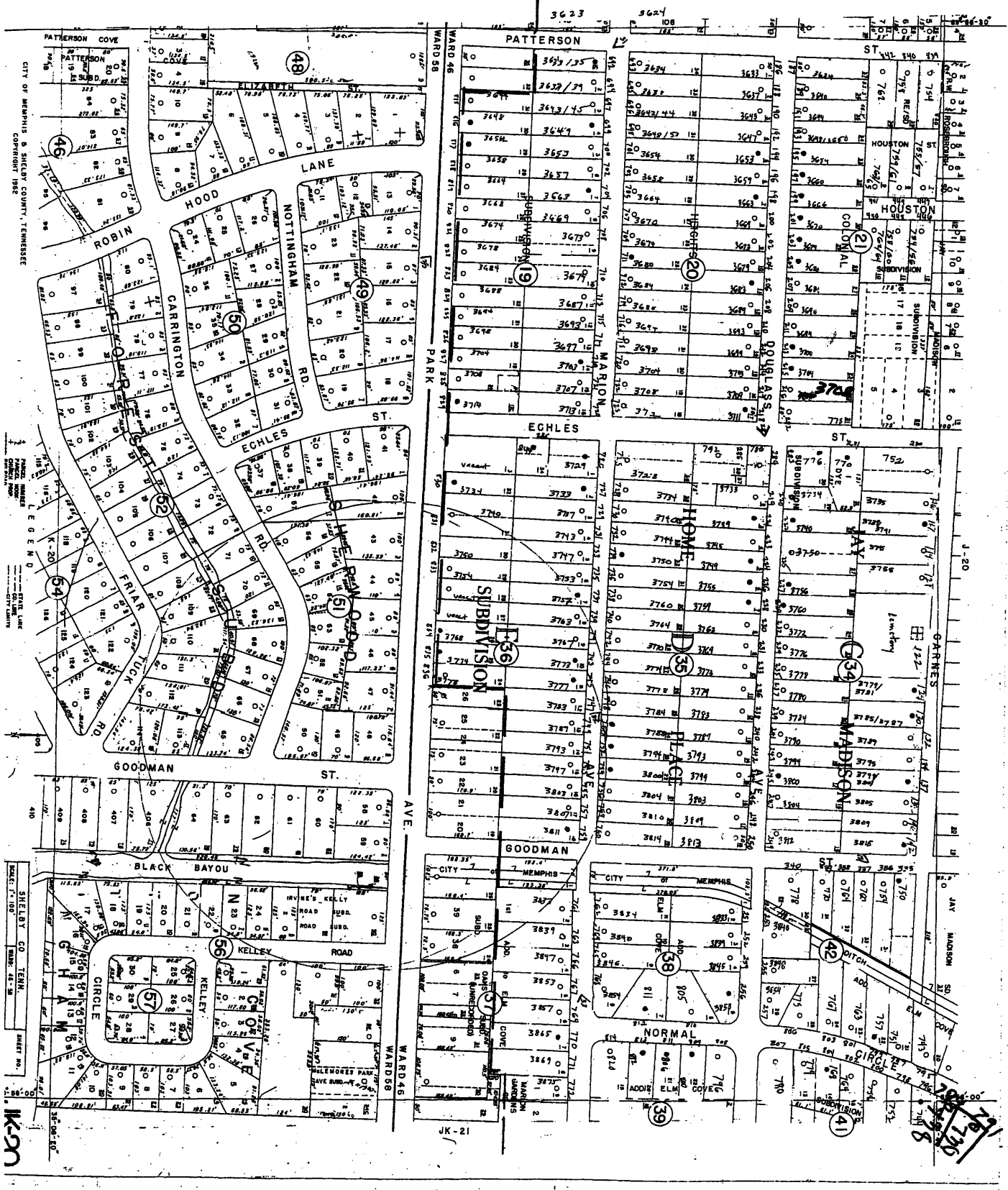
○ DISTRICT BOUNDARY
 ● CONTRIBUTING PROPERTIES
 ▲ NON-CONTRIBUTING PROPERTIES
 PHOTO STREETScape NUMBER/DIRECTION

SHELBY CO TENN.		SHEET NO.
SCALE: 1" = 100'	WARD: 48-57	J-21
DATE COMPILED: 1982	DATE OF PLATTING: 1982	



CITY OF MEMPHIS, SHELBY COUNTY, TENNESSEE
 COPYRIGHT 1982
 LEGEND
 DISTRICT BOUNDARY
 CONTRIBUTING PROPERTIES
 NON-CONTRIBUTING PROPERTIES
 PHOTO STREETScape NUMBER/DIRECTION

JK-18
 JK-20
 NORMAL STATION
 NATIONAL REGISTER HISTORIC DISTRICT
 MEMPHIS, TN SHELBY COUNTY
 TAX MAP JK19
 MAP 4 OF 6

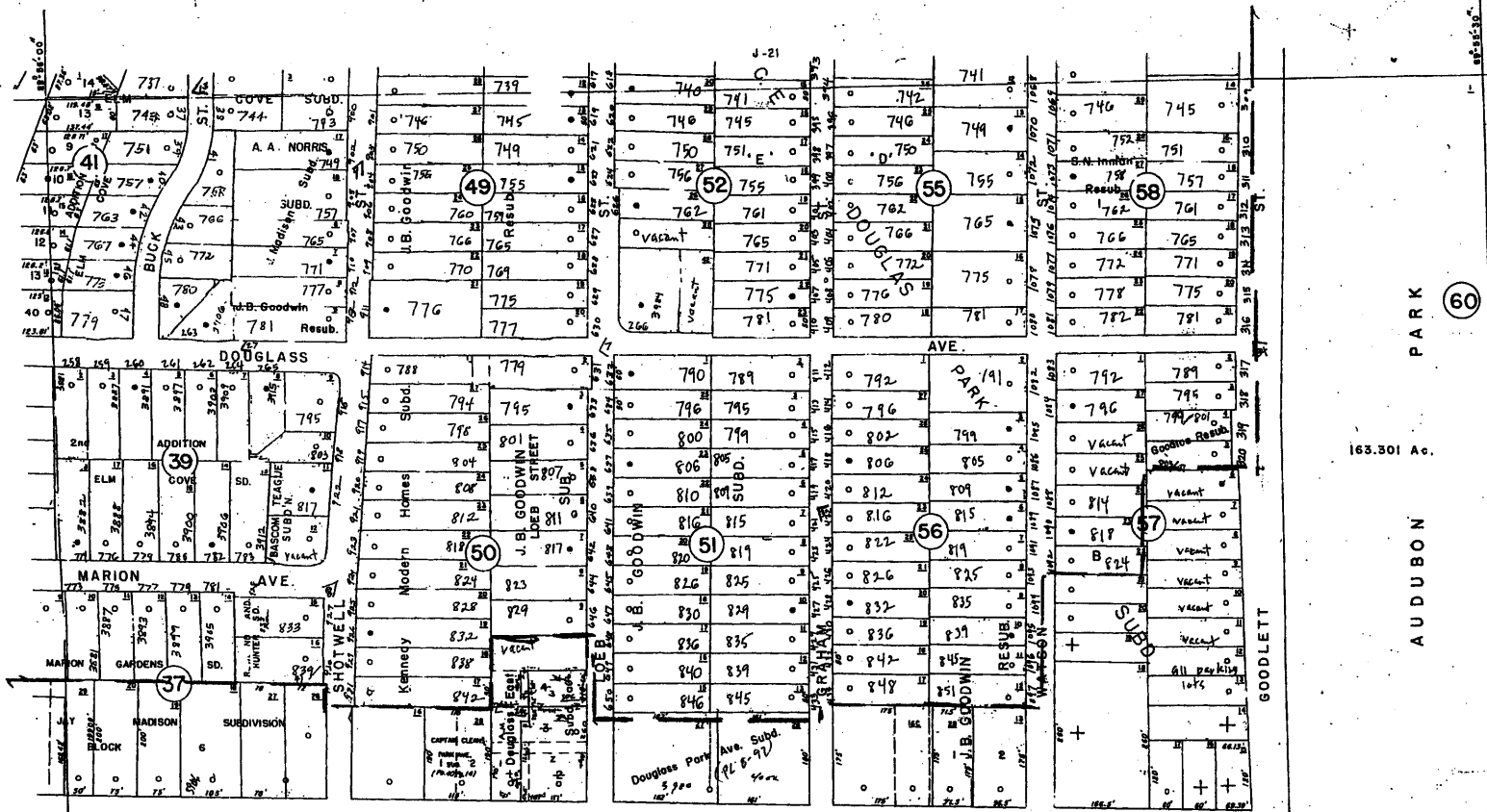


CITY OF MEMPHIS & SHELBY COUNTY, TENNESSEE
 COPYRIGHT 1982

STEELE CO. TRAM
 SHEET NO. 100
 DATE: 1-1-82

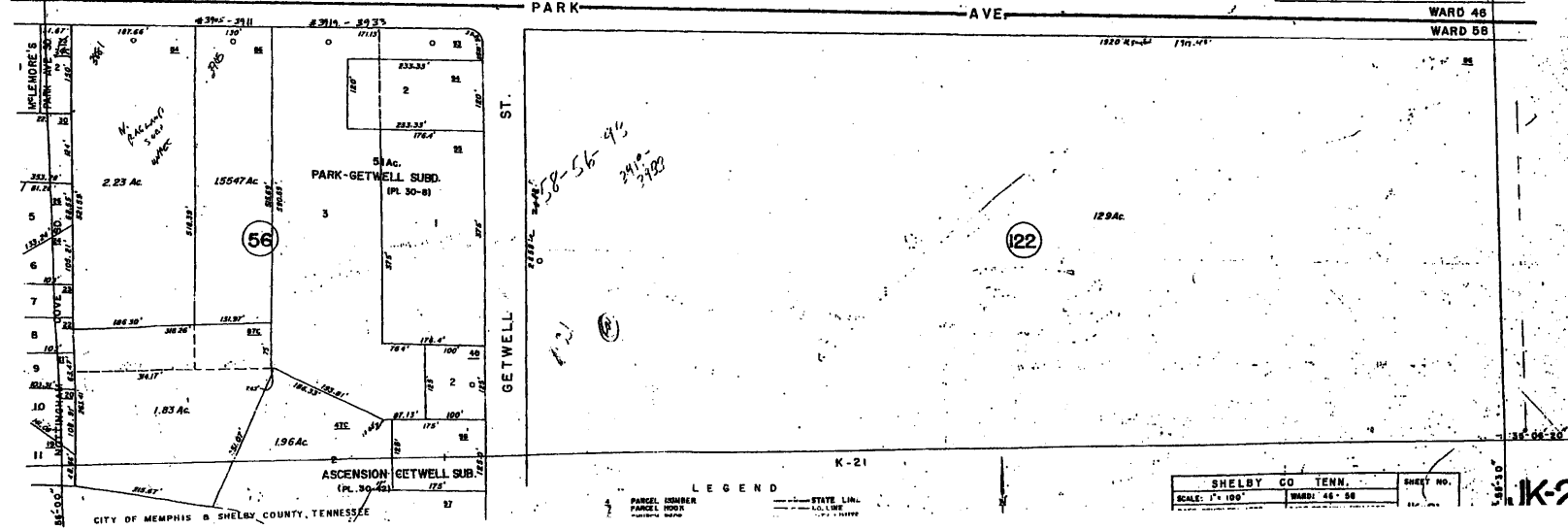
NORMAL STATION
 NATIONAL REGISTER HISTORIC DISTRICT
 MEMPHIS, TN SHELBY COUNTY
 TAX MAP JK20
 MAP 5 OF 6

— DISTRICT BOUNDARY
 ○ CONTRIBUTING PROPERTIES
 ● NON-CONTRIBUTING PROPERTIES
 > PHOTO STREETSCAPE NUMBER/DIRECTION



NORMAL STATION
 NATIONAL REGISTER HISTORIC DISTRICT
 MEMPHIS, TN SHELBY COUNTY
 TAX MAP JK21
 MAP 6 OF 6

○ DISTRICT BOUNDARY
 ● CONTRIBUTING PROPERTIES
 ▲ NON-CONTRIBUTING PROPERTIES
 PHOTO STREETScape NUMBER/DIRECTION



SHELBY CO TENN. SHEET NO. 11-K-21
 SCALE: 1" = 100' WARD: 48-58

LEGEND
 PARCEL NUMBER
 STATE LINE
 CITY OF MEMPHIS & SHELBY COUNTY, TENNESSEE