


United States Department of the Interior  
National Park Service

# National Register of Historic Places Registration Form



523

This form is for use in nominating or requesting determinations for individual properties and districts. See instructions in National Register Bulletin, *How to Complete the National Register of Historic Places Registration Form*. If any item does not apply to the property being documented, enter "N/A" for "not applicable." For functions, architectural classification, materials, and areas of significance, enter only categories and subcategories from the instructions. **Place additional certification comments, entries, and narrative items on continuation sheets if needed (NPS Form 10-900a).**

## 1. Name of Property

historic name Bohman, Axel, House

other names/site number \_\_\_\_\_

## 2. Location

street & number 116 N. Main Street

city or town Troy

State Idaho code ID county Latah code 057 zip code 83871

☐ not for publication  
☐ vicinity

## 3. State/Federal Agency Certification

As the designated authority under the National Historic Preservation Act, as amended,

I hereby certify that this X nomination     request for determination of eligibility meets the documentation standards for registering properties in the National Register of Historic Places and meets the procedural and professional requirements set forth in 36 CFR Part 60.

In my opinion, the property X meets     does not meet the National Register Criteria. I recommend that this property be considered significant at the following level(s) of significance:

    national     statewide X local

Kenneth C. Reid  
Signature of certifying official/Title

28 June 2011  
Date

Kenneth C. Reid, Ph. D. / Deputy SHPO

State or Federal agency/bureau or Tribal Government

In my opinion, the property     meets     does not meet the National Register criteria.

Signature of commenting official

Date

Title

State or Federal agency/bureau or Tribal Government

## 4. National Park Service Certification

I hereby certify that this property is:

X entered in the National Register

    determined eligible for the National Register

    determined not eligible for the National Register

    removed from the National Register

    other (explain): \_\_\_\_\_

for Edison H. Beall  
Signature of the Keeper

8-10-11  
Date of Action

Bohman, Axel, House  
Name of Property

Latah, Idaho  
County and State

## 5. Classification

**Ownership of Property**  
(Check as many boxes as apply.)

<input checked="" type="checkbox"/>	Private
<input type="checkbox"/>	public – Local
<input type="checkbox"/>	public – State
<input type="checkbox"/>	public – Federal

**Category of Property**  
(Check only **one** box.)

<input checked="" type="checkbox"/>	building(s)
<input type="checkbox"/>	District
<input type="checkbox"/>	Site
<input type="checkbox"/>	structure
<input type="checkbox"/>	Object

**Number of Resources within Property**  
(Do not include previously listed resources in the count.)

Contributing	Noncontributing	
1		buildings
		district
		site
		structure
		object
1	0	<b>Total</b>

**Name of related multiple property listing**  
(Enter "N/A" if property is not part of a multiple property listing)

NA

**Number of contributing resources previously listed in the National Register**

0

## 6. Function or Use

**Historic Functions**  
(Enter categories from instructions.)

DOMESTIC: single dwelling

**Current Functions**  
(Enter categories from instructions.)

DOMESTIC: single dwelling

## 7. Description

**Architectural Classification**  
(Enter categories from instructions.)

Late 19<sup>th</sup> and Early 20<sup>th</sup> Century American

Movements: Bungalow/Craftsman

**Materials**  
(Enter categories from instructions.)

foundation: CONCRETE

walls: WOOD/Weatherboard

roof: METAL/aluminum

other:

Bohman, Axel, House  
Name of Property

Latah, Idaho  
County and State

### Narrative Description

(Describe the historic and current physical appearance of the property. Explain contributing and noncontributing resources if necessary. Begin with a **summary paragraph** that briefly describes the general characteristics of the property, such as its location, setting, size, and significant features.)

### Summary Paragraph

Troy, Idaho, is located in a wide mountain gulch; State Highway 8 runs through the town and constitutes the lower part of Main Street. The Bohman House is located on the north end of Main Street at 106 N. Main; this section of Main Street is a residential area on a hillside on the north end of town which rises above the business district. The Bohman House faces southwest and commands sweeping views of the gulch and the wooded hills to the west. The one-and-one-half story house was built in 1914 and is currently painted pink with teal and cream trim. The house is clapboard-sided and end-gabled with front-gabled dormers on the front and rear and sits on a concrete foundation. The main area of the house measures 40' by 28'; the sunroom on the southernmost side is 9' by 14'. The yard is planted in trees, shrubs and flowers, and rock retaining walls are found at street level and at a rise in the rear of the house.

### Narrative Description

Three levels of concrete steps lead to the off-center entrance to the house. The steps lead to a stoop with a small gabled hood above, supported by two simple wood columns. There are decorative elements in the gable of the porch roof. The glass panel entrance door is original. A single cottage window with a leaded-glass header appears to the northern side of the door. To the south, a three-part window has a cottage window between two narrow rectangular panels; leaded glass is in the upper section of each. Window boxes have recently been installed on all the first-floor windows. Most of the windows carry the original glass, and wooden storm windows are still in use. To the southeast, the side of the first floor sunroom is visible. It holds three long, rectangular, eight-pane windows. The roof is covered in standing-seam aluminum, which has weathered to gray in places and appears a pale red in other places. It features broad eaves and ornamental rafters and braces. A substantial gabled dormer is centered in the front plane of the roof; ornamental brackets and bargeboard grace the roofline. A ribbon of four, six-pane casement windows are centered in the dormer. The interior of this space is a sunroom opening off the master bedroom.

The northwest side of the house is the least detailed. Four windows appear on the ground floor; on the northwest end are two paired rectangular windows. A single window is centered in the wall and a slightly smaller window is to the southeast. Another set of paired windows appears at the second-story level, along with a single window. Windows are one-over-one, double-hung sash.

On the southeast side, the sunroom extension covers approximately a third of the first level. It is front gabled with decorative braces at the roofline. Five rectangular, eight-pane windows face the southeast; on the east side of the sunroom, the window configuration is identical with the west: three rectangular, eight-pane windows, the center of which was formerly used as a door before being sealed. To the west of the sunroom, two basement windows are visible in the foundation. Over them is a three-part window identical to that on the front of the house. A set of paired windows and a single window appear at the second level, and a louvered ventilation window is in the gable.

The rear of the house carries a small, off-center open porch with a shed roof supported by square posts. A wooden entrance door is under the roof and a nine-pane window appears to the southeast of the door. A smaller, one-over-one double-hung sash window is on the northwest side. The configuration of the porch and windows indicate that the porch was added after the house was built and may have replaced an earlier porch. On the second level, a broad, shed-roofed dormer rises from the roof and has decorative braces at the corners. Three evenly spaced rectangular one-over-one, double-hung sash windows are in the dormer.

The interior of the house retains many of its original elements. A small entry area opens to the living room-dining room area on the right and to a small room on the left now used as a study and family room. This room was originally used to board a high school student who helped with children and housework; its wall has been removed or reduced, because the room now opens directly into the kitchen. Off the kitchen is a large bathroom that may have been the original pantry. A

Bohman, Axel, House

Name of Property

Latah, Idaho

County and State

hallway outside the kitchen leads to the basement stairs and the exit to the backyard. The dining room and living room are separated by a wall with a large curving opening; a curved arch is also located in the wall leading from the entry area. The sunroom (original to the house) opens off the living room. This area of the house retains the original hardwood floors. A fireplace is set in a slanted position facing the living room. The dining room holds a built-in china cabinet. The stairs to the second floor lead off the dining room. The kitchen retains most of the original cabinetry, which extend from floor to ceiling on the outside wall and also cover part of the two joining walls. A small number of cabinets have been removed to make space for modern appliances.

The second floor of the house holds three bedrooms, each with large walk-in closets and built-in bookshelves. The bathroom on the northernmost side has a double closet with built in drawers. The master bedroom is at the front of the house and opens onto the dormer sunroom. The bathroom retains a claw-foot tub and a sink with fixtures that may be original to the house, as well as original built-in cabinets. A clothes chute across from the bathroom is entirely paneled with red cedar. Throughout the house, most of the woodwork has been painted white. A number of original light fixtures remain.

The Axel Bohman house retains excellent architectural integrity and provides a good example of the Bungalow/Craftsman architecture of the period.

Bohman, Axel, House  
Name of Property

Latah, Idaho  
County and State

## 8. Statement of Significance

### Applicable National Register Criteria

(Mark "x" in one or more boxes for the criteria qualifying the property for National Register listing.)

- ☐ A Property is associated with events that have made a significant contribution to the broad patterns of our history.
- ☐ B Property is associated with the lives of persons significant in our past.
- ☒ C Property embodies the distinctive characteristics of a type, period, or method of construction or represents the work of a master, or possesses high artistic values, or represents a significant and distinguishable entity whose components lack individual distinction.
- ☐ D Property has yielded, or is likely to yield, information important in prehistory or history.

### Areas of Significance

(Enter categories from instructions.)

Architecture

### Period of Significance

1914

### Significant Dates

1914

### Criteria Considerations

(Mark "x" in all the boxes that apply.)

Property is:

- ☐ A Owned by a religious institution or used for religious purposes.
- ☐ B removed from its original location.
- ☐ C a birthplace or grave.
- ☐ D a cemetery.
- ☐ E a reconstructed building, object, or structure.
- ☐ F a commemorative property.
- ☐ G less than 50 years old or achieving significance within the past 50 years.

### Significant Person

(Complete only if Criterion B is marked above.)

### Cultural Affiliation

### Architect/Builder

Axel Bohman, Ole Bohman, and John Bohman

### Period of Significance (justification)

The Period of Significance, 1914 to 1954, reflects the first forty years of the house's existence. Two owners occupied the house during this period.

### Criteria Considerations (explanation, if necessary)



Bohman, Axel, House  
Name of Property

Latah, Idaho  
County and State

**Statement of Significance Summary Paragraph** (Provide a summary paragraph that includes level of significance and applicable criteria.)

The Bohman, Axel House is being nominated at the local level under Criterion C as a property embodying the distinctive characteristics of a type. The Bohman House is an excellent example of the Bungalow/Craftsman style of architecture. The Area of Significance is Architecture, and the Period of Significance is 1914, reflecting its date of construction. Few changes to the house were made during that time and it has retained excellent exterior and interior integrity.

---

**Narrative Statement of Significance** (Provide at least one paragraph for each area of significance.)

#### **Bungalow/Craftsman Architecture**

The origins of Bungalow/Craftsman architecture in the United States are largely credited to Charles Sumner and Henry Mather Greene, brothers who practiced as architects in Pasadena, California. In the early 1900s, they began to design bungalows, which were small, efficient houses suitable for the southern California climate. The word "bungalow" is derived from a type of house developed in India. One-story high and encircled by porches, the bungalows allowed for good circulation and outdoor space in a hot climate. By incorporating elements of the Craftsman style, which initially was inspired by the Arts and Crafts movement in England, the Greenes and other architects and designers developed a style that had wide appeal to the public and could be used in the design of very modest houses as well as in the design of grand, spacious residences; however, the term "bungalow" continued to refer to the smaller, one or one-and-one-half story houses. Beginning in 1909, Gustav Stickley furthered the popularity of the Bungalow/Craftsman style through books and a regular publication. Sears, Roebuck began to market the bungalow, providing several models and shipping the building materials to sites where local builders constructed the houses. Other companies followed suit, and the bungalow became a very popular house, particularly in the Midwest and western areas of the country. Its appeal began to wane in the 1920s and significantly fewer houses of this type were built after 1930.<sup>1</sup>

The Bungalow/Craftsman style has several distinct characteristics. Bungalows are usually compact and suitable for small house lots. Craftsman design emphasizes natural materials, especially wood and stone, although many examples of brick and concrete materials survive. Construction features such as rafters and braces are often left exposed and even emphasized with decorative but non-functional rafter ends and braces; wide eaves are a particularly important part of this style. Porches are usually three-quarter or full width and often feature tapered porch supports on half-piers. Sun porches are a common feature in the more sophisticated bungalows; both the porches and the sun porches reflect the emphasis on outdoor living that the Bungalow/Craftsman style espoused. Most Bungalow/Craftsman houses are end- or side-gabled, although some cross-gabled examples exist. Dormers are a common feature in the larger bungalows. The interiors of Bungalow/Craftsman homes emphasize the use of wood through hardwood floors, window treatments, and cabinetry. Built-in cabinets, cupboards, and bookshelves are a particularly prominent feature in these houses and living-room fireplaces are common. Living and dining areas often blend together, separated only by arched wall openings or half-walls.<sup>11</sup> The Bohman house exhibits many of these characteristics, including clapboard siding, large dormers, exposed

---

<sup>1</sup>For concise discussions of the development of Bungalow/Craftsman architecture, see John C. Poppeliers, *What Style is It?* (New York: Preservation Press, 1983), 76-79, and Virginia and Lee McAlester, *A Field Guide to American Houses* (New York: Alfred A Knopf, 1984), 453-463.

<sup>11</sup>Poppeliers, *What Style Is It?*, 76-77; McAlester, *A Field Guide*, 453, 454.

Bohman, Axel, House

Name of Property

Latah, Idaho

County and State

rafters and braces, two sun rooms, hardwood floors, interior built-ins, and broad arched openings in interior walls. A large front porch is a usual element of Bungalow/Craftsman houses of this size and the small porch on the Bohman house adds an unusual characteristic to its design. Troy holds a number of Bungalow/Craftsman homes, including the Ole Bohman house, built next door to the Axel Bohman house. The Axel Bohman House, however, with its dramatic siting and excellent retention of integrity, is a particularly outstanding example of the style in Troy.

### **Troy, Idaho**

Troy is one of several small communities in Latah County, Idaho. Latah County was established in 1888 - the only county in the country to be created by an act of Congress. Latah County encompasses an area of widely varying terrain ranging from the rich Palouse soils in the west to the timbered mountains of the east. The community of Troy bridges this diverse environment. Located approximately eleven miles east of Moscow (the county's largest town), Troy developed in a valley bordered by timbered slopes to the east and the Palouse grasslands to the west and south. The earliest non-native settlers called the area Huffs Gulch. Timber, in particular, encouraged the local economy in the 1880s and well into the twentieth century. Railroad development also furthered the growth of the fledgling community by opening up markets for farm and timber products and creating its own market for construction timber. The town site was incorporated in 1892 and named Vollmer for one of its leading businessmen, John P. Vollmer. Businesses in the town developed rapidly, although two fires in the mid-1890s and another in the early 1900s destroyed significant parts of the business district. In 1897, the townspeople voted to change the name of the town from Vollmer to Troy, a move attributed to a resentment of John Vollmer's increasing wealth and perceived lack of support for the community.

By the early 1900s, Troy had a population of five hundred people and from 1905 to 1916 its business economy grew rapidly. Settlers on the surrounding ridges patronized Troy as a trade center, bringing wood, produce and grain to town to sell and to ship, and shopping for necessities at local businesses. The Troy Lumber and Manufacturing Company, founded in 1904, was a major force in the community, reaching its peak output during World War I. The company operated several sawmills as well as a unit which made sashes and doors. Mercantile companies, banks, and a brick company helped further the town's prosperity and growth. That development began to end in the 1930s, when economic forces and scarcity of timber in the region led to a dramatic decline in timber production in the area. Agriculture became Troy's economic mainstay; Troy served the regional farmers who were shipping their products to market. Over the next decades, automobile and truck transportation and shipping began to replace the railroads; Troy's role as a major shipping point declined and building and growth slowed. Troy's population is now about 800; it continues to serve as a small trade center for residents in the immediate area.<sup>iii</sup>

### **The Bohman Family and Axel Bohman**

Axel Bohman's older brother, Ole, immigrated to the United States from Sweden in 1893 and arrived in Troy about 1901. In 1902, his younger brother, John, joined him in Troy; Axel arrived in 1903. The family's original name was Olsson, but the brothers asked permission of their parents to change the name because Olsson was such a common surname in the area. Subsequently, the three brothers became Ole, John, and Axel Bohman; how and why they chose Bohman as their new surname is unknown. Ole Bohman initially operated a sawmill. In 1904, he and several other Troy businessmen founded the Troy Lumber and Manufacturing Company. Ole Bohman eventually became secretary-treasurer of the company and later became president of the First Bank of Troy; he and his brothers were major stockholders of the bank by 1914. John Bohman worked in the timber industry and then operated a farm; Axel Bohman entered the lumber business upon his arrival in Troy and soon became associated with Troy Lumber and Manufacturing. He was also involved in other businesses in Troy and eventually owned a farm and timberland in the area.<sup>iv</sup>

<sup>iii</sup>Suzanne Julin, "Troy Downtown Historic District," National Register of Historic Places Registration Form, August 30, 2009, Section 8.

<sup>iv</sup>David Schwantor and Chris Mather, "Troy, Idaho: The History of the Bohman House," May 6, 2009, unpublished manuscript, in possession of Latah County Historic Preservation Commission, 4; Glen Barrett, *The First Bank of Troy, 1905-1971*, (Boise, Idaho: Boise State College, 1973), 4-5; Stella E. Johnson, ed. and comp., *History of Troy*, By Author, 1992, 149-150, 152.

Bohman, Axel, House

Name of Property

Latah, Idaho

County and State

In 1912, Axel Bohman married Julia Mattson. Their marriage may have been the impetus for constructing the house; another impetus may have been the completion of Ole Bohman's house, located to the immediate southeast at 104 N. Main and built in 1913. Axel Bohman and his brothers John and Ole supervised the building of the house. The Bohmans raised three children, Alice, Morris, and Helen, and Julia's father, Peter Mattson, lived with them until his death in 1925. The Bohmans lived in the house until 1938, when they relocated to Lewiston, 32 miles south of Moscow.<sup>v</sup>

#### **Bohman House Owners**

When Axel Bohman left Troy he sold the house to Elmer Peterson, a Troy dentist. Peterson died in 1955, and Mrs. Peterson continued to live in the house until 1969. She sold the house to Lila Smith and she and her family lived in the house until 1981. James Siebe, a Troy lawyer, and his wife Melanie bought the house from Smith and lived there until 1985, when they sold the house to Keith and Corinne Bromley, graduate students at the University of Idaho in Moscow. In 1990, the Bromleys sold the house to the current residents, Kip and Cheri Jenkins. Kip Jenkins is a professor at the University of Idaho; he and his wife raised six children in the house and hope to keep it within their family.<sup>vi</sup>

#### **Summary Statement of Significance**

The Axel Bohman House is eligible for the National Register of Historic Places under Criterion C and Area of Significance - Architecture - because it is an excellent example of the Bungalow/Craftsman architectural type. Despite having had a series of owners, the exterior and interior of the house retain most of the original elements that characterize houses of this type. The proximity of the house to the Ole Bohman house next door indicates a close family relationship. The Bohmans were instrumental to Troy's early growth, and the Axel Bohman house is a symbol of their success as Swedish immigrants who entered the timber and lumber industry and expanded into other business interests in Troy.

---

**Developmental history/additional historic context information (if appropriate)**

---

<sup>v</sup>Schwantor and Mather, 6; Elizabeth Lind, "Ole Bohman," Draft National Register of Historic Places Registration Form, June 2, 2008, 8/1.

<sup>vi</sup>Schwantor and Mather, 6.



Bohman, Axel, House  
Name of Property

Latah, Idaho  
County and State

## 9. Major Bibliographical References

**Bibliography** (Cite the books, articles, and other sources used in preparing this form.)

Barrett, Glen. *The First Bank of Troy, 1905-1971*. Boise, Idaho: Boise State College, 1973.

Johnson, Stella E. Ed. and Comp. *History of Troy*. By Author, 1992.

Julin, Suzanne. "Troy Downtown Historic District." National Register of Historic Places Registration Form, August 30, 2009.

Lind, Elizabeth. "Ole Bohman." National Register of Historic Places Registration Form, Draft, June 2, 2008.

McAlester, Virginia and Lee. *A Field Guide to American Houses*. New York: Alfred A. Knopf, 1984.

Poppeliers, John C. *What Style Is It?* New York: Preservation Press, 1983.

Schwantor, David and Chris Mather. "Troy, Idaho: The History of the Bohman House." Unpublished manuscript, May 6, 2009.

### Previous documentation on file (NPS):

☐ preliminary determination of individual listing (36 CFR 67 has been requested)  
☐ previously listed in the National Register  
☐ previously determined eligible by the National Register  
☐ designated a National Historic Landmark  
☐ recorded by Historic American Buildings Survey # \_\_\_\_\_  
☐ recorded by Historic American Engineering Record # \_\_\_\_\_  
☐ recorded by Historic American Landscape Survey # \_\_\_\_\_

### Primary location of additional data:

☒ State Historic Preservation Office  
☐ Other State agency  
☐ Federal agency  
☐ Local government  
☐ University  
☐ Other  
Name of repository: \_\_\_\_\_

Historic Resources Survey Number (if assigned): \_\_\_\_\_

## 10. Geographical Data

**Acreage of Property** Less than one

(Do not include previously listed resource acreage.)

### UTM References

(Place additional UTM references on a continuation sheet.) **NAD 83**

1 11 517465 5176150  
Zone Easting Northing

3                       
Zone Easting Northing

2                       
Zone Easting Northing

4                       
Zone Easting Northing

### Verbal Boundary Description (Describe the boundaries of the property.)

The boundary encompasses Troy-State Addition Block 7 Lot 10.

**Boundary Justification** (Explain why the boundaries were selected.) The boundary includes the Bohman house and the yard traditionally associated with it.

Bohman, Axel, House  
Name of Property

Latah, Idaho  
County and State

### 11. Form Prepared By

name/title Suzanne Julin

organization Suzanne Julin, Public Historian

date September 17, 2010

street & number 1001 E. Broadway

telephone 406-544-8606

city or town Missoula

state MT

zip code 59802

e-mail sjulin@earthlink.net

### Additional Documentation

Submit the following items with the completed form:

- **Maps:** A **USGS map** (7.5 or 15 minute series) indicating the property's location.  
A **Sketch map** for historic districts and properties having large acreage or numerous resources. Key all photographs to this map.
- **Continuation Sheets**
- **Additional items:** (Check with the SHPO or FPO for any additional items.)

### Photographs:

Submit clear and descriptive photographs. The size of each image must be 1600x1200 pixels at 300 ppi (pixels per inch) or larger. Key all photographs to the sketch map.

Name of Property: Bohman, Axel, House

City or Vicinity: Troy

County: Latah

State: Idaho

Photographer: Suzanne Julin

Date Photographed: September 14, 2010

Description of Photograph(s) and number:

Photo 1 of 4	Axel Bohman House	view to northeast
Photo 2 of 4	Axel Bohman House: sunroom	view to southwest
Photo 3 of 4	Axel Bohman House: rear	view to southwest
Photo 4 of 4	Axel Bohman House: interior	view to east

Bohman, Axel, House  
Name of Property

Latah, Idaho  
County and State

**Property Owner:**

(Complete this item at the request of the SHPO or FPO.)

name Kip W. and Cheryl L. Jenkins

street & number 106 N. Main

telephone 4063776370

city or town Troy

state ID

zip code 83871

**Paperwork Reduction Act Statement:** This information is being collected for applications to the National Register of Historic Places to nominate properties for listing or determine eligibility for listing, to list properties, and to amend existing listings. Response to this request is required to obtain a benefit in accordance with the National Historic Preservation Act, as amended (16 U.S.C.460 et seq.).

**Estimated Burden Statement:** Public reporting burden for this form is estimated to average 18 hours per response including time for reviewing instructions, gathering and maintaining data, and completing and reviewing the form. Direct comments regarding this burden estimate or any aspect of this form to the Office of Planning and Performance Management, U.S. Dept. of the Interior, 1849 C. Street, NW, Washington, DC.



Bohman, Axel, House  
Troy, Latah County, Idaho  
Not to Scale  
Photo Vantage Points ○

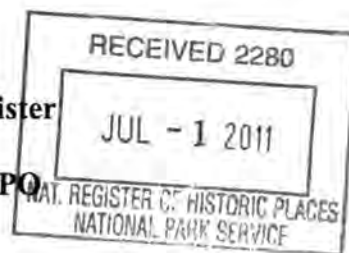






MEMORANDUM

TO: Keeper of the National Register  
 FROM: Tricia <sup>TLC</sup> Canaday - Idaho SHPO  
 DATE: June 29, 2011  
 SUBJECT: Enclosed NRHP nomination



C.L. "Butch" Otter  
 Governor of Idaho

Janet Gallimore  
 Executive Director

**Administration**  
 2205 Old Penitentiary Road  
 Boise, Idaho 83712-8250  
 Office: (208) 334-2682  
 Fax: (208) 334-2774

**Membership and Fund Development**  
 2205 Old Penitentiary Road  
 Boise, Idaho 83712-8250  
 Office: (208) 514-2310  
 Fax: (208) 334-2774

**Historical Museum and Education Programs**  
 610 North Julia Davis Drive  
 Boise, Idaho 83702-7695  
 Office: (208) 334-2120  
 Fax: (208) 334-4059

**State Historic Preservation Office and Historic Sites Archeological Survey of Idaho**  
 210 Main Street  
 Boise, Idaho 83702-7264  
 Office: (208) 334-3861  
 Fax: (208) 334-2775

**Statewide Sites:**  
 • Franklin Historic Site  
 • Pierce Courthouse  
 • Rock Creek Station and  
 • Stricker Homesite

**Old Penitentiary**  
 2445 Old Penitentiary Road  
 Boise, Idaho 83712-8254  
 Office: (208) 334-2844  
 Fax: (208) 334-3225

**Idaho State Archives**  
 2205 Old Penitentiary Road  
 Boise, Idaho 83712-8250  
 Office: (208) 334-2620  
 Fax: (208) 334-2626

**North Idaho Office**  
 112 West 4th Street, Suite #7  
 Moscow, Idaho 83843  
 Office: (208) 882-1540  
 Fax: (208) 882-1763

The enclosed materials are being submitted for the following document:

*Bohman, Axel, House  
 Latah County, Idaho*

- 1 Original NRHP nomination form on archival paper
- Multiple Property Nomination form on archival paper
- 4 5x7, archival black and white photographs
- 8x10, black and white photographs
- 8 1/2 x 11, black and white photographs
- Electronic Image File CD
- 1 Original USGS quad map(s)
- 1 8 1/2 x 11 site map on archival paper
- Other: \_\_\_\_\_

Comments:

If you have any questions about this nomination, please contact me at 208.334.3861 x102.



UNITED STATES DEPARTMENT OF THE INTERIOR  
NATIONAL PARK SERVICE

NATIONAL REGISTER OF HISTORIC PLACES  
EVALUATION/RETURN SHEET

REQUESTED ACTION: NOMINATION

PROPERTY Bohman, Axel, House  
NAME:

MULTIPLE  
NAME:

STATE & COUNTY: IDAHO, Latah

DATE RECEIVED: 7/01/11 DATE OF PENDING LIST: 7/22/11  
DATE OF 16TH DAY: 8/08/11 DATE OF 45TH DAY: 8/16/11  
DATE OF WEEKLY LIST:

REFERENCE NUMBER: 11000523

REASONS FOR REVIEW:

APPEAL: N DATA PROBLEM: N LANDSCAPE: N LESS THAN 50 YEARS: N  
OTHER: N PDIL: N PERIOD: N PROGRAM UNAPPROVED: N  
REQUEST: N SAMPLE: N SLR DRAFT: N NATIONAL: N

COMMENT WAIVER: N

☒ ACCEPT ☐ RETURN ☐ REJECT 8.10.11 DATE

ABSTRACT/SUMMARY COMMENTS:

Entered in  
The National Register  
of  
Historic Places

RECOM./CRITERIA \_\_\_\_\_

REVIEWER \_\_\_\_\_ DISCIPLINE \_\_\_\_\_

TELEPHONE \_\_\_\_\_ DATE \_\_\_\_\_

DOCUMENTATION see attached comments Y/N see attached SLR Y/N

If a nomination is returned to the nominating authority, the nomination is no longer under consideration by the NPS.



Bohman, Axel, House

Troy, Latah Co, ID

Photographer Suzanne Julia

9/14/10

View to NE

1 of 4





Bohman, Axel, House

Troy, Latah Co., ID

Photographer Suzanne Jelin

9/14/16

View to SW

2 of 4



Bohman, Axel, House

Troy, Latah Co., ID

Photographer Suzanne Juon

9/14/10

View to SW

3 of 4





Bohman, Axel, House

Tray, Latch Co, T D

Photographer Suzanne Juhan

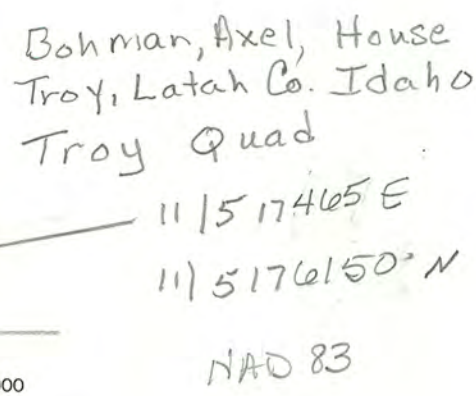
9/14/10

Interior  
View to E

4 of 4



TROY QUADRANGLE  
IDAHO-LATAH CO.  
7.5 MINUTE SERIES (TOPOGRAPHIC)  
NE/4 MOSCOW 15' QUADRANGLE



Fine red dashed lines indicate selected fence lines



1960  
PHOTOINSPECTED 1975  
DMA 2677 III NE—SERIES V893

