



Superintendent's Residence

Mesa Verde Administrative District'

Mesa Verde National Park

NPS photo by Laura Soullière Harrison

10/85



2

Superintendent's Residence, looking west-
southwest

Mesa Verde Administrative District
Mesa Verde National Park

NPS photo by Laura Soullière Harrison
10/85



3

T-shaped doorway on Superintendent's
Residence, lower level
Mesa Verde Administrative District
Mesa Verde National Park

NPS photo by Laura Soullière Harrison
10/85



5

Rear of superintendent's residence, and lift station of more recent construction

Mesa Verde Administrative District
Mesa Verde National Park

NPS Photo by Laura Soullière Harrison
10/85



6

Adzed boards and original hardware, porch
door, Superintendent's Residence
Mesa Verde Administrative District
Mesa Verde National Park

NPS photo by Laura Soullière Harrison
10/85



7

Coved plaster and viga ceiling, Superintendent's residence

Mesa Verde Administrative District

Mesa Verde National Park

NPS photo by Laura Soullière Harrison

10/85



8

Original interior door (left) and replacement
front door (right), Superintendent's
Residence

Mesa Verde Administrative District

Mesa Verde National Park

NPS photo by Laura Soullière Harrison

10/85



9

Entrance portal, park headquarters
building

Mesa Verde Administrative District
Mesa Verde National Park

NPS Photo by Laura Soullière Harrison
10/85



12

Park Headquarters building, looking East

Mesa Verde Administrative District

Mesa Verde National Park

NPS Photo by Laura Soullière Harrison
10/85



10 Portal details, park headquarters building

Mesa Verde Administrative District

Mesa Verde National Park

NPS Photo by Laura Soullière Harrison

10/85




73

Detail of adzed beams and corbels,
park headquarters building

Mesa Verde Administrative District
Mesa Verde National Park

NPS Photo by Laura Soullière Harrison
10/85



14

Hammered-tin lantern and mud mortar details,
portal, Park Headquarters Building

Mesa Verde Administrative District
Mesa Verde National Park

NPS Photo by Laura Soullière Harrison
10/85



15 Front elevation, Park Headquarters building

Mesa Verde Administrative District

Mesa Verde National Park

NPS photo by Laura Soullière Harrison

10/85



17

Post Office, looking southwest

Mesa Verde Administrative District

Mesa Verde National Park

NPS photo by Laura Soullière Harrison

10/85



19 Rear of Post Office, looking south

Mesa Verde Administrative District
Mesa Verde National Park

NPS photo by Laura Soullière Harrison
10/85



20

Rear elevation of Post Office, looking
northeast

Mesa Verde Administrative District
Mesa Verde National Park

NPS photo by Laura Soullière Harrison
10/85



21
Museum portal, looking northwest

Mesa Verde Administrative District
Mesa Verde National Park

NPS photo by Laura Soullière Harrison
10/85



22

Museum Entrance

Mesa Verde Administrative District

Mesa Verde National Park

NPS Photo by Laura Soullière Harrison

10/85



23

Museum, South (side) elevation

Mesa Verde Administrative District

Mesa Verde National Park

NPS Photo by Laura Soullière Harrison

10/85



24

Museum Patio

Mesa Verde Administrative District

Mesa Verde National Park

NPS photo by Laura Soullière Harrison
10/85



25

Museum Entrance Portal showing ceiling
detail

Mesa Verde Administrative District
Mesa Verde National Park

NPS Photo by Laura Soullière Harrison
10/85



26

Portal leading toward offices adjacent
to museum

Mesa Verde Administrative District
Mesa Verde National Park

NPS Photo by Laura Soullière Harrison
10/85



27

Sawn grille, Northern Museum addition

Mesa Verde Administrative District

Mesa Verde National Park

NPS Photo by Laura Soullière Harrison

10/85



28

Small cut-stone basin in Museum Patio

Mesa Verde Administrative District

Mesa Verde National Park

NPS Photo by Laura Soullière Harrison
10/85



29

Museum Patio

Mesa Verde Administrative District

Mesa Verde National Park

NPS Photo by Laura Soullière Harrison
10/85



31

Museum Auditorium

Mesa Verde Administrative District

Mesa Verde National Park

NPS Photo by Laura Soullière Harrison
10/85




37

Staircase with patterned railing, museum
auditorium

Mesa Verde Administrative District
Mesa Verde National Park

NPS photo by Laura Soullière Harrison
10/85



33

Multi-panelled doors leading into
museum auditorium

Mesa Verde Administrative District
Mesa Verde National Park

NPS Photo by Laura Soullière Harrison
10 / 85



34

Museum Building, looking southeast'

Mesa Verde Administrative District

Mesa Verde National Park

NPS photo by Laura Soullière Harrison
10/85



36

Museum lobby with original bench

Mesa Verde Administrative District

Mesa Verde National Park

NPS Photo by Laura Soullière Harrison
10/85




37

Museum lobby with banco, tin chandelier,
viga and latia ceiling, and handcrafted
exhibit case.

Mesa Verde Administrative District
Mesa Verde National Park

NPS Photo by Laura Soullière Harrison
10/85



38

Original furnishings in museum

Mesa Verde Administrative District

Mesa Verde National Park

NPS Photo by Laura Soullière Harrison
10/85



37
Museum interior with original furnishings

Mesa Verde Administrative District

Mesa Verde National Park

NPS Photo by Laura Soullière Harrison

10/85



40

Corner fireplace in museum sales area,
Mesa Verde Museum

Mesa Verde Administrative District
Mesa Verde National Park

NPS Photo by Laura Soullière Harrison
10/85




41

Museum Interior

Mesa Verde Administrative District

Mesa Verde National Park

NPS Photo by Laura Soullière Harrison
10/85



42
Hammered tin chandelier of Spanish
Colonial design

Mesa Verde Administrative District
Mesa Verde National Park

NPS photo by Laura Soullière Harrison
10/85



43

Recessed Entrance porch, Ranger Club
Now the Park library

Mesa Verde Administrative District

Mesa Verde National Park

NPS Photo by Laura Soullière Harrison
10/85



44

Courtyard of Ranger Club, now the park
library.

Mesa Verde Administrative District
Mesa Verde National Park

NPS Photo by Laura Soullière Harrison
10/85



45

Courtyard, Ranger Club, Now the Park
Library

Mesa Verde Administrative District
Mesa Verde National Park

NPS Photo by Laura Soullière Harrison
10/85



47

Ranger station (community building) looking
South

Mesa Verde Administrative District
Mesa Verde National Park

NPS Photo by Laura Soullière Harrison
10/85



48

Rear of Ranger station (community building)
looking southwest

Mesa Verde Administrative District
Mesa Verde National Park

NPS Photo by Laura Soullière Harrison
10/85



51

Portal at rear of ranger station, looking
Southeast

Mesa Verde Administrative District
Mesa Verde National Park

NPS Photo by Laura Soullière Harrison
10/85



51

Detail of pecked stone used in building
construction, community building (now
ranger station)

Mesa Verde Administrative District

Mesa Verde National Park

NPS photo by Laura Soullière Harrison

10/85



52

Detail of coursed-rubble masonry

Mesa Verde Administrative District

Mesa Verde National Park

NPS Photo by Laura Soullière Harrison
10/85



53

Small planting island of native vegetation
at Southeast corner of ranger station

Mesa Verde Administrative District
Mesa Verde National Park

NPS Photo by Laura Soullière Harrison
10/85



54

Original bench in ranger station (community building)

Mesa Verde Administrative District
Mesa Verde National Park


NPS Photo by Laura Soullière Harrison
10/85



57
Natural Piñon and Juniper Landscape and
stone curbing

Mesa Verde Administrative District
Mesa Verde National Park

NPS Photo by Laura Soullière Harrison
10/85



PARK HEADQUARTERS



MUSEUM
RANGER STATION
ADMINISTRATIONS
POST OFFICE

56

Park Headquarters sign

Mesa Verde Administrative District

Mesa Verde National Park

NPS photo by Laura Soullière Harrison

10/85



57
Steps leading from road elevation
down to museum

Mesa Verde Administrative District
Mesa Verde National Park

NPS Photo by Laura Soullière Harrison
10/85



58

Rock steps and iron railing at rear of post
office building

Mesa Verde Administrative District
Mesa Verde National Park

NPS Photo by Laura Soullière Harrison
10/85



60
Meandering steps leading from
Superintendent's residence to
Park Headquarters

Mesa Verde Administrative District
Mesa Verde National Park

NPS Photo by Laura Soullière Harrison
10/85