

PH 0508462

DATA SHEET

UNITED STATES DEPARTMENT OF THE INTERIOR
NATIONAL PARK SERVICE

FOR NPS USE ONLY
RECEIVED OCT 31 1977
DATE ENTERED APR 20 1978

NATIONAL REGISTER OF HISTORIC PLACES
INVENTORY -- NOMINATION FORM

SEE INSTRUCTIONS IN HOW TO COMPLETE NATIONAL REGISTER FORMS
TYPE ALL ENTRIES -- COMPLETE APPLICABLE SECTIONS

1 NAME

HISTORIC ~~XX~~
The Bloomfield Green Historic District
AND/OR COMMON

2 LOCATION

STREET & NUMBER Bounded by Montgomery Street, Spruce Street, Belleville Avenue, State Street, Liberty Street, and Franklin Street (see verbal boundary description)
CITY, TOWN Bloomfield VICINITY OF
STATE New Jersey CODE 34 COUNTY Essex CODE 013

3 CLASSIFICATION

CATEGORY	OWNERSHIP	STATUS	PRESENT USE
<input checked="" type="checkbox"/> DISTRICT	<input type="checkbox"/> PUBLIC	<input checked="" type="checkbox"/> OCCUPIED	<input type="checkbox"/> AGRICULTURE <input type="checkbox"/> MUSEUM
<input type="checkbox"/> BUILDING(S)	<input checked="" type="checkbox"/> PRIVATE	<input type="checkbox"/> UNOCCUPIED	<input checked="" type="checkbox"/> COMMERCIAL <input checked="" type="checkbox"/> PARK
<input type="checkbox"/> STRUCTURE	<input type="checkbox"/> BOTH	<input type="checkbox"/> WORK IN PROGRESS	<input checked="" type="checkbox"/> EDUCATIONAL <input checked="" type="checkbox"/> PRIVATE RESIDENCE
<input type="checkbox"/> SITE	PUBLIC ACQUISITION	ACCESSIBLE	<input type="checkbox"/> ENTERTAINMENT <input checked="" type="checkbox"/> RELIGIOUS
<input type="checkbox"/> OBJECT	<input type="checkbox"/> IN PROCESS	<input type="checkbox"/> YES: RESTRICTED	<input checked="" type="checkbox"/> GOVERNMENT <input type="checkbox"/> SCIENTIFIC
	<input type="checkbox"/> BEING CONSIDERED	<input checked="" type="checkbox"/> YES: UNRESTRICTED	<input type="checkbox"/> INDUSTRIAL <input type="checkbox"/> TRANSPORTATION
		<input type="checkbox"/> NO	<input type="checkbox"/> MILITARY <input type="checkbox"/> OTHER:

4 OWNER OF PROPERTY

NAME Multiple - see attached property owner list
STREET & NUMBER

CITY, TOWN STATE
VICINITY OF

5 LOCATION OF LEGAL DESCRIPTION

COURTHOUSE, REGISTRY OF DEEDS, ETC. Hall of Records, Essex County Courthouse
STREET & NUMBER

CITY, TOWN STATE
Newark New Jersey

6 REPRESENTATION IN EXISTING SURVEYS

TITLE Historic American Buildings New Jersey Historic Sites Inventory

DATE 1936-41 1971-75 FEDERAL STATE COUNTY LOCAL

DEPOSITORY FOR SURVEY RECORDS Library of Congress Office of Historic Preservation

CITY, TOWN STATE
Washington Trenton DC New Jersey

7 DESCRIPTION

CONDITION		CHECK ONE	CHECK ONE
<input type="checkbox"/> EXCELLENT	<input type="checkbox"/> DETERIORATED	<input type="checkbox"/> UNALTERED	<input checked="" type="checkbox"/> ORIGINAL SITE
<input checked="" type="checkbox"/> GOOD	<input type="checkbox"/> RUINS	<input checked="" type="checkbox"/> ALTERED	<input type="checkbox"/> MOVED DATE _____
<input type="checkbox"/> FAIR	<input type="checkbox"/> UNEXPOSED		

DESCRIBE THE PRESENT AND ORIGINAL (IF KNOWN) PHYSICAL APPEARANCE

Bloomfield Green Historic District is primarily a concentration of residential dwellings ranging from the late 18th century to the early 20th century in an urban landscape of which the focal point is the Bloomfield Green, a four acre passive use park, centrally located in the city.

The aggregate total of buildings in the Bloomfield District is 229. Of these 15 fit within the 1790-1850 category, 49 are third-quarter 19th century, 53 are late-19th century (1880-1899), 21 are early-20th century (1900-1909), 18 are 1910-1919, 25 are 1920-1929 and 48 are modern. A large complex of modern dwellings are concentrated around Church Street East. These buildings, although built from 1933-37, are part of a small Planned Unit Development complex with a cul-de-sac, and were included in the district because of their importance in the evolution of planned suburban development during the second-quarter of the 20th century.

The majority of the buildings fall between the third quarter of the 19th century and the early-20th century. A few buildings are earlier and concentrate around the Bloomfield Green or are sporadically distributed throughout the district. The 19th century buildings are almost exclusively residential, both historically and presently. These houses represent a variety of styles and craftsmanship and incorporate the Greek Revival, Gothic Revival, Second Empire, Queen Anne, Italianate, Richardsonian Romanesque, Colonial Revival, and Shingle styles. Numerous structures, however, could be described as no more than vernacular, because of a lack of any specific form, or eclectic, the result of a combination of numerous historical styles.

While most streets and blocks site a variety of buildings of different dates of construction, one street, Monroe Place, establishes the most cohesive street architecturally with a preponderance of mid-19th century dwellings.

Monroe Place has, however, three apartment complexes, circa 1915, which exemplify some of New Jersey's earliest ventures in developing urban apartment housing. There are several additional similar apartments within the district.

In general the residential buildings are simple 1 1/2 to 2 1/2 story frame dwellings situated in an urban landscape and geographically oriented south of the Green. A few of the structures still retain their original carriage houses and other outbuildings. Almost all are single family dwellings.

A common third quarter 19th century structure is a 2 1/2 story frame dwelling with a 3 bay (side entrance) front facade. These are either Greek Revival or Vernacular in style.

8 SIGNIFICANCE

PERIOD	AREAS OF SIGNIFICANCE -- CHECK AND JUSTIFY BELOW			
<input type="checkbox"/> PREHISTORIC	<input type="checkbox"/> ARCHEOLOGY-PREHISTORIC	<input checked="" type="checkbox"/> COMMUNITY PLANNING	<input type="checkbox"/> LANDSCAPE ARCHITECTURE	<input checked="" type="checkbox"/> RELIGION
<input type="checkbox"/> 1400-1499	<input type="checkbox"/> ARCHEOLOGY-HISTORIC	<input type="checkbox"/> CONSERVATION	<input type="checkbox"/> LAW	<input type="checkbox"/> SCIENCE
<input type="checkbox"/> 1500-1599	<input type="checkbox"/> AGRICULTURE	<input type="checkbox"/> ECONOMICS	<input type="checkbox"/> LITERATURE	<input type="checkbox"/> SCULPTURE
<input type="checkbox"/> 1600-1699	<input checked="" type="checkbox"/> ARCHITECTURE	<input type="checkbox"/> EDUCATION	<input checked="" type="checkbox"/> MILITARY	<input type="checkbox"/> SOCIAL/HUMANITARIAN
<input checked="" type="checkbox"/> 1700-1799	<input type="checkbox"/> ART	<input type="checkbox"/> ENGINEERING	<input type="checkbox"/> MUSIC	<input type="checkbox"/> THEATER
<input checked="" type="checkbox"/> 1800-1899	<input type="checkbox"/> COMMERCE	<input type="checkbox"/> EXPLORATION/SETTLEMENT	<input type="checkbox"/> PHILOSOPHY	<input type="checkbox"/> TRANSPORTATION
<input checked="" type="checkbox"/> 1900-	<input type="checkbox"/> COMMUNICATIONS	<input type="checkbox"/> INDUSTRY	<input type="checkbox"/> POLITICS/GOVERNMENT	<input type="checkbox"/> OTHER (SPECIFY)
		<input type="checkbox"/> INVENTION		

SPECIFIC DATES

BUILDER/ARCHITECT

STATEMENT OF SIGNIFICANCE

The Bloomfield Green is a tree-lined five acre rectangular park which remains much the same today as it appeared in 1797 when the Commons was officially created. The Green is surrounded by many distinctive and historic buildings of the 19th and early 20th century. Few modern structures interfere with the overall aesthetic character of the historic district.

The Green provides the center, the soul, for the city.

Within the district is the religious, political, and educational focus of Bloomfield. Also within the area resided some of the most prominent figures of the city.

The Green of Bloomfield continues to perform today as the cultural and communal center around which the city revolves.

Originally called Watesson, there was a settlement in Bloomfield by 1769 and the Green was informally established as early as 1775 as a military training ground and meeting place for area settlers. When the Presbyterian Church was constructed in 1796 the Green had already become the hub of this northern portion of the township of Newark.

Bloomfield's expansion was not atypical of many New Jersey communities. Growing slowly in the early 19th century, the first major impetus to development was the Morris Canal, which passed through the town. Shortly after, the railroads established stations in the town further stimulating economic growth and increasing population. The Civil War, temporarily delayed the growth of Bloomfield, but established the industrial foundations of the city for decades to come. By the time Bloomfield was incorporated as a town in 1900, it had been firmly established as a rapidly growing community. (See Chronology of Bloomfield for further information about specific dates).

Architecture

There are a number of architecturally valuable structures in the Bloomfield Green Historic District ranging from the late 18th century to the early 20th century.

9 MAJOR BIBLIOGRAPHICAL REFERENCES

- Gazeteer of New Jersey. Thomas Gordon. 1834. (pp.104-5).
Historical Collections of New Jersey. John W. Barber and Henry Howe.
 1868. (pp. 156-7)
History of Essex and Hudson Counties, New Jersey. William H. Shaw.
 Philadelphia: 1884. (pp. 858-876)

10 GEOGRAPHICAL DATA

ACREAGE OF NOMINATED PROPERTY 100 acres
 UTM REFERENCES See UTM on map

A	18	567810	4516760	B	18	568120	4516560
	ZONE	EASTING	NORTHING		ZONE	EASTING	NORTHING
C	18	567890	4515780	D	18	567520	4516120
	ZONE	EASTING	NORTHING		ZONE	EASTING	NORTHING

VERBAL BOUNDARY DESCRIPTION Beginning at a point where Montgomery and Spruce Streets intersect; thence proceed along Spruce Street N until you reach the Greenwood Lake Branch of the Erie Lackawanna Railroad; Thence proceed along the Railroad tracks 300 feet NW; to Belleville Avenue; thence proceed along Belleville Avenue 500 feet W; thence proceed N 250 feet; thence proceed W 100 feet; thence proceed 200 feet N; thence proceed W 300 feet; thence proceed N 200 feet; thence proceed W 200 feet to Broad Street; thence proceed along Broad Street 700 feet S until you reach Belleville Avenue; thence proceed WNW on Belleville Avenue 300 feet until you reach State Street;

LIST ALL STATES AND COUNTIES FOR PROPERTIES OVERLAPPING STATE OR COUNTY BOUNDARIES (CONT'D)

STATE	CODE	COUNTY	CODE
STATE	CODE	COUNTY	CODE

11 FORM PREPARED BY

NAME / TITLE
 Terry Karschner, Historic Preservation Specialist I

ORGANIZATION
 Office of Historic Preservation

DATE
 June, 1975

STREET & NUMBER
 109 West State Street

TELEPHONE
 609-292-2028

CITY OR TOWN
 Trenton

STATE
 New Jersey

12 STATE HISTORIC PRESERVATION OFFICER CERTIFICATION

THE EVALUATED SIGNIFICANCE OF THIS PROPERTY WITHIN THE STATE IS:

NATIONAL ___ STATE ___ LOCAL X

As the designated State Historic Preservation Officer for the National Historic Preservation Act of 1966 (Public Law 89-665), I hereby nominate this property for inclusion in the National Register and certify that it has been evaluated according to the criteria and procedures set forth by the National Park Service.

Deputy
 STATE HISTORIC PRESERVATION OFFICER SIGNATURE *Terry Karschner* DATE 10-12-77

TITLE Deputy Commissioner DATE
 Department of Environmental Protection

FOR NPS USE ONLY

I HEREBY CERTIFY THAT THIS PROPERTY IS INCLUDED IN THE NATIONAL REGISTER

DIRECTOR, OFFICE OF ARCHAEOLOGY AND HISTORIC PRESERVATION *Walter R. Cole* DATE 4/20/78

ATTEST: *Walter R. Cole* DATE 4-12-78

KEEPER OF THE NATIONAL REGISTER

UNITED STATES DEPARTMENT OF THE INTERIOR
NATIONAL PARK SERVICE

**NATIONAL REGISTER OF HISTORIC PLACES
INVENTORY -- NOMINATION FORM**

Bloomfield Green Historic District
Bloomfield
Essex County New Jersey 034

CONTINUATION SHEET

ITEM NUMBER 7

PAGE 2

FOR NPS USE ONLY

RECEIVED

OCT 31 1977

DATE ENTERED

The following is a comprehensive inventory and description of all major buildings within the district:

Austin Place (#12-22, 19-25)

- #12 Early 20th century. 2 1/2 story rectangular frame dwelling with hip roof and dormers. One story front portico. Clapboarding and wood shingles.
- 18-22 Modern 3 story dormitory buildings. See 222 Liberty Street.
- 19 Ca. 1905. 2 1/2 story rectangular masonry edifice. Owned by Bloomfield College.
- 21 Ca. 1890. 2 1/2 story frame dwelling with gable roof. Vaguely Shingle style.
- 23 Ca. 1890. 2 1/2 story frame dwelling. Gable roof with intersecting and projecting gables. Imbricated shingles in the gables and above the frontal windows. Otherwise clapboarded. Side porch with good detailing, turned posts and exposed half-timber framing (Photo #52).
- 25 Ca. 1885. 2 1/2 story rectangular frame dwelling. Steep gable roof with major side gable. This gable has a Palladian window. Asbestos shingles. One story porch covers front and side facades (Photo #52).

Beach Street (#'s 38-90, 39-101)

- #38 Ca. 1930. 2 1/2 story frame dwelling with gambrel roof and shed dormers (Photo #56).
- Dr. Seymour's Academy. 40. Third quarter 19th century. Two story irregular frame dwelling. Flat roof with brackets. 3 bay by 3 bay. Windows are 6/6 sash. Brick foundation. Asbestos shingles (Photo #56).
- 44 Ca. 1935-45. 2 1/2 story frame dwelling with gable roof (Photo #56).
- 46 Ca. 1925. Small 1 1/2 story cottage. Frame with gable roof and exposed rafters and brackets. L-form (Photo #56).

UNITED STATES DEPARTMENT OF THE INTERIOR
NATIONAL PARK SERVICE

FOR NPS USE ONLY

RECEIVED OCT 31 1977

DATE ENTERED

**NATIONAL REGISTER OF HISTORIC PLACES
INVENTORY -- NOMINATION FORM**

Bloomfield Green Historic District
Bloomfield
Essex County
New Jersey 034

CONTINUATION SHEET

ITEM NUMBER 7

PAGE 3

- 50 ca. 1895. 2 1/2 story rectangular frame dwelling. Hip roof with dormers and overhang. Surrounded by one story enclosed portico (Photo #56).
- 60 ca. 1920. Georgian Revival. 2 1/2 story frame dwelling. 3 bay, center entrance with barrel vaulted portico. Gable roof with returns. 3 dormers. One story flat-roofed wing on west gable end (Photo #56).
- 70 ca. 1935. Two story frame dwelling with gambrel roof. Attached garage.
- 74 ca. 1935. 1 1/2 story frame dwelling. 4 bay. Gable roof with shed dormers. Moved to present location. Reputedly 19th century but physically appears totally modern.
- 80 ca. 1864. 2 1/2 story frame dwelling with corner turret. L-form. Slate roof. Altered. Victorian.
- Edward Griffin Ward House. 86. ca. 1865. 2 1/2 story frame dwelling. Victorian. Windows are 2/2 sash. 20th century surrounding porch. Barn or carriage house outbuilding (Photo #10).
- 39 ca. 1933-37. Two story frame dwelling with gambrel roof and shed dormers.
- 43 ca. 1925. 2 1/2 story frame dwelling. Gable roof with exposed rafters. Asbestos shingles.
- 45 ca. 1895. Two story frame dwelling with brick addition. Hip roof with dormers. Aluminum siding.
- 61 ca. 1933-37. Two story frame dwelling. 3 bay. Center entrance.
- 71 Modern. 2 story frame dwelling. 4 bay over 3 bay. Aluminum siding.
- 75 ca. 1933-37. Two story, four bay frame dwelling.
- 81 ca. 1933-37. Two story, T-form frame dwelling. 3 bay, center entrance. Asbestos shingles (Photo #11).
- 91 ca. 1933-37. Two story brick dwelling. 3 bay, center entrance. Slate roof. Intersecting brick gable. Stepped gable ends. One story frame wing attached to east gable end (Photo #11).

UNITED STATES DEPARTMENT OF THE INTERIOR
NATIONAL PARK SERVICE

FOR NPS USE ONLY

RECEIVED OCT 31 1977

DATE ENTERED APR 20 1978

**NATIONAL REGISTER OF HISTORIC PLACES
INVENTORY -- NOMINATION FORM**

Bloomfield Green Historic District

Bloomfield

Essex County

New Jersey 034

CONTINUATION SHEET

ITEM NUMBER 7 PAGE 4

- 99 ca. 1895. 2 1/2 story frame dwelling. 3 bay, center entrance. Hip roof with dormers. Surrounding porch.
- 101 ca. 1933-37. Two story frame dwelling with gambrel roof.
- Belleville Avenue (#'s 294-332, 317-349)
- #294 1928. 2 1/2 story frame dwelling. Rock-faced stone foundation. Gable roof.
- 296 1928. 2 1/2 story frame dwelling. Rock-faced stone foundation. Gable roof.
- 298 1928. 2 1/2 story frame dwelling. Rock-faced stone foundation. Gable roof.
- 300 1928. Two story frame dwelling. Gambrel roof with first story pent. Rock-faced stone foundation.
- 302 ca. 1890. Shingle style. 2 1/2 story frame dwelling with projecting octagonal bay and two story rear wing. Scalloped shingles under gable. Slate roof.
- 306 Late 19th century. Two story frame dwelling.
- Lyons/Schuyler House. 312, at Elm Street. 3rd quarter 19th century. 2 1/2 story frame dwelling. Irregular block form. Roof is gable with return. Windows are 6/6 sash with louvered shutters. Large wide brick chimneys on side facades and rear 2 story frame wing (Photo #16).
- 320 Early 20th century. 2 1/2 story stone dwelling. Craftsman style in stone. Hip roof.
- 324 Early 20th century. Craftsman style. 2 1/2 story frame dwelling. Hip roof.
- 328 1928. Two story L-form frame dwelling with Gambrel roof. Dutch Colonial revival (Photo #17).

UNITED STATES DEPARTMENT OF THE INTERIOR
NATIONAL PARK SERVICE

FOR NPS USE ONLY

RECEIVED OCT 31 1977

DATE ENTERED

**NATIONAL REGISTER OF HISTORIC PLACES
INVENTORY -- NOMINATION FORM**

Bloomfield Green Historic District
Bloomfield
Essex County New Jersey 034

CONTINUATION SHEET

ITEM NUMBER 7

PAGE 5

332 Early 20th century. 2 1/2 story frame dwelling with hip roof. Palladian window. Vaguely Georgian Revival (Photo #17).

Edmund H. Davey House. 317. 1856. This is a vernacular Italianate style 2 1/2 story building. The structure is clapboard with 3 bays. The center entrance bay projects out from the main facade about six inches and is accentuated by a small cross gable with returns. The slate roof of the building is gable with cornice, returns and paired brackets under the eaves. The windows are all round arch, but those of the front facade flanking the center bay are double. Panes are 4/4 sash with louvered shutters. A one story heavy porch with carriage port is along the front facade. Excellent condition (Photo #15).

Sheldon House. 323. Late 19th century. 2 1/2 story T-form frame dwelling. Gable roof with return and brackets. Modern one story front porch which is partially enclosed (Photo #18).

Community Funeral Home. 337. First quarter 20th century. Jacobethan. 2 1/2 story frame L-form building with 1 1/2 story rear wing. Brick front.

Cross Roads Inn/Wm. B. Bradbury House (ca. 1860-90). 343. 2 1/2 story frame building. Altered.

Apartments. 347-349. ca. 1915-1920. Five story apartment complex with full basement. Blond brick.

Broad Street (#'s 70-160, 155-207)

Church of the Sacred Heart (Roman Catholic). #70. 1890-2. Designed by noted ecclesiastical architect Jeremiah O'Rourke, this Catholic Church is Romanesque Revival in style. Constructed of different colored bricks, the polychrome effect is most appealing. A simple basilica plan with apse, the main entrance is flanked by a high square tower dwarfing a much smaller one. The towers both have steep-pitched hip roofs (Photo #34).

Bloomfield Civic Center. First quarter 20th century. 2 story brick building. Georgian Revival in symmetry and details. Eleven bay front. Trapezoidal stone arches with keystones. Flat roof. Major modern additions to the rear (Photo #33).

UNITED STATES DEPARTMENT OF THE INTERIOR
NATIONAL PARK SERVICE

FOR NPS USE ONLY

RECEIVED OCT 31 1977

DATE ENTERED

NATIONAL REGISTER OF HISTORIC PLACES
INVENTORY NOMINATION FORM

Bloomfield Green Historic District

Bloomfield
Essex County
New Jersey 034

CONTINUATION SHEET

ITEM NUMBER 7

PAGE 6

- Bloomfield Public Library. 96. 1927. Designed by architect J. F. Capen, this is a Classical Revival brick building. The massive 5 bay front facade is interrupted by a four-column classical entrance portico (Photo #33).
- 98 Late 19th century. 2 1/2 story L-form frame dwelling (Photo #35).
- 102 Late 19th century. 2 1/2 story cross-form frame dwelling. 3 bay gable end front. One story enclosed front porch (Photo #35).
- 106 Late 19th century. 2 1/2 story cross-form frame dwelling. 3 bay gable end front. One story enclosed front porch (Photo #35).
- Madame Cooke's School. 112. 1836. Greek Revival. 3 1/2 story frame building. Originally an education facility the Cooke School has a 5 bay, center hall facade. The roof is a truncated hip with a large late 19th century dormer. The brackets beneath the eaves are separated by knee-wall windows on the 3rd floor. The first two floors have 6/6 sash and an elaborately carved cornice. The center entrance door is Greek Revival with its rectangular sidelights and transom. A one story portico protects the center three bays (Photo #38).
- Park Methodist Episcopal Church. 118. First-quarter 20th century. Late Gothic Revival. Basilica form rock-faced stone religious edifice with side entrance and belfry. Main facade has a large simple Gothic arch stained glass window while aisle fenestration has tripartite Gothic arch windows (Photo #36).
- Apartments. 128 and 5-11 Park Street. ca. 1915. Art Deco. Four story buff brick apartment complex. Six bay front. Five building units.
- Bloomfield High School. 160. 1911, 1928. Second Renaissance Revival. Art Deco Gymnasium. The high school is a 3 story granite building with a nine bay front having engaged ionic columns in the second and third floors. To the rear was added a concrete addition in 1928. The modern gym was built in 1963, but the earlier gym facility which fronts it is first quarter 20th century (Photo #53).

UNITED STATES DEPARTMENT OF THE INTERIOR
NATIONAL PARK SERVICE

**NATIONAL REGISTER OF HISTORIC PLACES
INVENTORY -- NOMINATION FORM**

Bloomfield Green Historic District
Bloomfield
Essex County New Jersey 034

FOR NPS USE ONLY

RECEIVED OCT 31 1977

DATE ENTERED APR 20 1978

CONTINUATION SHEET

ITEM NUMBER 7

PAGE 7

Parish House. 131-149. Built in 1840, this small one story brick structure has a three bay front facade with center entrance. Greek Revival in style, each bay is divided by a brick pilaster. The side facade has four bays. The roof of the Parish is a low-pitched gable with pent and simple wide entablature. The windows are 12/12 double hung sash over which are applied modern storm windows. The small entrance vestibule is modern. Attached to the rear is a modern wing (Photo #7)

Bloomfield Presbyterian Church. 131-149. 1796. Designed by Samuel Ward the church has a 3 bay front facade with a projecting tower and a six bay linear facade. The exterior is all coursed red sandstone with corner quoins. The roof of the church is gable and has a pent. The belfry above the square stone tower is late 19th century and constructed of wood with circular arched louvered apertures framed by paired pilasters. Above the belfry is an octagonal two tier telescoping spire and dome, capped by an ornate weathervane. All major windows of the church have circular stone arches, apparently original, but the window frames are Gothic Victorian. While the center entrance has a circular arch also (with fanlight) the flanking doorways have trapezoidal arches. A late 19th century addition has been appended to the rear of the church (Photo # 1)

Bloomfield School. 155. 1871. Representative example of public educational facility being erected in the larger urban centers of the United States. Constructed of brick with a rock-faced stone foundation and full basement this edifice has a four bay front with a low-pitched hip roof. Only the gable end entrance pavilion has any indication of extravagance. Currently the Bloomfield Board of Education Administrative Offices.

183 ca. 1925. 2 1/2 story frame dwelling with aluminum siding. Large shed dormer.

185 ca. 1925. See #183.

Baldwin Estate. 187. 1880's. Queen Anne. 2 1/2 story frame and shingle dwelling. Stone foundation.

UNITED STATES DEPARTMENT OF THE INTERIOR
NATIONAL PARK SERVICE

FOR NPS USE ONLY

RECEIVED OCT 31 1977

DATE ENTERED APR 20 1978

**NATIONAL REGISTER OF HISTORIC PLACES
INVENTORY -- NOMINATION FORM**

Bloomfield Green Historic District

Bloomfield

Essex County

New Jersey 034

CONTINUATION SHEET

ITEM NUMBER 7 PAGE 8

Pitt Estate. 207. ca. 1845. 2 1/2 story frame dwelling. 3 bay, center hall. Gable roof with intersecting cross gable. Roof with returns and brackets. Double casement windows. Brick foundation.

Church Street (#'s 7, 15 and 18)

7 ca. 1890. 2 1/2 story frame dwelling with two story rear wing. Stone foundation (Photo #12).

Broughton House. 15. ca. 1890. 2 1/2 story irregular frame dwelling with two story rear wing. Shingle style characteristics. Gambrel roof. Surrounding porch with columns.

14 Modern. 3 story frame and masonry dwelling (Photo #13).

Elliot House. 18. Mid-19th century. Original unit was a 2 1/2 story 3 bay clapboard dwelling with vernacular Greek Revival characteristics. Bracketted gable roof with return now has a projecting cross gable. This projecting bay appears late-19th century as evidenced by the Palladian window on the second floor and the scalloped slate roof. Windows are primarily 2/2 sash but side facade has 6/6 sash (Photo #13).

Church Street East (#'s 51-58; consecutive)

51 Modern 1933-37. 2 1/2 story Georgian Revival.

53 Modern 1933-37. 1 1/2 story Dutch Colonial Revival.

54 Modern 1933-37. 2 story brick dwelling.

55 Modern 1933-37. 2 story dwelling with gambrel roof. Dutch Colonial Revival style.

56 Modern 1933-37. 2 story frame dwelling with brick front.

57 Modern 1933-37. 1 1/2 story brick dwelling with gambrel roof.

58 Modern 1933-37. 2 1/2 story frame dwelling. Georgian Revival.

UNITED STATES DEPARTMENT OF THE INTERIOR
NATIONAL PARK SERVICE

FOR NPS USE ONLY

RECEIVED OCT 31 1977

DATE ENTERED

APR 20 1978

**NATIONAL REGISTER OF HISTORIC PLACES
INVENTORY -- NOMINATION FORM**

Bloomfield Green Historic District
Bloomfield
Essex County

CONTINUATION SHEET New Jersey 034 ITEM NUMBER 7 PAGE 9

Elm Street (#'s 11-33, 14)

- 11 Modern 1933-37. 2 story brick Colonial Revival dwelling.
- 17 Modern 1933-37. Gambrel roofed 1 1/2 story dwelling.
- 25 Modern 1933-37. See #51 Church Street East.

Jones House. 31. 1824, mid-19th century. The original unit of this dwelling is a 2 1/2 story, 3 bay, side hall clapboard unit. The roof is gable and has no return. Windows are 6/6 sash with louvered shutters. Doorway is Greek Revival. A rectangular 2 1/2 story frame wing was added to the north gable end around mid-century. This unit has a two bay facade with gable end front. The windows are 4/4 sash with louvered shutters. Brick foundations (Photo #14).

33 ca. 1920. 2 story frame dwelling.

14 Coe House. 1870's. Second Empire. 2 1/2 story dwelling with Mansard roof. Three bay front with projecting center bay. Attached modern garage (Photo #12).

Franklin Street

S. C. Stout House. 383. ca. 1887. Particularly fine example of Shingle style. 2 1/2 story irregular form with juxtaposition of imbricated shingles, horizontal and diagonal clapboarding, and shake shingles. Irregular window sizes and placement. Richardsonian arch frame entranceway (Photo #40).

391 ca. 1890. Also owned by Stout this is a more modest Shingle style dwelling. 2 1/2 story frame (Photo #40).

395 1870's. Modest 2 1/2 story vernacular Victorian frame dwelling with 2 story rear wing. Three bay gable end front. Gable roof with returns and intersecting gable. Aluminum siding (Photo #40).

Krisco Funeral Home. 401. Late 19th century. 2 1/2 story L-form frame dwelling. Numerous alterations.

UNITED STATES DEPARTMENT OF THE INTERIOR
NATIONAL PARK SERVICE

FOR NPS USE ONLY

RECEIVED OCT 31 1977

DATE ENTERED APR 20 1978

NATIONAL REGISTER OF HISTORIC PLACES

INVENTORY -- NOMINATION FORM

Bloomfield Green Historic District

Bloomfield

Essex County

New Jersey 034

CONTINUATION SHEET

ITEM NUMBER 7 PAGE 10

- Joseph Davis Homestaed. 407. 18th century, Mid-19th century. This house has evidences of 18th century construction (basement, form, history), but presently projects a mid-19th century Gothic Revival Cottage appearance. The 1 1/2 story building has 5 bays with a center entrance. Brick covered with stucco. Windows are 6/6 sash. Double door entrance. Gable roof with a large cross gable flanked by later dormers. Building is curenly an operating restaurant (Photo #39).
- C. A. Davis House. 425. Late 19th century. 2 1/2 story frame dwelling with two story rear wing.
- Westminster Presbyterian Church. 447. 1890-2. Richardsonian Romanesque in style, this church is an irregular-form rock-faced brownstone edifice with a large circular side tower and two small turret-type towers (Photo #31). Connected to the church is the Jarvie Memorial Library (1902), also Richardsonian Romanesque and designed by architect J. F. Capen (Photo #32). Both buildings exhibit the massive proportions and sense of solidarity characteristic of the style.
- Helen's Manse. 451. Georgian Revival house built in 1917 by architect J. F. Capen for James Newbegin Jarvie as a memorial to his wife. Used as the Presbyterian manse, this 2 1/2 story building has Flemish Bond brickwork and excellent Classical detailing including a pedimented portico over the center entrance of the 5 bay facade and elaborate cornice under the eave (Photo #30).
- 459 1870's. 2 1/2 story frame dwelling with an unusually low-pitched gable roof and barrel-vaulted cross-gable. The front facade has 3 bays and a center entrance. Victorian Italianate characteristics. Asbestos shingles (Photo #30).
- McComb Estate. 463. ca. 1885. This is a 3 bay, 2 1/2 story hip-roofed frame dwelling with a center cross gable. Windows are 6/6 sash with cornice. The window in the cross gable has a round arch. Classical portico over front entrance. Sides have several projecting bays. Form suggests possibly an earlier date of construction although documentation indicates 1880's (Photo #28).
- Knox Hall. 465. 1914. Classical Revival style. Three story stone edifice used as a gymnasium, chapel, library, and classrooms for Bloomfield Theological Seminary. Five bay facade with six, two story round ionic columns in antis (Photo #27).

UNITED STATES DEPARTMENT OF THE INTERIOR
NATIONAL PARK SERVICE

FOR NPS USE ONLY

RECEIVED OCT 31 1977

DATE ENTERED

**NATIONAL REGISTER OF HISTORIC PLACES
INVENTORY -- NOMINATION FORM**

Bloomfield Green Historic District

Bloomfield

Essex County

New Jersey 034

CONTINUATION SHEET

ITEM NUMBER

7

PAGE

11

Seibert Hall. 467. 1807, 1886. Federal. This 3 story brick building originally had a gable roof with paired gable end chimneys and a center cupola. In 1886, as part of the Bloomfield Theological Seminary, the Mansard roof was added to create more space. The front facade, which faces the Green, has 8 bays. The windows are all 6/6 sash with trapezoidal stone lintels. Over the central four bays is an elaborate cast-iron portico; possibly dating from 1886, although historical records refer to the iron grillwork in 1810. Altered interior. Presently administrative offices for Bloomfield College (Photo #27).

Fremont Street (#'s 24-58, 45-61)

- #24 ca. 1890. 2 1/2 story frame dwelling with aluminum siding. Gable and gambrel roofs. Altered.
- 32 Apartments. ca. 1915. Four story edifice with full exposed basement 5 bay front. Buff brick.
- 44 1925. 2 story frame dwelling. Gambrel roof with shed dormer. Projecting portico with columns.
- 48 1925. See #44. Portico screened-in.
- 50 ca. 1905. 2 1/2 story frame dwelling with modern aluminum siding. Gambrel roof with cross gambrel suggesting Shingle style.
- 54 1925. See #44. Fully enclosed front porch.
- 58 1925. See #44.
- 45 ca. 1930. See #62 Oakland.
- 49 ca. 1882. 2 1/2 story frame dwelling with cross gable. Clapboards and round butt shingles. Brick foundation. Enclosed one story front porch (Photo #50).
- 55 ca. 1882. Queen Anne. 2 1/2 story frame dwelling. Irregular form with corner turret. Clapboarding and imbricated shingles. Irregular sandstone foundation. Enclosed one story front porch with elliptical arches (Photo #50).

UNITED STATES DEPARTMENT OF THE INTERIOR
NATIONAL PARK SERVICE

FOR NPS USE ONLY

RECEIVED OCT 31 1977

DATE ENTERED APR 20 1978

**NATIONAL REGISTER OF HISTORIC PLACES
INVENTORY -- NOMINATION FORM**

Bloomfield Green Historic District
Bloomfield
Essex County New Jersey 034

CONTINUATION SHEET

ITEM NUMBER 7 PAGE 12

59 ca. 1882. Shingle style. 2 1/2 story rectangular frame edifice. Gable end front with intersecting dormers. Brick foundation. 4 bay front. Slate roof. Front porch with delicate proportions and turned posts is essentially Queen Anne (Photo #51).

61 ca. 1882. 2 1/2 story frame dwelling with gable roof and central dormer. One story front porch with round columns for support (Photo #50).

Liberty Street (#'s 164-222, 165-229)

#164 Early 20th century. 2 1/2 story frame dwelling with a truncated hip roof and dormers. Two bay front. Rock-faced stone foundation.

166 ca. 1870. Victorian Mansard. 2 1/2 story frame dwelling with
-8 slate mansard roof. Windows are 6/6 sash. Four bay front facade. Decorative slate shingles.

198 ca. 1870. Second Empire. 2 1/2 story brick edifice with voissours and Mansardic roof. Attached one story gymnasium. Functioned as the Public School Dental Clinic, circa 1900. Attached is a modern auditorium.

208 Modern 2 1/2 story frame dwelling.

St. John German Lutheran Church. 216. Originally built in 1869 and moved to present site in 1897. Frame structure with masonry surface Brick foundation. One story religious edifice with clerestory. Hammerbeam construction in gable.

222 Modern (1961) large 3 story brick dormitory building with exposed basement.

165 Modern (1968) three story large brick, concrete, and glass edifice.

177 Apartments. 1919. Four story buff brick edifice with exposed basement. Flat roof with stepped gable. 4 bays.

185 ca. 1885. Queen Anne/Shingle style. 2 1/2 story frame dwelling with an octagonal porch with turned banister and protruding corner turret.

UNITED STATES DEPARTMENT OF THE INTERIOR
NATIONAL PARK SERVICE

FOR NPS USE ONLY

RECEIVED OCT 31 1977

DATE ENTERED MAR 20 1978

NATIONAL REGISTER OF HISTORIC PLACES

INVENTORY -- NOMINATION FORM

Bloomfield Green Historic District

Bloomfield

Essex County

New Jersey 034

CONTINUATION SHEET

ITEM NUMBER 7 PAGE 13

189 Apartments. 1919. H-form. See #177.

Bloomfield Center School. 211. 1884, 1893. Excellent example of school building architecture of the late 19th century. Main block has a 3 story brick 6 bay facade with flanking 3 bay units giving the structure Georgian symmetry. All roofs are hip. Details include exquisite terra cotta motifs, brick quoining, elliptical arches and frontal pilasters (Photo #45).

225 Apartments. ca. 1915. Four story brick edifice with exposed basement. 4 bay front. Flat roof.

229 ca. 1905. Craftsman colonial. 2 1/2 story frame dwelling with hip roof and dormers.

Monroe Place (#'s 28-92, 25-87)

28 1920's. Two story frame dwelling. Gambrel roof with dormer. One story porch. Two bays.

30 1920's. 2 1/2 story frame dwelling. Gable roof. One story porch. (Photo #58).

32 1920's. 2 story frame dwelling. Gambrel roof with dormer. Enclosed one story front porch. Two bays. (Photo #58).

34 Bloomfield Home for the Aged. ca. 1860. Three story frame structure with two story frame rear wing. 3 bay, center entrance. Windows are 2/2 sash. Cut stone foundation. Gable roof with return and paired brackets. Barrel gable. (Photo #58).

42 1920's. 2 1/2 story frame dwelling. Gable roof with dormer. One story enclosed porch. (Photo #58).

46 1873. Three story Mansard roofed frame dwelling with 2 story frame rear wing. 3 bay, side entrance. Brackets and dentils under eaves. One story front porch with decorative scroll brackets. (Photo #58).

50 1873. 2 1/2 story frame dwelling. L-form. Gable roof. Double door entrance. Windows are 2/2 sash. Hooded arches. (Photo #58).

UNITED STATES DEPARTMENT OF THE INTERIOR
NATIONAL PARK SERVICE

FOR NPS USE ONLY

RECEIVED OCT 31 1977

DATE ENTERED APR 20 1978

**NATIONAL REGISTER OF HISTORIC PLACES
INVENTORY -- NOMINATION FORM**

Bloomfield Green Historic District
Bloomfield
Essex County
New Jersey 034

CONTINUATION SHEET

ITEM NUMBER 7 PAGE 14

- 52 1873. 2 1/2 story frame dwelling. L-form. Gable roof with dormers. Asbestos shingles and other alterations. (Photo #58).
- 56 Early 20th century. Eclectic 1 1/2 story irregular form frame dwelling. Aluminum siding and other alterations.
- 60 1870's. 3 story frame dwelling with Mansard roof. Surrounding porch.
- 64 1870's. 2 1/2 story frame dwelling. 3 bay, side hall. Gable end facing street. Windows are 2/2 Victorian sash with round window arches. One story porch.
- 68 1873. 2 1/2 story rectangular frame dwelling with Mansard roof. 3 bay, side entrance. 2/2 Victorian window sash. One story porch.
- 72 1873. Two story frame and clapboard dwelling. L-form. Gable roof with dormer. Decorative bargeboard and brackets under the gable with a finial. Windows with pointed Gothic arches. One story front and side porch.
- 76 1873. 2 1/2 story frame dwelling. T-form. 2/2 Victorian window sash. Gable roof with paired brackets and frieze. Bay windows. One story side porch with sawn scrollwork.
- 80 1873. 2 1/2 story frame dwelling similar to 76 Monroe except has asphalt shingles and exposed roof rafters.
- 88 Apartments. ca 1915. Tudoresque 4 1/2 story brick apartment building with a seven bay front.
- 92 Apartment. ca. 1915. see #27 Park.
- 25 1870's. 2 1/2 story frame dwelling. 3 bay, side entrance. Victorian 2/2 window sash. Gable roof with end returns. One story porch with sawn brackets. (Photo #57).
- 33 1870's. 2 1/2 story L-form frame dwelling. Gable roof with sawn brackets. Victorian 2/2 window sash with round arches. Cut stone foundation.

UNITED STATES DEPARTMENT OF THE INTERIOR
NATIONAL PARK SERVICE

FOR NPS USE ONLY

RECEIVED OCT 31 1977

DATE ENTERED

**NATIONAL REGISTER OF HISTORIC PLACES
INVENTORY -- NOMINATION FORM**

Bloomfield Green Historic District
Bloomfield
Essex County New Jersey 034

CONTINUATION SHEET

ITEM NUMBER 7 PAGE 15

- 35 Modern 1 1/2 story frame dwelling.
- 37 Late 19th century. 2 1/2 story frame dwelling. Somewhat Queen Anne with clapboarding, shingles and corner turret. Hip roof with dormer. Brick foundation.
- 41 1905. 2 1/2 story frame dwelling. One story front and side porch. Hip roof with dormer.
- 43 Early 20th century. Queen Anne style, 2 1/2 story frame dwelling. Gable roof with dormer.
- 47 Apartments. ca. 1915. H-form apartment complex. Brick 5 story
-55 building with full exposed basement.
- 63 ca. 1915. Craftsman building. 2 1/2 story frame dwelling with one story wing. Hip roof with dormer. One story porch with columns. Exposed half-timbering. Two bay front facade with triparte fenestration.
- 67 1870's. 2 1/2 story frame dwelling with wings. L-form. Brick foundation.
- 71 1870's. 2 1/2 story frame dwelling with rear wings. One story front porch. Clapboard with batten board above the eaves. 3 bay, side entrance. Round window arches.
- 75 1870's. 2 story frame dwelling with aluminum siding. L-form. Gable roof.
- 81 1870's. 2 story frame dwelling. T-form with addition. Bay window. Gable roof.
- 83 Modern. Two story Mansard roofed apartments.
- 87 Modern. Two story Mansard roofed apartments.

Montgomery Street (#'s 279-307)

#279 ca. 1925-30. 1 1/2 story cottage with Jerkinhead roof.

UNITED STATES DEPARTMENT OF THE INTERIOR
NATIONAL PARK SERVICE

FOR NPS USE ONLY

RECEIVED OCT 31 1977

DATE ENTERED

**NATIONAL REGISTER OF HISTORIC PLACES
INVENTORY -- NOMINATION FORM**

Bloomfield Green Historic District
Bloomfield
Essex County
New Jersey 034

CONTINUATION SHEET

ITEM NUMBER 7 PAGE 16

- 281 ca. 1905. Craftsman. 2 1/2 story frame dwelling with hip roof and dormer. Asphalt shingles. Rock-faced stone foundation.
- Stiles Estate. 285. ca. 1840-45. Greek Revival. 2 1/2 story frame dwelling with modern asbestos shingles. 3 bay. Windows are 6/6 sash. Gable end chimney. Palladian windows on gable end. Dressed red sandstone foundation (Photo #37).
- 287 ca. 1895. 2 1/2 story frame dwelling. Gable roof with shed dormer. Gable end fronts the street. First floor pent. Rock-faced stone foundation (Photo #37).
- 295 ca. 1895. Georgian Revival. 2 1/2 story frame dwelling with hip roof. Palladian dormer. Roof with overhang and brackets. Rock-faced stone foundation (Photo #37).
- 307 ca. 1870. Vernacular Victorian. 2 1/2 story frame dwelling with two story rear wing. Gable roof with brackets beneath the eaves. Gable end faces the street. 3 bay front. 20th century one story front porch, partially enclosed. Center oriel window (Photo #41).
- Oak Street (#10-40, 15-39)
- 10 1933-37. Two story frame dwelling.
- 14 1933-37. Two story frame dwelling.
- 18 1933-37. Two story frame dwelling.
- 22 1933-37. Two story frame dwelling.
- 26 1933-37. Two story frame dwelling. (Photo #59).
- 30 Late 19th century. 2 1/2 story frame dwelling with aluminum siding. Victorian 2/2 window sash. (Photo #59).
- 34 ca. 1925. Duplex. 2 1/2 story frame. Gambrel roof. Concrete foundation. Bay window. (Photo #59).
- 38 ca. 1925. Duplex. 2 1/2 story frame. Gambrel roof. Concrete foundation. Bay window. (Photo #59).

UNITED STATES DEPARTMENT OF THE INTERIOR
NATIONAL PARK SERVICE

FOR NPS USE ONLY
RECEIVED OCT 31 1977
DATE ENTERED APR 20 1978

**NATIONAL REGISTER OF HISTORIC PLACES
INVENTORY -- NOMINATION FORM**

Bloomfield Green Historic District
Bloomfield
Essex County
New Jersey 090

CONTINUATION SHEET

ITEM NUMBER 7 PAGE 17

- 40 1940's. 1 1/2 story frame cottage. Shed dormer. (Photo #59).
15 Modern one story brick rancher.
21 1840's. Two story frame dwelling. 3 bay, side hall. Aluminum siding. Altered.
25 ca. 1933-37. 2 story frame dwelling with gambrel roof. 3 bay.
29 ca. 1933-37. 2 1/2 story frame dwelling with aluminum siding. 3 bay, side hall with double doors.
33 Third-quarter 19th century. 2 1/2 story frame dwelling. Gable end front with returns at the eaves. Windows are 6/6 sash. Side entrance. Concrete foundation. Center chimney. Asphalt shingles.
37 ca. 1933-37. 2 story frame dwelling. Gambrel roof. 3 bay.

Oakland Avenue (#'s 2-80, 15-75)

- #2 Modern (1976). 1 1/2 story frame dwelling.
8 ca. 1925. Two story frame dwelling. Gambrel roof with shed dormers.
14 ca. 1905. Two story frame dwelling. Hip roof with dormers. Rock-faced stone foundation.
18 ca. 1873. 2 1/2 story frame dwelling. Gable end front with return. One story front porch. Brick foundation.
22 ca. 1845. Greek Revival. 2 1/2 story frame dwelling. 3 bay, side hall. Red sandstone foundation. Enclosed 20th century portico.
26 1880's. 2 1/2 story L-form frame dwelling. First story perma-stone front.
30 1880's. 2 1/2 story frame dwelling. Random stone foundation. First story enclosed front porch. Modern window sash.

UNITED STATES DEPARTMENT OF THE INTERIOR
NATIONAL PARK SERVICE

FOR NPS USE ONLY

RECEIVED OCT 31 1977

DATE ENTERED APR 20 1978

**NATIONAL REGISTER OF HISTORIC PLACES
INVENTORY -- NOMINATION FORM**

Bloomfield Green Historic District

Bloomfield

Essex County

New Jersey 034

CONTINUATION SHEET

ITEM NUMBER 7 PAGE 18

- 32 1880's. 2 1/2 story L-form frame dwelling. Windows are 2/2 sash. Gable roof with dormers and exposed rafters. Brick and cobblestone foundation.
- 36 Early 20th century. Shingle style. 2 story frame dwelling with gambrel roof and dormers.
- 40 Early 20th century. Shingle style. Two story frame and shingle dwelling with intersecting cross gable. Brick foundation.
- 68 ca. 1930. 2 1/2 story masonry dwelling. Exposed half-timbering.
- 74 1880's. 2 1/2 story frame cottage.
- 80 1880's. 2 1/2 story frame dwelling. Queen Anne pretensions. Hip roof with dormers and slate roof. Slates are pentagonal. Windows are 2/2 sash. Corbelled massive brick chimney at peak. Clapboarding and scalloped shingles (Photo #47).
- Bloomfield Nursing Home. 86. 1870's. Mansard Victorian. 2 1/2 story dwelling with Mansard roof. Asbestos shingles. 3 bays, with a projecting intersecting gable center hall. Slate roof. Presently owned by Bloomfield College (Photo #46).
- 15 Third quarter 19th century. Simple Greek Revival. 2 1/2 story frame dwelling with a T-form. Gable end front with 3 bay, side hall. Rectangular sidelights and transom at the doorway. One story front porch. Asbestos shingles. Windows are 2/2 sash.
- 21 Third quarter 19th century. 2 1/2 story frame dwelling with gable end front. Greek Revival doorway.
- 27 1830's. Greek Revival. 2 1/2 story, 3 bay, side entrance. Rear addition. Windows are 6/6 sash. Red sandstone foundation.
- 33 ca. 1915. Three 4 story apartment units. Buff brick. Full exposed concrete foundation. H-form. 5 bay first floor. 4 bays above. 7 bays to the side facade. Windows have segmental arches.
- 47

UNITED STATES DEPARTMENT OF THE INTERIOR
NATIONAL PARK SERVICE

FOR NPS USE ONLY
OCT 31 1977
RECEIVED
DATE ENTERED

**NATIONAL REGISTER OF HISTORIC PLACES
INVENTORY -- NOMINATION FORM**

Bloomfield Green Historic District
Bloomfield
Essex County
New Jersey 034

CONTINUATION SHEET

ITEM NUMBER 7 PAGE 19

F. Stone House. 55. 1845-50. 2 1/2 story frame dwelling. Gable roof with gable end front. Roof has exposed rafters. 3 bay, side entrance. Vaguely Greek Revival. Offset side chimney. Windows are 6/6 sash with simple cornice. Brick foundation (Photo #49).

61 1845-50. Two story frame dwelling. Vaguely Greek Revival. 3 bay, side hall. Windows are 6/6 sash. One story turn-of-the-century front porch. Off-set side chimney. Aluminum siding (Photo #49).

73 ca. 1864. 2 1/2 story frame dwelling. L-form. Gable roof with gable end front on Oakland Avenue. 3 bay, side hall. Roof with returns and brackets. Victorian. Windows are 2/2 sash with rounded and flat arches. Sunburst at transom (Photo #48).

75 Bloomfield College Gym. Modern.

Park Place (#'s 1-67)

#1 1895. Corner of Liberty Street. 2 1/2 story frame dwelling. Craftsman Colonial. Hip roof with dormer. One story front porch with round columns (Photo #'s 25, 26).

11 Apartments. ca. 1910. Early brick apartment housing in Bloomfield. While quite different from the residential structures in the district these 4 story edifices blend quite well with the overall scale of the Green and reflect the changing social structure of the area in the early 20th century. H-form with belt coursing and astylized shell molding (Photo #25).

17 Mid-19th century, Late-19th century, Modern. This building is
-23 actually two 19th century units joined by a modern edifice and completely encased in permastone. The south unit is a 2 1/2 story frame dwelling with masonry facing. Stone foundations. 3 bay. T-form. The north unit is late 19th century with 2 1/2 stories and a Mansardic roof with cross gable. There is a 3 bay front with center entrance. One story enclosed portico. Slate roof. Rear wing. The middle unit is a 2 1/2 story modern masonry section (Photo #25).

UNITED STATES DEPARTMENT OF THE INTERIOR
NATIONAL PARK SERVICE

FOR NPS USE ONLY

RECEIVED OCT 31 1977

DATE ENTERED APR 20 1978

**NATIONAL REGISTER OF HISTORIC PLACES
INVENTORY -- NOMINATION FORM**

~~Bloomfield~~ Green Historic District
Essex County
New Jersey 094

CONTINUATION SHEET

ITEM NUMBER 7 PAGE 20

- 27 Apartments. ca. 1915. Four story brick edifice with exposed cellar floor. Seven bays. Flat roof with stepped gable.
- Dr. Wilson House. 35, at Monroe Place. ca. 1885. Queen Anne in style much of the original detail of this building has been obscured by unsympathetic modernization. The proportions are still quite evident. Of particular note is the rope-work motif on the south facade. 2 1/2 story frame dwelling. Truncated hip roof with dormers. Irregular form. One story front porch with turned posts. Asbestos shingles. Stone foundation (Photo #22).
- Theodore Ward House. 41. ca. 1887. Designed by New York architect Clarence W. Smith this is an impressive 2 1/2 story hip-roofed house with truncated top and cross gable. The cross gable has an inset Eastlake style portico. The front porch extends along the entire front facade (Photo #21).
- 49 ca. 1940. 2 1/2 story frame dwelling. 3 bay, center entrance. Concrete foundation (Photo #20).
- Israel Currie Ward House. 53. ca. 1839. Greek Revival. 2 1/2 story frame and clapboard dwelling. Gable roof with returns and barrel-vaulted cross gable. Paired gable end chimneys. Five bay front facade with center hall. Doorway is typical Greek Revival with rectangular transom and sidelights. Windows are all 6/6 sash with entablatures. Large rear wing (Photo #19).
- Capen Ward House. 57. ca. 1937. Two story brick dwelling with small attached two story wing and one story garage. Main unit has 5 bays with a center entrance. Brownstone foundation (Photo #19).
- Caleb Davis House (Presbyterian Manse). 67. 1822, ca. 1890. This structure was originally a 1 1/2 story frame dwelling. Now a 2 1/2 story gambrel-roofed house, it still evidences exterior and interior Federal characteristics. Particularly of note are the elliptical doorway arch and the interior mantels. House reflects organic growth of one of the key residences in Bloomfield. (Photo #58).

UNITED STATES DEPARTMENT OF THE INTERIOR
NATIONAL PARK SERVICE

FOR NPS USE ONLY

RECEIVED OCT 31 1977

DATE ENTERED APR 20 1978

**NATIONAL REGISTER OF HISTORIC PLACES
INVENTORY -- NOMINATION FORM**

Bloomfield Green Historic District
Bloomfield
Essex County

New Jersey 034

CONTINUATION SHEET

ITEM NUMBER 7 PAGE 21

Park Street

#5- Apartments. (see 128 Broad Street).

11

19 Mid-19th century. 2 1/2 story frame dwelling with modern shake shingles. Two bay gable end front with single bay wing. Gable roof with cornice and return. Windows are 6/6 sash with cornice (Photo #54).

21 Late 19th century. 2 1/2 story frame dwelling with aluminum siding. Two bay gable end front. Gable roof. Concrete foundation. One story front porch (Photo #54).

23 Late 19th century. Shingle style. 2 1/2 story dwelling with gambrel roof. 2 story flat-roofed wing. Some 6/6 sash. Asbestos shingles. Brick foundation (Photo #54).

Bohr Houses. 24, 26. Mid-19th century. Two joined rectangular frame dwellings. Both 3 bay, side hall with west gable end chimneys. Number 24 retains many more original features including bracketed eaves, 6/6 windows, and clapboard facing. Number 26 has asphalt shingles, 1/1 windows, modern picture windows on first floor, and a recently boxed cornice at the eaves (Photo #55).

Spruce Street (#'s 10-186)

#10 ca. 1915. Two story frame dwelling. Gambrel roof with shed dormers. Concrete foundation.

14 ca. 1905. Craftsman Colonial. 2 1/2 story frame dwelling with asphalt shingles. Hip roof with dormers. Porch having ionic columns. Rock-faced stone foundation.

18 ca. 1890. 2 1/2 story frame dwelling with aluminum siding. Windows are 2/2 sash. Brick foundation.

22 Modern. 2 story permastone dwelling. Hip roof.

Oakes Hall. 26. ca. 1868. Victorian. 2 1/2 story frame L-form dwelling. Bay window. Gable roof with exposed rafters.

38 1887-90. Shingle style. 2 1/2 story irregular frame dwelling with a gambrel and gable roof. Aluminum siding.

UNITED STATES DEPARTMENT OF THE INTERIOR
NATIONAL PARK SERVICE

FOR NPS USE ONLY

RECEIVED OCT 31 1977

DATE ENTERED

**NATIONAL REGISTER OF HISTORIC PLACES
INVENTORY -- NOMINATION FORM**

Bloomfield Green Historic District
Bloomfield
Essex County
New Jersey 034

CONTINUATION SHEET

ITEM NUMBER 7 PAGE 22

- Stone House. 48. 1883-85. L-form 2 1/2 story frame dwelling. Gable roof.
- 54 1883-85. 2 1/2 story L-form frame dwelling. Windows are 2/2 sash. Gable roof.
- 58 1883-85. Vaguely Queen Anne. 2 1/2 story L-form frame dwelling with clapboard, irregular shingles, and brick foundation. Victorian porch. Gable roof with exposed rafters (Photo #43).
- 60 1883-85. Vaguely Shingle style. 2 1/2 story L-form frame dwelling. Gable roof with exposed rafters and scalloped shingles above the eaves. Porch. Slate roof (Photo #43).
- 64 1883-85. Shingle style. 2 1/2 story frame dwelling with shake shingles and gambrel roof. Brick foundation (Photo #43).
- 68 1830's. Simple 2 story frame dwelling with rear wing. 3 bays, side hall. Gable roof. Modern wood shingles. Modern single pane sash. Porch (Photo #44).
- Women's Center. 102. ca. 1930. Two story frame dwelling with gambrel roof.
- 126 Mid-19th century. 2 1/2 story frame dwelling with gable end front. Gable roof with return. 5 bay front with south side entrance. Modern shingles. Broad center brick chimney. Windows are 6/6 sash. Brick foundation.
- 132 1860's. 2 1/2 story L-form frame dwelling. Gable end 3 bay front with return at eaves. Windows are modern but framing exhibits original cornice. Brick foundation.
- 134 1920's. 2 1/2 story frame dwelling. 3 bay, side entrance. Gable roof with shed dormer. Concrete foundation.
- 136 1933-37. Two story gambrel roofed frame dwelling. Manufactured stone foundation. Shed dormer. Exposed rafters.
- 174 Mid-19th century. 2 1/2 story frame dwelling with 1 1/2 story rear wing. Asbestos shingles. Gable roof with return. Windows are 6/6 sash. 3 bay, side entrance.

UNITED STATES DEPARTMENT OF THE INTERIOR
NATIONAL PARK SERVICE

**NATIONAL REGISTER OF HISTORIC PLACES
INVENTORY -- NOMINATION FORM**

FOR NPS USE ONLY	
RECEIVED	OCT 31 1977
DATE ENTERED	APR 20 1978

Bloomfield Green Historic District
Bloomfield
Essex County New Jersey 034

CONTINUATION SHEET


ITEM NUMBER 7 PAGE 23

- 180 Late 19th century. Two story frame edifice. Original store front. Windows are 6/6 sash.
- 182 1930's. Two story frame dwelling.
- 184 Late 19th century. 2 1/2 story L-form frame dwelling. Gable roof with return. Windows are 2/2 Victorian sash. Bay front. Brick foundation.
- 186 Mid-19th century. Two story frame dwelling. 3 bay, side hall. Flat roof with brackets. Windows are 6/6 sash.

State Street (#'s 21-71)

- Sacred Heart Rectory and Convent. 21. 1902. 2 1/2 story brick building. Gambrel roof with Jerkinhead gable. Seven bay by three bay. Cast-iron columns on one story front portico. Property enclosed by an iron fence.
- 41 1883. 2 1/2 story frame dwelling with gable end front. 3 bay, side entrance. Simple gable roof. One story enclosed front porch. Brick foundation (Photo #55).
- 45 Third quarter 19th century. 2 1/2 story, 3 bay, side hall, rectangular frame dwelling. Gable end front. Gable roof with return. Windows are Victorian 2/2 sash. Modern one story front porch (Photo #55).
- 49 Third quarter 19th century. Same as #45 except Victorian one story front porch with turned posts and sawn brackets (Photo #55).
- 69 Early 20th century. 2 1/2 story rectangular frame dwelling. Gable roof with rectangular frame dwelling. Gable roof with exposed rafters. Shed dormer. Concrete foundation.
- 71 Early 20th century. 2 1/2 story frame dwelling with gambrel roof. Two bay gable end front. Manufactured stone foundation.

UNITED STATES DEPARTMENT OF THE INTERIOR
NATIONAL PARK SERVICE



**NATIONAL REGISTER OF HISTORIC PLACES
INVENTORY -- NOMINATION FORM**

Bloomfield Green Historic District
Bloomfield
Essex County
New Jersey 034

CONTINUATION SHEET

DESCRIPTION

ITEM NUMBER

PAGE

2

The late 19th century dwellings have a much more irregular composition, but are still usually 2 1/2 stories, possibly with combined clapboard, imbricated shingles, a high brick or brownstone foundation, and irregular fenestration. Details often have Eastlake or Queen Anne characteristics.

The 20th century residences are much simpler buildings with austere fenestration and plain lines.

The apartment complexes in the district generally take on a common building form. From an aerial view these four to five story brick edifices take on an H-plan.

There are several public or quasi-public and religious building facilities; college administration and classroom buildings; Presbyterian, Catholic, Lutheran, and Methodist Episcopalian churches; a library; and a civic center.

The district terminates at Spruce Street to the east. This street is just west of the Garden State Parkway and the intermediate block establishes a screen for the historic district.

The northern terminus of the district is the Erie Railroad right-of-way and the modern (1970's) housing development at Rosewood Terrace.

The western border of the district is State Street, one block beyond the Green. The character of the structures beyond State Street is different from those south of the Green and consequently were not included in the district.

Beyond the southern terminus of the district is Bloomfield's Central Business District, differing substantially from the residential atmosphere of the Bloomfield Green Historic District.

UNITED STATES DEPARTMENT OF THE INTERIOR
NATIONAL PARK SERVICE

FOR NPS USE ONLY	
RECEIVED	OCT 31 1977
DATE ENTERED	APR 20 1978

**NATIONAL REGISTER OF HISTORIC PLACES
INVENTORY -- NOMINATION FORM**

Bloomfield Green Historic District

Bloomfield

Essex County New Jersey 034

CONTINUATION SHEET

SIGNIFICANCE

ITEM NUMBER

PAGE 2

While the buildings herein singled out are architecturally front line, numerous others represent the work of master builders evident in the area. Their buildings reflect traditional values and the conservative nature of the construction trade combined with newly espoused ideas, methods, and designs of a particular era, oftentimes manifested in an awkward product.

The First Presbyterian Church on the Green (HABS-NJ-6-60) is an excellent example of Federal Church architecture as adapted to the red sandstone construction techniques of Essex County. This meetinghouse form edifice is one of the few remaining 18th century buildings of its type in the state. (Photos #1+5)

Seibert Hall (467 Broad Street). Although capped by a Mansard roof in 1887, this pretentious Federal style edifice is one of the last remaining early 19th century massive educational buildings in New Jersey. The elaborate wrought-iron grillwork on the front portico is particularly noteworthy. (Photo #27)

Madame Cooke's School (112 Broad Street). Although with some cosmetic alterations this house still exhibits characteristics and details establishing the structure as one of the premier Greek Revival/Empire building in Essex County. (Photo #38)


The Joseph Davis House (407 Franklin) is a very good example of the Gothic Revival style. Quite similar to designs in Andrew Downings The Architecture of County Houses, the detailing in this building, however, is meager. (Photo #39)

Davey House (317 Belleville Avenue) is a good example of a simplified 19th century Victorian Italianate suburban residence. (Photo #15)

The form of the Theodore Ward House (41 Park Place) is excellent, but this late 19th century residence has been somewhat diminished in appearance by unsympathetic renovations. Still retains some exceptional Eastlake detailing. (Photo #21)

Wilson House (35 Park Place, at Monroe) is a superior Queen Anne style building with particularly noteworthy rope-work design on the south facade. (Photo #22)

UNITED STATES DEPARTMENT OF THE INTERIOR
NATIONAL PARK SERVICE



**NATIONAL REGISTER OF HISTORIC PLACES
INVENTORY -- NOMINATION FORM**

Bloomfield Green Historic District
Bloomfield

Essex County New Jersey 034

CONTINUATION SHEET

SIGNIFICANCE

ITEM NUMBER

PAGE 3

The S. C. Stout House is a particularly fine example of Shingle style architecture. Almost totally unaltered featuring egg and dart molding, shingle pattern variations, and entrance doorway. The total being visually enhanced by the corner lot landscape features. (Photo #40)

Westminster Presbyterian Church and Jarvie Memorial Library. The church was built in 1890 and is a good example of the Richardsonian Romanesque style. (Photo #31) The Jarvie Library was built over a decade later but conforms to the overall style of the church. (Photo #32)


The architecture of the Jarvie Library was John F. Capen (1865-1927). His two other commissions in Bloomfield, the Public Library (1927) and Helen's Manse (1917), are totally unlike the Jarvie Memorial, a complementary addition to the church. The Library and Helen's Manse are Colonial Revival buildings as were, apparently, most of Capen's works.

The Sacred Heart Church, designed by noted Catholic architect Jeremiah O'Rourke (1833-1915), done in poly-chrome brick, is an excellent example of Romanesque Revival style. O'Rourke designed numerous churches and buildings in nearby Newark (including the Sacred Heart Cathedral), but this is his only known commission in Bloomfield. (Photo #34)

Bloomfield Center School (185 Liberty), built in 1884 and added to in 1893, is a combination of two styles - Classical Renaissance Revival and the Queen Anne Colonial. The Renaissance Revival can be viewed in the overhanging roof, the articulation of the upper story as an entablature, the heavy horizontal base and the frontal pilaster colonnade. The Queen Anne influence is seen in the brick quoining, elliptical arches, Georgian proportions, diamond panes, and baroque terra cotta motifs. The school is a fine example of educational architecture with decorative treatment seldom seen in New Jersey schools of the period. (Photo #45)

Knox Hall (463 Franklin Street) is a small Classical Revival style building which is unusual in that it is overshadowed in size and scale by Seibert Hall, a building one hundred years its senior. Knox, however, is quite pleasant with its six Ionic columns in antis and sturdy appearance. (Photo #27)

UNITED STATES DEPARTMENT OF THE INTERIOR
NATIONAL PARK SERVICE



**NATIONAL REGISTER OF HISTORIC PLACES
INVENTORY -- NOMINATION FORM**

Bloomfield Green Historic District

Bloomfield

Essex County New Jersey 034

CONTINUATION SHEET

SIGNIFICANCE

ITEM NUMBER

PAGE 4

Bloomfield High School (160 Broad Street) is a good example of the Neo-Classical Revival style. Attached to the south of the main block is an Art Deco gymnasium. The main school was designed by J. Granville Jones. (Photo #53)

COMMUNITY PLANNING

The Bloomfield Green is one of the few extant town greens in New Jersey's urban landscape. Of the towns established in the state in the 18th century, only Morristown in Morris County can boast of a similar town green. The Morristown Green, however, in addition to being smaller, does not have the aesthetic suburban surroundings as does the Bloomfield Green.

The majority of New Jersey's urban places of the 18th century appear unplanned and irregular. Consequently, the Bloomfield Green, established in the late 18th century, is quite unusual for New Jersey in form and unique in application since it is the largest town green in the state.

While this unusual green was not the product of the founding fathers intentional plan, the virtual fact that it has remained relatively intact for nearly two centuries establishes this as an early example of successful park planning in the state.


In the 19th century the Green was always described as the center of one of the most helpful and pleasant villages in New Jersey. The Green today still remains the cultural and communal center around which the town revolves.

EDUCATION

As Bloomfield expanded, its education system reflected that growth, if sometimes only belatedly. Earlier schools were either private religiously oriented institutions or academies restricted to only families of substantial means. These seminaries responded only to the needs of a few - those who could afford education for their children.

Three of the earliest schools in Bloomfield - the Seminary, Madam Cooke's School, and Dr. Seymour's Academy were private and did not provide for a broad-based education system.

UNITED STATES DEPARTMENT OF THE INTERIOR
NATIONAL PARK SERVICE



**NATIONAL REGISTER OF HISTORIC PLACES
INVENTORY -- NOMINATION FORM**

Bloomfield Green Historic District

Bloomfield

Essex County New Jersey 034

CONTINUATION SHEET

SIGNIFICANCE

ITEM NUMBER

PAGE 5


By the last quarter of the 19th century a strong sentiment had been generated for a full public education system, at least on the elementary level. One of these schools, the Park Grammar School (1871) was erected at about the beginning of this movement, and, another, the Center Street School, represents the final stages of this program.

With the turn of the 20th century came the maturation of the state's public secondary school system. The Center School hints of such a transition and the change is clearly evidenced by the Bloomfield High School, a regional facility built in 1911 to accommodate all of Bloomfield's secondary students in one massive complex. While the educators did not anticipate the subsequent spectacular growth of the city and needed additional schools, this facility is still functioning.

Within the historic district of the Bloomfield Green, then, can be traced evolution of over 150 years of education in New Jersey - from its elitist beginnings to its massive populist concepts of contemporary culture.

The Bloomfield Academy was founded in 1807 as an education center for young men training for the Presbyterian ministry. Considering the small nature of the village at the time, this 3 1/2 story brick building was a most pretentious early 19th century educational facility. It was one of New Jersey's leading institutions. While the building passed into private hands sometime in the 19th century, it continued to function as a private school until 1866 when James H. Rundell sold the building to the German Theological School of Newark. This school was oriented to preparing German immigrants for the ministry. It was founded in the late 1840's in response to the tremendous influx of Germans into New Jersey as a result of the Revolution of 1848 in Europe. Originally headquartered in Newark, the Board of Directors ordered a move to the Bloomfield Academy in 1866. Instruction began sometime between 1868, when an educational charter was granted, and 1872. The Academy building was known as the German Theological School of Newark until 1913 when it became the Bloomfield Theological Seminary. In 1886, while still the German School, the directors added ten rooms to the building via a Mansard roof. Later named Seibert Hall, this building continues to be used for educational/administrative purposes for Bloomfield College.

UNITED STATES DEPARTMENT OF THE INTERIOR
NATIONAL PARK SERVICE



**NATIONAL REGISTER OF HISTORIC PLACES
INVENTORY -- NOMINATION FORM**

Bloomfield Green Historic District
Bloomfield
Essex County
New Jersey 024

CONTINUATION SHEET SIGNIFICANCE ITEM NUMBER PAGE 6

Alongside Seibert Hall is Knox Hall, built in 1914 just after the Seminary was renamed and while it was experiencing a major growth period. This Neo-Classical Revival edifice functions as a gymnasium chapel, library, and classrooms for Bloomfield College.

The early success of the Academy was probably a partial encouragement for other boarding schools to locate nearby. The most prominent was Madame Harriet B. Cooke's School or the Bloomfield Female Seminary which provided a religiously and intellectually oriented but limited education for women. This school was established in 1836 functioning late into the 19th century. It is one of the oldest extant buildings in New Jersey which was devoted exclusively to educating women. The Dr. Seymour Academy is another of these academies.

Bloomfield was a pioneering city in establishing a free public school system in 1849. Although no buildings are extant from that era, City High School, built in 1871 at a cost of \$29,000, still stands. This is probably the oldest consolidated public high school in the county and one of the oldest in New Jersey.

The first permanent public library in Bloomfield was housed in the Jarvie Memorial Building, a gift from James N. Jarvie in memory of his mother and father.

Later, in 1927, the Bloomfield Public Library replaced Jarvie as a full service library facility.


MILITARY

The Bloomfield "Green" was originally created as a parade grounds for training militiamen during the American Revolution.

RELIGION

The deity has also had a firm role in the development of Bloomfield and the Green. Being the residential and community core of the town, many of the city's most important religious edifices are within the Bloomfield Green district and span a time period of the late 18th to late 19th century. This only refers to the buildings architecturally, however. As religious buildings all the churches continue to be influential organizations in the city.

UNITED STATES DEPARTMENT OF THE INTERIOR
NATIONAL PARK SERVICE



NATIONAL REGISTER OF HISTORIC PLACES

INVENTORY -- NOMINATION FORM

Bloomfield Green Historic District

Bloomfield

Essex County

New Jersey 034

CONTINUATION SHEET

SIGNIFICANCE

ITEM NUMBER

PAGE 7

The earliest and most prominent church was the Presbyterian Church on the Green. Built in 1796 this fine Federal-style meetinghouse edifice functioned as the only Presbyterian church in Bloomfield until the 1880's when the larger Westminster Church was erected. The First Presbyterian Church, though, is still active.

Due to the subsequent population increase, Westminster Presbyterian Church was built to accommodate the additional resultant parishioners. This Romanesque structure cost some \$50,000 to erect. While Westminster was meant to replace Old First on the Green, it never totally supplanted the traditional meetinghouse.

The Episcopal Church in Bloomfield was established in 1858 and at first was located at Liberty Street. Destroyed by fire in 1893, the new edifice was erected at Bloomfield and Park Avenues and served the needs of Episcopalians of both Bloomfield and Glen Ridge.

In 1878 the Church of the Sacred Heart was organized to serve the rapidly expanding Catholicism of Bloomfield. The first chapel was erected in the 1880's, but the current Romanesque style church, at the corner of Broad and Liberty, was built in 1892.

UNITED STATES DEPARTMENT OF THE INTERIOR
NATIONAL PARK SERVICE

FOR NPS USE ONLY
RECEIVED
OCT 31 1977
DATE ENTERED

**NATIONAL REGISTER OF HISTORIC PLACES
INVENTORY -- NOMINATION FORM**

Bloomfield Green Historic District
Bloomfield
Essex County
New Jersey 034

CONTINUATION SHEET

ITEM NUMBER 10 PAGE 1

VERBAL BOUNDARY DESCRIPTION CONT'D:

thence proceed along State Street 1600 feet S until you reach Liberty Street;
thence proceed along Liberty Street 400 feet until you reach Franklin Street;
thence proceed along Franklin Street 1500 feet SE until you reach Montgomery
Street; thence proceed 550 feet E along Montgomery Street until you reach
the point of origin.

"The Green"
 Historic District
 Bloomfield, New Jersey 07003



PROPERTY OWNERS

<u>Block</u>	<u>Lot</u>	<u>Owner (address if different)</u>	<u>Location</u>
245	1,3	✓Church of the Sacred Heart	76 Broad Street
245	4,7	✓Town of Bloomfield Municipal Plaza, Blfd. 07003	84,90 Broad Street
245	10,30	✓S.H. & V. Halper, Med. Building Sugarst. Rd. St. Thomas, V.I.	98 Broad Street, 41 State Street
245	12	✓Morris & Rachel Harris	102 Broad Street
245	14	✓Guy Haskins & David Hack	106 Broad Street
245	16	✓Elizebeth R. Haskins 61Gould Place North Caldwell, N.J. 07006	112 Broad Street
245	18,25, 27	✓Park Methodist Church 22 Oak Street, Bloomfield	118 Broad Street, 24 Park Street, 48 State Street
245	26	✓Victoria Gailuzzo	26 Park Street
245	29	✓May E. Venner	45 State Street
245	31	✓Muriel Construction 50 Broad Street, Bloomfield	37 State Street
246	1	✓Town of Bloomfield	The Town Green
248	1	✓Jessie Baughton	23 Park Street
248	2	✓Anthony & Patricia Longo	21 Park Street
248	3	✓Joseph & Ruth Woods	19 Park Street
248	4	✓Philip & David Mandelbaum 17 Academy Street, Newark	128 Broad Street
248	18,19, 23	✓The Board of Education 155 Broad Street Bloomfield, N.J. 07003	20 Park Avenue, Park Avenue, 71 State Street
250	1	✓The Board of Education	160 Broad Street
251	1	✓Town of Bloomfield	The Town Green
251	5	✓Bloomfield Presbyterian Society	67 Park Place
251	10	✓Joseph & Elizebeth Maryanski	101 Beach Street
251	12	✓Wm. & Nora LaRocca	99 Beach Street
251	14,16	✓Peter & Kathleen Garrone	91 Beach Street
251	18	✓Aido & Mirella DeCerce	14 Elm Street
251	20	✓Wm. R. & Mary Gray & E.M. Stripp	14 Church Street
251	23	✓George & Ruth Hoffmire	18 Church Street
252	1	✓Bloomfield Presbyterian Society 67 Park Place, Bloomfield	147 Broad Street
252	5,10	✓Parkview Nursing Home Inc.	15 Church Street, 7 Church Street
252	15	✓Ralph Salerno & Nicholas Amato	320 Belleville Avenue
252	17	✓American Red Cross	324 Belleville Avenue
252	19	✓Albert & Helen Priore	328 Belleville Avenue
252	21	✓Gene & Lucille Napoliccilo	332 Belleville Avenue
252	23	✓The Board of Education	155 Broad Street
242	13	✓Town of Bloomfield	The Town Green
242	1,5, 8, 10, 12, 25	✓Bloomfield College Bloomfield, N.J.	Campus
242	27	✓Marian Moore	12 Austin Place
283	10	✓Joseph & Patricia Barry	31 Elm Street
283	13	✓William Florence	33 Elm Street

"The Green" Property Owners
Bloomfield, N.J. 07003

(continued)

<u>Block</u>	<u>Lot</u>	<u>Owner</u> (address if different)	<u>Location</u>
283	14	✓John & Virginia Lollos	312 Belleville Avenue
283	17	✓Francis & Elizabeth Quinn	306 Belleville Avenue
283	20	✓Edward & Dorothy Chesnavich	302 Belleville Avenue
282	1	✓Theodore & Maude Dunn	35 Park Place
282	5	✓Charles & Bernice Yacenda	87 Monroe Place
282	6	✓Szczezan & Lina Danik & M.&A. Castagno	83 Monroe Place
282	8	✓Lois Seifried	79 Monroe Place
282	9	✓Anthony Fabio	75 Monroe Place
282	10	✓Theodore & Judith Radomski	71 Monroe Place
282	11	✓Walter & Mary Puirkoski	67 Monroe Place
282	13	✓Bloomfield College Bloomfield, N.J.	61 Monroe Place
282	16	✓Monroe Management	55 Monroe Place
282	20	✓John L. & Joann Grecco	43 Monroe Place
282	22	✓John & Barbara Creeden	41 Monroe Place
282	23	✓Carol Jervis	37 Monroe Place
282	24	✓Robert V. & Lorraine Purcell 16 Oakland Avenue, Glen Ridge, N.J.	33 Monroe Place
282	25	✓A. Verstraete & R.&L. Purcell	35 Monroe Place
282	27	✓Joseph & Helen Shiwodich	25 Monroe Place
282	29	✓Edith Irwin	124-126 Spruce Street
282	31	✓Patrick & Francis Carbin	132 Spruce Street
282	33	✓Lena & John L. Hynes	134 Spruce Street
282	34	✓John & Pamela Baszczewski	136 Spruce Street
282	35	✓Arnold & Rachel Parios	38 Beach Street
282	36	✓Jennie Maryanski	40 Beach Street
282	38	✓Bernard & Anastasia Costello	44 Beach Street
282	40	✓Bloomfield College Bloomfield, N.J.	46 Beach Street
282	43	✓Joseph Savino Jr.	50 Beach Street
282	45	✓Joan R. Burrows 97 Town Center Br., West Orange, N.J.	60 Beach Street
282	47,50	✓Henry & Anne Sant Ambrogio	70 Beach Street
			74 Beach Street
282	51	✓Antoinette Bergamino	80 Beach Street
282	55,58	✓The Estate of Eugene C. Mehrhof	86 Beach Street, 90 Beach Street
282	60	✓Carl Schopfer	57 Park Place
282	63	✓Peter J. & Rosemary H. Cass	53 Park Place
282	65	✓Ann Torrisi	49 Park Place
282	67	✓Walter J. & Dorothy Van Ness	41 Park Place
281	1,4	✓Bloomfield College Bloomfield, N.J.	1 Park Place, 229 Liberty Street
281	6	✓Chamberlain Realty 38 Oakridge Road, Bloomfield, N.J.	225 Liberty Street
281	8	✓Bloomfield College Bloomfield, N.J.	211 Liberty Street
281	18, 24	✓Liberty Associates ✓ 33 Evergreen Place, East Orange, N.J.	189 Liberty Street, 177 Liberty Street
281	22	✓Patrick & Lillian Pico	185 Liberty Street

"The Green"Bloomfield, N.J. 07003Property Owners

<u>Block</u>	<u>Lot</u>	<u>Owner (address if different)</u>	<u>Location</u>
281	29,35, 36,37	✓ Bloomfield College Bloomfield, N.J.	165 Liberty Street, 102 Spruce Street, 28 Monroe Place, 30 Monroe Place
281	38	✓ Ella Cutting	32 Monroe Place
281	39	✓ Bloomfield Home for the Aged	34 Monroe Place
281	42	✓ George & Elizebeth Latham	42 Monroe Place
281	44	✓ Lena Jones	46 Monroe Place
281	46	✓ William & Barbara Berbaum	50 Monroe Place
281	47	✓ Robert & Dorothy Knerr	52 Monroe Place
281	49	✓ Michele Bellochio	56 Monroe Place
281	50	✓ Gilbert & Elizebeth Gibbons	60 Monroe Place
281	52	✓ Bloomfield College Bloomfield, N.J.	64 Monroe Place
281	53	✓ Viola Peterson & Rose Pennington	68 Monroe Place
281	55,56	✓ Bloomfield College Bloomfield, N.J.	72 Monroe Place, 76 Monroe Place
281	57	✓ Robert J. & Theresa Ross	80 Monroe Place
281	59	✓ R. Kunreuther & L. Weil 18 Beaver Street, Newark, N.J.	88 Monroe Place
281	63	✓ Mildred Higgins & J. Goekner 625 Main Avenue, Passaic, N.J.	27 Park Place, 92 Monroe Place
281	68	✓ Albert Klidge & Arthur Corneliusen	17&23 Park Place
281	75	✓ Estate of Amelia Jasieniecki	11 Park Place
275	1	✓ Bloomfield College Bloomfield, N.J.	61 Fremont Street
275	3	✓ L.C. Gaudlin & A.J. & A. Handel	59 Fremont Street
275	5	✓ Richard & Mary Filippone	53 Fremont Street
275	7	✓ Salvatore & Dorothy Rudo	49 Fremont Street
275	9	✓ Kenneth & Gladys Gardner	62 Oakland Avenue
275	11	✓ Bloomfield College Bloomfield, N.J.	68 Oakland Avenue
275	13	✓ John & Mary Ann Bauer	74 Oakland Avenue
275	15	✓ John & Janet Wengel	80 Oakland Avenue
275	17	✓ Bloomfield College Bloomfield, N.J.	86 Oakland Avenue
275	19	✓ The Board of Education 155 Broad Street, Bloomfield, N.J.	198 Liberty Street
275	22	✓ St. John's Lutheran Church	208 Liberty Street
275	26	✓ Bloomfield College Bloomfield, N.J.	25 Austin Place
275	27	✓ Helmut Schmid 31 Monghan Road, Edison, N.J.	23 Austin Place
275	28	✓ Jessie Raab	21 Austin Place
275	29	✓ Bloomfield College Bloomfield, N.J.	19 Austin Place
276	1	✓ Thomas & Helen Verniero	55 Oakland Avenue
276	2	✓ Mary Ellis	61 Oakland Avenue
276	3,4	✓ Bloomfield College Bloomfield, N.J.	65 Oakland Avenue, 69 Oakland Avenue
276	6	✓ Irene Maher	73 Oakland Avenue
276	7,8, 12	✓ Bloomfield College Bloomfield, N.J.	172 Liberty Street

"The Green"Bloomfield, N.J. 07003Property Owners

<u>Block</u>	<u>Lot</u>	<u>Owner</u> (address if different)	<u>Location</u>
276	13	✓Carl & Martha Rathgeber	166-168 Liberty Street
276	15	✓Salvatore & Sheila Melillo	164 Liberty Street
276	16	✓Metro & Anna Semunchick	68 Spruce Street
276	18,20	✓Bloomfield College Bloomfield, N.J.	64 Spruce Street 60 Spruce Street
276	24	✓Elizebeth Millar	54 Spruce Street
276	26	✓Joseph & Florence Labruzzo	48 Spruce Street
272	1	✓295 Montgomery Associates	295 Montgomery Street
272	5	✓Donald Marshall 26 Oakland Avenue, Bloomfield, N.J.	15 Oakland Avenue
272	7	✓Salvatore Sgroi	21 Oakland Avenue
272	9	✓Francis & Maria Degnan	27 Oakland Avenue
272	11,15	✓Dale Realty, Park Avenue Bloomfield, N.J.	33-39 Oakland Avenue 47 Oakland Avenue
272	20	✓Wilfred Leeming, 282 Glenwood Avenue (McCoy) Bloomfield, N.J.	24 Fremont Street
272	26	✓John T. & Amy Pester	26 Spruce Street
272	28	✓John & Alice Rabello	22 Spruce Street
272	30	✓Charles Smith	18 Spruce Street
272	31	✓Herbert Matthews	14 Spruce Street
272	32	✓Frank & Marie Maltern	10 Spruce Street
272	34	✓Lillian Klemn & H.P. Walker	281 Montgomery Street
272	35	✓Arthur & Bertha Weidman	285 Montgomery Street
272	36	✓Donald P. Mc Neely	287 Montgomery Street
271	11	✓Kathleen McCarthy	383 Franklin Street
271	3	✓Grace & Ester C. Conner	391 Franklin Street
271	5	✓Chas. Cheskin & Felix Rospond	395 Franklin Street
271	7	✓Anna Kriso	401 Franklin Street
271	8	✓Bussin & Dretel 1310 Broad Street, Bloomfield	409 Franklin Street
271	12	✓Joseph Ratner 342 Madison Avenue, N.Y., N.Y.	425 Franklin Street
271	25	✓Mary Moran	58 Fremont Street
271	26	✓Rosemary McCloskey 61 Carteret Street, Bloomfield	54 Fremont Street
271	28	✓John & Dessa Taylor	50 Fremont Street
271	30	✓Ernest & Elizebeth Cann	48 Fremont Street
271	31	✓John & Irene Palmaffy	44 Fremont Street
271	33	✓Arnold & Irene Trzepacz	40 Oakland Avenue
271	34	✓Emily Marie Kerner Rovinsky	36 Oakland Avenue
271	35	✓Sophia Marcus	32 Oakland Avenue
271	37	✓Frank & Lilian Skinner	30 Oakland Avenue
271	38	✓Donald Marshall	26 Oakland Avenue
271	39	✓Edith & James Curley	22 Oakland Avenue
271	41	✓Robert & Barbara Cox	18 Oakland Avenue
271	43	✓Peter & Mary Gingeleskie	14 Oakland Avenue
271	44	✓Ward & Ruth Soper	8 Oakland Avenue
271	45	✓Carl F. & Alice Hofbauer	2 Oakland Avenue
271	46	✓Maximilian & Eleanor Hubach	307 Montgomery Street
517	1	✓John A. Strazza	207 Broad Street
517	2	✓Town of Bloomfield	The Town Green
517	4	✓Community Funeral Home 337 Belleville Avenue, Bloomfield	199 Broad Street
517	9	✓John F. & Anne Davis	187 Broad Street

"The Green"Bloomfield, N.J. 07003Property Owners


<u>Block</u>	<u>Lot</u>	<u>Owner</u> (address if different)	<u>Location</u>
517	11	✓ Mary E. Boylan	185 Broad Street
517	12	✓ Henry H. & Helen Sierk	183 Broad Street
517	13	✓ Monroe Management 55 Monroe Place	349 Belleville Avenue
517	14	✓ William & Gloria Antonucci	343 Belleville Avenue
517	15	✓ Community Funeral Home	337 Belleville Avenue
517	17	✓ Van Tassel Community Funeral Home 337 Belleville Avenue, Bloomfield	329 Belleville Avenue
517	20	✓ Edward & Beatrice Quinn	323 Belleville Avenue
517	23	✓ Frank Leo & Joseph Diaz	317 Belleville Avenue

The above was compiled from the records of the Assessor, Town of Bloomfield and represents a complete listing of the property owners of record as of February 28, 1977 within the delineated historic district.

Richard Peter Rozewski

Richard Peter Rozewski
 Preservation Coordinator
 Bloomfield Area Environmental
 Action Group Inc.
 90 Broad Street
 Bloomfield, New Jersey 07003

March 3, 1977



District Listed

TAX REFORM ACT

MAY 25 1978

"The Incentive"
Historic District
Bloomfield, New Jersey 07003

IN REPLY TO THE
completion of List

<u>Block</u>	<u>Lot</u>	<u>Owner (address if different)</u>	<u>Location</u>
272	23	Peter and John Aran	279 Montgomery Street
283	1	Walter and Erika Marshall	17 Elm Street
283	2	Lawrence and Caroline Frank	51 Church Street East
283	4	Ernest and Edita Hanson	53 Church Street East
283	5	Ralph and Eleana Klopfer	54 Church Street East
283	6	Waren and Paula Fishman	55 Church Street East
283	7	Clarence Noel	56 Church Street East
283	8	Loretta Bridgens	57 Church Street East
283	9	Mildred F. Stone	58 Church Street East
283	22	Henry and Rosemarie Wrzosek	300 Belleville Avenue
283	24	Frank C. and Helen A. Jorgensen	298 Belleville Avenue
283	25	Gerardo and Hellen Pontanazza	296 Belleville Avenue
283	26	Frank A. and Bertie Summa	294 Belleville Avenue
283	27	Madeline Carola	40 Oak Street
283	28	Gennaro and Concetta Davino	38 Oak Street
283	29	Vincenzo and Piera Gagliano	34 Oak Street
283	31	Josephine and Harry Nowick	30 Oak Street
283	32	Marc E. and Dorothy Oppenheimer	26 Oak Street
283	33	Park Methodist Church of Bloomfield	22 Oak Street
283	34	Robert and Lois Hoerig	18 Oak Street
283	36	John Gannon	10 Oak Street
283	37, 38,	Dorothy L. Hall	61 Beach Street
283	39		
283	40	Lenore E. Hancock	71 Beach Street
283	35	Agnes E. Killian	14 Oak Street
283	41	Dorothy Traulsen	75 Beach Street
283	42	Peter and Maryann Dorn	81 Beach Street
284	1	Jerrie and Jessie Luongo	45 Beach Street
284	2	Donato and Concetta Beloro	15 Oak Street
284	4	Paul and Concetta Di Cicco	19-21 Oak Street
284	7	E. Reilly, Jr.	25 Oak Street
284	6	E. Donald and Ruth Croushan	29 Oak Street
284	10	Accursio and Amalia Casaro	33 Oak Street
284	11, 14	Frank V. and Marion Maccario	37 Oak Street
284	12	Erie Lackawanna R. R. Co.	39 Oak Street
284	16	Evelyn Bossic and Gertrude Lowell	186 Spruce Street
284	18	Cataldo and Julia Vazzano and Domenick Ruggiero	184 Spruce Street
284	19	Edwardo H. and Mildred Scavano	182 Spruce Street
284	20, 21	Esther and Louis Newman	180 Spruce Street
284	22	Maria Guiliano	174 Spruce Street
284	24	Anthony and Filomena Giordano	39 Beach Street
284	27	Catilda Lusardi	41 Beach Street