



The Hunter-Dulin Building
SAN FRANCISCO, CALIFORNIA

Photo One
Circa 1930


Looking Southwest at the NORTHEAST CORNER of the Building, the 160' long Sutter Street elevation with its 2-STORY CENTRAL ENTRY ARCH is ON the Right. The 100' long Montgomery Street elevation is visible in the foreground and to the left, and shows the ORIGINAL GROUND FLOOR STORE FRONT design.



The HUNTER-Duwin Building
SAN FRANCISCO, California

Photo 2

Looking Southwest AT THE Northeast corner of the Building today. Street trees are visible along SUTTER Street, right, with the DARREL-Vaulted CONTEMPORARY GLASS CROCKER GALLERIA just west of the Building. The 1960's 44 Montgomery Street is PARTIALLY visible ON THE FAR left of the photo.



The Hunter-Dulin Building
SAN FRANCISCO, California

Photo 3


Looking South across Sutter Street at the central entry arch of the Hunter-Dulin Building. Note small openings on either side leading to commercial spaces; above each is a medallion representing one of the four seasons. Windows above medallions are at the second floor, the space originally occupied by Hunter, Dulin & Company. The entry vestibule with its hanging chandelier is visible beyond the arch. SEE Photo 6.



The HUNTER-DULIN Building
SAN FRANCISCO, California

Photo 4


Close-up of a typical small opening with flat header. Of particular interest are the two men's faces in terra cotta that look across the opening at one another.



The HUNTER-DULIN Building
SAN FRANCISCO, California

Photo 5

Looking Southwest at the WESTERLY PORTION of the CENTRAL ENTRY ARCH. This Close-up View highlights the different but compatible pilaster patterns, each with a different and intricate Capital. Note that the pattern of the inner-most pilaster changes above the Spring line while patterning of the others continues above.



The HUNTER-DULIN Building
SAN FRANCISCO, California

Photo 6

Looking South through the CENTRAL ENTRY ARCH to the PARREL-VAULTED COFFERED CEILING of the entry vestibule from which the MULTI-FACITED GLASS AND BRONZE ENAMELED LIGHT FIXTURE HANGS. Note the CRESTED METAL ENFRAMEMENT ABOVE the REVOLVING DOORS that CONTINUES along the SIDE WALLS. ABOVE and somewhat RECESSED is a FACITED BRONZE AND GLASS element that MAKES the EXTERIOR VISIBLE FROM and BRINGS light to the LOBBY. See PHOTO 20. Note that this element is pulled back at the TOP of each side to allow for the HEAD of a man used AS a BRACKET.

The TYMPANUM AND TRI-PARTITE PANEL beneath ARE IN RELIEF, and are the SAME COLOR, MATERIAL and DESIGN PATTERN AS the RELIEF PANEL of MERCURY SEPARATING the REVOLVING DOORS.



The HUNTER-DULIN Building
SAN FRANCISCO, California

Photo 7

Looking South West AT the NORTH (Right) OR SUTTER Street Facade, and a PORTION of the MONTGOMERY Street (EAST) Facade which is PARTIALLY interrupted. by the 1960's 44 MONTGOMERY, ~~Street~~. ACROSS the Street. Photo Shows PORTIONS of the SECOND FLOOR which is PART of the Building's BASE, but Emphasizes the Building's 13-STORY Shaft in Floors 3 through 17. PORTIONS of the Building's PARTIALLY-RECESSED CAPITAL are also visible.



The HUNTER-Dulim Building
SAN FRANCISCO, California

Photo 8

Close-up showing typical wide CORNER
PIER PIERCED with a SINGLE WINDOW, AND
TRIO of ROUND-ARCHED WINDOWS AT
the 17th FLOOR, the TOP of the Building's
Shaft. Photo also shows a PORTION of
the Building's RECESSED CAPITAL with
typical ORNAMENTATION.



The HUNTER-DULIN Building
SAN FRANCISCO, California

Photo 9

LOOKING NORTHEAST AT THE WEST
FACING WALL OF THE EASTERLY WING OF
THE BUILDING TO OBTAIN A CLOSE-UP VIEW
OF THE FOUR DIFFERENT GRAY-BLACK,
LEAD-COATED, COPPER SPANDREL PANELS
IN RELIEF THAT SEPARATE WINDOWS IN
EACH BAY FROM ONE ANOTHER ALONG
THE PRIMARY ELEVATIONS, AND ABOVE
THE 17TH FLOOR ON SECONDARY ELEVATIONS.



The HUNTER-DUWIN Building
SAN FRANCISCO, California

Photo 10

Looking Southwest at the East (Montgomery Street)
and North (Sutter Street) elevations, showing
detailing in Floors 13 through 17, and in the building's
PARTIALLY RECESSED Capital.



The HUNTER-DULIN Building
SAN FRANCISCO, California

Photo 11

Detail (typical) of woman's head surmounting
ORNAMENTAL PILASTER CAPITAL in 20th Floor
Arched window which signifies completion of this
DAY TIER.



The HUOTER-DULIN Building
SAN FRANCISCO, California

Photo 12

Looking Southwest at the EAST
Facing wall of the West wing of the
Building at the 21st Floor, showing
two of the CROWNED MEN standing on
Pier caps and ENFRAMED by ORNAMENTAL
ARCHES SUPPORTED BY PROJECTING
PILASTERS WITH HIGHLY ORNAMENTED
CAPITALS. Note also a PORTION of the
steeply pitched, TERRA COTTA CLAY
MANSARD ROOF. Beyond is a PORTION of
the 1980's CROCKER/PACIFIC TELEVISION
Building.



The HUNTER-DULIN Building
SAN FRANCISCO, California

Photo 13

Looking SOUTHEAST at the West face of the EAST
Wing of the Building's 2ND FLOOR, Showing the Crowned
MEN at Close RANGE.



The HUNTER-DULIN Building
SAN FRANCISCO, California

Photo 14

Looking EAST From the roof of the West wing at the steeply-pitched glazed terra cotta mansard roof surmounted by round arched parapet with finials, all of which are coated in a richly patinated verdigris copper. Also visible are window bays on floors 18 through 20, and the richly ornamented 21st floor with the crowned figures.



The HUNTER-DALIN Building
SAN FRANCISCO, California

Photo 15

Looking EAST THROUGH COPPER-
COVERED ARCH ACROSS ROOF TO OTHER
PORTIONS OF THE COPPER CLAD PARAPET
SURMOUNTED BY COPPER-CLAD FINIALS
OF VARIOUS SHAPES AND SIZES.



The HUNTER-DULIN Building
SAN FRANCISCO, California

Photo 16

Looking West across roof at copper-clad arched parapet and variously shaped finials. Mechanical vents are concealed behind parapet.



The HUNTER-DULIN Building
SAN FRANCISCO, California

Photo 17

Looking Southwest at the West facade of the building, a secondary elevation. Note that terra cotta cladding is used only at corner bays while arched center bays are clad in "Library Gray Coated Brick". Note, too, that there are NO SPANDREL PANELS here below the 18th Floor. The barrel-vaulted glass element in the foreground (right) is the 1980's CROCKER GALLERY.



The HUNTER-DULIN Building
SAN FRANCISCO, California

Photo 18

Looking Northeast at the rear elevations of the building with its projecting East and West wings. Cladding is "Library Gray Coated Brick". There are no spandrel panels beneath the 18th floor on this secondary elevation.



The HUNTER-DULIN Building
SAN FRANCISCO, California

Photo 19

Looking NORTHEAST AT THE SOUTH and
WEST FACADES of the EAST projecting
WING AT the REAR elevation. This
Close-up View Shows the Building's
CAPITAL set BACK AND SURMOUNTED
by complex MANSARD ROOF FORMS
with pierced, CRESTED PARAPETS.



Photo 20

The HUNTER-DULIN Building
SAN FRANCISCO, California

Looking Northwest Across Building's ORNATE lobby AT the main entry as SEEN from the interior. ONE BANK of elevators is visible ON the left. Two of the three visible CHANDELIERS HANG from the lobby's HANDPAINTED Coffered Ceiling. Centered ON the Right wall, between the elevators, is the ORIGINAL MAIL BOX.



The HUNTER-Dulin Building
SAN FRANCISCO, California

Photo 21

Looking South to the Rear of the lobby across the richly patterned marble floor. Centered in the rear wall is the original opening, allowing access to Crocker/Wells Fargo Bank. Reflections off the highly-polished marble are deceiving; the marble table, seemingly original, with vase of flowers is actually situated against the far wall of the corridor leading to the bank. The building directories, while compatible, probably date to a 1970's remodeling. The portable wood guard's desk is a more recent addition.



The HUNTER-DULIN Building
SAN FRANCISCO, California

Photo 22

Looking at the lobby's West Wall at a GREEN
MARBLE PILASTER whose Capital lends support to
the HAND-painted COFFERED ceiling with frieze below.