

United States Department of the Interior
National Park Service

National Register of Historic Places Registration Form

673
RECEIVED
FEB 26 2004
NAT. REGISTER OF HISTORIC PLACES
NATIONAL PARK SERVICE

RECEIVED
FEB 23 2004
HISTORIC PRESERVATION OFFICE

This form is for use in nominating or requesting determinations for individual properties and districts. See instructions in *How to Complete the National Register of Historic Places Registration Form* (National Register Bulletin 16A). Complete each item by marking "x" in the appropriate box or by entering the information requested. If any item does not apply to the property being documented, enter "N/A" for "not applicable." For functions, architectural classification, materials, and areas of significance, enter only categories and subcategories from the instructions. Place additional entries and narrative items on continuation sheets (NPS Form 10-900a). Use a typewriter, word processor, or computer, to complete all items.

1. Name of Property

Historic name Eastside Park Historic District

Other names/site number _____

2. Location

street & number Roughly bounded by 20th Ave, Vreeland Ave, East 33rd St., 11th Ave., and Mclean Blvd. not for publication


city or Paterson vicinity

town _____

State New Jersey code NJ county Passaic code 031 zip code 07513

3. State/Federal Agency Certification

As the designated authority under the National Historic Preservation Act of 1986, as amended, I hereby certify that this nomination request for determination of eligibility meets the documentation standards for registering properties in the National Register of Historic Places and meets the procedural and professional requirements set forth in 36 CFR Part 60. In my opinion, the property meets does not meet the National Register criteria. I recommend that this property be considered significant nationally statewide locally. (See continuation sheet for additional comments.)

 Date 5/10/04

John S. Watson, Jr., Assistant Commissioner Natural & Historic Resources/DSHPO
State or Federal agency and bureau

In my opinion, the property meets does not meet the National Register criteria. (See continuation sheet for additional comments.)

Signature of certifying official/Title _____ Date _____

State or Federal agency and bureau _____

4. National Park Service Certification

- I, hereby certify that this property is:
 - entered in the National Register.
 See continuation sheet
 - determined eligible for the National Register.
 See continuation sheet
 - determined not eligible for the National Register.
 - removed from the National Register.
 - other (explain:) _____

Signature of the Keeper
Patrick Andrews

Date of Action
7/7/2004

5. Classification

Ownership of Property

(Check as many boxes as apply)

- private
- public-local
- public-State
- public-Federal

Category of Property

(Check only one box)

- building(s)
- district
- site
- structure
- object

Number of Resources within Property

(Do not incl. previously listed resources in the count.)

Contributing	Non-Contributing	
790	337	buildings
1	1	sites
4	4	structures
11	0	objects
806	342	Total

Name of related multiple property listing:

(Enter "N/A" if property is not part of a multiple property listing.)

Number of contributing resources previously listed in the National Register

0

6. Functions or Use

Historic Functions

(Enter categories from instructions)

LANDSCAPE: Park

DOMESTIC: Single Dwelling

DOMESTIC: Multiple Dwelling

RELIGION: Religious Facility

EDUCATION: School

Current Functions

(Enter categories from instructions)

LANDSCAPE: Park

DOMESTIC: Single Dwelling

DOMESTIC: Multiple Dwelling

RELIGION: Religious Facility

EDUCATION: School

7. Description

Architectural Classification

(Enter categories from instructions)

Colonial Revival

Tudor Revival

Arts & Crafts

Classical Revival

Art Deco

International

Materials

(Enter categories from instructions)

foundation Stone, brick, reinforced concrete

walls Brick, stone, shingle, clapboard,

aluminum, synthetic

roof Composition shingle, slate, clay tile

other

Narrative Description

(Describe the historic and current condition of the property.)

SEE CONTINUATION SHEET

8. Statement of Significance

Applicable National Register Criteria

(Mark "x" in one or more boxes for the criteria qualifying the property for National Register listing.)

- A** Property is associated with events that have made a significant contribution to the broad patterns of our history.
- B** Property is associated with the lives of persons significant in our past.
- C** Property embodies the distinctive characteristics of a type, period, or method of construction or represents the work of a master, or possesses high artistic values, or represents a significant and distinguishable entity whose components lack individual distinction.
- D** Property has yielded, or is likely to yield, information important in prehistory or history.

Criteria Considerations

(Mark "x" in all the boxes that apply.)

Property is:

- A** owned by a religious institution or used for religious purposes.
- B** removed from its original location.
- C** a birthplace or grave.
- D** a cemetery.
- E** a reconstructed building, object, or structure.
- F** a commemorative property.
- G** less than 50 years old or achieving significance within the past 50 years.

Areas of Significance

(Enter categories from instructions)

Architecture

Landscape architecture

Community planning & development

Period of Significance

1860-1953

Significant Dates

1888

Significant Person

(Complete if Criterion B is marked above)

Cultural Affiliation

Architect/Builder

Fred Wesley Wentworth, architect

Welch, Smith & Provot, architects

John Y. Culyer, landscape architect

Narrative Statement of Significance

(Explain the significance of the property.) SEE CONTINUATION SHEET

9. Major Bibliographical References

Bibliography

(Cite the books, articles, and other sources used in preparing this form.) SEE CONTINUATION SHEET

Previous documentation on file (NPS):

- preliminary determination of individual listing (36 CFR 67) has been requested
- previously listed in the National Register
- previously determined eligible by the National Register
- designated a National Historic Landmark
- # _____ recorded by Historic American Engineering

Primary location of additional data:

- State Historic Preservation Office
- Other State agency
- Federal agency
- Local government
- University
- Other

Name of repository:

Paterson Public Library

10. Geographical Data

Acreage of Property Approximately 300 acres

UTM References

(Place additional UTM References on a continuation sheet.) **SEE CONTINUATION SHEET**

1	<input type="text"/> Zone	<input type="text"/> Easting	<input type="text"/> Northing	3	<input type="text"/> Zone	<input type="text"/> Easting	<input type="text"/> Northing
2	<input type="text"/> Zone	<input type="text"/> Easting	<input type="text"/> Northing	4	<input type="text"/> Zone	<input type="text"/> Easting	<input type="text"/> Northing

Verbal Boundary Description

(Describe the boundaries of the property.) **SEE CONTINUATION SHEET**

Boundary Justification

(Explain why the boundaries were selected.) **SEE CONTINUATION SHEET**

11. Form Prepared By

name/title Phillip S. Esser and Paul D. Graziano, consultants

Organiz. _____ date August 7, 2003

street & number 146-18 32 Avenue telephone 718-358-2535
206-818-8700

city or town Flushing state NY zip code 11354

Additional Documentation

Submit the following items with the completed form:

Continuation Sheets

Maps

A **USGS map** (7.5 or 15 minute series) indicating the property's location.

A **Sketch map** for historic districts and properties having large acreage or numerous resources.

Photographs

Representative **black and white photographs** of the property.

Additional items

(Check with the SHPO or FPO for any additional items.)

Property Owner (Complete this item at the request of the SHPO or FPO.)

name multiple

street & number _____ telephone _____

city or town _____ state _____ zip code _____

United States Department of the Interior
National Park Service

National Register of Historic Places

Continuation Sheet – EASTSIDE PARK HISTORIC DISTRICT

PATERSON, PASSAIC COUNTY, NEW JERSEY

Section number 7 Page 1 of 148

Description

The Eastside Park Historic District is an almost exclusively residential neighborhood of single-family homes in the extreme eastern end of Paterson, New Jersey. It includes all or parts of 59 residential blocks, a 66-acre park initially designed by John Y. Culyer (the assistant engineer to Calvert Vaux and Frederick Law Olmsted in the creation of Central Park and Prospect Park in New York City), and three small, triangular parks. The Eastside Park neighborhood is located in the far eastern portion of the City of Paterson, in Passaic County, New Jersey, and is generally bounded by the Passaic River on the north and east, 21st Avenue on the south, and Vreeland Avenue and East 33rd Street on the west. The residential portion of the Eastside Park District on the north, west and east sides, north of Park Avenue, rises dramatically to a flat ridge that extends the length of Eastside Park and straddles Broadway. To the south of Park Avenue, the neighborhood slopes gently to the southeast, towards the Passaic River. Although Eastside Park spurred some high-end development on large parcels prior to 1900, the bulk of the built environment was created in the first half of the 20th century. Currently, the Eastside Park Historic District has an extremely diverse and representative mix of development that includes substantial mansions, upper middle-class, middle-class, and at the periphery, working-class houses. Despite the occasional two-family house, the majority of the district consists of single-family homes. There are no apartment complexes and only one commercial entity.

In the last decades of the 19th century, the consolidation of the tracts belonging to Colonel Andrew Derrom and the Van Buren family into Eastside Park created an impetus for high-end residential development in the area. In the first two decades of the 20th century, ancestral farms in the area were slowly broken up and acquired by numerous developers. Initially, most of the homes were built by and for the elite of Paterson, culminating with the creation of the Barbour estate, Kilbarchan. The first substantial volume of residential development occurred at the start of the First World War; subsequently, most of the Eastside Park Historic District was developed by 1930, with occasional infill up through the 1950s. Careful stewardship of the homes and parks created a stable community of wealthy and middle-class residents, in a varied collection of 20th century period homes.

Although the Eastside Park Historic District has evolved over time, the area has retained a good degree of integrity. The lack of a uniform development scheme created a wide variety in the placement of houses, architectural expression, and lot sizes; however, different sub-areas within the District tend to be cohesive in terms of architectural design, and/or scale, lot size, and setbacks. Overall, the physical condition of the buildings is fair to good, with few later additions to the houses. The houses have varying setbacks, are predominantly two stories in height, two to five bays wide, of wood frame construction, with brick or stone veneer, or clad in wood or artificial siding, or in combination; most have porticos or porches, and some have stylistically similar garages. Although a fair number of houses have had alterations, including replacement siding, windows and roofing, the buildings in the district as a whole has retained a good degree of integrity.

The most substantial houses in the Eastside Park Historic District are located in the north and central portions, particularly along Broadway, Derrom, Wall, and Park avenues, and East Park Drive. The blocks closest to Eastside Park have the lowest density of houses in the district, containing large lots and manicured landscaping. The density increases in all directions, particularly to the south and west. The majority of the district consists of single family residences; however, there are a small number of two-family houses in the more densely built areas. While varying widely in plan, the houses are square or rectangular in shape with the wider portion oriented to the street; the exception to this are the older speculative houses with the narrow side oriented to the street. The two-family houses are almost exclusively two-and-a-half story, "duplex" type, with a stacked arrangement, and are clearly distinguishable from the single family homes.

One park in the district, Eastside Park, is key; the remaining three parks, Park at 19th and Vreeland Avenues, Vreeland Park and "Lost Rock" Park, are contributing. There is 1 key building within Eastside Park, 4 contributing,

United States Department of the Interior
National Park Service

National Register of Historic Places

Continuation Sheet – EASTSIDE PARK HISTORIC DISTRICT

PATERSON, PASSAIC COUNTY, NEW JERSEY

Section number 7 Page 2 of 148

and 1 non-contributing; of the structures, 4 are contributing, and 4 are non-contributing; of the sites, 1 is contributing and 1 is non-contributing; and of the objects, 10 are contributing. Additionally, the rock located in "Lost Rock" Park is a non-contributing site. There are a total of 710 primary buildings, and 416 secondary (detached garages and miscellaneous buildings) outside the parks. Of the primary buildings, 30 are key, 623 are contributing, and 57 non-contributing. Of the secondary buildings, 136 are contributing and 280 are non-contributing. All the buildings are residential in the district with the exception of the Eastside Park buildings, the Temple Emanuel Synagogue and attached school, the former Eastside Branch, Paterson Public Library, and the Cristian auto repair shop. The Congregation B'nai Israel, and the Seashore Bible Church of God, Inc. are both former residences.

Architectural and Development Overview

The bulk of the Eastside Park Historic District is a varied collection of historical revival style residential buildings constructed from about 1900 to 1940; examples of high-style International Style and Modern Contemporary style residences constructed from the 1930s through the 1950s are also extant. The most prevalent style in the district is the Colonial Revival Style, with the dominant mode being the Dutch Colonial type, identified primarily through the use of a gambrel type roof. Other Dutch Colonial Revival versions use gable roofs, but are of the gable-within-gable type, creating pent roof type overhangs with integrated shed-roofed second story levels. The second most common type is the Tudor Revival style, followed by the Arts & Crafts style, Classical Revival and the Italian Renaissance styles. Solitary examples of historical revival houses include Mission Revival, Spanish Eclectic and French Eclectic styles. The Art Deco style is used only on the Temple Emanuel Synagogue and attached school (Description page . Some of the oldest residential buildings in the district are examples of high-style period architecture, including Second Empire, Victorian Italianate, Shingle Style, English Edwardian, English Arts & Crafts, Classical Revival, and Elizabethan Tudor. Post World War II Modern Traditional and Neo-Colonial examples are found intermittently.

Only one extant building, the Van Buren farmhouse in Eastside Park, pre-dates the annexation of this section to the City of Paterson, in 1855 (See Section 8, page 4). An 1884 map reveals that the two Second Empire and two Victorian Italianate houses still standing were in place on East 38th Street between 20th and 21st avenues. The seventeen extant houses that appear on an 1899 map of Paterson were constructed between approximately 1879 and 1889, and are grouped within one of three areas: eight houses on the east side of East 38th Street between 20th and 21st Avenues and four houses on 20th Avenue between East 38th Street and East 40th Street, three houses on or near East 33rd Street between 14th and Park avenues, and two surviving mansions at Derrom and Park avenues. Most of the other houses on the 1899 map are solitary farmhouses or mansions on large parcels, all since demolished.

Starting at the turn of the 20th century and well established by 1915, a development pattern emerged. Substantial mansions in a variety of architectural styles including Italian Renaissance, Classical Revival, Colonial Revival, Mediterranean Revival, and Tudor Revival styles had been built along Derrom and Park avenues and Broadway, surrounding Eastside Park. The pattern, especially on Derrom Avenue, was typified by a substantial house placed on a relatively small lot, near to and facing the street. A variation on this pattern is on Park Avenue whereby the large houses are placed on substantially larger lots; typically, the lots were the length of an entire city block, and half the width (see figures 5 & 6). Therefore, two houses, with facades near to and facing Park Avenue and carriage houses located at the rear of the lot near 17th Avenue, were not uncommon. The only surviving example is the James Simpson residence (560 Park Avenue; See page 22), the lot infilled with two later homes. Most of the houses on Derrom Avenue constructed up to 1915 are still standing. Of the more substantial mansions on Park Avenue, only four remain; 560, 570, and 580 Park Avenue remain recognizable to the period. The Jacob Weidmann residence, at 630 Park Avenue (See page 23), was substantially altered by 1929.

United States Department of the Interior
National Park Service

National Register of Historic Places Continuation Sheet – EASTSIDE PARK HISTORIC DISTRICT PATERSON, PASSAIC COUNTY, NEW JERSEY

Section number 7 Page 3 of 148

Although East 39th Street north of Broadway mirrors the development pattern of Derrom Avenue very closely, much of the rest of Broadway was typified by large estates on substantial plots, not necessarily near to and facing Broadway. Kilbarchan, the estate of John Edwards Barbour, is by far the largest single developed property of the period and, despite subdivision, remains to the present day. Despite some degree of neglect, the large 1906 Italian Renaissance mansion remains largely intact (see photo 19 and page 102).

The continued development of high-style houses filled out the blocks on Derrom, Wall, and Park avenues, and East 37th through East 39th Streets north of Broadway. Comparatively, lot sizes remained approximately equivalent to those previously developed on Derrom Avenue; however, what had been seen as relatively small lots with large houses in 1915, were now considered relatively large lots in comparison to contemporary development in the remainder of the district. The only street that continued to have large, deep lots similar to earlier development on Park Avenue was Passaic Avenue, now East Park Drive. House sizes vary from medium-sized to large mansions. Architectural styles include high-style Italian Renaissance, Classical Revival, Colonial Revival, Mediterranean Revival, Tudor Revival, Prairie, and Arts and Crafts styles. Most were architect designed houses, the most noteworthy being Paterson architect Fred J. Wentworth who designed the brick Colonial Revival at 114 East 38th Street (see photo 16, page 88, and Section 8, page 9).

Park Road, Pope Road, Manor Road and Ridge Terrace are laid out in a naturalistic setting, with curved streets, following the contours of the north slope of the flat ridge. This remains the only development that by design took advantage of the views to the Watchung Mountains to the north. The homes in this area are unusual in that they represent the first development of semi-custom designed homes, and the bulk of the architectural expression is limited to the Colonial Revival mode. The styles continue to be predominantly Colonial Revival, but include a number of Tudor Revival designs. The imposing Temple Emanuel Synagogue and attached school, designed by architect Fred J. Wentworth in 1929 at the corner of Broadway and East 33rd Street, is executed in the Art Deco or Art Moderne style (see photos 9 & 10, page 8, Section 8, page 9).

The east and southeast portions of the district contain small to medium-sized single family semi-custom homes and speculative individual lot development, with custom and semi-custom homes on multiple lots with varying site placement. Individual speculative-built houses tend to be on 50 to 75-foot wide by 100-foot lots, and many have similar floor plans with varying architectural elements such as entry placement, cladding, fenestration, and roof forms. The houses, mostly east of 37th Street, tend to be smaller, and are executed primarily in the Colonial Revival and Tudor Revival styles.

Examples of later infill development dating from the 1930s and 1940s can be seen throughout the district, with several examples of sub-divided larger properties originally facing on Park Avenue. The only sizable development from this period is the three blocks bounded by Park and 17th avenues, McLean Boulevard and East 40th Street, created in the mid-1930s. This area contains a high percentage of Tudor Revival style houses that contain examples of the more romantic versions typical of the 1920s and the transition to the more academic and simplified versions of the 1930s. This transitional pattern is evident in other infilled sections of the district and applies to the Colonial Revival styles as well. The ca.1935 Paterson Public Library Branch at 287 East 33rd Street is an example of institutional Colonial Revival, with minimal decoration (page 64). There are also examples of historical revival architecture transitioning to include Modernistic tendencies, including atypical massing, bold forms, and referential elements. A unique Regency style brick house located at 310 East 37th Street, constructed about 1938, was modeled after an architect-designed showcase house known as the "House of Years," displayed in the W. & J. Sloane & Company store in New York City (see photo 58 and page 79). The International style is represented as early as 1938 in a 1 story brick house at 455 East 42nd Street (see photo 67 and page 146).

The highest concentration of 1950s suburban ranch homes within the Eastside Park historic district is found on the west side of East 42nd Street between 19th and 20th avenues. While those houses follow a pattern, two

United States Department of the Interior
National Park Service

National Register of Historic Places

Continuation Sheet – EASTSIDE PARK HISTORIC DISTRICT

PATERSON, PASSAIC COUNTY, NEW JERSEY

Section number 7 Page 4 of 148

variants of that style were constructed at the east end of 42nd Street, as were six others in the district. The most original example is located at 335 East 42nd Street (see photo 69 and page 140).

Only minimal building has occurred since the late 1950s, but it is important to note that the draw of the district remained through this period as evidenced by additions and stylistic upgrades found in both the higher end and more modest sections. The construction of two International style homes in 1959 by notable New York architect Milton Klein suggests that the Eastside continued to be a desirable place to live through the 1960s.

The formation of the Eastside Neighborhood Association in the early 1970s was a home-grown effort to preserve and protect the neighborhood, including its architectural heritage and Eastside Park. Efforts to maintain the quality and integrity of the Eastside Park and residential properties continue in earnest.

Eastside Park Historic District Inventory

A Contributing Building (C) is defined as one which adds to the historic architectural qualities, historic associations, or archaeological values for which a property is significant because a) it was present during the period of significance, and possesses architectural integrity reflecting its character at that time or is capable of yielding important information about the period, or b) it independently meets the National Register criteria. In this document those structures independently meeting the National Register criteria are labeled *Key* buildings. A Non-Contributing (N/C) building does not add to the historic architectural qualities, historic associations, or archaeological values for which a property is significant because a) it was not present during the period of significance, or b) due to alterations, disturbances, additions, or other changes, it no longer possesses architectural integrity reflecting its character at that time or is incapable of yielding important information about the period and, c) it does not independently meet the National Register criteria.

The following is the inventory of all buildings, objects, and parks within the Eastside Park Historic District. After a description of Eastside Park and the additional three parks, all addresses are listed alphabetically according to street name and consecutively according to the street number. For the sake of simplicity the compass orientation is altered slightly and correlate with the general north/south and east/west orientation of the avenues and streets. The term "sash" in all cases refers to a double-hung sash unless otherwise noted.

Eastside Park	Block 1582	Lot 1
Key (NJ DEP Inv. 1608-046)		
Outbuildings:	1 key building (the "White House")	
	4 contributing buildings (the horse stable, ladies' comfort station, bandstand and clubhouse)	
	1 non-contributing building (DPW service building)	
Site:	1 contributing site (Fairview/ renamed the Martin Luther King Jr., Memorial Garden in 1997)	
	1 non-contributing ("Eastside Park" flower garden)	
Structures:	4 contributing (walkways, esplanade, Broadway staircase, and staircase to fields)	
	4 non-contributing (skating rink, tennis courts, playground, and athletic fields)	
Objects:	10 contributing (Soldiers & Sailors Monument, Pulaski Monument, Abraham Godwin Monument, McCran Memorial, Henry B. Crosby Memorial Elm, Plaza of Memories, Plaza of the Gay Nineties, Christopher Columbus Monument, Alice Weight Memorial Fountain, and Charles Curie Monument)	

Eastside Park is located on the eastern border of the City of Paterson. It is bounded by Broadway on the north, McLean Boulevard on the east, Overlook Avenue, East Park Drive on the southeast, Park Avenue on the south,

United States Department of the Interior
National Park Service

National Register of Historic Places

Continuation Sheet – EASTSIDE PARK HISTORIC DISTRICT PATERSON, PASSAIC COUNTY, NEW JERSEY

Section number 7 Page 5 of 148

and the rear lot lines of the properties on the east side of Derrom Avenue. It is the largest park in the Paterson park system consisting of approximately 66 acres. A network of carriage roads open to vehicular traffic divides the park into a number of distinct areas. The park is widely used not only by East Side residents, but also by the city at large. Created after a public outcry for large public parks in the 1880s, the park developed just before the surrounding residential streets.

From the beginning, a number of existing sites and structures in the park became focal points. The Derrom mansion (see figure 3), demolished in the early 20th century, the Van Buren farmhouse, later known as the superintendents' cottage, and then the "White House" (see photo 72), and the small lake adjacent to the Passaic River, filled in by the early 20th century, were all locally recognizable landmarks. The White House is a ca. 1860, 2 story, 5 bay, rectangular plan, wood frame, Greek Revival-inspired Folk Victorian, vernacular farmhouse with a stone foundation. The symmetrical façade contains a hip-roofed porch supported by plain piers which houses an entry door with sidelights and transom. Curvilinear brackets are placed at the overhanging eaves at the roofline and gable ends. Fenestration consist of 6/6 double-hung sash, and the gable roof is covered in composition shingles.

Cuylers' original plan for the park (see figure 5, and Section 8, page 5), incorporated the existing structures and added several new ones, including an arbor, picnic shelter, boating platform, lake house, picnic shelter, and clubhouse. It is unclear whether the Ladies Comfort Station was originally included in the Derrom estate or was constructed concurrent with the park. The Terrace, later known as the Esplanade included two staircases in the original plan that led to the low lying athletic fields adjacent to the Passaic River; only one of the poured concrete staircases was actually completed and remains in use (see figure 9). A large intact, random rubble staircase enters the park at Broadway close to East 37th Street.

The remainder of the high ground on the western part of the park was used for picnic grounds, tennis & croquet grounds. A circular garden known as Fair View, dedicated in 1997 by The Eastside Neighborhood Association as The Martin Luther King, Jr. Memorial Garden, afforded excellent views to the east and west of the surrounding countryside, and continues to serve as the axis point for the park (see photo 71). Over time, this circular garden has been surrounded by numerous monuments, sites, buildings and structures. The natural topography of the park was enhanced by both Culyer and Park Superintendent McCrowe to level the area known as the Esplanade, otherwise very little earth moving appears to have been undertaken. Additionally, lush landscaping was planted on the western border of the park in order to effectively screen out the newly developing residential buildings along Derrom Avenue. Along the carriage roads (see figure 15), the trees were planted in a consistent pattern to create the effect of a rhythmic, but pastoral setting (see photo 77). It is likely that The Henry B. Crosby Memorial Elm is one of these trees. Memorialized in memory of Crosby, "Father of Paterson Parks," it is surrounded by a decorative wrought-iron fence supplied by Paterson newspaper publisher and booster, Harry B. Haines. The plaque indicates the tree was planted in 1894. The carriage roads are lined predominantly with maple trees; oaks at the northwest end of the park, and linden trees in the northeast. Several specimen plantings typical of horticultural displays of the period, including a weeping beech and Champion Japanese maple, were placed throughout the park, with a high concentration around the circular garden. Other significant trees not on the main carriage loop include chestnut (destroyed by chestnut blight), spruce, cedar, dogwood, and elm. Flower beds were extant throughout the park (see figures 13 & 14), and survive in limited fashion, with the exception of the Martin Luther King, Jr. Memorial Garden. An elaborate system of gravel pathways bordered by upturned cobblestones laid out in an organic fashion traversed the park. Most remain intact, the gravel supplanted by grass over the decades.

By 1915, historic maps reveal that the lake had been filled in, the boat platform and lake removed, and the Derrom mansion, arbor, picnic shelter and club house had been demolished. New construction included a new clubhouse, ladies' comfort station, music stand (bandstand), and stable. The carousel, deer paddock, two sets of

United States Department of the Interior
National Park Service

National Register of Historic Places

Continuation Sheet – EASTSIDE PARK HISTORIC DISTRICT

PATERSON, PASSAIC COUNTY, NEW JERSEY

Section number 7

Page 6 of 148

tennis courts, track & field athletic field and greenhouses, also built in this period, are no longer extant. The clubhouse, ladies' comfort station, and bandstand, while stylistically similar, were built between approximately 1895 and 1910. The clubhouse is a utilitarian, rectangular 1-story building. The symmetrically massed building contains brick piers with cast-stone trim and random rubble walls. The ladies' comfort station is 1 story, 2 bay, irregular plan, stone and wood frame Arts & Crafts-inspired building. The random-coursed rubble building is almost completely surrounded by a deep wood frame porch. The porch is supported by simple posts and contains simple, perimeter handrails and triangular support brackets at the post tops. The perimeter fascia board contains Italianate decorative brackets. The fenestration is largely covered in vertical plank infill with dark-painted framework. The gable roof is covered in composition shingles. The bandstand is a hexagonal shaped Arts & Crafts-inspired open air structure with triangular brackets, random-rubble walls and concrete railings. The stable, constructed about 1900, is a 1 story, 4 bay, rectangular plan, wood frame, stone, and brick, Victorian-inspired service building (see photo 75). The primary block contains a river rock wall with segmental arch openings at the west elevation, and a painted brick wall at the east elevation. The north and south ends are clad in wood shingles and constitute about a third of the entire building. Running the perimeter of the building at the roofline are painted, vertical planks. The roof is covered in fish-scale slate tiles. Surmounting the roof is a large octagonal tower clad in fish-scale slate tiles and each face contains a boarded up window. The tower is roofed in an octagonal, pointed roof covered by rectangular slate tiles with a band of fish-scale slate tiles interposed. Flared ends contain decorative brackets. The building is currently vacant, has doors and windows boarded up, is shored up at the east end, and the main roof is covered in tarps.

Numerous monuments are found throughout the park but most are concentrated at the axis. The first monument erected in the park was the Curie Monument, designed by George Thomas Brewster. A bronze bust surmounting a Neo-Classical granite pedestal, the monument was erected in 1913 in dedication to lawyer and developer Charles Curie as a gift of the citizens of Paterson. The Alice Weight Memorial Fountain followed in 1916, an elaborate Italian Renaissance-inspired water fountain presented to the City of Paterson by Mary Weight in 1916. The large, shell-motif bowl is mounted on a quatripartite pedestal made up of Baroque-inspired brackets with foliate decoration. A circular concrete base is interspersed with marble sections, and a contemporary decorative wrought-iron fencing surrounds the plaza. An elaborate monument was erected in 1921 at the high point of the ridge close to the ladies' comfort station; the Soldiers & Sailors Monument is a replica of an 1870 monument erected at Monument Heights, New Jersey. The replica, designed by notable Paterson sculptor Gaetano Federici (1880-1964) is carved out of granite and the stylized, Egyptian Revival obelisk on a Classical Revival base is surmounted by a statue of a Union Soldier (see photo 17). The four-sided object has bronze plaques on each face, and the entire monument is surrounded by five bronze cannons mounted in granite blocks. Erected by the Abraham Godwin Chapter of the Sons of the American Revolution, the Abraham Godwin Monument consists of a rectangular bronze plaque mounted on a glacial boulder, and commemorates Abraham Godwin, "Pioneer, Soldier, Captain of Marines during Revolutionary War - died in service 1777". Erected in 1927, the Count Kasimierz Pulaski Monument, also designed by Federici was erected by the Americans of Polish Descent of Paterson, and consists of a bronze bust mounted on classical-inspired granite pedestal. The most elaborate monument in the park was also erected in 1927 – the McCran Memorial, in honor of civic leader and New Jersey Attorney General Thomas F. McCran. Designed by Federici, the monument consists of a bronze bust mounted on a granite pedestal in the center of an oval, granite Beaux Arts platform flanked by semi-circular seating areas. It is surmounted by small flight of steps from the east (see photo 76). The next monuments are constructed in the post-World War II period, mostly precipitated by Harry B. Haines. The Plaza of the Gay 90s, presented to the city by Haines was erected in 1947 (see photo 74). Restored by the East Side Neighborhood Association and the City of Paterson in 2001, the formal grouping consists of a steel water fountain, painted green with gold-painted with horse and lion bas-reliefs. Behind the fountain is a carriage stepping stone from the home of John W. Griggs, former governor of NJ and Attorney General of the United States. Centrally placed on a small plaza, the fountain is framed by decorative bushes and cobblestones, is surrounded by a new decorative wrought-iron fence, and flanked by two cast-iron Welsbach gas lamp posts. The Plaza of Memories, a contentious Harry Haines

United States Department of the Interior
National Park Service

National Register of Historic Places

Continuation Sheet – EASTSIDE PARK HISTORIC DISTRICT

PATERSON, PASSAIC COUNTY, NEW JERSEY

Section number 7

Page 7 of 148

contribution to the city, was originally designed as a tribute to the many Paterson citizens who contributed to the success of the city over the years. The 72-foot long, garden is enclosed by mature hedges and consists of grass with a slate walk running through two openings at the middle of the garden. At the center is a circular stone platform, and at the northeast end is a stepped platform on which sits a marble "Curule" chair, with stonework highlighted by Federici. Dedicated in 1949, the plaza was rededicated in 1956, after the marble chair was returned.

Non-contributing elements include an asphalt skating rink with low, wooden perimeter wall, tennis courts, playground, athletic fields, and an altered garden spelling out "Eastside Park" on Broadway (see photo 17). The park has undergone numerous changes over time, and has suffered in some instances from neglect. Overall, the park retains much of its original design intent and dramatic efforts from the local community have helped to return some of the significant historic integrity to the buildings, structures, and landscape elements.

Park at 19th Avenue and Vreeland Avenue Block 1486-A Lot 1

Contributing

Outbuildings: 0

The park at 19th Avenue and Vreeland Avenue is a .64-acre, triangular grass lot with mature, deciduous trees, asphalt walkways, and park benches at the north end. This park was constructed shortly after the parcel was donated to the city of Paterson in 1891 by former Vice President Garret A. Hobart.

Vreeland Park (corner of 20th Avenue and Vreeland Avenue) Block 1549

Contributing

Outbuildings: 0

Vreeland Park is a .28-acre, triangular park containing 6 mature deciduous trees placed evenly at the perimeter. The lot contains asphalt paved walks and a wide strip of asphalt at the eastern central portion. The remainder is grass (see photo #64). This park was constructed shortly after the parcel was donated to the city of Paterson in 1891 by former Vice President Garret A. Hobart.

"Lost Rock Park" (301 East 42nd Street) Block 1440 Lot 1

Contributing

Object: 1 non-contributing (Glacial Boulder with missing plaque)

300 East 42nd Street is a quarter-acre triangular park, known as "Lost Rock Park," a Revolutionary War Memorial Glacial Boulder with missing plaque. Bordering Mclean Boulevard to the east, the park contains mature deciduous trees and tall grass. This park was donated to the city of Paterson by D. Stanton Hammond in 1961.

The remainder of the inventory is arranged alphabetically by street name:

Broadway

731 Broadway Block 1407 Lot 4

Key (NJ DEP Inv. 1608-043)

Outbuildings: 0

731 Broadway is a 1 story, octagonal plan, limestone clad, Art Moderne style 1929 synagogue. The corners project slightly and are unadorned. A large, symmetrical, projecting entrance block contains a tripartite entrance flanked by full-height, fluted pilasters. The bronze doors are made of tracery. Each symmetrical exposed face

United States Department of the Interior
National Park Service

National Register of Historic Places

Continuation Sheet – EASTSIDE PARK HISTORIC DISTRICT

PATERSON, PASSAIC COUNTY, NEW JERSEY

Section number 7

Page 8 of 148

contains tripartite stained glass windows surmounted by rectilinear "keystone" type blocks. Above at the roofline are similarly placed rectangular decorative blocks with chevron patterns. An octagonal lantern or cupola sits on the roof, covered in copper sheeting. Attached on the north end is a large, Art Moderne style, planar yellow brick school building ell with narrow windows and a decorative, flush mounted cast stone decorated crown. Fenestration consists of narrow, stained glass windows, casement windows and some of the windows have been infilled (see photos 9 & 10). Notable Paterson architect, Fred W. Wentworth, designed the high-style temple (See Section 8, Page 9).

751 Broadway Block 1407 Lot 5
Contributing

Outbuildings: 1 stylistically similar, detached garage (C)

751 Broadway is a ca. 1923, 2 story, 2 bay, irregular plan, wood frame, American Foursquare style residence. The stucco sided house contains 1/1 sash, and hip roof covered in clay tiles (see photo 1).

755 Broadway Block 1407 Lot 6
Contributing

Outbuildings: 1 stylistically similar, detached garage (C)

755 Broadway is a ca. 1923, 2 story, 3 bay, rectangular plan, wood frame, Colonial Revival style residence. The brick veneer sided house features an integrated carport with enclosed porch above. Fenestration consists of 1/1 sash. The gable roof is covered in composition pan tiles.

767 Broadway Block 1407 Lot 7
Contributing

Outbuildings: 0

767 Broadway is a ca. 1923, 2 story, irregular plan, wood frame, Tudor Revival style residence. Built in ca. 1923, the house has an integrated garage, brick veneer at the 1st floor, and vinyl siding on the 2nd. Fenestration consists of 1/1 sash. The gable roof is covered in composition tiles.

771 Broadway Block 1405 Lot 4
Contributing

Outbuildings: 0

771 Broadway is a 2 story, 3 bay, rectangular plan, wood frame, center-hall Colonial Revival style house with Prairie style influence. Built in 1919 with flanking 1 story porches, an integrated garage, and 8/1 sash & small bays at 1st level façade, the house is clad in vinyl siding, and features a portico with contemporary fluted columns. The hipped roof is covered in composition tiles.

779 Broadway Block 1405 Lot 5
Contributing

Outbuildings: 0

779 Broadway is a 2 story, 3 bay, rectangular plan, wood frame, center-hall Colonial Revival style residence. Constructed in 1919 the vinyl-sided house features an attached, brick veneer-clad, later-addition garage with breezeway. Fenestration consists of 1/1 replacement windows and the gable roof is covered in composition tiles.

791 Broadway Block 1405 Lot 6
Key (NJ DEP Inv. 1608-044)

Outbuildings: 0

791 Broadway is a 2-½ story, irregular plan, wood frame, Tudor Revival style house with an integrated garage. Built in 1923, the Elizabethan-type historical revival house features a brick veneer at the first level, and half-

United States Department of the Interior
National Park Service

National Register of Historic Places

Continuation Sheet – EASTSIDE PARK HISTORIC DISTRICT

PATERSON, PASSAIC COUNTY, NEW JERSEY

Section number 7 Page 9 of 148

timbering on the upper floors, slightly projecting overhangs, one with brackets, one curved stucco; flared eaves, decorative brackets, dog toothed brickwork on chimney and 6/1 sash windows. Characteristic features that distinguish the house are asymmetrical massing, various-sized gables and dormers with flared eaves, a quadripartite casement window group on the first floor, and diamond-pane windows. The multi-gabled roof is covered in slate tiles. (see photo 12)

799 Broadway Block 1578 Lot 7
Key (NJ DEP Inv. 1608-045)

Outbuildings: 1 stylistically similar, detached garage (C)

799 Broadway is a large, 2 story, 3 bay, rectangular plan, wood frame, Italian Renaissance style residence. Built in 1908, the stucco sided mansion has a prominent entryway with a projecting, half-round portico with fluted Doric columns supporting a classical entablature on top of which sits a corresponding balcony railing. Surmounting the portico is an equally prominent Palladian doorway with double, glazed doors flanked by decorative sidelights. Characteristic features include widely overhanging eaves and shed dormers. The hipped roof is finished with green, Roman tile clay roofing. The house was featured in the 1923 book, *Paterson in Picture* (see photo 21).

809 Broadway Block 1578 Lot 8
Contributing

Outbuildings: 1 stylistically similar, detached garage (C)

809 Broadway is a 1908, 2 story, 3 bay, square plan, wood frame, American Foursquare house with aluminum clapboard siding, 6/1 sash & replacement windows and composition-tiled, hipped roof. Enclosed porch with details covered by aluminum siding.

817 Broadway Block 1575 Lot 12
Non-Contributing

Outbuildings: 1 original single-bay embankment garage (C)

817 Broadway is a 2 story, 5 bay, rectangular plan, wood frame, contemporary Neo-Colonial with vinyl siding and a gable-ended composition roof. House replaces original ca. 1895 Queen Anne style residence. Embankment garage (no date) and stylistically similar retaining wall extant.

Derrom Avenue

139 Derrom Avenue Block 1375 Lot 1
Key (NJ DEP Inv. 1608-069)

Outbuildings: 1 stylistically similar, detached garage (C)

139 Derrom Avenue is a 2-½ story, 5 bay, irregular plan, wood frame, Tudor Revival style residential building. Built ca. 1915, the Elizabethan-type historical revival house features a brick veneer at the first level, and half-timbering on the upper floors. Characteristic features that distinguish the house are flared eaves, quadripartite casement window groups on the first floor, symmetrical façade, cut stone Tudor arches, sills & courses, enclosed porch, and dormer windows. The cross-gabled roof is finished in slate tiles. It is known the house was owned in 1915 by Walter Bamford and was featured in the 1923 book, *Paterson in Pictures*.

151 Derrom Avenue Block 1375 Lot 2
Contributing

Outbuildings: 1 stylistically similar, detached garage (C)

United States Department of the Interior
National Park Service

National Register of Historic Places

Continuation Sheet – EASTSIDE PARK HISTORIC DISTRICT

PATERSON, PASSAIC COUNTY, NEW JERSEY

Section number 7

Page 10 of 148

151 Derrom Avenue is a 2 story, irregular plan, wood frame, Tudor Revival style residential building. Built ca. 1918, the Elizabethan-type Eclectic revival house features a brick veneer at the first level, half-timbering on the upper floors, jerkin-head roofed portico, decorative brackets, and 6/6 sash and replacement sash. The cross-gabled roof is finished in slate tiles. The house was featured in the 1923 book, *Paterson in Pictures*.

159 Derrom Avenue Block 1375 Lot 3

Key (NJ DEP Inv. 1608-071)

Outbuildings: 1 stylistically similar, detached garage (C)

159 Derrom Avenue is a 2-½ story, 5 bay, rectangular plan, wood frame, Colonial Revival style residential building. The 1923 house consists of a central block flanked by 1 story, single-bay wings, 8/1 at 1st floor and 4/1 sash at 2nd floor. Character-defining features include wood shingle siding and a classical-inspired Doric order portico with a matching full entablature at the roofline. Flanking the portico are tripartite windows. The slate tile-clad hipped roof has a wide dormer.

165 Derrom Avenue Block 1375 Lot 4

Key (NJ DEP Inv. 1608-072)

Outbuildings: 1 stylistically similar, detached garage (C)

165 Derrom Avenue is a 2 story, 5 bay, rectangular plan, brick, Italian Renaissance style residential building with Prairie style-influence. Designed by Paterson architect William T. Tanning and built in 1923, the highly symmetrical house is a unique hybrid whose Prairie style features include an overall horizontal emphasis, brick veneer exterior surfaces, tripartite picture window on the 1st floor, 1/1 sash on 2nd floor, with wide overhanging eaves and hipped dormers. Palladian symmetry combined with a high-style Italian Renaissance portico and Spanish clay tile roofing provide a strong traditional influence. The house was featured in the 1923 book, *Paterson in Pictures*. (see photo 22)

177 Derrom Avenue Block 1375 Lot 5

Contributing

Outbuildings: 0

177 Derrom Avenue is a 1-½ story, U-shaped plan, wood frame, Colonial Revival style house. The 1951 house is clad in stone veneer at the first floor level, the upper portion clad in wood shingles. The period "rambler" contains an integrated garage, 6/6 sash, and a slate tile-clad, gable roof.

178 Derrom Avenue Block 1390 Lot 1

Key (NJ DEP Inv. 1608-073)

Outbuildings: 1 stylistically similar, detached garage (C)

178 Derrom Avenue is a ca. 1922, 2 story, wood frame, stucco-clad, Italian Renaissance style residence. The symmetrical façade has 1/1 sash, casements, and tripartite picture windows with stained glass transoms flanking front entrance. Stylistic elements include 1/2 round entranceway, bracketed balcony, Renaissance-style balustrade, Tuscan columns, and red, Roman-tile, clay roofing. The house was featured in the 1923 book, *Paterson in Pictures*. (see photo 23)

189 Derrom Avenue Block 1375 Lot 6

Key (NJ DEP Inv. 1608-074)

Outbuildings: 1 stylistically similar, detached garage (C)

178 Derrom Avenue is a 2 story, 5 bay, rectangular plan, Classical Revival residence built in 1926. The house is clad in grey brick with plain, green clay tile roofing. Tripartite 6/6 sash flank the front entrance, and hipped dormers are symmetrically placed. Modern Traditional (ca.1930's) altered, rounded-canopy portico and front entrance with stripped Classical entablature and glass-block sidelights. The hip roof is covered in clay tiles. (see photo 24)

United States Department of the Interior
National Park Service

National Register of Historic Places

Continuation Sheet – EASTSIDE PARK HISTORIC DISTRICT

PATERSON, PASSAIC COUNTY, NEW JERSEY

Section number 7

Page 11 of 148

190 Derrom Avenue Block 1390 Lot 8

Non-Contributing

Outbuildings: 0

190 Derrom Avenue is a ca. 1960, 2-story, 5 bay, irregular plan wood frame, split-level Neo-Traditional style house. The first floor is brick-clad, the 2nd with aluminum clapboards. Features include a simple portico, integrated garage, 8/8 sash, and gable roof with composition tiles.

196 Derrom Avenue Block 1390 Lot 7

Key (NJ DEP Inv. 1608-075)

Outbuildings: 1 stylistically similar, detached garage (C)

196 Derrom Avenue is a ca. 1918, 2 story, 6 bay, rectangular plan, Classical Revival residence. The brick residence features 8/8 wood sash, a 2 story rounded-canopy portico, paneled marble window heads, a Federal style glazed door surround, single-corbels gable-ends and pedimented dormers with 1/2 round windows. The gable roof is covered in slate tiles. The highly formal house was built for Charles P. Cole of Standard Dye and Silk Manufacturing. (see photo 25)

199 Derrom Avenue Block 1375 Lot 7

Contributing

Outbuildings: 1 stylistically similar, detached garage (C)

199 Derrom Avenue is a 2 story, 3 bay, rectangular plan, wood frame, Colonial Revival house constructed in 1913. Approached by a curved-cap brick staircase, the building is clad in vinyl siding and features a portico with contemporary fluted vinyl columns. Fenestration consists of 1/1 sash and the hip roof with hipped dormers is covered by composition shingles.

215 Derrom Avenue Block 1376 Lot 1

Contributing (NJ DEP Inv. 1608-076)

Outbuildings: 0

215 Derrom Avenue is a ca. 1923, 2 story, 3 bay, rectangular plan, brick veneer, Classical Revival style residence with 1/1 sash, engaged pilasters and decorative oculi flanking front door. Features include Doric columns support flanking porches, 4 large central brackets at roofline, gabled roof and wide dormer.

219 Derrom Avenue Block 1376 Lot 2

Key (NJ DEP Inv. 1608-077)

Outbuildings: 1 detached garage (N/C)

219 Derrom Avenue is a ca. 1912, 2 story, 3 bay, rectangular plan, wood frame, Dutch Colonial Revival with Shingle style influence. The house is clad in wood shingles with an open porch with arched, shingled post openings. Features include an engaged random-rubble chimney, 1/1 sash, diamond pane casement windows and cross-gambrel roof.

222 Derrom Avenue Block 1377 Lot 14

Key (NJ DEP Inv. 1608-078)

Outbuildings: 1 stylistically similar, detached garage (C)

222 Derrom Avenue is a ca. 1912, 2 story, 3 bay, rectangular plan, wood frame, Colonial Revival style residence. Constructed in 1916, the symmetrical façade contains segmental arched tripartite picture windows with stained glass transom flanking the front entrance and 10/1 sash at the 2nd floor. A Federal style doorway is flanked by round leaded glazed oculus windows. Other elements include large overhanging eaves with curvilinear brackets, a wide dormer and a Tuscan style pergola. The hipped roof is covered in composition shingles. The house was featured in the 1923 book, *Paterson in Pictures*.

United States Department of the Interior
National Park Service

National Register of Historic Places

Continuation Sheet – EASTSIDE PARK HISTORIC DISTRICT

PATERSON, PASSAIC COUNTY, NEW JERSEY

Section number 7 Page 12 of 148

225 Derrom Avenue Block 1376 Lot 3
Non-contributing

Outbuildings: 1 detached garage (N/C)

225 Derrom Avenue is a 2 story, 3 bay, rectangular plan, wood frame, Dutch Colonial Revival style residential building constructed in 1900. The heavily altered house is brick veneer and vinyl-clad with casement & 1/1 replacement sash, and altered gambrel roofline with composition shingle roofing.

228 Derrom Avenue Block 1377 Lot 13
Contributing

Outbuildings: 1 detached garage (N/C)

228 Derrom Avenue is a ca. 1920, 2 story, 3 bay, rectangular plan, wood frame, Colonial Revival style residence. The stucco-sided house features a floral ironwork portico, steep overhanging eaves with decorative brackets, and a belt course. Fenestration consists of tripartite picture windows flanking the front entrance, 6/1 sash at 1st floor, and casement windows at 2nd floor. The hip roof is covered in slate tiles. The house was featured in the 1923 book, *Paterson in Pictures*.

229 Derrom Avenue Block 1376 Lot 4
Non-contributing

Outbuildings: 1 detached garage (N/C)

229 Derrom Avenue is a 2 story, 2 bay, rectangular plan, wood frame, Colonial Revival style vernacular farmhouse with closed in porch, bow windows, 6/6 sash at 1st floor, 1/1 replacement sash at 2nd floor, and shed dormers. Significant alterations have been made to the ca. 1912 house.

230 Derrom Avenue Block 1377 Lot 12
Contributing

Outbuildings: 1 stylistically similar, detached garage (C)

230 Derrom Avenue is a 2 story, 3 bay, rectangular plan, wood frame, Colonial Revival style residential building. Constructed in 1917, the aluminum-sided house features a curvilinear, pedimented portico with barrel vault, and shell-motif decorative windows flanking the entranceway. Fenestration consists of 12/1 sash at the 1st floor, and varied casements on the 2nd floor. The gable roof is covered in slate tiles.

235 Derrom Block 1376 Lot 5
Key (NJ DEP Inv. 1608-079)

Outbuildings: 1 large cut stone outbuilding with flat roof (N/C)

235 Derrom Avenue is a ca. 1910, 2 story, irregular plan, wood frame, Arts & Crafts style residence with Dutch Colonial Revival influence. The house features random rubble foundation, flared eaves and siding, and an original cedar shake-sided, shed-roof portico. Fenestration consists of 1/1 sash and the cross-gambrel roof is covered in composition shingles. The house was featured in the 1923 book, *Paterson in Pictures*.

243 Derrom Avenue Block 1376 Lot 6
Contributing

Outbuildings: 0

243 Derrom Avenue, a 2 story, 3 bay, square plan, wood frame, Prairie Variant style residence with rough-coat stucco siding, was constructed in 1910. Tripartite, 1/1 sash windows flank the front entrance with oriel windows at 2nd floor. An applied, wood trim belt course runs house perimeter, and the gable roof is covered in composition shingles.

United States Department of the Interior
National Park Service

National Register of Historic Places

Continuation Sheet – EASTSIDE PARK HISTORIC DISTRICT PATERSON, PASSAIC COUNTY, NEW JERSEY

Section number 7

Page 13 of 148

247 Derrom Avenue Block 1420 Lot 1

Key (NJ DEP Inv. 1608-080)

Outbuildings: 1 stylistically similar, detached garage (C)

247 Derrom Avenue is a ca. 1912, 2 story, 3 bay, square plan, brick Prairie style residential building. Features include rectilinear patterned brickwork & quoining, 1 story integrated front porch, wide overhanging eaves with rectilinear brackets, and decorative oriel window on the north end. Fenestration consists of 1/1 sash, and the hip roof is covered in slate-tiles.

251-263 Derrom Avenue Block 1420 Lot 2

Key (NJ DEP Inv. 1608-081)

Outbuildings: 1 stylistically similar, detached garage (C)

251-263 Derrom Avenue is a large, 2-1/2 story, 5 bay, irregular plan, wood frame, Shingle Style residential building. Constructed in 1904, the house features an asymmetrical façade with double peaked gable and adjoining perpendicular gables; elaborate portico with flared, shingled balusters, glazed doors, sidelights and transom flanked by oversized classical brackets. 1st level shingle-sided in stepped courses and windows are mainly 1/1 sash interspersed with diamond pane casements. The cross-gabled roof is covered in red, plain clay tiles. The house was built for William A. Arnold of American Silk & Dye Company. (see photo 26)

254 Derrom Avenue Block 1419 Lot 1

Contributing

Outbuildings: 0

254 Derrom Avenue is a 2 story, 3 bay, rectangular plan, wood frame, Dutch Colonial Revival style residence constructed in 1912. Sided in wood shingles, the house features an enclosed pedimented portico, projecting central block at 2nd floor, and a later attached garage addition. Fenestration consists of 12/1 sash at the 1st floor, and 9/1 sash at the 2nd floor. The cross-gambrel roof has composition shingles with a gambrel within gable at the roofline. The house was featured in the 1923 book, *Paterson in Pictures*.

260 Derrom Avenue Block 1419 Lot 12

Key

Outbuildings: 1 detached garage (N/C)

260 Derrom Avenue is a 2-1/2 story, 3 bay, rectangular plan, wood frame, Colonial Revival residence. Constructed in 1912, the house contains 8/1 sash at the 1st floor, and 8/8 sash at the 2nd floor. Features include a pedimented portico, oval oculi flanking the 2nd story central window, slate-tile gambrel roof with flared eaves, and pedimented dormers with 1/2 round windows. The house was featured in the 1923 book, *Paterson in Pictures*.

264 Derrom Avenue Block 1419 Lot 11

Key (NJ DEP Inv. 1608-082)

Outbuildings: 1 detached garage (N/C)

264 Derrom Avenue is a 2 story, 3 bay, rectangular plan, wood frame, Classical Revival residential building. Constructed in ca.1893, the highly symmetrical façade features a full height projecting porch with full entablature and four pairs of Ionic columns. A Federal style doorway is flanked by paired sash over which sit tall pairs of French doors with shallow balconies with wrought iron railings. The house is clad in wood clapboard and the gabled roof is covered in slate tiles and contains a single, centrally placed, eyebrow window. The house was featured in the 1923 book, *Paterson in Pictures*. (see photo 27)

United States Department of the Interior
National Park Service

National Register of Historic Places

Continuation Sheet – EASTSIDE PARK HISTORIC DISTRICT

PATERSON, PASSAIC COUNTY, NEW JERSEY

Section number 7

Page 14 of 148

265 Derrom Avenue

Block 1420 Lot 3

Contributing

Outbuildings: 0

265 Derrom Avenue is a 2 story, 3 bay, rectangular plan, brick, simplified Classical Revival style residence. Constructed in 1951, the house features 6/6 sash, rounded-canopy portico, attached garage with enclosed breezeway, and gable roof with composition shingles.

268 Derrom Avenue

Block 1419 Lot 10

Key (NJ DEP Inv. 1608-083)

Outbuildings: 1 stylistically similar, detached garage (C)

268 Derrom Avenue is a 2 story, 5 bay, rectangular plan, brick, Colonial Revival style residence. Constructed in 1928, the house contains 1 story side wings, 6/1 sash at the 1st floor and 6/6 sash elsewhere. Features include a high style portico with Corinthian columns, Federal style entrance and details, shell-motif 1/2 round decorative window heads on 1st floor, and a slate-tiled gabled roof (see photo 28). The south wing is used as a Doctors office and uses 567 Park Avenue as an address.

East Park Drive

1 East Park Drive

Block 1438 Lots 2-6

Non-Contributing

Outbuildings: 0

1 East Park Drive is a 1 story, irregular plan, brick, International Style residence constructed in 1959 by New York architect Milton Klein. The horizontally oriented, rectilinear house features clerestory windows, and a stylistically integrated, but detached car port and storage room. Built into a slope, the house features a full width two story porch on the east end, with large, full-height sliding glass walls and cantilevered overhangs supported by thin, cylindrical posts. The flat roof is copper flashed at the parapet.

19 East Park Drive

Block 1439 Lot 6

Contributing

Outbuildings: 0

19 East Park Drive is a 2 story, 5 bay, rectangular plan, brick, Colonial Revival style residence constructed in 1928. The formal house contains a barrel-vaulted portico, fenestration consisting of 6/1 sash, pedimented dormers with 1/2 round windows, and integrated garage. The gable roof is covered in composition shingles.

25 East Park Drive

Block 1439 Lot 7

Contributing

Outbuildings: 0

25 East Park Drive is a 2 story, 3 bay, irregular plan, wood frame, Gothic Revival-inspired, Tudor Revival style residence. Constructed in 1926 by then Paterson Mayor John Hinchcliffe, the unique house features wood clapboard siding, a Tudor/Gothic Revival pointed arch enclosed brick entry, oak door, and pergola style door surround. Fenestration consists of flanking tripartite picture windows at the 1st floor, and 8/8 sash at the 2nd floor. The gable roof is covered in slate tiles.

United States Department of the Interior
National Park Service

National Register of Historic Places

Continuation Sheet – EASTSIDE PARK HISTORIC DISTRICT PATERSON, PASSAIC COUNTY, NEW JERSEY

Section number 7

Page 15 of 148

33 East Park Drive

Block 1439 Lot 7

Contributing

Outbuildings: 1 stylistically similar, detached garage (C)

33 East Park Drive is a ca. 1917, 2 story, 5 bay, rectangular plan, wood frame, Colonial Revival style residence. The symmetrical façade contains 6/1 sash, Italian Renaissance-inspired barrel vaulted portico, and pedimented dormers with 1/2 round windows. The stucco-sided house has a gable roof with slate tiles.

40 East Park Drive

Block 1439 Lot 8

Contributing

Outbuildings: 0

40 East Park Drive is a ca. 1916, 2 story, irregular plan, wood frame, Arts & Crafts period residence. The simple, bold design is stuccoed and features a massive, engaged chimney stack, and a large projecting portico with massive cylindrical columns. Fenestration includes 8/1 sash at the 1st floor and 1/1 sash elsewhere. The cross-gabled roof is covered in slate tile.

45 East Park Drive

Block 1439 Lot 9

Non-Contributing

Outbuildings: 0

45 East Park Drive is a ca. 1965, 2 story, irregular plan, wood frame, Neo-Colonial Revival style residence. The ranch-type layout contains a brick veneered integrated ranch style porch, 6/6 sash windows, aluminum siding, integrated garage, and composition-shingled, gable roof.

55 East Park Drive

Block 1439 Lot 10

Contributing

Outbuildings: 0

55 East Park Drive is a 2 story, 4 bay, irregular plan, wood frame, Colonial Revival style residence constructed in 1951. Features include ashler stone veneer façade, classical window heads, classical-inspired recessed doorway with sidelights, and varied fenestration. The garage is attached and gable roof is covered in slate tile.

Linden Road

5 Linden Road

Block 1406 Lot 11

Contributing

Outbuildings: 1 stylistically similar, detached garage (C)

5 Linden Road is a ca. 1926, 2 story, 3 bay, rectangular plan, brick, American Foursquare style house. Center entry is flanked by tripartite picture window with leaded glass transom, 6/1 replacement windows elsewhere. The portico has a decorative swan neck pediment, and the roof is hipped with composition shingles.

6 Linden Road

Block 1407 Lot 2

Contributing

Outbuildings: 1 stylistically similar, detached garage (C)

6 Linden Road is a ca. 1928, 2 story, 2 bay, rectangular plan, wood frame, Dutch Colonial Revival residence. The vinyl sided house has a simple asymmetrical façade, pedimented portico, 1/1 replacement windows, and gambrel roof with composition shingles.

United States Department of the Interior
National Park Service

National Register of Historic Places

Continuation Sheet – EASTSIDE PARK HISTORIC DISTRICT

PATERSON, PASSAIC COUNTY, NEW JERSEY

Section number 7

Page 16 of 148

7 Linden Road Block 1406 Lot 10

Contributing

Outbuildings: 1 stylistically similar, detached garage (C)

7 Linden Road is a 2 story, 3 bay, irregular plan, wood frame, vernacular Colonial Revival style residence. Constructed in 1926, the vinyl-sided house features a large projecting integrated porch supported by massive plain columns, window well cut into roofline above porch, 1/2 round windows in gable ends 6/1 sash, and a cross-gable, slate tile roof.

8 Linden Road Block 1407 Lot 3

Contributing

Outbuildings: 1 stylistically similar, detached garage (C)

8 Linden Road is a ca. 1928, 2 story, 3 bay, irregular plan, wood frame, vernacular Colonial Revival style residence. Tripartite 6/1 windows flank a flat-roofed portico with three arched openings, with a Palladian window at the 2nd floor gable. The structure is vinyl sided and the gable roof is covered in composition shingles.

11 Linden Road Block 1406 Lot 9

Contributing

Outbuildings: 1 stylistically similar, detached garage (C)

11 Linden Road is a 2 story, irregular plan, brick, vernacular Colonial Revival style residence. Constructed in 1924, the vinyl-sided house with 1/1 sash windows features an asymmetrical projecting gable and entryway with faux half-timbering. The gable roof is covered in composition shingles.

15 Linden Road Block 1406 Lot 8

Contributing

Outbuildings: 0

15 Linden Road is a 2 story, irregular plan, wood frame, Tudor Revival style residence. Constructed in 1933, the house features clinker brick veneer at 1st floor, a projecting flared entryway interspersed with stone blocks, 6/1 replacement windows, and an integrated garage. The gable roof is covered in composition shingles.

19 Linden Road Block 1406 Lot 7

Contributing

Outbuildings: 1 stylistically similar, detached garage (C)

19 Linden Road is a 1 story, 3 bay, square plan, brick, Ranch style residence. Constructed in 1953, the modest house has a brick veneer interspersed with random granite blocks, a projecting front porch with overhanging, pedimented roof, 1/1 sash windows, and a hipped, composition shingled roof.

Manor Road

1 Manor Road Block 1401 Lot 7

Contributing

Outbuildings: 1 stylistically similar, detached garage (C)

1 Manor Road is a 2 story, 3 bay, rectangular plan, wood frame, Ranch style residence. Constructed in 1952, the 1 story block has a brick veneer interspersed with random granite blocks, and a large, 2 story, flat roofed rear portion is clad in aluminum shingles. A projecting front porch features an overhanging, gabled roof. Fenestration consists of 1/1 sash. The hip roof is covered in composition shingles. (same plan as #2 and #4 Manor Road, see photo 7)

United States Department of the Interior
National Park Service

National Register of Historic Places

Continuation Sheet – EASTSIDE PARK HISTORIC DISTRICT

PATERSON, PASSAIC COUNTY, NEW JERSEY

Section number 7 Page 17 of 148

- 2 Manor Road Block 1406 Lot 6
Contributing
Outbuildings: 1 stylistically similar, detached garage (C)
2 Manor Road is a 2 story, 3 bay, rectangular plan, wood frame, Ranch style residence. Constructed in 1952, the 1 story block is clad in a brick veneer, and a large, 2 story, flat roofed rear portion is clad in vinyl clapboards. A projecting front porch features an overhanging gabled roof. Fenestration consists of 1/1 sash. The hip roof is covered in composition shingles.
- 4 Manor Road Block 1406 Lot 5
Contributing
Outbuildings: 1 stylistically similar, detached garage (C)
4 Manor Road is a 2 story, 3 bay, rectangular plan, wood frame, Ranch style residence. Constructed in 1952, the 1 story block has a brick veneer interspersed with random granite blocks, and a large, 2 story, flat roofed rear portion is clad in aluminum shingles. A projecting front porch features an overhanging, gabled roof. Fenestration consists of 1/1 sash. The hip roof is covered in composition shingles.
- 5 Manor Road Block 1401 Lot 8
Contributing
Outbuildings: 1 stylistically similar, detached garage (C)
5 Manor Road is a ca. 1928, 2 story, 3 bay, rectangular plan, wood frame, Dutch Colonial Revival Residence. The vinyl sided house has a projecting, self-supporting, barrel vaulted door hood, 1/1 sash windows, and gambrel roof covered in composition shingles.
- 6 Manor Road Block 1406 Lot 4
Contributing
Outbuildings: 0
6 Manor Road is a, 2 story, 3 bay, rectangular plan, wood frame, Dutch Colonial Revival Residence. Constructed in 1930, the plastic-shingle-sided house has an asymmetrical façade with a projecting, pedimented portico, 1/1 sash, and a gambrel roof with composition shingles.
- 7 Manor Road Block 1401 Lot 8
Contributing
Outbuildings: 1 detached garage (N/C)
7 Manor Road is a 2 story, 3 bay, rectangular plan, wood frame, Colonial Revival style residence with Arts & Crafts influence. Constructed in 1928, the house has a symmetrical façade, at the center of which is a projecting brick entry porch with jerkin-head roof. The first floor has a brick veneer, casement windows with transoms and 1/1 sash at the 1st floor. The second floor is vinyl sided with 6/1 sash. The gable roof is clad in composition shingles.
- 8 Manor Road Block 1406 Lot 3
Contributing
Outbuildings: 1 stylistically similar, detached garage (C)
8 Manor Road is a 2 story, 3 bay, rectangular plan, wood frame, Colonial Revival style residence, constructed in 1928. The wood clapboard sided house features a symmetrical façade, 6/1 sash windows and a glass-enclosed classical-inspired portico with a Chippendale style railing. The gable roof is slate-tiled.

United States Department of the Interior
National Park Service

National Register of Historic Places

Continuation Sheet – EASTSIDE PARK HISTORIC DISTRICT

PATERSON, PASSAIC COUNTY, NEW JERSEY

Section number 7 Page 18 of 148

10 Manor Road Block 1406 Lot 2

Contributing

Outbuildings: 1 detached garage (N/C)

10 Manor Road is a ca. 1928, 2 story, 3 bay, rectangular plan, wood frame, Dutch Colonial Revival style residence. The wood-shingle sided house has symmetrical façade with pedimented portico projecting from pent roof, supported by large, classical-inspired brackets. Fenestration consists of 6/1 sash, and the gambrel roof is slate-tiled.

15 Manor Road Block 1401 Lot 10

Contributing

Outbuildings: 1 detached garage (N/C)

15 Manor Road is a ca. 1928, 2 story, 3 bay, rectangular plan, wood frame, Dutch Colonial Revival style residence. The wood-clapboarded house has 6/1 sash, and a barrel vaulted portico supported by large decorative brackets and flanked by triple sash. The gambrel roof is slate-tiled.

21 Manor Road Block 1402 Lot 6

Non-Contributing

Outbuildings: 0

21 Manor Road is a 2 story, 3 bay, rectangular plan, wood frame Colonial Revival style residence. Constructed in 1920, with a 1953 addition, the house has been significantly altered.

27 Manor Road Block 1402 Lot 7

Contributing

Outbuildings: 1 detached garage (N/C)

27 Manor Road is a 2 story, 2 bay, rectangular plan, wood frame, Colonial Revival style residence. Constructed in 1920, the house features an asymmetrical façade, wood shingles, enclosed portico, and boarded up windows at 1st floor with 6/1 sash at the 2nd floor. The gable roof is slate-tiled.

29 Manor Road Block 1402 Lot 8

Contributing

Outbuildings: 0

29 Manor Road is a 2 story, 3 bay, irregular plan, wood frame, Tudor Revival style residence. Constructed in 1926 1st floor is brick veneer-clad with tripartite casement with transom. The integrated entry is finished with faux 1/2 timbering and stucco, and contains a segmental arch doorway.

45 Manor Road Block 1403 Lot 7

Contributing

Outbuildings: 1 stylistically similar, detached garage (C)

45 Manor Road is a 2 story, 3 bay, rectangular plan, stone, Dutch Colonial Revival style residence. The house features a symmetrical façade, flared eaves, shed dormers, an engaged stone chimney stack, and an attached, enclosed pergola supported internally by rough finished columns. Fenestration includes flanking tripartite picture windows and casements with transoms at 1st floor, and 6/6 sash elsewhere. The gambrel roof is covered in slate tiles.

United States Department of the Interior
National Park Service

National Register of Historic Places

Continuation Sheet – EASTSIDE PARK HISTORIC DISTRICT

PATERSON, PASSAIC COUNTY, NEW JERSEY

Section number 7 Page 19 of 148

47 Manor Road Block 1403 Lot 8

Non-Contributing

Outbuildings: 1 stylistically similar, detached garage (N/C)

47 Manor Road is a ca. 1960 1-1/2 story, 3 bay, irregular plan, wood frame, Split-Level Ranch residence. The 1st floor is brick veneer-clad with tripartite casement windows, the 2nd clad in vertical planks. Features include an engaged chimney, and entryway integrated into cross-gabled, composition-shingled roof.

54 Manor Road Block 1404 Lot 1

Contributing

Outbuildings: 1 detached garage (N/C)

54 Manor Road is a 2 story, 3 bay, rectangular plan, wood frame, Colonial Revival style residence. Constructed in 1930, the stucco-sided house features a symmetrical façade, pergola-type portico with wrought iron railing supported by painted brick piers and a single pedimented dormer with quatripartite window. Fenestration consists of 1/1 sash, and the hip roof is covered in composition shingles.

57 Manor Road Block 1403 Lot 8

Contributing

Outbuildings: 0

57 Manor Road is a 2 story, 3 bay, irregular plan, wood frame, Colonial Revival style residence. Constructed in 1923, the wood clapboard-sided house has the entrance set back into the cross-gable, and a broken pediment decoration over the entrance door. Fenestration consists of 6/6 sash and the cross-gable roof is covered in composition shingles.

63 Manor Road Block 1403 Lot 8

Contributing

Outbuildings: 0

63 Manor Road is a 2 story, 3 bay, rectangular plan, wood frame, Colonial Revival style residence, constructed in 1923. The 1st floor has a brick veneer and 10/1 sash windows. The 2nd floor is clad in wood shingles with 8/1 sash. Additional features include asymmetrical façade, flared eaves, and a rounded-canopy portico with Tuscan columns. The hip roof is covered in composition shingles.

69 Manor Road Block 1403 Lot 8

Contributing

Outbuildings: 1 stylistically similar, detached garage (C)

69 Manor Road is a 2 story, 3 bay, rectangular plan, wood frame, Colonial Revival style residence, constructed in 1923. The vinyl sided house contains a symmetrical façade, 8/1 sash windows, and portico with Tuscan columns & sunburst pattern in pediment. The gable roof is covered in composition shingles. The stylistically similar garage retains the original side-by-side doors.

McLean Boulevard

150 McLean Boulevard Block 1439 Lot 12

Contributing

Outbuildings: 0

150 McLean Boulevard is a 2 story, irregular plan, brick, Modern Contemporary residence. Constructed in 1948, the house features clerestory windows and a flat roof.

United States Department of the Interior
National Park Service

National Register of Historic Places

Continuation Sheet – EASTSIDE PARK HISTORIC DISTRICT

PATERSON, PASSAIC COUNTY, NEW JERSEY

Section number 7 Page 20 of 148

Overlook Drive

14 Overlook Drive Block 1439 Lot 4
Contributing
Outbuildings: 0

14 Overlook Drive is a 2 story, 3 bay, rectangular plan, wood frame, Dutch Colonial Revival style residence. Constructed in 1928, the house is clad in wood clapboards and has a jerkin-head roofed classical portico with fluted Tuscan columns. Fenestration consists of flanking tripartite picture windows at the 1st floor, and 10/1 sash elsewhere. Additional elements include an attached garage and jerkin-head-ended gambrel roof with slate tiles.

15 Overlook Drive Block 1438 Lot 7
Contributing

Outbuildings: 1 stylistically similar, detached garage (C)

15 Overlook Drive is a ca. 1926 2 story, 5 bay, rectangular plan, wood frame, Colonial Revival style residence. Clad in wood clapboards, the house has a symmetrical façade, 1 story porch on the east end, 6/1 sash windows, and a broken-pedimented classical-inspired door surround. The gable roof is covered in composition shingles.

20 Overlook Drive Block 1439 Lot 3
Contributing

Outbuildings: 0

20 Overlook Drive is a 2 story, 3 bay, irregular plan, wood frame, Tudor Revival style residence. Constructed in 1926, the 1st floor has a brick veneer, the 2nd floor stucco-coated. Additional elements include 10/1 sash windows, an integrated garage, projecting brick-veneer entranceway, and faux 1/2 timbering. The cross-gable roof is covered in slate tile.

30 Overlook Drive Block 1439 Lot 2A
Non-Contributing

Outbuildings: 0

30 Overlook Drive is a 1-½ story, 4 bay, irregular plan, brick, Minimal Traditional style residence. Constructed in 1954, the whitewashed brick veneer house has casement windows, an integrated garage, and white, floral decorative wrought iron railings. The gable roof is covered in wood shingles.

32 Overlook Drive Block 1439 Lot 2
Contributing

Outbuildings: 0

32 Overlook Drive is a 1 story, irregular plan, wood frame, Modern Contemporary style residence. Constructed in 1950, the horizontally oriented house has an angled footprint, an integrated garage with ashlar & random stone surround, horizontally oriented casement windows, vertical plank and wood clapboard siding, and a flat roof.

44 Overlook Drive Block 1439 Lot 2
Non-Contributing

Outbuildings: 0

44 Overlook Drive is a 1 story, rectangular plan, Modern Contemporary style residence. Constructed in 1960, the horizontally oriented house has a brick veneer, vinyl-sided gable ends, and casement windows. Additional elements include a paneled door surround, stone stairwall, integrated garage and composition roof shingles. (see photo 43)

United States Department of the Interior
National Park Service

National Register of Historic Places

Continuation Sheet – EASTSIDE PARK HISTORIC DISTRICT

PATERSON, PASSAIC COUNTY, NEW JERSEY

Section number 7 Page 21 of 148

Park Avenue

535 Park Avenue Block 1418 Lot 12
Contributing

Outbuildings: 1 stylistically similar, detached garage (C)

535 Park Avenue is a ca. 1910, 2 story, 3 bay, irregular plan, wood frame, Foursquare with later Tudor Revival remodeling. With an asymmetrical façade, the house has brick veneer at 1st story, projecting gabled brick entry block with segment head door opening, and tripartite casement windows. Fenestration elsewhere consists of 6/1 sash. The upper portions retain original Foursquare stylistic elements and wood shingle siding. The hip roof is covered in composition shingles.

540 Park Avenue Block 1425 Lot 1
Contributing

Outbuildings: 1 stylistically similar, detached garage (C)

540 Park Avenue is a 2 story, 3 bay, rectangular plan, wood frame, Arts & Crafts style house. Constructed in 1920, the symmetrical façade has an integrated, rectilinear, rough-stuccoed porch with paired piers. The gable roof is covered in slate tile, on which sits a full-width shed dormer with decorative rafter tails.

543 Park Avenue Block 1418 Lot 13
Contributing

Outbuildings: 1 stylistically similar, detached garage (C)

543 Park Avenue is a, 2-½ story, 3 bay, irregular plan, wood frame, Colonial Revival style residence. Constructed in 1917, the stucco coated house features paired 1/1 replacement sash at the 1st floor and 8/1 replacements at the 2nd floor, and an offset cross-gambrel roof with composition shingles. A non-contributing addition was built in 1954. Details include an oversized, open-bed pediment portico supported by full-entablature projections over Tuscan columns and a Palladian-inspired door surround. The house was featured in the 1923 book, *Paterson in Pictures*.

550 Park Avenue Block 1424 Lot 2
Contributing

Outbuildings: 0

550 Park Avenue is a 2-1/2 story, 3 bay, rectangular plan, brick, Prairie style-influenced Colonial Revival style house. Constructed in 1922, the symmetrical house has cast-stone sills, simple bracketed cornice, and a horizontally-oriented hipped dormer. A substantial brick portico with matching cornice contains a replacement door flanked by stained-glass sidelights. Fenestration includes tripartite 1/1 sash at the 1st floor and 1/1 sash elsewhere. The hip roof is covered in slate tiles.

555 Park Avenue Block 1419 Lot 8
Contributing

Outbuildings: 1 embankment garage (N/C)

555 Park Avenue is a, 3 story, 3 bay, rectangular plan, wood frame, Dutch Colonial Revival style residence. Constructed in 1917, the stucco-coated house features a 1 story enclosed porch at the west end with engaged columns and a secondary entrance. A classical-inspired, glass-enclosed portico features a semi-circular pediment housing a stuccoed semidome, supported by Tuscan-inspired columns. Fenestration consists of tripartite 10/1 flanked by 4over1 at the 1st floor, 8/1 sash at the 2nd floor, and replacement 1/1 sash. The gambrel roof is covered in composition shingles.

United States Department of the Interior
National Park Service

National Register of Historic Places

Continuation Sheet – EASTSIDE PARK HISTORIC DISTRICT

PATERSON, PASSAIC COUNTY, NEW JERSEY

Section number 7

Page 22 of 148

560 Park Avenue

Block 1424

Lot 1 & 12

Key (NJ DEP Inv. 1608-351)

Outbuildings: 0

560 Park Avenue is a 3 story, 3 bay, irregular plan, brick, English Edwardian style residential building. Constructed in 1898, the asymmetrical, tall brick mansion has a double-gabled façade. The west end has a 2 story projecting bay with cut stone window surrounds. The east end has cut stone lintels, centrally placed, projecting 1 story entry block with a Romanesque arched opening interspersed with cut stone voussiors and topped by large round cut stones on small bases. Fenestration consists of 1/1 wood sash. The combination hip/gable roof is covered in slate tiles. (see photo 36)

561 Park Avenue (Congregation B'nai Israel)

Block 1424

Lot 1

Contributing

Outbuildings: 1 stylistically similar, detached garage (C)

561 Park Avenue 2 story, 3 bay, irregular plan, wood frame, Vernacular Shingle Style residence and institutional building. The 1903 house features an overhanging 2nd story with flared eaves at both floors, attached wings on the east & west ends, and overhanging eaves with curvilinear brackets. All the exterior vertical surfaces are shingled, fenestration is mixed casement and 6/1 sash, and the hip roof is covered in slate tiles. The house was featured in the 1923 book, *Paterson in Pictures*.

567 Park Avenue (see 268 Derrom Avenue)

570 Park Avenue

Block 1421

Lot 2 & 3

Key (NJ DEP Inv. 1608-352)

Outbuildings: 0

570 Park Avenue is a ca. 1905, 2 story, 5 bay, irregular plan, wood frame, Colonial Revival style residence with Shingle Style elements. The symmetrical main block contains a 2 story wing on the east end, with a 1 story wing attached. House is wood-shingled and flared at each floor end. A large portico with a straight-flared, slate tiled roof is supported by Tuscan columns and piers. The steep, slate-tiled hip roof has overhanging eaves with decorative brackets, mimicked at the portico and dormer roofs. The dormers and side porch also feature the straight-flared, slate-tiled roofs. Constructed in 1954, a non-contributing, 1 story garage & office wing lies at grade on the west end, on East 35th Street. (see photo 37)

577 Park Avenue

Block 1420

Lot 4

Contributing

Outbuildings: 1 stylistically similar, detached garage (C)

577 Park Avenue is a 2 story, 5 bay, rectangular plan, brick, Colonial Revival style residence. Constructed in 1926, the formal house with flanking 1 story wings has cast stone sills, vertically oriented brick lintels; 6/1 wood sash, and a full Classical entablature cornice with modillions. An enclosed portico contains paired, slender Corinthian columns, full entablature and wooden, Chippendale style railing. The gable end roof with shed roofed dormers is covered in slate tiles. Non-contributing 1959 addition.

580 Park Avenue

Block 1421

Lot 1

Contributing

Outbuildings: 1 stylistically similar, detached garage (C)

580 Park Avenue is a 2 story, 3 bay, irregular plan, stone & wood frame, Colonial Revival residence. The ca. 1895 house features a symmetrical main block and a 2 story section on the east end. Random-course sandstone blocks finish the 1st floor, with aluminum clapboards at 2nd floor. Large picture windows flank a large Classical Revival-inspired pedimented portico with applied decorative elements. A raised panel door is flanked by sidelights on raised panel bases. Three small picture windows have been placed above the portico.

United States Department of the Interior
National Park Service

National Register of Historic Places

Continuation Sheet – EASTSIDE PARK HISTORIC DISTRICT

PATERSON, PASSAIC COUNTY, NEW JERSEY

Section number 7

Page 23 of 148

590 Park Avenue Block 1454 Lot 2
Contributing
Outbuildings: 0

590 Park Avenue is a 2 story, irregular plan, brick, Colonial Revival style residence. Constructed in 1951, the asymmetrical façade faces 36th Street. The simplified Colonial Revival style house contains an attached garage, mixed casement & sash windows, and an engaged, broken-pedimented door surround with fluted pilasters. A recessed raised panel door contains 9 lights in the upper half. The hip roof is covered in composition shingles.

600 Park Avenue Block 1454 Lot 1
Contributing
Outbuildings: 0

600 Park Avenue is a 2 story, irregular plan, brick, Tudor Revival style residence. Constructed in 1949, the Late Tudor Revival features an engaged stairwell tower and curved entrance door, matching broken range work ashlar cut stone chimney stacks on the north and east elevations, an oculus window on the east end, casement windows, and a shed roofed, partially-engaged entry porch. The hip roof is covered in slate tiles. (see photo 38)

610 Park Avenue Block 1452 Lot 2
Contributing
Outbuildings: 1 stylistically similar, detached garage (C)

610 Park Avenue is a ca. 1918, 2 story, 3 bay, rectangular plan, wood frame, Colonial Revival style residence. The symmetrical house is clad in aluminum siding with 8/1 replacement sash at the 1st floor, and 8/1 sash elsewhere. A Classical-inspired portico with curvilinear roof and elliptical arched ceiling is supported by paired, fluted Tuscan columns. A Federal style-inspired doorway contains a leaded fanlight & sidelights.

620 Park Avenue Block 1452 Lot 1
Key (NJ DEP Inv. 1608-353)
Outbuildings: 0

620 Park Avenue is a 2 story, irregular plan, brick & stone, Tudor Revival style residence. Constructed in 1920, the asymmetrical, picturesque house features broken range ashlar sandstone veneer at 1st story on the east end, clinker brick veneer on the west end, a central engaged tower with conical roof faux 1/2 timbering at second story level, and integrated garage. Fenestration consists of leaded casements, wood casements, and three, diamond pane casement in stairhall tower. The combination hip and gable roof is covered in mixed slate.

630 Park Avenue Block 1450 Lot 1
Key (NJ DEP Inv. 1608-354)
Outbuildings: 0

630 Park Avenue is a 2 story, 5 bay, rectangular plan, stucco, Italian Renaissance style residence. The 1929 highly formal and symmetrical residential building is flanked by attached, Palladian-inspired openings framed in marble blocks. The main body contains four, full-height, leaded stained-glass with 1/2 round transoms flanking a tripartite, projecting entry block. The marble-trimmed entry contains a marble-framed 1/2 round opening and open-bed pedimented roof. Flanking the center entry are marble-clad, shed-roofed wings with smaller 1/2 round openings. The 2nd floor consists of a 5-part leaded stained-glass 1/2 round windows with center infilled, flanked by square casements. The hip roof is covered in polychrome Spanish clay tiles. (see photo 39)

United States Department of the Interior
National Park Service

National Register of Historic Places

Continuation Sheet – EASTSIDE PARK HISTORIC DISTRICT

PATERSON, PASSAIC COUNTY, NEW JERSEY

Section number 7

Page 24 of 148

646 Park Avenue

Block 1447 Lot 3

Contributing

Outbuildings: 0

646 Park Avenue is a 2 story, irregular plan, brick, Ranch style residence. The asymmetrical façade faces East 39th Street, with a 2 story block on the north end, a long 1 story section to the south, and integrated garage. The brick veneer has random clinker inserted and the integrated entryway has a simple door with a 3-light sidelight on the north side. Fenestration consists of casement windows and the gable roof is covered in composition shingles.

647 Park Avenue

Block 1439 Lot 10

Contributing

Outbuildings: 0

647 Park Avenue is a 2 story, irregular plan, brick & stone, Tudor Revival style residence. Constructed in 1950, the asymmetrical house features broken range work ashlar on the west end, brick veneer on the east, and an attached garage. A recessed arched entryway contains a single light, vertical plank door. Faux 1/2 timbering is found on the facade gable projection, part of the cross-gable, composition-shingled roof. Fenestration consists of tripartite picture windows with fixed, multi-pane sash.

653 Park Avenue

Block 1439 Lot 10

Contributing

Outbuildings: 0

653 Park Avenue is a ca. 1950, 2 story, irregular plan, Tudor Revival style residence. The asymmetrical house contains an integrated garage, and a projecting gable with bay window, whose central portion has random range ashlar stonework with an elliptical arch opening leading to a raised panel door with diamond pane sidelights. Fenestration consists of paired 6/6 sash at the 2nd floor, and the gable-end roof is covered in slate tiles.

657 Park Avenue

Block 1439 Lot 10

Contributing

Outbuildings: 0

657 Park Avenue is a ca. 1950 2 story, 5 bay, rectangular plan, wood frame, Colonial Revival style residence. The end bays of the symmetrical house are of brick veneer and the gable-ends are clad in vinyl clapboards. A full-height portico with fluted piers and a simple entablature with dentil course, is topped by a "Chippendale" style wooden roof rail. Fenestration consists of 6/6 sash windows, and the gable roof is covered in composition shingles. (see photo 42)

660 Park Avenue

Block 1447 Lot 1

Contributing

Outbuildings: 0

660 Park Avenue is a 2 story, 3 bay, irregular plan, wood frame, Tudor Revival style residence. Constructed in 1937, the modest, picturesque house contains a projecting block at the west end of the 1st story with a gabled brick entryway interspersed with random stone blocks & patterned brickwork. A shed roof section is placed over the integrated garage at the west end, and faux 1/2 timbering at the 2nd floor level. Fenestration consists of a quatripartite diamond pane casement on the east end, and 12 light casement at the 2nd story level. The gable roof is covered in slate tile.

United States Department of the Interior
National Park Service

National Register of Historic Places

Continuation Sheet – EASTSIDE PARK HISTORIC DISTRICT

PATERSON, PASSAIC COUNTY, NEW JERSEY

Section number 7

Page 25 of 148

663 Park Avenue

Block 1439 Lot 10

Contributing

Outbuildings: 0

663 Park Avenue is a 1 story, 3 bay, irregular plan, wood frame, Colonial Revival style residence. Constructed in 1951 with an attached garage, the brick veneer facade has a tripartite bay window on the west end, and a tripartite, multi-pane fixed sash flanked by a 4-light casement. The gable ends are clad in wood clapboards, with the roof covered in composition shingles.

666 & 672 Park Avenue

Block 1446 Lot 2

Contributing

Outbuildings: 0

666 & 672 Park Avenue is a 2 story, 3 bay, irregular plan, wood frame, Minimal Traditional style residence. Constructed in 1941, the house has a projecting, vinyl-clad gable section with a random course stone veneer, an oriel window, and an engaged, Classical Revival-inspired door surround. A brick veneer is found on the remainder of the house with the exception of an engaged random course stone chimney stack on the west end. Fenestration consists of a single bay window & mixed sash throughout. The combination hip & gable roof is covered in composition shingles.

669 Park Avenue

Block 1439 Lot 10

Contributing

Outbuildings: 0

669 Park Avenue is a ca. 1950, 2 story, irregular plan, wood frame, Tudor Revival style residence. The house contains a projecting, vinyl clad, gable section with random course stone veneer. Elements include an oriel window and engaged Classical Revival door surround at the 1st floor. A brick veneer covers the remainder of house, and an engaged random course stone chimney stack is placed on the west end. Fenestration consists of mixed sash windows and the hip & gable roof is covered in composition shingles.

675 Park Avenue

Block 1439 Lot 10

Non-Contributing

Outbuildings: 0

675 Park Avenue is a ca. 1955, 2 story, irregular plan, wood frame, Ranch style residence. The asymmetrical façade contains a projecting block with broken range coursed ashlar veneer, a 9-part bow window, and slightly recessed front entryway. The eastern portion is brick veneer with a tripartite picture window. The house is built with an integrated garage and the hip roof is covered in composition shingles.

677 Park Avenue

Block 1439 Lot 10

Contributing

Outbuildings: 0

677 Park Avenue is a ca. 1950, 2 story, irregular plan, brick, Minimal Traditional style residence. The asymmetrical façade contains a large casement bow window at the west end, an engaged Classical-inspired door surround with a raised panel door, integrated garage, and shed roof dormer with end gables. The gable end roof is covered in composition shingles.

United States Department of the Interior
National Park Service

National Register of Historic Places

Continuation Sheet – EASTSIDE PARK HISTORIC DISTRICT

PATERSON, PASSAIC COUNTY, NEW JERSEY

Section number 7

Page 26 of 148

680 Park Avenue

Block 1446 Lot 1

Contributing

Outbuildings: 0

680 Park Avenue is a 2 story, irregular plan, wood frame, Tudor Revival style residence. Constructed in 1936, the east end of the 1st floor has a brick patternwork veneer interspersed with stone blocks, whose central portion has a gable-ended entry projection with faux post & beam door surround and vertical plank door. An integrated garage is placed on the west end, and faux 1/2 timbering is placed at the 2nd story level. Fenestration includes diamond pane casement at the 1st floor, and 6/1 replacement sash elsewhere. The gable end roof is covered in slate tiles.

685 Park Avenue

Block 1439 Lot 10

Contributing

Outbuildings: 0

685 Park Avenue is a ca. 1952, 1 story, irregular plan, wood frame, Modern Contemporary style residence. The split-level house contains a projecting block with quatripartite, full-height picture windows and broken range ashlar stone work. The east end has a cantilevered balcony placed over the garage and replacement casement windows. The flat roof features wide, overhanging eaves. (see photo 41)

687 Park Avenue

Block 1439 Lot 10

Contributing

Outbuildings: 0

687 Park Avenue is a ca. 1965, 2 story, irregular plan, wood frame, Split-level Ranch residence with an integrated garage. A projecting, clapboarded gable end section with two, paired sash is placed over the garage. A horizontally oriented, coursed ashlar stone is found at the bottom half of the western section. The front door is a replacement door. The gable end roof is covered in composition shingles.

690 Park Avenue

Block 1441 Lot 2

Contributing

Outbuildings: 0

690 Park Avenue is a 2 story, irregular plan, wood frame, Tudor Revival style residence. Constructed in 1936, the asymmetrical, picturesque house has a multi-gabled façade with an engaged brick chimney stack and a projecting brick entryway with raised-panel, round-head entry door. Faux 1/2 timbering is used in the upper levels. Fenestration consists of casement & diamond pane casements. The gable end roof is covered in slate tiles.

695 Park Avenue

Block 1439 Lot 11

Non-Contributing

Outbuildings: 0

695 Park Avenue is a ca. 1965, 2 story, irregular plan, wood frame, Split-level Ranch style residence. The asymmetrical ranch has a brick veneer, and vinyl siding at the gable ends. Fenestration includes a bay window and 1/1 aluminum sash windows. A simple, flat roofed carport projects from the integrated garage, and the hip & gable roof is covered in composition shingles.

United States Department of the Interior
National Park Service

National Register of Historic Places

Continuation Sheet – EASTSIDE PARK HISTORIC DISTRICT

PATERSON, PASSAIC COUNTY, NEW JERSEY

Section number 7

Page 27 of 148

700 Park Avenue

Block 1441 Lot 1

Contributing

Outbuildings: 0

700 Park Avenue is a 2 story, irregular plan, wood frame, Modern Contemporary style residence with Colonial Revival elements. Constructed in 1951, the unusual hybrid mix contains a Modern Contemporary eastern portion with random range work ashlar veneer, a large bow window & flat roof. The western portion, while integrated, has a brick veneer with the entry door, tripartite casement window and garage transom all topped by segmental arches with fanlights.

Park Road

1 Park Road

Block 1404 Lot 2

Contributing

Outbuildings: 1 detached garage (N/C)

1 Park Road is a 2 story, 3 bay, rectangular plan, wood frame, Dutch Colonial Revival style residence. Constructed in 1923, the symmetrical façade house is clad in vinyl siding, and whose left wing is a large open porch with Tuscan columns. Fenestration includes tripartite 6/6 sash flanking the front entry, and 6/1 replacement sash elsewhere. The gambrel roof is covered in slate tiles.

2 Park Road

Block 1404 Lot 3

Contributing

Outbuildings: 1 detached garage (N/C)

2 Park Road is a 2 story, 3 bay, rectangular plan, wood frame, Colonial Revival style residence. The stucco and wood shingle-sided house contains a rounded canopy Classical-inspired portico with Tuscan columns, and wrought iron roof railing. Fenestration consists of tripartite 6/1 flanked by 4/1 sash, and 6/1 sash elsewhere. The gable roof, covered in composition shingles, features bracketed, overhanging eaves.

5 Park Road

Block 1404 Lot 4

Contributing

Outbuildings: 0

5 Park Road is a ca. 1923, 2 story, 5 bay, U-shaped plan, wood frame, Colonial Revival style residence. The symmetrical façade, wood clapboard-clad house contains replacement tripartite windows at the 1st floor and replacement sash elsewhere. A projecting, pedimented Classical-inspired portico with paired, slim Tuscan columns is centrally placed and an integrated garage is placed in the rear of the building. The gable roof is covered in slate tiles.

6 Park Road

Block 1405 Lot 8

Contributing

Outbuildings: 0

6 Park Road is a ca. 1926, 2 story, 5 bay, rectangular plan, wood frame, Dutch Colonial Revival style residence. The main portion is a 3 bay, symmetrical block with a large 2 story gable ended addition, and integrated garage. Central to the block is a 1-1/2 story, simple classical-inspired, flat roofed portico with a Palladian-inspired doorway. A 2 story, gable-ended addition is attached at the south end. The entire house is clad in wood shingles. Fenestration includes tripartite 6/1 sash flanked by 4/1 sash at the 1st floor, and replacement 6/1 sash elsewhere. The combination gambrel & gable roof is covered in composition shingles.

United States Department of the Interior
National Park Service

National Register of Historic Places

Continuation Sheet – EASTSIDE PARK HISTORIC DISTRICT

PATERSON, PASSAIC COUNTY, NEW JERSEY

Section number 7

Page 28 of 148

8 Park Road

Block 1405 Lot 7

Contributing

Outbuildings: 1 stylistically similar, detached garage (C)

8 Park Road is a 2 story, 5 bay, rectangular plan, wood frame, Colonial Revival style residence. Constructed in 1925, the symmetrical, wood clapboard-clad house has matching 1 story wings and a random rubble chimney stack. Central to the façade is a Classical-inspired, enclosed rounded-canopy, pedimented portico. Fenestration includes tripartite 1/1 replacement sash at the 1st floor and 1/1 replacement sash elsewhere. The gable roof is covered in slate tiles.

15 Park Road

Block 1578 Lot 6

Non-Contributing

Outbuildings: 0

15 Park Road is a ca. 1955, 1 story, rectangular plan, brick Ranch style residence. The simple, horizontally oriented house has an integrated garage and a wide, stone capped-tread staircase. Fenestration consists of casement windows and the hip roof is covered in composition shingles.

Pope Road

1 Pope Road

Block 1406 Lot 1

Contributing

Outbuildings: 1 detached garage (N/C)

1 Pope Road is a 2 story, 3 bay, rectangular plan, wood frame, vernacular Colonial Revival style residence. Constructed in 1921, the wood clapboard-sided house has a symmetrical façade with a simple classical-inspired detailing with a Greek key entablature. A stylistically similar porch and portico with a decorative railing and glazed entry door are central to the façade. Fenestration consists of 6/1 replacement sash. The gable roof is covered in composition shingles.

3 Pope Road

Block 1406 Lot 1

Contributing

Outbuildings: 1 detached garage (N/C)

3 Pope Road is a 2 story, 3 bay, rectangular plan, brick, Colonial Revival style residence. Constructed in 1925, the Georgian-inspired façade contains a simplified classical entablature, and a Palladian entranceway flanked by shell-motif window heads. Fenestration consists of 6/6 sash and the gable roof is covered in slate tiles (see photo 8).

4 Pope Road

Block 1406 Lot 12

Contributing

Outbuildings: 1 detached garage (N/C)

4 Pope Road is a 2 story, 3 bay, rectangular plan, wood frame, Dutch Colonial Revival style residence. Constructed in 1926, the brick & stucco veneer house features a symmetrical façade with a 1 story wing, and a Classical-inspired gabled portico with a glazed fanlight sash insert at pediment. Fenestration consists of tripartite casement replacements at the 1st floor and, 6/1 replacements elsewhere. The gable roof is covered in composition shingles.

5 Pope Road

Block 1405 Lot 2

Contributing

Outbuildings: 1 detached garage (N/C)

United States Department of the Interior
National Park Service

National Register of Historic Places

Continuation Sheet – EASTSIDE PARK HISTORIC DISTRICT PATERSON, PASSAIC COUNTY, NEW JERSEY

Section number 7 Page 29 of 148

5 Pope Road is a 2 story, 3 bay, rectangular plan, wood frame, Dutch Colonial Revival style residence. Constructed in 1926, the stucco & wood shingle-sided house features a symmetrical façade with a 1 story wing, and a flush-mounted Classical -inspired door surround with sidelights & transom. Fenestration consists of tripartite 6/1 sash flanked by 4/1 at the 1st floor, and 6/1 sash elsewhere. The gambrel roof is covered in composition shingles.

8 Pope Road Block 1407 Lot 1
Contributing
Outbuildings: 0

8 Pope Road is a 2 story, 3 bay, rectangular plan, wood frame, Colonial Revival style residence. Constructed in 1922 and containing an integrated garage, the wood shingle-sided house features a symmetrical façade with 1 story wings with extensive glazing. The ½-octagonal portico is supported by Tuscan columns and houses a raised-panel door with leaded sidelights. Fenestration consists of tripartite 6/1 sash flanked by 4/1 at the 1st floor, and 6/1 sash elsewhere. The gable roof is covered in composition shingles.

9 Pope Road Block 1405 Lot 3
Contributing
Outbuildings: 1 detached garage (N/C)

9 Pope Road is a 2 story, 5 bay, rectangular plan, wood frame, Dutch Colonial Revival style residence. Constructed in 1925, the brick veneer & wood clapboard-clad house contains a symmetrical façade, and 1 story wing. Features include raised panel, marble window heads, and a slightly projecting Classical -inspired door surround with sidelights & transom. Fenestration consists of 6/1 sash and the gambrel roof is covered in a combination of slate tiles and composition shingles.

Ridge Terrace

1 Ridge Terrace Block 1578 Lot 2
Contributing
Outbuildings: 1 detached embankment garage (N/C)

1 Ridge Road is a 2 story, 4 bay, rectangular plan, wood frame, Colonial Revival style residence. Constructed in 1918, the wood-clapboard-clad house contains a symmetrical façade with a 2 story, attached wing extension, and a pedimented Classical-inspired portico with a vaulted ceiling. Fenestration consists of tripartite 8/1 sash flanked by 4/1 sash at the 1st floor, and 6/1 elsewhere. The gable roof is covered in slate tiles.

3 Ridge Terrace Block 1404 Lot 5
Contributing
Outbuildings: 1 detached garage (N/C)

3 Ridge Road is a 2 story, 3 bay, rectangular plan, wood frame, Dutch Colonial Revival style residence. Constructed in 1920, the wood clapboard-clad house features a bracketed cornice and a Classical-inspired, pedimented portico. Fenestration consists of tripartite 10/1 sash flanked by 4/1 sash at the 1st floor, and 1/1 replacement sash elsewhere. The gambrel roof is covered in composition shingles.

United States Department of the Interior
National Park Service

National Register of Historic Places

Continuation Sheet – EASTSIDE PARK HISTORIC DISTRICT

PATERSON, PASSAIC COUNTY, NEW JERSEY

Section number 7 Page 30 of 148

7 Ridge Terrace Block 1578 Lot 3

Contributing

Outbuildings: 1 detached embankment garage (N/C)

7 Ridge Road is a 1 story, 4 bay, rectangular plan, wood frame, Prairie Bungalow style residence. Constructed in 1920, the aluminum-sided house contains a projecting porch with tapered piers, wide dormers, and flanking tripartite replacement sash windows. The hip roof is covered in composition shingles.

15 Ridge Terrace Block 1578 Lot 4

Contributing

Outbuildings: 0

15 Ridge Road is a 2 story, 3 bay, irregular plan, brick, Arts & Crafts style residence. Constructed in 1929, the brick house features a large projecting gable with rustic clapboards at the peak, and a gabled, projecting, open entryway. Fenestration consists of 8/8 sash and the gable roof is covered in slate tiles.

19 Ridge Terrace Block 1578 Lot 3

Contributing

Outbuildings: 0

19 Ridge Road is a 2 story, 3 bay, rectangular plan, wood frame, Colonial Revival style residence. Constructed in 1928, the brick veneer & vinyl-sided house features an integrated garage, symmetrical façade, replacement sash windows and a Classical-inspired pedimented portico with vaulted ceiling, and tapered, fluted Tuscan columns. The gable roof is covered in composition shingles.

Vreeland Avenue

21 Vreeland Avenue (see 306 East 34th Street)

107 Vreeland Avenue Block 1489 Lot 4

Contributing

Outbuildings: 1 detached garage (N/C)

107 Vreeland Avenue is a ca. 1913, 2 story, 3 bay, irregular plan, wood frame, Colonial Revival style residence. The vinyl-sided house with asymmetrical façade contains a hip roofed, altered portico, tripartite 1/1 replacement sash windows at the 1st floor, and 1/1 replacement sash elsewhere. The hip roof is covered in slate tiles.

115 Vreeland Avenue Block 1489 Lot 5

Contributing

Outbuildings: 1 detached garage (N/C)

115 Vreeland Avenue is a ca. 1913, 2 story, 3 bay, irregular plan, wood frame, Colonial Revival style residence. The former residential building is now a vinyl-sided church with a symmetrical façade, enclosed portico with pedimented slate tile roof, and matching roof on dormer. Fenestration consists of tripartite 1/1 sash at the 1st floor and, 1/1 sash elsewhere. The hip roof is covered in slate tiles.

195-201 Vreeland Avenue Block 1485 Lot 10

Contributing

Outbuilding: 1 detached garage (N/C)

195-201 Vreeland Avenue is a 2 story, 3 bay, irregular plan, wood frame, Colonial Revival style residence. Constructed in 1920...

United States Department of the Interior
National Park Service

National Register of Historic Places

Continuation Sheet – EASTSIDE PARK HISTORIC DISTRICT

PATERSON, PASSAIC COUNTY, NEW JERSEY

Section number 7 Page 31 of 148

Wall Avenue

189 Wall Avenue Block 1390 Lot 2

Key

Outbuildings: 0

189 Wall Avenue is a 2 story, 3 bay, rectangular plan, wood frame, Dutch Colonial Revival style residence. Constructed in 1923, the asymmetrical façade, brick veneer & stucco-sided house contains an offset Colonial Revival portico with elliptical arch ceiling, and a Federal style-inspired entranceway with a segmental fanlight transom. Fenestration consists of tripartite 8/1 sash flanked by 4/1sash at the 1st floor, and 6/1 sash elsewhere. The slate-tiled gable roof contains three offset pedimented dormers with 1/2 round sash windows.

195 Wall Avenue Block 1390 Lot 3

Key

Outbuildings: 1 stylistically similar, detached garage (C)

195 Wall Avenue is a 2 story, 3 bay, rectangular plan, wood frame, Dutch Colonial Revival style residence. Constructed in 1924, the brick veneer & wood clapboard sided house with a symmetrical façade and flanking 1 story wings. A Classical Revival-inspired pedimented portico is flanked by slender sidelights and the portico portion is flanked by Italianate inspired sidelights. Fenestration consists of tripartite 12/1 sash flanked by 6/1 sash at the 1st floor and 12/1 sash elsewhere. The gambrel roof is covered in slate tiles.

199 Wall Avenue Block 1390 Lot 4

Contributing

Outbuildings: 1 stylistically similar, detached garage (C)

199 Wall Avenue is a 2 story, 3 bay, rectangular plan, brick, vernacular, Italian-Renaissance Revival style residence. Constructed in 1928, the symmetrical façade has a Spanish, clay-tile, shed roof portico with an oversized reverse ogee cornice molding, supported by ovolo-mold brackets and cable-molding columns set on pedestals. The portico is flanked by pairs of paired 6/6 sash with elliptical-arch window heads made up of granite blocks. The tympanum sections are infilled in stucco. A Colonial Revival-inspired, 1 story porch wing is attached at the south end. The 2nd floor has paired 6/1 sash with a central, recessed window well. The Spanish clay-tile, hip roof has a large, shed roof, stucco-faced dormer has a similar oversized reverse ogee cornice molding.

222 Wall Avenue Block 1378 Lot 1

Contributing

Outbuildings: 1 stylistically similar, detached garage (C)

222 Wall Avenue is a ca. 1913, 2 story, 3 bay, rectangular plan, wood frame, Prairie style residence. The stucco-sided house, with symmetrical façade and 1 story wing contains a projecting central block with open, elliptical arch porch flanked by tall, slender 1/2 round openings. Fenestration consists of flanking tripartite 1/1 sash at the 1st floor, and paired 1/1 sash at the 2nd floor. Large, hipped dormers top the composition shingled, hip roof. The house was featured in the 1923 book, *Paterson in Pictures*.

United States Department of the Interior
National Park Service

National Register of Historic Places

Continuation Sheet – EASTSIDE PARK HISTORIC DISTRICT

PATERSON, PASSAIC COUNTY, NEW JERSEY

Section number 7

Page 32 of 148

223 Wall Avenue

Block 1377 Lot 4

Contributing

Outbuildings: 1 stylistically similar, detached garage (C)

223 Wall Avenue is a 2 story, 3 bay, rectangular plan, wood frame, Colonial Revival style residence. Constructed in 1914, the stucco-sided, symmetrical façade house contains elliptical arch recesses above bay windows with 8/1 sash flanked by 6/1 sash at the 1st floor level. Additional elements include a Renaissance-inspired semi-elliptical pedimented portico, a belt course, and overhanging eaves with paired Italianate brackets. Fenestration elsewhere consists of 8/1 sash. The slate-tiled hip roof has two centered dormers with semi-elliptical pediments.

228 Wall Avenue

Block 1378 Lot 18

Contributing

Outbuildings: 1 detached garage (N/C)

228 Wall Avenue is a 2 story, 3 bay, rectangular plan, wood frame, Prairie style residence. Stucco sided and constructed in 1903, the symmetrical façade features a replacement door, portico, and brick veneer the 1st floor, with an original stucco planter at 2nd story. Fenestration consists of replacement tripartite bay windows at the 1st floor, and 6/6 sash. The Spanish clay tile roof has a large hipped dormer.

231 Wall Avenue

Block 1377 Lot 5

Non-Contributing

Outbuildings: 0

231 Wall Avenue is a ca.1920, 2 story, 2 bay, rectangular plan, wood frame, Arts & Crafts style residence. The brick veneer and vinyl-sided house has been heavily altered. A double peaked, shed dormer is placed at the second floor. Fenestration consists of tripartite picture windows with 8-light flanking casements at the first floor, and a single bank of 8/8 sash in the dormer. The gable roof is covered in composition shingles.

235 Wall Avenue

Block 1377 Lot 6

Contributing

Outbuildings: 1 stylistically similar, detached garage (C)

235 Wall Avenue is a 2 story, 3 bay, rectangular plan, wood frame, Colonial Revival style residence. Constructed in 1926, the first floor is clad in brick veneer, the second in aluminum siding, and contains an offset, 2 story gabled rear section. The offset entrance block features a cantilevered, barrel vault door hood supported by triangular brackets. Fenestration consists of 1/1 replacement sash. The gable roof is covered in slate tiles.

237 Wall Avenue

Block 1377 Lot 7

Contributing

Outbuildings: 1 stylistically similar, detached garage (C)

237 Wall Avenue is a ca. 1926, 2 story, 2 bay, square plan, wood frame, Foursquare style residence. The symmetrical façade contains a projecting entrance block with a cantilevered, pedimented door hood and double, 8-light entrance doors. Siding consists of brick at the 1st floor and aluminum siding at the 2nd floor. Fenestration consists of tripartite 6/1 flanked by 4/1 replacement sash at the 1st floor and paired 6/1 sash. The hip roof is covered in slate tile.

238 Wall Avenue

Block 1378 Lot 17

Contributing

Outbuildings: 1 stylistically similar, detached garage (C)

238 Wall Avenue is a ca. 1926, 2 story, 3 bay, rectangular plan, brick, Dutch Colonial Revival style residence. The two-family house has a symmetrical façade with 1 story, flanking wings, a pedimented, Colonial Revival inspired portico with an elliptical arched ceiling, paired raised panel doors with a single sidelight in-between. Fenestration consists of tripartite 6/1 sash and 6/1 sash. The gambrel roof is covered in slate tile. (see photo 31)

United States Department of the Interior
National Park Service

National Register of Historic Places

Continuation Sheet – EASTSIDE PARK HISTORIC DISTRICT

PATERSON, PASSAIC COUNTY, NEW JERSEY

Section number 7 Page 33 of 148

244 Wall Avenue Block 1378 Lot 16

Contributing

Outbuildings: 0

244 Wall Avenue is a ca. 1940, 2 story, 3 bay, rectangular plan, wood frame, Colonial Revival residence. The asymmetrical brick veneer and vinyl sided house contains a projecting 1 story entrance block, a 1 bay, integrated garage and a pedimented entrance. Fenestration consists of tripartite 6/6 sash, and 6/6 sash. The cross-gable roof is covered in composition shingles.

248 Wall Avenue Block 1378 Lot 15

Contributing

Outbuildings: 0

248 Wall Avenue is a ca. 1940, 2 story, 3 bay, rectangular plan, wood frame, Colonial Revival residence. A mirrored plan to 244 Wall Avenue, the asymmetrical random range stone veneer and vinyl sided house contains a projecting 1 story entrance block, a 1 bay, integrated garage and a pedimented entrance. Fenestration consists of tripartite 6/6 sash, and 6/6 sash. The cross-gable roof is covered in composition shingles.

269 Wall Avenue Block 1419 Lot 6

Contributing

Outbuildings: 0

269 Wall Avenue is a ca. 1928, 2 story, 3 bay, irregular plan, wood frame, Tudor Revival style residence. The picturesque house features an integrated garage and offset entrance block containing a ½ round entrance & door. Tudor Revival details include curvilinear timbers infilled with patterned brickwork, diamond pane casement windows and rusticated clapboards. Fenestration consists of a multi-light tripartite oriel, and diamond pane casements. The multi-gabled roof is covered in slate tiles. (see photo 30)

270 Wall Avenue Block 1418 Lot 19

Contributing

Outbuildings: 1 detached garage (N/C)

270 Wall Avenue is a ca. 1928, 2 story, irregular plan, brick and ashlar cut stone, Tudor Revival style residence. The picturesque house has an engaged, central ashlar stone, cylindrical "tower" surmounted by a conical roof, and contains a multi-paneled 1/2 round entranceway and door. Fenestration consists of diamond-pane casements and 6/6 sash. The multi-gabled roof is covered in slate tiles.

274 Wall Avenue Block 1418 Lot 15

Contributing

Outbuildings: 1 detached garage (N/C)

274 Wall Avenue is a 1-½ story, 5 bay, irregular plan, brick, Colonial Revival style residence. Constructed in 1948, the asymmetrical façade contains a projecting cross-gabled section with an additional projecting brick veneer section. This section contains integrated brick quoining and a Colonial Revival style pedimented entranceway with a recessed door. Fenestration consists of a tripartite picture window flanked by 6/6 sash and casements. The cross-gable roof is covered in composition shingles.

275 Wall Avenue Block 1419 Lot 7

Contributing

Outbuildings: 0

275 Wall Avenue is a ca. 1928, 2 story, 3 bay, rectangular plan, wood frame, Colonial Revival style residence. The house has a symmetrical façade with flanking one story wings and a Colonial Revival style pedimented portico and Palladian-inspired entranceway. Fenestration consists of tripartite sash and 8/1 sash. The gable roof is covered in slate tiles.

United States Department of the Interior
National Park Service

National Register of Historic Places

Continuation Sheet – EASTSIDE PARK HISTORIC DISTRICT

PATERSON, PASSAIC COUNTY, NEW JERSEY

Section number 7

Page 34 of 148

284 Wall Avenue

Block 1418 Lot 14

Contributing

Outbuildings: 1 stylistically similar, detached garage (C)

284 Wall Avenue is a 2 story, 3 bay, rectangular plan, wood frame, Colonial Revival style residence. Constructed in 1898, the stucco and stone veneer house features a symmetrical façade, and flanking 1 story wings. A Palladian-inspired entranceway contains a projecting central portion with a bracketed projecting block above the doorway. Fenestration consists of tripartite, multi-light bays flanked by 9/1 sash, and 12/1 sash. The hip roof is covered in slate tile and contains a shed dormer with slate facing and paired sash. The house was featured in the 1923 book, *Paterson in Pictures*.

11th Avenue

610 11th Avenue

Block 1401 Lot 2

Contributing

Outbuildings: 0

610 11th Avenue is a 2 story, 3 bay, rectangular plan, wood frame, Minimal Traditional style residence. Constructed in 1950, the brick veneer and vinyl-sided house features a traditional platform with International style-influenced front porch & integrated garage projection. Fenestration consists of casements & picture windows. The gable roof is covered in composition shingles.

614 11th Avenue

Block 1401 Lot 2

Contributing

Outbuildings: 0

614 11th Avenue is a 2 story, 3 bay, rectangular plan, wood frame, Minimal Traditional style residence. Constructed in 1950, the brick veneer and vinyl-sided house features a traditional platform with International style-influenced front porch & integrated garage projection. Fenestration consists of casements & picture windows. The gable roof is covered in composition shingles. (same plan as #610 11th Avenue)

654 11th Avenue

Block 1403 Lot 3

Contributing

Outbuildings: 0

654 11th Avenue is a 2 story, irregular plan, wood frame, Tudor Revival style residence. Constructed in 1950, the brick and stone veneer clad house features an integrated garage, a projecting, pedimented ashlar stone portico, and faux ½ timbering in the upper gables. Fenestration consists of steel-frame casements. The gable roof is covered in composition shingles.

658 11th Avenue

Block 1403 Lot 2

Non-Contributing

Outbuildings: 0

658 11th Avenue is a 2 story, 3 bay, rectangular plan, wood frame, Arts & Crafts style-inspired residence. Constructed in 1913, the vinyl-clad house contains an asymmetrical façade with a projecting, Arts & Crafts-inspired enclosed porch. Fenestration consists of 1/1 sash and the gable roof is covered in composition shingles.

United States Department of the Interior
National Park Service

National Register of Historic Places

Continuation Sheet – EASTSIDE PARK HISTORIC DISTRICT

PATERSON, PASSAIC COUNTY, NEW JERSEY

Section number 7

Page 35 of 148

664 11th Avenue

Block 1403 Lot 1

Contributing

Outbuildings: 1 detached garage (N/C)

664 11th Avenue is a 2 story, 2 bay, rectangular plan, wood frame Arts & Crafts style-inspired residence. The vinyl-clad, unadorned, vernacular townhouse-type building features a classical-inspired, pedimented door surround. Fenestration consists of 8/8 sash at the 1st floor, and 6/6 sash elsewhere. The gable roof is covered in composition shingles. (see photo 15)

670 11th Avenue

Block 1574 Lot 3

Contributing

Outbuildings: 1 detached garage (N/C)

670 11th Avenue is a 2 story, 3 bay, square plan, wood frame, Dutch Colonial Revival style residence. Constructed in 1928, the vinyl-sided house features a pent roof at the 1st first floor with a simple, pedimented portico. Fenestration consists of 6/1 sash and the gambrel roof is covered in composition shingles.

674 11th Avenue

Block 1574 Lot 2

Contributing

Outbuildings: 1 detached garage (N/C)

674 11th Avenue is a 2 story, 3 bay, rectangular plan, wood frame, vernacular Queen Anne style residence. Constructed in 1902, the house is clad in wood clapboards at the 1st floor, and wood shingles at the 2nd floor. Fenestration consists of 1/1 sash and the gable roof, with a large dormer, is covered in composition shingles.

678 11th Avenue

Block 1574 Lot 1

Non-Contributing

Outbuildings: 0

678 11th Avenue is a 2 story, 2 bay, rectangular plan, wood frame, Neo-Colonial Revival style residence. Constructed in 2002, the vinyl-sided house contains a ground level entrance with an integrated garage, and an exposed concrete foundation. Fenestration consists of 1/1 sash and the gable roof is covered in composition shingles.

682 11th Avenue

Block 1574 Lot 1

Non-Contributing

Outbuildings: 0

682 11th Avenue is a ca. 1980, 2 story, 2 bay, rectangular plan, wood frame, Neo-Colonial Revival style residence. The brick veneer and vinyl-sided house contains a ground level entrance with an integrated garage. Fenestration consists of a single oriel window and 1/1 sash elsewhere. The gable roof is covered in composition shingles.

691 11th Avenue

Block 1572 Lot 6

Contributing

Outbuildings: 0

691 11th Avenue is a ca. 1930, 2 story, 2 bay, rectangular plan, wood frame, Tudor Revival style residence. The brick veneer and vinyl-sided house contains an integrated garage, 1/2- round vertical plank door, tripartite picture windows, and 1/1 replacement sash. The gable roof is covered in composition shingles.

United States Department of the Interior
National Park Service

National Register of Historic Places

Continuation Sheet – EASTSIDE PARK HISTORIC DISTRICT

PATERSON, PASSAIC COUNTY, NEW JERSEY

Section number 7

Page 36 of 148

697 11th Avenue Block 1574 Lot 8

Contributing

Outbuildings: 1 detached garage (N/C)

697 11th Avenue is a ca. 1939, 2 story, 2 bay, rectangular plan, wood frame, Tudor Revival style residence. Clad in brick veneer and rustic clapboards, the simple Tudor features random stone blocks in brickwork and over the pedimented entry. Fenestration consists of 6/1 sash and the gable roof is covered in composition shingles.

701 11th Avenue Block 1572 Lot 9

Contributing

Outbuildings: 0

701 11th Avenue is a ca. 1939, 2 story, bay, rectangular plan, wood frame, vernacular Colonial Revival style residence. The vinyl-sided house contains an integrated garage, 6/6 sash windows, and the gable roof is covered in slate tiles.

715 11th Avenue Block 1571 Lot 6 & 7

Contributing (NJ DEP Inv. 1608-535)

Outbuildings: 1 detached garage (N/C)

715 11th Avenue is a 2 story, 3 bay, irregular plan, brick & stone, Tudor Revival style residence. Constructed in 1927, the picturesque house features a stucco-clad, projecting, enclosed entry block with a rusticated stone surround, and a diamond-pattern, faux ½ timbering in the engaged dormer. Fenestration consists of leaded, diamond pane casements, and multiple-light, steel casements. The gable roof is covered in slate tiles.

717 11th Avenue Block 1571 Lot 8

Contributing

Outbuildings: 0

717 11th Avenue is a 2 story, 3 bay, irregular plan, brick, Colonial Revival style residence. Constructed in 1949, the simplified brick Georgian Revival contains an offset wing at the northeast end with an enclosed breezeway and integrated garage. Fenestration consists of 6/6 sash and the gable roof is covered in composition shingles.

722 11th Avenue Block 1576 Lot 1

Contributing

Outbuildings: 0

722 11th Avenue is a 2 story, 3 bay, rectangular plan, wood frame, Dutch Colonial Revival style residence. Constructed in 1929, the brick veneer and stucco-sided house features decorative blocks for quoining and window surrounds, a pedimented portico with barrel vaulted ceiling, and an integrated garage under the house with original bi-fold doors. Fenestration consists of 1/1 sash and the gambrel roof, covered in composition shingles, contains a single eyebrow window.

750 11th Avenue Block 1577 Lot 1

Contributing

Outbuildings: 0

750 11th Avenue is a 2 story, 2 bay, irregular plan, wood frame, Arts & Crafts style-influenced residence. Constructed in 1908 as a guardhouse for the Kilbarchan estate, the house features a pressed-brick veneer at the 1st floor, and wood shingles at the 2nd floor. Fenestration consists of 2/2 sash, and some boarded up windows. The hip roof is covered in composition shingles.

United States Department of the Interior
National Park Service

National Register of Historic Places

Continuation Sheet – EASTSIDE PARK HISTORIC DISTRICT

PATERSON, PASSAIC COUNTY, NEW JERSEY

Section number 7 Page 37 of 148

14th Avenue

762 14th Avenue Block 1378 Lot 6
Contributing
Outbuildings: 0

762 14th Avenue is a ca. 1921, 2 story, 3 bay, rectangular plan, wood frame, Dutch Colonial Revival style residence. The aluminum-sided house, whose symmetrical façade is oriented to 33rd street, contains a simple hip roof portico with widely overhanging eaves supported by Tuscan columns. Fenestration consists of tripartite 6/1 sash, and paired 6/1 sash at the 2nd floor. The gambrel roof is covered in composition shingles.

764 14th Avenue Block 1378 Lot 5
Contributing

Outbuildings: 1 detached garage (N/C)
764 14th Avenue is a ca. 1921, 2 story, 3 bay, rectangular plan, wood frame, Dutch Colonial Revival style residence. The vinyl-sided house, with symmetrical façade contains an offset, recessed entrance porch with a single, Tuscan column corner support. The entrance contains a 15-light, glazed door. Fenestration includes a tripartite picture window with flanking 1/1 replacements, and paired 1/1 sash. The gambrel roof is covered in composition shingles. (duplicate plan to 768 14th Avenue)

768 14th Avenue Block 1378 Lot 4
Contributing

Outbuildings: 1 stylistically similar, detached garage (C)
768 14th Avenue is a ca. 1921, 2 story, 3 bay, rectangular plan, wood frame, Dutch Colonial Revival style residence. The vinyl-sided house, with symmetrical façade contains an offset, recessed entrance porch with a single, Tuscan column corner support. The entrance contains a raised-panel door. Fenestration includes three 6/1 replacement sash and paired, 1/1 sash. The gambrel roof is covered in composition shingles. (duplicate plan to 764 14th Avenue)

770-772 14th Avenue Block 1378 Lot 3
Contributing

Outbuildings: 1 detached garage (N/C)
770-772 14th Avenue is a ca. 1913, 2 story, 2 bay, irregular plan, wood frame, Arts & Crafts style residence. Clad in faux stone, vinyl siding, wood shingles, and stucco, the house is altered but retains key elements such as arched window openings with original transoms, wood shingle siding & shed roof dormer with carved rafter tails. Fenestration consists of mixed sash, and the cross-gable roof is covered in composition shingles. (mirror plan to 774 14th Avenue)

774 14th Avenue Block 1378 Lot 2
Contributing

Outbuildings: 1 detached garage (N/C)
774 14th Avenue is a ca. 1913, 2-1/2 story, 2 bay, irregular plan, wood frame, vernacular Arts & Crafts style residence. The stucco and vinyl-sided house has a 2 story porch projection with side entrance replacement door. Fenestration consists of mixed sash and louvered replacement windows. The cross-gable roof is covered in composition shingles. (mirror plan to 770-772 14th Avenue)

United States Department of the Interior
National Park Service

National Register of Historic Places

Continuation Sheet – EASTSIDE PARK HISTORIC DISTRICT

PATERSON, PASSAIC COUNTY, NEW JERSEY

Section number 7

Page 38 of 148

777 14th Avenue

Block 1389 Lot 4

Contributing

Outbuildings: 1 stylistically similar, detached garage (C)

777 14th Avenue is a ca. 1918, 2-1/2 story, 3 bay, square plan, wood frame, Prairie style residence. The stucco-sided house with symmetrical façade contains a large portico supported by bold, plain support piers with simple side railings, and overhanging eaves with curvilinear brackets. Fenestration includes tripartite bays, with 1/1 replacement sash and 1/1 paired sash. The hip roof, containing a hipped dormer with paired sash, is covered in composition shingles.

790 14th Avenue

Block 1377 Lot 4

Contributing

Outbuildings: 1 detached garage (N/C)

790 14th Avenue is a ca. 1912, 2-1/2 story, irregular plan, wood frame, Tudor Revival style residence. The stucco and brick veneer-clad house contains a projecting gabled section with faux 1/2 timbering, and a simple gabled portico with paired pier supports. Fenestration consists of 1/1 and 6/1 sash and the multiple-cross gable roof is covered in slate tiles.

791 14th Avenue

Block 1390 Lot 5

Contributing

Outbuildings: 1 stylistically similar, detached garage (C)

791 14th Avenue is a ca. 1912, 2-1/2 story, 3 bay, wood frame, Colonial Revival style residence. The stucco-sided house features a symmetrical façade with a projecting, enclosed brick entryway and an engaged broken-pediment supported by fluted pilasters. Fenestration consists of 8/1 replacement sash. The hip roof, covered in composition shingles, contains a hipped dormer with a triple sash. The house was featured in the 1923 book, *Paterson in Pictures*.

793 14th Avenue

Block 1390 Lot 5

Contributing

Outbuildings: 1 detached garage (N/C)

793 14th Avenue is a 2 story, 3 bay, rectangular plan, wood frame, Dutch Colonial Revival style residence. The house is clad in brick veneer at the 1st floor, and wood shingles at the 2nd floor. The symmetrical façade contains a Classical Revival-inspired entranceway with a cantilevered, pedimented door hood with a semi-elliptical ceiling supported by decorative brackets. Fenestration consists of tripartite picture windows with flanking 1/1 aluminum replacements and 1/1 replacements elsewhere. The gambrel roof is covered in composition shingles. The house was featured in the 1923 book, *Paterson in Pictures*.

796 14th Avenue

Block 1377 Lot 2

Contributing

Outbuildings: 1 stylistically similar, detached garage (C)

796 14th Avenue is a 2-1/2 story, 3 bay, square plan, wood frame, Colonial Revival style residence. Constructed in 1902, the stucco-sided house features a symmetrical façade with the exception of the 1st floor bay at the east, and 1/1 sash at the west. Features include a portico with Classical-inspired piers and copper hipped roof and a belt course. The hip roof is covered in Spanish clay tiles and contains a large, hipped dormer with triple sash.

United States Department of the Interior
National Park Service

National Register of Historic Places

Continuation Sheet – EASTSIDE PARK HISTORIC DISTRICT

PATERSON, PASSAIC COUNTY, NEW JERSEY

Section number 7

Page 39 of 148

804 14th Avenue

Block 1377 Lot 1

Contributing

Outbuildings: 1 stylistically similar, detached garage (C)

804 14th Avenue is a 2-1/2 story, irregular plan, wood frame, vernacular Dutch Colonial Revival style residence. The large house is clad in stucco and wood shingles and features a large side gable, a 1 story front porch with Classical-inspired piers and semi-hipped roof, an engaged chimney stack at the 1st and 2nd story and a slightly projecting 3rd story with decorative brackets at the east façade. Fenestration consists of varied, multi-light sash, fixed sash, 6/1 sash, and diamond-pane sash. The cross-gambrel roof is covered in slate tiles.

15th Avenue

521 15th Avenue

Block 1378 Lot 15

Contributing

Outbuildings: 0

521 15th Avenue is a 2 story, 3 bay, U-shaped plan, wood frame, Colonial Revival style residence. Constructed in 1923, the aluminum sided house features a symmetrical façade with a pair of brick-veneer, lean-to roofed, 1 story front projections, creating a recessed entryway. A cantilevered, Colonial Revival-inspired pedimented door hood is placed over a raised panel door. Fenestration consists of triple 6/1 replacement sash, and 6/1 sash elsewhere. The gable roof is covered in composition shingles.

522 15th Avenue

Block 1418 Lot 4

Contributing

Outbuildings: 1 detached garage (N/C)

522 15th Avenue is a ca. 1913, 2 story, 3 bay, square plan, wood frame, Foursquare style residence. The vinyl-sided house features a symmetrical façade housing a cantilevered porch hood with hipped roof supported by vinyl-clad decorative brackets. The doorway consists of paired, ten light entry doors with raised panel bases. Fenestration consists of tripartite 6/1 sash and 6/1 sash elsewhere. The hip roof is covered in a combination of slate tiles and composition shingles.

525 15th Avenue

Block 1378 Lot 14

Contributing

Outbuildings: 1 detached garage (N/C)

525 15th Avenue is a ca. 1913, 2-1/2 story, 2 bay, irregular plan, wood frame, Arts & Crafts-inspired style residence. The vinyl-sided house features an asymmetrical façade with a two-story projecting entrance block. Fenestration consists of replacement windows and door. The gambrel roof, covered in composition shingles, contains gambrel and shed roofed dormers.

528 15th Avenue

Block 1418 Lot 3

Contributing

Outbuildings: 0

528 15th Avenue is a ca. 1937, 2 story, 4 bay, rectangular plan, wood frame, Tudor Revival style residence. The picturesque house features interspersed brick and random range ashlar veneer, a bracketed, overhanging 2nd story with faux 1/2 timbering and a steep central pediment with clapboards & vent. Fenestration consists of 6/6 sash and the hip roof is covered in composition shingles.

United States Department of the Interior
National Park Service

National Register of Historic Places

Continuation Sheet – EASTSIDE PARK HISTORIC DISTRICT

PATERSON, PASSAIC COUNTY, NEW JERSEY

Section number 7

Page 40 of 148

532 15th Avenue Block 1418 Lot 1

Contributing

Outbuildings: 0

532 15th Avenue is a ca.1895, 2-1/2 story, 2 bay, rectangular plan, wood frame, vernacular Queen Anne style residence. The vinyl-sided house contains an altered, projecting bay section with an open porch surmounted by an enclosed porch. Fenestration consists of 1/1 aluminum replacement sash and the cross-gable roof is covered in composition shingles.

540 15th Avenue Block 1419 Lot 4

Contributing

Outbuildings: 1 detached embankment garage (N/C)

540 15th Avenue is a 1-1/2 story, irregular plan, wood frame, Tudor Revival style residence. Constructed in 1916, the stucco-sided house contains a steep gable end with extended, flared gable extension containing a barrel-vaulted door canopy with Baroque-inspired brackets, and 1/2 round vertical plank door with a 6-light top portion. Fenestration consists of 6/6 sash and the gable roof is covered in slate tiles. The house was featured in the 1923 book, *Paterson in Pictures*.

545 15th Avenue Block 1377 Lot 9

Contributing

Outbuildings: 0

545 15th Avenue is a 1 story, L-shaped plan, wood frame, Ranch style residence. Constructed in 1953 and offset at an angle to the street, the house is clad in random range ashlar stonework veneer and wood clapboards. Elements include an integrated garage, a large projecting block with picture windows and random range ashlar stonework. Fenestration consists of casement windows and the hip roof is covered in composition shingles.

548 15th Avenue Block 1419 Lot 3

Contributing

Outbuildings: 1 stylistically similar, detached garage (C)

548 15th Avenue is a ca. 1910, 2 story, 2 bay, square plan, wood frame, Foursquare style residence. The vinyl-sided house features a symmetrical façade with a heavily altered façade consisting of an International style-inspired porch roof and support. A single bay projection is placed on the west half of the 1st floor and pair of bays at second floor. Fenestration consists of 1/1 aluminum replacement sash, and 1/1 sash elsewhere. The hip roof with hipped dormers is covered in composition shingles.

552 15th Avenue Block 1419 Lot 2

Contributing

Outbuildings: 0

552 15th Avenue is a 2 story, 2 bay, rectangular plan, wood frame, vernacular Dutch Colonial Revival style residence. Constructed in 1913 with an integrated garage, the vinyl-sided house features a symmetrical façade with a large, hip roofed front porch with replacement vinyl columns. Fenestration consists of 1/1 aluminum replacement sash, and the gambrel roof is covered in composition shingles.

United States Department of the Interior
National Park Service

National Register of Historic Places

Continuation Sheet – EASTSIDE PARK HISTORIC DISTRICT

PATERSON, PASSAIC COUNTY, NEW JERSEY

Section number 7

Page 41 of 148

555 15th Avenue
Non-Contributing
Outbuildings: 0

Block 1377 Lot 10

555 15th Avenue is a 1 story, irregular plan, wood frame, Modern Contemporary style residence. Constructed in 1955, the brick veneer and vertical plank-clad house is horizontally oriented with an integrated entryway screened by a decorative concrete block wall. Other elements include slender support posts, overhanging eaves, natural-finish vertical plank siding, a flat roof, and an integrated garage. Fenestration consists of casement windows.

17th Avenue

362 17th Avenue
Contributing
Outbuildings: 0

Block 1423 Lot 1

362 17th Avenue is a ca. 1908, 2 story, irregular plan, wood frame, Arts & Crafts-inspired style residence. The asymmetrical house consists of brick veneer at the main block of the 1st story, wood clapboards at the west end and entry block, and wood shingles at the 2nd story. Elements include a projecting central block with replacement door and large, single sidelight, and large decorative brackets at the roofline. Fenestration consists of a tripartite 1/1 stained glass window above entry and 1/1 aluminum replacement sash. The hip roof is covered in composition shingles. The altered, but stylistically similar carriage house remains as a single-family residence at 354 East 34th Street.

367 17th Avenue
Contributing
Outbuildings: 0


Block 1424 Lot 7

367 17th Avenue is a ca. 1919, 2 story, 3 bay, rectangular plan, wood frame, Colonial Revival style residence. The house consists of a 1 story enclosed porch at the east end, and 1 story wing at the west end surmounted by a recessed, shed roofed porch. The symmetrical façade consists of a brick veneer with cut stone lintels at the 1st story, and a stucco-coated 2nd story. Elements include a vertical brick belt course, a projecting entry block with a portico crowned by a segmental arch with flat flares, Palladian-derived entry, and decorative brackets under the plain roof cornice. Fenestration includes tripartite windows with 1/1 replacement sash and paired 1/1 replacement sash. The gable roof is covered in composition shingles.

375 17th Avenue
Contributing
Outbuildings: 0

Block 1421 Lot 7

375 17th Avenue is a ca. 1916, 2 story, 3 bay, rectangular plan, wood frame, Colonial Revival style residence. The stucco-coated house features a symmetrical façade with a Classical-inspired portico supported by Tuscan columns. A Federal style-inspired doorway with sash fanlight is flanked by fixed sash sidelights. Fenestration includes tripartite 8/1 sash flanked by 4/1 sash, and 12/1 sash. The hip roof is covered in slate tiles and contains a horizontally-oriented, slate-clad shed dormer.



United States Department of the Interior
National Park Service

National Register of Historic Places

Continuation Sheet – EASTSIDE PARK HISTORIC DISTRICT

PATERSON, PASSAIC COUNTY, NEW JERSEY

Section number 7

Page 42 of 148

378 17th Avenue

Block 1422 Lot 4

Contributing

Outbuildings: 1 detached garage (N/C)

378 17th Avenue is a ca. 1922, 2-1/2 story, 3 bay, rectangular plan, wood frame, Dutch Colonial Revival style residence. Clad in wood clapboards, the house features a symmetrical façade oriented to 35th Street. Features include a pent roof integrated into an enclosed porch roof on the north end, wide overhanging eaves and an oversized portico with gabled roof and wide eaves, supported by Tuscan columns. A raised panel door is flanked by leaded sidelights. Fenestration consists of tripartite 8/1 sash flanked by 4/1 sash and 8/1 sash elsewhere. The gambrel roof is covered in slate tiles.

381 17th Avenue

Block 1421 Lot 8

Contributing

Outbuildings: 1 detached garage (N/C)

381 17th Avenue is a 2 story, 2 bay, irregular plan, wood frame, Colonial Revival style residence. Constructed in 1920, the vinyl-sided house features the gambrel end to street with the entrance to the side. The form is intact but no individual original elements are evident. Fenestration consists of 6/1 replacement sash, and the cross-gambrel roof is covered in composition shingles.

382 17th Avenue

Block 1422 Lot 3

Contributing

Outbuildings: 1 stylistically similar, detached garage (C)

382 17th Avenue is a 2 story, 3 bay, square plan, wood frame, Colonial Revival style residence. Constructed in 1915, the vinyl-sided house features a symmetrical façade with a Classical-inspired pedimented portico supported by Tuscan columns. A raised panel door is flanked by fixed sash sidelights. Fenestration consists of 8/1 sash throughout. The hip roof is covered in composition shingles.

384 17th Avenue

Block 1422 Lot 2

Contributing

Outbuildings: 1 stylistically similar, detached garage (C)

384 17th Avenue is a ca. 1917, 2-1/2 story, 2 bay, irregular plan, wood frame, Colonial Revival style residence. The vinyl-sided house with asymmetrical façade features the gambrel-end to street, an offset entry with gambrel-roofed door hood, and entry door with sidelights. Fenestration consists of 1/1 replacement sash and the gambrel roof is covered in composition shingles.

385 17th Avenue

Block 1421 Lot 9

Non-Contributing

Outbuildings: 0

385 17th Avenue is a 1-1/2 story, rectangular plan, wood frame, Arts & Crafts style residence. The bungalow was constructed in 1912 and but has been heavily altered with a 1957 non-contributing addition, replacement windows, and contemporary replacement entrance door. The gable roof is covered in composition shingles.

389 17th Avenue

Block 1421 Lot 10

Contributing

Outbuildings: 0

389 17th Avenue is a 2 story, 2 bay, irregular plan, wood frame, Arts & Crafts style residence. Constructed in 1912, the vinyl-sided house has been altered, but the form is intact. Elements include a symmetrical façade, an enclosed, projecting front porch with siding-encased flared piers, and replacement door. Fenestration consists of vinyl replacement, triple 1/1 sash and 1/1 sash. The gable roof is covered in composition shingles.

United States Department of the Interior
National Park Service

National Register of Historic Places

Continuation Sheet – EASTSIDE PARK HISTORIC DISTRICT

PATERSON, PASSAIC COUNTY, NEW JERSEY

Section number 7 Page 43 of 148

395 17th Avenue Block 1454 Lot 4

Contributing

Outbuildings: 0

395 17th Avenue is a 2 story, 3 bay, irregular plan, wood frame, Modern Contemporary style residence. Constructed in 1951, the house is clad in a brick veneer at the 1st floor, and wood clapboards at the 2nd floor. Elements include a 2 story block at the west with an offset, recessed doorway flanked by fluted pilasters, a 1 story side gabled block at the east containing a central, projecting section with a large bow window, and a low, horizontally oriented random coursed ashlar wall. Fenestration consists of a 5 part casement bow window and casement windows. The combination hip and gable roof is covered in composition shingles.

400 17th Avenue Block 1453 Lot 2

Contributing

Outbuildings: 0

400 17th Avenue is a 1-1/2 story, irregular plan, wood frame, Tudor Revival style residence. Constructed in 1949, the house features an asymmetrical façade, clinker brick veneer, a random range ashlar projecting entry with a flared, brick-capped base, and vertical plank siding on gable ends. Fenestration consists of casements and the cross-gable roof is covered in composition shingles and contains a single, gabled dormer with decorative shutters.

405 17th Avenue Block 1454 Lot 4A

Contributing

Outbuildings: 0

405 17th Avenue is a 2 story, irregular plan, wood frame, Modern Contemporary style residence. Constructed in 1951, the house features an asymmetrical façade containing vertical plank siding with a projecting 1st floor, an integrated garage, and a projecting brick section. Fenestration consists of casement windows and the flat roofs are cantilevered.

407 17th Avenue Block 1454 Lot 5

Contributing

Outbuildings: 0

407 17th Avenue is a 1-1/2 story, rectangular plan, wood frame, Tudor Revival style residence. Constructed in 1950, the picturesque, brick, stone, stucco and rustic clapboard- house contains a cross-gabled portion at the east with an engaged brick chimney, faux 1/2 timbering in the gable end, and an integrated garage. Fenestration consists of tripartite picture windows with 4-light fixed sash at the west, and 1/1 vinyl replacement sash at the east. The gable roof is covered in composition shingles.

410 17th Avenue Block 1453 Lot 1

Key (NJ DEP Inv. 1608-538)

Outbuildings: 0

410 17th Avenue is a ca. 1926, 2 story, 4 bay, rectangular plan, wood frame, Dutch Colonial Revival style residence. The stucco-coated and wood shingled house sits offset at the corner of 17th Avenue & 37th Street. The main block contains a symmetrical façade, with a 1-1/2 story wing at north end and 1 story enclosed porch at the south end. The stucco coat is interspersed with random rubble stones at the corners and the shed roof sections are clad in staggered wood shingles. The engaged entryway contains fixed-sash sidelights & transom. Fenestration consists of 6/6 and 8/8 sash. The gambrel roof is covered in slate tiles. (see photo 47)

United States Department of the Interior
National Park Service

National Register of Historic Places

Continuation Sheet – EASTSIDE PARK HISTORIC DISTRICT

PATERSON, PASSAIC COUNTY, NEW JERSEY

Section number 7 Page 44 of 148

415 17th Avenue Block 1453 Lot 1

Contributing

Outbuildings: 0

415 17th Avenue is a 1-1/2 story, 3 bay, irregular plan, wood frame, Colonial Revival style residence. Constructed in 1923 and clad in wood-clapboards, the symmetrical façade contains a modest shed-roofed addition (2003) at the east end. A full-width, integrated front porch is supported by four oversized columns, and a raised-panel segmental head entry door contains 4 lights. The wide shed roof contains a recess for the ½ story windows, and the gable roof is covered in slate tiles.

418 17th Avenue Block 1451 Lot 3

Contributing

Outbuildings: 1 stylistically similar, detached garage (C)

418 17th Avenue is a ca. 1917, 2 story, 3 bay, rectangular plan, wood frame, Colonial Revival style residence. The house is clad in wood clapboards and wood shingles and features a symmetrical façade. Elements include an oversized hip roof portico supported by triple, fluted Tuscan columns, and simple, wide cornice with brackets, mimicked at the roofline. The raised panel door is flanked by leaded sidelights with raised panel pedestals. Fenestration consists of paired 6/1 sash and 6/1 sash elsewhere. The hip roof is covered in slate tiles and contains hipped dormers.

424 17th Avenue Block 1451 Lot 2

Contributing

Outbuildings: 1 stylistically similar, detached garage (C)

424 17th Avenue is a ca. 1913, 2 story, 2 bay, irregular plan, wood frame, Foursquare style residence. The vinyl-sided house contains a projecting 1 story porch with vinyl encased piers, a tripartite oriel window at the west end of the 2nd floor. Fenestration consists of 1/1 aluminum replacements. The hip roof is covered in slate tiles and contains hipped dormers with original diamond pane sash.

446 17th Avenue Block 1449 Lot 2

Contributing

Outbuildings: 1 detached garage (N/C)

446 17th Avenue is a ca. 1918, 2-1/2 story, 2 bay, irregular plan, wood frame, vernacular Colonial Revival style residence. The two-family house is vinyl-sided with an asymmetrical façade. The western portion of the façade is a bay projection, and a 1 story, projecting, screened-in porch with slender Tuscan columns and projecting, hipped roof is placed at the eastern end of 2nd story. Fenestration consists of 1/1 sash and the gable roof is covered in composition shingles. (similar plan to #450 17th Avenue)

450 17th Avenue Block 1449 Lot 1

Contributing

Outbuildings: 0

450 17th Avenue is a ca. 1918, 2-1/2 story, 2 bay, irregular plan, wood frame, Colonial Revival style residence. The two-family house is wood-clapboard and vinyl-sided with an asymmetrical façade. The western portion of the façade is a bay projection, and a 1 story projecting porch with slender Tuscan columns & Chippendale style railing is surmounted by a projecting, pedimented-roof porch at the eastern end of 2nd story. Fenestration consists of 1/1 sash and the cross-gambrel roof is covered in composition shingles. (similar plan to #446 17th Avenue)

United States Department of the Interior
National Park Service

National Register of Historic Places

Continuation Sheet – EASTSIDE PARK HISTORIC DISTRICT

PATERSON, PASSAIC COUNTY, NEW JERSEY

Section number 7

Page 45 of 148

460 17th Avenue Block 1449 Lot 1

Non-Contributing

Outbuildings: 0

460 17th Avenue is a 1 story, 3 bay, rectangular plan, wood frame, Ranch style residence, Constructed in 1956, the vinyl-sided house with attached garage and asymmetrical façade contains a tripartite picture window with flanking 1/1 sash west of the central entry block. Additional fenestration consists of paired 1/1 vinyl replacement sash. The gable roof is covered in composition shingles.

464 17th Avenue Block 1448 Lot 2

Non-Contributing

Outbuildings: 0

464 17th Avenue is a 1-1/2 story, 3 bay, irregular plan, wood frame, Split-level Ranch style residence. Constructed in 1955, the brick veneer and vinyl-sided house contains an integrated garage. The asymmetrical façade is a split-level with the garage and upper level to the west, and to the east a large bow window and recessed doorway. Additional fenestration consists of paired 1/1 vinyl replacement sash. The hip roof is covered in composition shingles.

467 17th Avenue Block 1447 Lot 7

Contributing

Outbuildings: 0

467 17th Avenue is a 1-1/2 story, 3 bay, irregular plan, wood frame, Colonial Revival style residence. Constructed in 1941, the brick veneer and wood shingle-sided house features an asymmetrical façade, a central, projecting block with an offset, wood shingled gable, a 4-light raised panel entry door flanked by fluted pilasters, and a bay window at the eastern end with a single, 6/1 replacement sash. Fenestration includes a bay window, and the gable roof is covered in composition shingles, with a . gabled dormer above.

468 17th Avenue Block 1448 Lot 1

Key (NJ DEP Inv. 1608-539)

Outbuildings: 0

468 17th Avenue is a ca. 1923, 1-1/2 story, irregular plan, wood frame, Mission Revival style residence. The stucco-coated house contains a double-gabled façade with an engaged entry porch containing adjacent arched openings. Features include a heavy stucco parge coat, slender fenestration openings, and a brick porch and brick window sills. Fenestration consists of 1/1 vinyl replacement sash. The cross-gable roof is covered in Spanish clay tiles. (see photo 46)

475 17th Avenue Block 1446 Lot 8

Contributing

Outbuildings: 1 stylistically similar, detached garage (C)

475 17th Avenue is a 2 story, rectangular plan, brick, Colonial Revival style residence. Constructed in 1934, the house features 1 story flat-roofed wings containing tripartite casements with segmental arch fan-light transom (pair at east wing), and 1/2 round stuccoed window head recesses at the 1st floor. A Classical Revival-inspired portico with curvilinear entablature & straight flared ends is supported by Tuscan columns, and a raised panel door is flanked by small, 1/2 round, 6-light sash. Fenestration consists of 6/1 vinyl replacement sash, and the gable roof is covered in clay tiles.

United States Department of the Interior
National Park Service

National Register of Historic Places

Continuation Sheet – EASTSIDE PARK HISTORIC DISTRICT

PATERSON, PASSAIC COUNTY, NEW JERSEY

Section number 7

Page 46 of 148

476 17th Avenue

Block 1445 Lot 2

Contributing

Outbuildings: 1 stylistically similar, detached garage (C)

476 17th Avenue is a 2 story, 3 bay, rectangular plan, brick, Colonial Revival style residence. Constructed in 1928, the house features a 1 story wing at the west end with a casement & segmental arched stained-glass transom. A quadripartite casement is placed at the east end of 1st floor, and three bay casement with 1/2 round sash are placed at the west end. A double-roofed projecting entry block supported by decorative brackets. Fenestration consists of 3-light casements and 1/1 sash. The gable roof is covered in Spanish clay tiles. A plaque indicates the house was donated to Diocese of Paterson in 1966.

483 17th Avenue

Block 1446 Lot 9

Contributing

Outbuildings: 0

483 17th Avenue is a ca. 1937, 2 story, irregular plan, wood frame, Tudor Revival style residence. The picturesque house with asymmetrical façade contains an attached garage. Features include cut stone blocks randomly interspersed in brick at the 1st floor, a quadripartite diamond pane casement window west of the projecting pent roofed entry block, and a gabled end above the entry contains an oriel window. Faux 1/2 timbering on the 2nd floor contains multi-pane casement windows. The gable roof is covered in composition shingles.

495 17th Avenue

Block 1441 Lot 9

Contributing

Outbuildings: 0

495 17th Avenue is a 2 story, irregular plan, wood frame, Tudor Revival style residence. Constructed in 1936 with an integrated garage, the house features an asymmetrical façade with randomly interspersed, cut stone blocks in the brickwork at the 1st floor and chimney stack, and the central portion has a gable-ended entry projection with a faux post & beam door surround containing a vertical plank door. Faux 1/2 timbering is found at the 2nd story level. (similar to 680 Park Ave.)

506 17th Avenue

Block 1444 Lot 2

Contributing

Outbuildings: 0

506 17th Avenue is a ca. 1937, 2 story, 3 bay, rectangular plan, wood frame, Colonial Revival style residence. The Cape Cod form with attached garage, stone veneer, vertical plank, and wood shingle siding features a symmetrical façade with a projecting shed roofed front porch with post supports and an offset front door. The 1st floor façade has a random course rubble veneer. Fenestration consists of 1/1 vinyl replacement sash. The gable roof is covered in composition shingles and has three symmetrically placed, engaged gable dormers.

510 17th Avenue

Block 1444 Lot 1

Contributing

Outbuildings: 0

510 17th Avenue is a 2 story, 3 bay, irregular plan, wood frame, Colonial Revival style residence. Constructed in 1937, the Cape Cod form with integrated garage is clad in stone veneer and aluminum siding. The asymmetrical façade features a projecting gabled section with a projecting, gabled entry porch at the east end, and a 1 story, random course stone veneer section at the west end. Fenestration consists of 6/6 sash. The gable roof is covered in composition shingles and has two gabled, engaged dormers above the garage.

United States Department of the Interior
National Park Service

National Register of Historic Places

Continuation Sheet – EASTSIDE PARK HISTORIC DISTRICT

PATERSON, PASSAIC COUNTY, NEW JERSEY

Section number 7

Page 47 of 148

521 17th Avenue Block 1440 Lot 3

Contributing

Outbuildings: 0

521 17th Avenue is a 2 story, 3 bay, irregular plan, wood frame, Colonial Revival style residence. Constructed in 1937, the façade faces McLean Boulevard. The asymmetrically massed house is clad in a random-coursed stone veneer at the first floor of the main block, and vinyl-sided elsewhere. A hip-roofed garage wing is located at the south end, and a projecting shed roofed entry portico supported by square piers is flanked by an oriel window. Fenestration consists of 6/6 sash and the gable roof is covered in composition shingles.

18th Avenue

305 18th Avenue Block 1422 Lot 11

Contributing

Outbuildings: 0

305 18th Avenue is a ca. 1921, 2 story, 3 bay, rectangular plan, wood frame, Dutch Colonial Revival style residence. The wood clapboard-sided house features an asymmetrical façade facing Vreeland Avenue. The Colonial Revival-inspired portico contains an open-bed pediment and barrel-vaulted ceiling, supported by Tuscan columns. Fenestration consists of 6/1 replacement sash, and the gambrel roof is covered in composition shingles.

308 18th Avenue Block 1489 Lot 3

Contributing

Outbuildings: 1 detached garage (N/C)

308 18th Avenue is a ca. 1912, 2 story, 3 bay, irregular plan, wood frame, Arts & Crafts style residence. The house, clad in wood shingles and vinyl siding, contains an asymmetrical façade and a heavily altered front porch with large, glass-block & 3-light casement infill openings flanking a simple enclosed entry portico. Fenestration consists of 1/1 replacement sash above the 1st floor. The gable roof is covered in composition shingles.

309 18th Avenue Block 1422 Lot 12

Contributing

Outbuildings: 1 stylistically similar, detached garage (C)

309 18th Avenue is a ca. 1913, 2 story, 2 bay, irregular plan, wood frame, Arts & Crafts style residence. The stucco-coated and vinyl sided house features an asymmetrical façade with an enclosed front porch with tapered piers, and tripartite west bay. Fenestration consists of original jewel-pane/1 sash windows, and the hip roof is covered in a combination of slate tiles and composition shingles.

312 18th Avenue Block 1489 Lot 2

Contributing

Outbuildings: 1 detached garage (N/C)

312 18th Avenue is a ca. 1913, 2 story, 2 bay, irregular plan, wood frame, Arts & Crafts style residence. The wood clapboard-sided house with asymmetrical façade features a projecting shed-roofed porch with Classical-inspired piers and bays at the east end of the 1st floor, and west end of the 2nd floor. Fenestration consists of 6/1, replacement sash. The gable roof is covered in composition shingles and contains a shed roofed dormer.

United States Department of the Interior
National Park Service

National Register of Historic Places

Continuation Sheet – EASTSIDE PARK HISTORIC DISTRICT

PATERSON, PASSAIC COUNTY, NEW JERSEY

Section number 7

Page 48 of 148

313 18th Avenue Block 1422 Lot 13

Contributing

Outbuildings: 0

313 18th Avenue is a ca. 1913, 2 story, 2 bay, irregular plan, wood frame, Arts & Crafts style residence. The wood clapboard and wood shingle-sided house with asymmetrical façade features the gable-end to street. Elements include a flat-roofed enclosed front porch with engaged, flared piers and a tripartite west bay at 2nd floor. Fenestration consists of a replacement casement, a tripartite 6/1 sash, and single 12/1 sash. The gambrel roof is covered composition shingles and in slate tiles.

318 18th Avenue Block 1489 Lot 1

Contributing

Outbuildings: 0

318 18th Avenue is a ca. 1912, 2 story, 2 bay, irregular plan, wood frame, Arts & Crafts style residence. The vinyl-sided house with asymmetrical façade contains a heavily altered, hip-roofed projecting enclosed porch, and a tripartite west bay at the 2nd floor. Fenestration consists of replacement sash and the hip roof is covered in slate tiles with hipped, slate-clad dormers. The house was featured in the 1923 publication, *Paterson in Pictures*.

325 18th Avenue Block 1453 Lot 9

Contributing

Outbuildings: 1 stylistically similar, detached garage (C)

325 18th Avenue is a ca. 1920, 2-12 story, 3 bay, irregular plan, wood frame, Colonial Revival style residence. The stucco-coated house with a symmetrical façade features flanking single story wings, a ca. 1950s east end addition with entry door & clerestory windows. The main block contains elliptical arch recesses above the casement windows, a large, projecting cornice with rectilinear modillions, and a semi-elliptical, pedimented portico supported by Corinthian columns & pilasters. Fenestration consists of quatripartite casements with leaded transom and 8/1 sash. The hip roof is covered in both composition shingles and clay tiles.

328 18th Avenue Block 1490 Lot 3

Contributing

Outbuildings: 1 detached garage (N/C)

328 18th Avenue is a ca. 1914, 2 story, 2 bay, irregular plan, wood frame, Arts & Crafts style residence. The vinyl-sided house with an asymmetrical façade features a flat-roofed porch, a tripartite bay at the east end, and a Colonial Revival style portico with Tuscan columns and a Renaissance-inspired porch rail. Fenestration consists of 1/1 replacement sash. The hip roof is covered in both composition shingles and slate tile, with a slate tile-clad, hipped dormer containing a pair of jewel pane sash.

331 18th Avenue Block 1453 Lot 10

Contributing

Outbuildings: 1 stylistically similar, detached garage (C)

331 18th Avenue is a ca. 1918, 2 story, 3 bay, rectangular plan, wood frame, Colonial Revival style residence. The stucco coated and vinyl sided house with symmetrical façade contains a shed-roofed, full-width integrated front porch supported by oversized stuccoed Tuscan columns, and a single-diamond-glazed front door flanked by glazed sidelights. Fenestration consists of 12/1 paired French doors, and 6/1 replacement sash. The gable roof is covered in composition shingles.

United States Department of the Interior
National Park Service

National Register of Historic Places

Continuation Sheet – EASTSIDE PARK HISTORIC DISTRICT

PATERSON, PASSAIC COUNTY, NEW JERSEY

Section number 7 Page 49 of 148

332 18th Avenue Block 1490 Lot 2

Contributing

Outbuildings: 1 detached garage (N/C)

332 18th Avenue is a ca. 1914, 2 story, 2 bay, irregular plan, wood frame, Arts & Crafts style residence. The wood shingle and wood clapboard-sided house with an asymmetrical façade contains a flat-roofed, enclosed porch with a tripartite bay at the east end. Fenestration consists of 1/1 replacement sash, and diamond-pane/1 replacement sash at 2nd floor. The hip roof is covered in slate tiles and contains a slate tile-clad, hipped dormer with a pair of diamond-pane sash.

338 18th Avenue Block 1490 Lot 1

Contributing

Outbuildings: 1 detached garage (N/C)

338 18th Avenue is a ca. 1914, 2 story, 2 bay, square plan, wood frame, Arts & Crafts style residence. The wood shingle-sided house with an asymmetrical façade contains a flat-roofed porch supported by Colonial Revival style Tuscan columns and Renaissance porch rail, and a tripartite bay at the east end. Fenestration consists of 1/1 replacement sash, and diamond-pane/1 replacement sash at 2nd floor. The hip roof is covered in slate tiles and contains a slate tile-clad, hipped dormer with a pair of diamond-pane sash.

344 18th Avenue Block 1491 Lot 4

Contributing

Outbuildings: 1 stylistically similar, detached garage (C)

344 18th Avenue is a ca. 1908, 2 story, 2 bay, irregular plan, wood frame, Arts & Crafts style residence. The vinyl-sided house with an asymmetrical façade contains a heavily altered hip-roofed front porch with an engaged chimney stack, and tripartite bays at the west end of the 1st story and east end of the 2nd story. Fenestration consists of 1/1 replacement sash and the hip roof, covered in composition shingles contains a gabled dormer with paired sash.

349 18th Avenue Block 1451 Lot 9

Contributing

Outbuildings: 1 detached garage (N/C)

349 18th Avenue is a ca. 1910, 2-1/2 story, 2 bay, rectangular plan, wood frame, Arts & Crafts style residence with Tudor Revival influence. The stucco-coated house with an asymmetrical façade contains a single story front porch with heavy, Mission Revival-inspired arched openings, and an integrated but separate curved entry block. Faux 1/2 timbering is found at the gable-end. Fenestration consists of 1/1 replacement sash, and the gable roof is covered in composition shingles.

350 18th Avenue Block 1491 Lot 3

Contributing

Outbuildings: 1 detached garage (N/C)

350 18th Avenue is a ca. 1913, 2-1/2 story, 2 bay, irregular plan, wood frame, Arts & Crafts style residence. Clad in staggered-course wood shingles covering all vertical surfaces, the house features an asymmetrical façade, a hipped roof front porch with an integrated, projecting entry block, and a tripartite west bay at the 2nd floor. Fenestration consists of 6/1 replacement sash, and the hip roof, covered in composition shingles, contains hipped dormers with exposed rafter tails.

United States Department of the Interior
National Park Service

National Register of Historic Places

Continuation Sheet – EASTSIDE PARK HISTORIC DISTRICT

PATERSON, PASSAIC COUNTY, NEW JERSEY

Section number 7 Page 50 of 148

353 18th Avenue Block 1451 Lot 10

Non-Contributing

Outbuildings: 1 detached garage (N/C)

353 18th Avenue is a ca. 1921, 2 story, 2 bay, irregular plan, wood frame, Dutch Colonial Revival style residence. The brick veneer and vinyl-sided house contains a 1970s, projecting brick veneer addition with bow window, significantly altering the original form. Fenestration consists of replacement casements, and the gambrel roof is covered in composition shingles.

354 18th Avenue Block 1491 Lot 2

Contributing

Outbuildings: 1 detached garage (N/C)

354 18th Avenue is a ca. 1915, 2-1/2 story, 2 bay, irregular plan, wood frame, vernacular Colonial Revival style residence. Clad in vinyl siding, the house contains an altered, 2 story projecting section with oversized replacement casements and 1/1 replacement sash. The gambrel roof, covered in slate tiles, contains gambrel and shed roofed dormers.

355 18th Avenue Block 1451 Lot 11

Contributing

Outbuildings: 1 detached garage (N/C)

355 18th Avenue is a ca. 1913, 2 story, 2 bay, rectangular plan, wood frame, Colonial Revival style residence. The gable-end to street, aluminum sided house with asymmetrical façade contains a hipped roof front porch with Ionic columns and Colonial-Revival-inspired porch railing. Fenestration consists of 1/1 replacements, and the gambrel roof is covered in composition shingles.

356 18th Avenue Block 1491 Lot 1

Contributing

Outbuildings: 1 stylistically similar, detached garage (C)

356 18th Avenue is a ca. 1920, 2 story, 3 bay, rectangular plan, wood frame, Colonial Revival style residence with Arts & Crafts influence. The wood clapboard-sided house with asymmetrical façade is an unusual hybrid with a Colonial Revival plan and Arts & Crafts elements. A stylistically similar wing is attached at the north end. Features include overhanging eaves with paired, decorative rafter tails, a pergola-type portico supported by four large Classical-inspired piers, and a recessed entryway flanked by replacement sidelights. Fenestration includes tripartite 6/1 wood sash, and mixed sash. The hip roof is covered in slate tiles, and contains a large dormer with rafter tails and paired, 14/14 sash.

364 18th Avenue Block 1492 Lot 4

Contributing

Outbuildings: 0

364 18th Avenue is a 2 story, 2 bay, rectangular plan, wood frame, Colonial Revival style residence. Constructed in 1919, the wood clapboard-sided house with symmetrical façade features a pent roof that pitches to lower pent at enclosed porch wing, and a simple hip roofed portico with widely overhanging eaves supported by Tuscan columns. Fenestration consists of tripartite picture windows flanked by 6/1 replacement sash, and 1/1 replacement sash elsewhere. The gambrel roof is covered in composition shingles.

United States Department of the Interior
National Park Service

National Register of Historic Places

Continuation Sheet – EASTSIDE PARK HISTORIC DISTRICT

PATERSON, PASSAIC COUNTY, NEW JERSEY

Section number 7

Page 51 of 148

367 18th Avenue Block 1449 Lot 11

Contributing

Outbuildings: 1 detached garage (N/C)

367 18th Avenue is a ca. 1922, 2-1/2 story, 2 bay, irregular plan, wood frame, Colonial Revival style residence. Clad in wood shingle and vinyl siding, the house contains an asymmetrical façade, a projecting, 2 story enclosed front porch, and flared eaves at each floor. Fenestration consists of 1/1 replacement sash and mixed replacement sash. The gambrel roof, covered in slate tiles, contains shed dormers.

368 18th Avenue Block 1492 Lot 3

Contributing

Outbuildings: 1 detached garage (N/C)

368 18th Avenue is a 2 story, 3 bay, rectangular plan, wood frame, Dutch Colonial Revival style residence with Arts & Crafts influence. Constructed in 1919, the wood clapboard and wood shingle-sided house contains a symmetrical façade. The full width, screened-in Arts & Crafts-influenced porch features clapboarded piers with decorative trim. Fenestration consists of tripartite 10/1 sash flanked by 4/1 sash and 10/1 sash. The gambrel roof is covered in composition shingles. (see photo 49)

373 18th Avenue Block 1449 Lot 11

Contributing

Outbuildings: 1 detached garage (N/C)

373 18th Avenue is a ca. 1918, 2-1/2 story, 2 bay, irregular plan, wood frame, Arts & Crafts style residence. The vinyl-sided house contains a projecting porch, open & pedimented at the 2nd floor. The entryway contains a replacement door and fenestration consists of 1/1 replacement sash. The hip roof is covered in composition shingles.

374 18th Avenue Block 1492 Lot 2

Contributing

Outbuildings: 1 detached garage (N/C)

374 18th Avenue is a ca. 1918, 2-1/2 story, 3 bay, rectangular plan, wood frame, Dutch Colonial Revival style residence with Arts & Crafts influence. The vinyl sided house with gambrel-end to street, and a centrally placed bay window at the 2nd floor, contains a symmetrical façade with a full width, glass-enclosed Arts & Crafts-influenced porch. The porch features clapboarded piers with decorative dentil trim. Fenestration consists of replacement sash and the gambrel roof is covered in composition shingles.

375 18th Avenue Block 1449 Lot 13

Contributing

Outbuildings: 1 detached garage (N/C)

375 18th Avenue is a ca. 1918, 2-1/2 story, 2 bay, irregular plan, wood frame, Arts & Crafts style residence. The vinyl-sided house with gable-end to street features an asymmetrical façade, and a projecting, 2 story, enclosed entry section. Arts & Crafts elements include tapered columns and eave brackets (covered but evident). Fenestration consists of 1/1 aluminum replacement sash. The gable roof is covered in slate tiles. (mirror plan to 774 14th Avenue)

United States Department of the Interior
National Park Service

National Register of Historic Places

Continuation Sheet – EASTSIDE PARK HISTORIC DISTRICT

PATERSON, PASSAIC COUNTY, NEW JERSEY

Section number 7 Page 52 of 148

388 18th Avenue Block 1493 Lot 3

Contributing

Outbuildings: 1 detached garage (N/C)

388 18th Avenue is a ca. 1915, 2 story, 3 bay, rectangular plan, wood frame, Colonial Revival style residence. Clad in wood clapboards, the house features a symmetrical façade with a full width, shed-roof front porch supported by Tuscan columns on brick pedestals. A pedimented roof projects from the shed roof over a raised panel door with sidelights. Fenestration consists of tripartite 1/1 aluminum replacement sash, and 1/1 aluminum replacement sash. The gable roof is covered in composition shingles.

391 18th Avenue Block 1448 Lot 12

Contributing

Outbuildings: 1 detached garage (N/C)

391 18th Avenue is a ca. 1918, 2-1/2 story, irregular plan, wood frame, Colonial Revival style residence. Clad in stone veneer and vinyl siding, the house contains an asymmetrical, altered façade with an offset entry porch and later mixed-course stone veneer at the 1st level. Fenestration consists of tripartite & paired 1/1 replacement sash throughout. The offset, cross-gable roof is covered in composition shingles.

395 18th Avenue Block 1448 Lot 13

Contributing

Outbuildings: 1 detached garage (N/C)

395 18th Avenue is a ca. 1920, 2-1/2 story, 2 bay, rectangular plan, wood frame, Dutch Colonial Revival style residence with Arts & Crafts influence. The vinyl-sided, two-family house with gambrel end to the street and symmetrical façade contains an Arts & Crafts-influenced porch with tapered piers and offset entry doors. The porch supports a 2nd story room. Fenestration consists of mixed sash and the gambrel roof is covered in composition shingles.

396 18th Avenue Block 1493 Lot 1

Contributing

Outbuildings: 1 detached garage (N/C)

396 18th Avenue is a ca. 1918, 2-1/2 story, irregular plan, wood frame, Colonial Revival style residence. Stucco-coated and vinyl-sided, the asymmetrical façade faces 40th Street, and contains multiple projections. Fenestration consists of 1/1 replacement vinyl sash. The gambrel roof, covered in composition shingles, contains shed roofed and gambrel dormers.

405 18th Avenue Block 1445 Lot 6

Contributing

Outbuildings: 1 detached garage (N/C)

405 18th Avenue is a ca. 1923, 2 story, 3 bay, rectangular plan, wood frame, Dutch Colonial Revival style residence. The brick veneer and vinyl-sided house contains a symmetrical facade, brick veneer at the 1st story, an enclosed 1 story porch at the west end and a segmental arch, pedimented portico with modillion course, supported by Tuscan columns. Fenestration consists of tripartite 8/1 sash flanked by 4/1 replacement sash, and 1/1 aluminum replacement sash. The gambrel roof is covered in composition shingles. The house was featured in the 1923 book, *Paterson in Pictures*.

United States Department of the Interior
National Park Service

National Register of Historic Places

Continuation Sheet – EASTSIDE PARK HISTORIC DISTRICT

PATERSON, PASSAIC COUNTY, NEW JERSEY

Section number 7 Page 53 of 148

406 18th Avenue Block 1494 Lot 3

Contributing

Outbuildings: 1 detached garage (N/C)

406 18th Avenue is a ca. 1921, 2 story, 3 bay, rectangular plan, wood frame, Dutch Colonial Revival style residence. Clad in wood clapboards, the house contains a symmetrical façade, enclosed 1 story porches at the east & west ends, a 1/2 round, projecting door hood with sunburst above door, and a raised-panel door with sidelights. Fenestration consists of tripartite 8/1 sash flanked by 4/1 sash, and 8/1 replacement sash elsewhere. The gambrel roof is covered in composition shingles.

409 18th Avenue Block 1445 Lot 7

Contributing

Outbuildings: 1 detached garage (N/C)

409 18th Avenue is a ca. 1923, 2 story, 3 bay, rectangular plan, wood frame, Colonial Revival style residence. Clad in stone and vinyl siding, the house contains a symmetrical façade, 1 story wing at the east end, and a random course, faux-stone veneer at the 1st floor. A slight projection contains a curvilinear, pedimented portico, supported by fluted, vinyl-clad replacement columns. Fenestration consists of replacement sash and the gable roof is covered in composition shingles.

410 18th Avenue Block 1494 Lot 2

Contributing

Outbuildings: 1 detached garage (N/C)

410 18th Avenue is a ca. 1923, 2 story, 3 bay, rectangular plan, wood frame, Dutch Colonial Revival style residence. The vinyl-sided house with gable end to street contains a symmetrical façade, a wide, projecting entry block with a curvilinear, pedimented portico with a 1/2 round ceiling, and a sunburst pattern over entry door. The raised panel door is flanked by sidelights. Fenestration consists of 10/1 sash, and the gambrel roof is covered in slate tiles.

415 18th Avenue Block 1445 Lot 8

Contributing

Outbuildings: 1 detached garage (N/C)

415 18th Avenue is a ca. 1923, 2 story, 3 bay, rectangular plan, wood frame, Dutch Colonial Revival style residence. The stucco coated and wood clapboard-sided house contains a symmetrical façade, with stucco coat at 1st floor. A 1/2 round pedimented portico projects from a pent roof with the straight ends supporting simple entablatures, in turn supported by fluted, Ionic columns. Glazed entry doors are flanked by sidelights. The roof cornice contains block modillions. Fenestration includes tripartite 10/1 sash flanked by 4/1 sash, and 10/1 sash. The gambrel roof is covered in composition shingles. The house was featured in the 1923 book, *Paterson in Pictures*. (see photo 51)

416 18th Avenue Block 1494 Lot 1

Contributing

Outbuildings: 1 detached garage (N/C)

416 18th Avenue is a ca. 1923, 2 story, 3 bay, rectangular plan, wood frame, Dutch Colonial Revival style residence. Clad in vinyl siding, the house contains a symmetrical façade, a segmental arch pedimented portico with block modillions, supported by Tuscan columns. A raised panel door is flanked by simple sidelights. Fenestration includes tripartite picture windows flanked by 1/1 vinyl replacements, and 10/1 sash. The gambrel roof is covered in composition shingles.

United States Department of the Interior
National Park Service

National Register of Historic Places

Continuation Sheet – EASTSIDE PARK HISTORIC DISTRICT

PATERSON, PASSAIC COUNTY, NEW JERSEY

Section number 7 Page 54 of 148

424 18th Avenue Block 1495 Lot 3

Contributing

Outbuildings: 1 detached garage (N/C)

424 18th Avenue is a ca. 1924, 2 story, 3 bay, rectangular plan, wood frame, Dutch Colonial Revival style residence. The house, with a 1 story, stucco-coated wing at the west end contains a symmetrical façade with a brick veneer at the 1st floor, and vinyl siding at the 2nd floor. Additional features include a jerkin-head roof portico, with raised panel door and 3-light, glazed sidelights. Fenestration includes tripartite picture windows flanked by 4/1 vinyl replacement sash and 10/1 sash. The gable roof is covered in composition shingles.

425 18th Avenue Block 1444 Lot 9

Contributing

Outbuildings: 1 detached garage (N/C)

425 18th Avenue is a ca. 1924, 2 story, 3 bay, rectangular plan, wood frame, Colonial Revival style residence. Clad in wood clapboards the house contains a 1 story, glazed porch wing at the west end with a Chippendale-style roof railing. The main block is symmetrical with a curvilinear, pedimented portico with an elliptical ceiling supported by paired, slim Tuscan columns. A sunburst pattern crowns the raised panel entry door, flanked by decorative sidelights. Fenestration consists of 8/8 replacement sash. The gable roof is covered in composition shingles. (see photo 52)

430 18th Avenue Block 1495 Lot 2

Contributing

Outbuildings: 0

430 18th Avenue is a 2 story, 3 bay, rectangular plan, wood frame, Colonial Revival style residence. Constructed in 1941 with an attached garage, the house is clad in a random-course sandstone veneer at the 1st floor, and wood shingles at the 2nd floor. The symmetrical façade contains a recessed, paneled entryway with sidelights and cornice with dentil course. Fenestration includes tripartite 6/6 sash, bay windows and 1/1 vinyl replacement sash. The gable roof is covered in composition shingles.

431 18th Avenue Block 1444 Lot 10

Contributing

Outbuildings: 1 detached garage (N/C)

431 18th Avenue is a ca. 1927, 2 story, 3 bay, rectangular plan, wood frame, Dutch Colonial Revival style residence. The vinyl-sided house contains a 1 story wing at the east end. The main block features a symmetrical façade with a segmental arch pedimented portico with a full entablature and Classical-inspired modillions, supported by Tuscan columns. A glazed entry door is flanked by leaded sidelights. Fenestration includes tripartite 10/1 sash, flanked by 4/1 sash and 10/1 sash. The gambrel roof is covered in composition shingles.

435 18th Avenue Block 1444 Lot 11

Contributing

Outbuildings: 1 detached garage (N/C)

435 18th Avenue is a ca. 1926, 2 story, 3 bay, rectangular plan, wood frame, Dutch Colonial Revival style residence. The house contains a 1 story wing at the east end. The main block features a symmetrical façade with a brick veneer at the 1st floor, and aluminum siding at the 2nd floor. Tuscan columns support a jerkin-head roof portico with a simple entablature. A block-modillion cornice is at the roofline. Fenestration includes tripartite 10/1 sash flanked by 4/1 sash, and 10/1 sash. The gable roof is covered in composition shingles.

United States Department of the Interior
National Park Service

National Register of Historic Places

Continuation Sheet – EASTSIDE PARK HISTORIC DISTRICT

PATERSON, PASSAIC COUNTY, NEW JERSEY

Section number 7

Page 55 of 148

438 18th Avenue

Block 1495 Lot 1

Contributing

Outbuildings: 1 detached garage (N/C)

438 18th Avenue is a ca. 1926, 2 story, 3 bay, rectangular plan, wood frame, Dutch Colonial Revival style residence. The brick veneer and wood clapboard sided house contains a 1 story wings at the east and west ends. The symmetrical façade features a segmental arch, pedimented portico with a full entablature and Classical-inspired modillions, supported by Tuscan columns. A glazed entry door is flanked by leaded sidelights; A dentil molding cornice is at the roofline. Fenestration includes tripartite 10/1 sash flanked by 4/1 sash, and 10/1 sash. The gable roof is covered in composition shingles.

445 18th Avenue

Block 1443 Lot 6A

Contributing

Outbuildings: 0

445 18th Avenue is a 1-1/2 story, rectangular plan, wood frame, Tudor Revival style residence. Constructed in 1948 with an integrated garage, the house is clad in brick and stone veneer, and vinyl siding. The asymmetrical façade consists of a brick veneer at the 1st floor, with a projecting, random rubble-veneer gable end block with an engaged chimney stack. A segmental arch door hood covers a 1/2 round entry door, and faux 1/2 timbering is found at the 2nd floor gable. Fenestration consists of 1/1 replacement sash, and the cross-gable roof is covered in composition shingles.

19th Avenue

329 19th Avenue

Block 1490 Lot 15

Contributing

Outbuildings: 0

329 19th Avenue is a 2 story, 3 bay, rectangular plan, brick, Colonial Revival style residence. Constructed in 1924 with an attached garage, the house contains 1 story wings at the east and west ends, each with recessed 2nd story blocks. The symmetrical façade features a pent roof above the 1st floor, and a simple entry block with a flat roof. Fenestration consists of 1/1 replacement sash, and the gable roof is covered in slate tiles with open-pediment dormers.

335 19th Avenue

Block 1490 Lot 16

Contributing

Outbuildings: 0

335 19th Avenue is a 2 story, 3 bay, irregular plan, wood frame, Colonial Revival style residence. Constructed in 1941, the house is clad in brick & stone veneer, and wood clapboards. The asymmetrical façade contains a stone veneer, offset entry block with integrated garage bay covered by a pent roof with a gabled projection over the entry door. Fenestration consists of tripartite 6/6 sash and 6/6 sash. The offset, cross-gable roof is covered in composition shingles. (mirrored plan of 339 19th Avenue)

United States Department of the Interior
National Park Service

National Register of Historic Places

Continuation Sheet – EASTSIDE PARK HISTORIC DISTRICT PATERSON, PASSAIC COUNTY, NEW JERSEY

Section number 7 Page 56 of 148

339 19th Avenue Block 1490 Lot 16

Contributing

Outbuildings: 0

339 19th Avenue is a 2 story, 3 bay, irregular plan, wood frame, Colonial Revival style residence. Constructed in 1941, the house is clad in brick & stone veneer, and vinyl siding. The asymmetrical façade contains a stone veneer, offset entry block with integrated garage bay covered by a pent roof with a gabled projection over the entry door. Fenestration consists of tripartite 1/1 replacement sash and 1/1 replacement sash. The offset, cross-gable roof is covered in composition shingles. (mirrored plan of 335 19th Avenue, and duplicate of 415 19th Avenue)

350 19th Avenue Block 1485 Lot 2

Contributing

Outbuildings: 0

350 19th Avenue is a 2 story, 3 bay, rectangular plan, brick, Dutch Colonial Revival style residence. Constructed in 1921, the vinyl-sided house with symmetrical façade features an open pediment door hood projecting from a pent roof, a replacement door & replacement shutters. Fenestration consists of tripartite 1/1 replacement sash and 1/1 replacement sash. The gambrel roof is covered in composition shingles. An attached garage is a later addition and non-contributing.

360 19th Avenue Block 1485 Lot 1

Contributing

Outbuildings: 0

360 19th Avenue is a 2 story, 3 bay, rectangular plan, wood frame, Colonial Revival style residence. Constructed in 1922, the stucco-coated formal house contains 1 story wings at the east and west ends. The symmetrical façade features 1/2 round recesses above the 1st floor windows with diamond-panel, tile inserts, wood shutters, and a simple portico with paired, Tuscan columns. A raised panel door with glazed transom is flanked by sidelights. Fenestration consists of paired 4/1 sash. The hip roof is covered in slate tiles.

370 19th Avenue Block 1484 Lot 4

Contributing

Outbuildings: 1 detached garage (N/C)

370 19th Avenue is a 2 story, 3 bay, rectangular plan, wood frame, Dutch Colonial Revival style residence. Constructed in 1923, the brick veneer, wood clapboard, and vinyl-sided house features an asymmetrical façade with a brick veneer at the west end of 1st floor. A large, open-bed pediment portico with an elliptical arch ceiling is supported by simple wood piers. The entrance contains an offset door, and fenestration consists of 6/6 sash. The gambrel roof is covered in slate tiles.

372 19th Avenue Block 1484 Lot 3

Contributing

Outbuildings: 1 detached garage (N/C)

372 19th Avenue is a 2 story, 2 bay, rectangular plan, wood frame, Arts & Crafts style residence. Constructed in 1923, the house is clad in wood clapboards. The symmetrical façade features a recessed, offset entryway, and a wide, bracketed jerkin-head roofed overhang. Fenestration consists of 6/6 sash and 6/1 sash. The gable roof is covered in fish-scale slate-tiles.

United States Department of the Interior
National Park Service

National Register of Historic Places

Continuation Sheet – EASTSIDE PARK HISTORIC DISTRICT

PATERSON, PASSAIC COUNTY, NEW JERSEY

Section number 7 Page 57 of 148

376 19th Avenue Block 1484 Lot 2

Contributing

Outbuildings: 1 detached garage (N/C)

376 19th Avenue is a 2 story, 3 bay, irregular plan, wood frame, Colonial Revival style residence. Constructed in 1926, the vinyl-sided house with asymmetrical façade, contains a projecting, shed roof block at the west end. A replacement entry door is surmounted by an elliptical fanlight transom. Fenestration consists of 8/1 sash and 1/1 sash. The gable roof is covered in composition shingles.

390 19th Avenue Block 1483 Lot 2

Contributing

Outbuildings: 1 detached garage (N/C)

390 19th Avenue is a 2 story, 3 bay, irregular plan, wood frame, Colonial Revival style residence. Constructed in 1923, the wood shingle-sided house with symmetrical façade contains Tudor Revival elements such as a projecting, asymmetrical, gabled east section with a slate-tiled door hood integrated into the roofline. The door hood itself is Classically-inspired with a semi-circular ceiling, Classical support brackets, and sunburst pattern above the door. Fenestration consists of 8/1 sash and the cross-gable roof is covered in slate tiles.

391 19th Avenue Block 1493 Lot 13

Contributing

Outbuildings: 0

391 19th Avenue is a ca. 1918, 2 story, 3 bay, rectangular plan, wood frame, Colonial Revival style residence. The brick veneer, Prairie-influenced styling consists of brick piers supporting a low hip roof at the entry, and wide, overhanging eaves. A replacement door is flanked by sidelights, and replacement bay windows are placed at the 1st floor. Additional fenestration consists of mixed replacement sash. The hip roof is covered in composition shingles.

400 19th Avenue Block 1483 Lot 1

Contributing

Outbuildings: 1 detached garage (N/C)

400 19th Avenue is a 2 story, 3 bay, irregular plan, wood frame, Colonial Revival style residence. Constructed in 1927, the vinyl-sided house contains a screened-in, shed roof porch on the west end with a gable-end 2nd story projection above. The symmetrical façade contains an altered rounded-canopy portico. Fenestration consists of 12/1 sash, and 6/1 sash, and 1/1 replacement sash. The gable roof is covered in composition shingles.

401 19th Avenue Block 1493 Lot 13

Contributing

Outbuildings: 0

401 19th Avenue is a ca. 1924, 2 story, 3 bay, irregular plan, wood frame, Colonial Revival style residence. The vinyl-sided house contains a later 1 story wing & attached garage on the west end, and a 1 story wing at the east end. The symmetrical façade contains a projecting, hip roof entry block with an open-bed pediment door hood supported by curvilinear brackets. Fenestration consists of 1/1 replacement sash, the gable roof is covered in composition shingles and slate tiles.

United States Department of the Interior
National Park Service

National Register of Historic Places

Continuation Sheet – EASTSIDE PARK HISTORIC DISTRICT PATERSON, PASSAIC COUNTY, NEW JERSEY

Section number 7

Page 58 of 148

410 19th Avenue Block 1482 Lot 3

Contributing

Outbuildings: 1 detached garage (N/C)

410 19th Avenue is a ca. 1926, 2 story, rectangular plan, wood frame, Dutch Colonial Revival style residence. Clad in brick veneer at the 1st floor and wood clapboards at the 2nd floor, the house contains 1 story, gable end wings. The symmetrical façade features a central projecting entry block with a Classical-inspired pedimented portico with full entablature, and block modillions, supported by Tuscan columns. The entry contains paired doors. Fenestration includes 6/1 and 8/1 sash, and the gambrel roof is covered in slate tiles.

411 19th Avenue Block 1494 Lot 12

Contributing

Outbuildings: 0

411 19th Avenue is a 2 story, 3 bay, rectangular plan, wood frame, Dutch Colonial Revival style residence. Constructed in 1924, with a brick veneer at the 1st floor and stucco coating at the 2nd floor, the house contains 1 story gable end wings. The symmetrical façade features a central, projecting entry block with a Classical-inspired pedimented portico with block modillions, supported by Tuscan columns. A raised panel door is flanked by glazed sidelights. Fenestration includes 6/1 sash, and the gambrel roof is covered in slate tiles.

415 19th Avenue Block 1494 Lot 13

Contributing

Outbuildings: 0

415 19th Avenue is a ca. 1940, 2 story, 3 bay, irregular plan, wood frame, Colonial Revival style residence. The 1st floor contains a stone veneer, offset entry block with a garage bay, covered by a pent roof with a gabled projection over the door. The remainder of the 1st floor is clad in brick veneer. A vinyl-clad offset cross-gable rests above the entry block. Fenestration consists of 6/1 replacement sash, and the cross-gable roof is covered in composition shingles. (duplicate of 339 19th Avenue)

416 19th Avenue Block 1482 Lot 2

Contributing

Outbuildings: 1 stylistically similar, detached garage (C)

416 19th Avenue is a 2 story, 3 bay, rectangular plan, brick, Colonial Revival style residence. Constructed in 1927 the symmetrical façade contains a recessed central section with an engaged, plain Federal style-inspired door surround, and a hip roof portico with a plain entablature supported by paired, Tuscan piers. The portico is flanked by stucco-infilled, elliptical arch window heads. The eastern window is a tripartite sash. The west window is larger and consists of a quatripartite casement with a tripartite leaded transom. At the roofline is a large, cavetto mold cornice. Additional fenestration consists of mixed casement and 6/6 replacement sash. The double-hip roof is covered in Spanish clay tiles.

420 19th Avenue Block 1482 Lot 1

Contributing

Outbuildings: 0

420 19th Avenue is a ca. 1922, 2 story, 3 bay, rectangular plan, brick, Dutch Colonial Revival style residence. Clad in wood clapboards, the house contains a 1 story wing at the east end. The symmetrical façade features a projecting, enclosed entryway with gabled door hood, a raised panel door and glazed sidelights. Fenestration includes tripartite 6/6 sash, flanked by 4/1 sash, and 8/8 sash. The gambrel roof is covered in slate tiles.

United States Department of the Interior
National Park Service

National Register of Historic Places

Continuation Sheet – EASTSIDE PARK HISTORIC DISTRICT

PATERSON, PASSAIC COUNTY, NEW JERSEY

Section number 7 Page 59 of 148

448 19th Avenue Block 1480 Lot 2A

Non-Contributing

Outbuildings: 0

448 19th Avenue is a ca. 1960, 2 story, 3 bay, irregular plan, wood frame, Split-level Ranch style residence. The asymmetrical façade contains a brick veneer at the lower levels, and staggered wood shingles at upper portion. A gable projection at east end contains the entranceway, and 2 single bay garage doors sit at the west end. Fenestration consists of 1/1 replacement sash, and the gable roof is covered in composition shingles.

20th Avenue

681 20th Avenue Block 1484 Lot 11

Non-Contributing

Outbuildings: 0

681 20th Avenue is a ca. 1888, 2 story, 2 bay, irregular plan, wood frame, vernacular Victorian style residence. The heavily altered, vinyl-sided house has the gable end to street. Fenestration consists of 1/1 vinyl replacement sash, and the gable roof is covered in composition shingles.

685 20th Avenue Block 1484 Lot 12

Contributing

Outbuildings: 1 detached garage (N/C)

685 20th Avenue is a 2-1/2 story, 2 bay, irregular plan, wood frame, Arts & Crafts style residence. The two family house with gable end to the street, is clad in wood clapboards at the 1st floor & gable end attic, and stepped wood shingles at the 2nd floor. The asymmetrical façade contains a 2 story, projecting porch with replacement doors. Fenestration consists of 8/1 sash, and the gable roof is covered in composition shingles.

689 20th Avenue Block 1484 Lot 13

Contributing

Outbuildings: 0

689 20th Avenue is a ca. 1923, 2 story, 2 bay, rectangular plan, wood frame, Arts & Crafts style residence. The vinyl-sided, two-family house with asymmetrical façade contains an offset, recessed entry porch and replacement doors. Fenestration includes 6/1 & 1/1 sash. The cross-gable roof is covered in composition shingles and contains a gabled dormer.

691 20th Avenue Block 1484 Lot 14

Contributing

Outbuildings: 0

691 20th Avenue is a ca. 1903, 2 story, 2 bay, irregular plan, wood frame, vernacular Queen Anne style residence. Clad in faux stone veneer at 1st floor, the vinyl-sided house has an asymmetrical façade with a gabled, projecting west end with a bay at the 1st floor level. Fenestration consists of 1/1 replacement sash, and the gable roof is covered in composition shingles.

United States Department of the Interior
National Park Service

National Register of Historic Places

Continuation Sheet – EASTSIDE PARK HISTORIC DISTRICT PATERSON, PASSAIC COUNTY, NEW JERSEY

Section number 7

Page 60 of 148

693 20th Avenue Block 1484 Lot 15

Contributing

Outbuildings: 1 detached garage (N/C)

693 20th Avenue is a ca. 1924, 2 story, 2 bay, rectangular plan, vernacular Colonial Revival style residence. The vinyl-sided house with asymmetrical façade contains a replacement door with mid-20th c. aluminum door hood. The building has no defining elements, but the form is intact. Fenestration consists of mixed sash and the hip roof is covered in composition shingles.

703 20th Avenue Block 1483 Lot 10

Contributing

Outbuildings: 1 detached garage (N/C)

703 20th Avenue is a 2 story, 3 bay, square plan, wood frame, Colonial Revival style residence. The stucco-coated house contains 1 story wings at the east and west ends. The symmetrical façade features a Classical-inspired pedimented portico supported by Tuscan columns, and a replacement door. Fenestration consists of paired 1/1 replacement sash and 1/1 replacement sash. The hip roof is covered in composition shingles.

707 20th Avenue Block 1483 Lot 11

Contributing

Outbuildings: 0

707 20th Avenue is a ca. 1898, 2 story, 2 bay irregular plan, wood frame, Queen Anne style residence. Clad in brick veneer and vinyl-siding, the late Victorian house contains an offset porch built into the 1st story projecting bay. The symmetrical façade features a bracketed and paneled cornice molding. Fenestration consists of 1/1 replacement sash, and the gable roof is covered in composition shingles.

709 20th Avenue Block 1483 Lot 12

Non-Contributing

Outbuildings: 0

709 20th Avenue is a 1 story, 2 bay, rectangular plan, wood frame, Ranch style residence. Constructed in 1955, the small house is clad in aluminum siding, and contains an integrated garage and a single, tripartite picture window. The hip roof is covered in composition shingles.

711 20th Avenue Block 1483 Lot 12

Contributing

Outbuildings: 0

711 20th Avenue is a 1-1/2 story, 2 bay, rectangular plan, wood frame, Ranch style residence. Constructed in 1949, the vinyl-sided Cape Cod-type has the gable end to street. The asymmetrical façade contains a projecting, gabled entry block with an offset replacement door. Fenestration consists of 1/1 sash with aluminum door & window hoods. The gable roof is covered in composition shingles.

715 20th Avenue Block 1483 Lot 12

Contributing

Outbuildings: 1 detached garage (N/C)

715 20th Avenue is a 2 story, 2 bay, irregular plan, wood frame, Arts & Crafts style residence. Constructed in 1928, the vinyl-sided house with asymmetrical façade is altered, but the form is intact. Alterations include replacement front steps, and replacement entry door & sidelights. Fenestration consists of 1/1 replacement sash, and the gable roof, covered in composition shingles, contains shed roof dormers.

United States Department of the Interior
National Park Service

National Register of Historic Places

Continuation Sheet – EASTSIDE PARK HISTORIC DISTRICT PATERSON, PASSAIC COUNTY, NEW JERSEY

Section number 7

Page 61 of 148

725 20th Avenue Block 1483 Lot 13

Contributing

Outbuildings: 0

725 20th Avenue is a ca. 1922, 2 story, irregular plan, wood frame, Tudor Revival style residence. The house, clad in brick veneer and wood clapboard has an altered west end at the 1st floor. The asymmetrical façade contains a projecting gabled block at the east end with a tripartite 6/6 replacement sash, and a large, offset gable at the 2nd floor. Faux 1/2 timbering is found at the gable ends. Fenestration consists of a tripartite picture window with 6/6 replacement sash, and 6/1 replacement sash. The multiple-gable roof is covered in composition shingles.

729 20th Avenue Block 1482 Lot 14

Contributing

Outbuildings: 0

729 20th Avenue is a 1 story, 2 bay, rectangular plan, wood frame, Ranch style residence. Constructed in 1953, the house is clad in faux-stone veneer at the asymmetrical façade and brick veneer at remainder. A projecting portico with a hip roof is integrated into the main roof and supported by wrought iron, decorative supports. Fenestration consists of 1/1 vinyl replacement sash, and the hip roof is covered in composition shingles.

731 20th Avenue Block 1482 Lot 15

Contributing

Outbuildings: 0

731 20th Avenue is a 2 story, 2 bay, rectangular plan, wood frame, Dutch Colonial Revival style residence. Constructed in 1922, the vinyl-sided house with symmetrical façade has the gable end to street. A hip roofed, enclosed front porch is clad in white faux-stone veneer. A single tripartite window is placed at the 1st floor, with triple 6/1 sash at 2nd floor. Additional fenestration includes tripartite 6/1 sash flanked by 4/1 sash, and 6/1 sash. The gable roof is covered in composition shingles.

735 20th Avenue Block 1482 Lot 16

Contributing

Outbuildings: 1 detached garage (N/C)

735 20th Avenue is a ca. 1928, 1-1/2 story, 3 bay, rectangular plan, wood frame, vernacular Colonial Revival residence. The stucco-coated house features a simple 1 story asymmetrical façade with a large gabled dormer. Fenestration consists of 6/1 sash and 1/1 replacement sash. The gable roof is covered in composition shingles.

741 20th Avenue Block 1481 Lot 13

Contributing

Outbuildings: 0

741 20th Avenue is a ca. 1915, 2 story, 2 bay, square plan, wood frame, Foursquare style residence. The wood shingle and vinyl-sided house with symmetrical façade contains a 1 story, hip roofed, projecting front portion with a 24-light fixed casement centered on the façade. An offset, glazed entry door is flanked by glazed sidelights. Fenestration consists of 6/1 sash, and the hip roof, covered in composition shingles, contains a hipped dormer.

United States Department of the Interior
National Park Service

National Register of Historic Places

Continuation Sheet – EASTSIDE PARK HISTORIC DISTRICT

PATERSON, PASSAIC COUNTY, NEW JERSEY

Section number 7

Page 62 of 148

743 20th Avenue

Block 1481 Lot 14

Contributing

Outbuildings: 0

743 20th Avenue is a 2 story, 2 bay, square plan, wood frame, Arts & Crafts style residence. Constructed in 1915, the wood shingle and vinyl-sided house with asymmetrical façade contains a projecting front section with a tripartite casement and an offset entry door with simple sidelights. The western portion of 2nd story is recessed with a corresponding, staggered roofline. Fenestration includes mixed replacement sash and casements. The gable roof is covered in composition shingles.

745 20th Avenue

Block 1481 Lot 15

Contributing

Outbuildings: 1 detached garage (N/C)

745 20th Avenue is a 2 story, 2 bay, rectangular plan, wood frame, Arts & Crafts style residence. Constructed in 1915, the wood shingle and vinyl-sided house with asymmetrical façade contains a front porch with an offset replacement door and two, 24-light, fixed casements. An offset, double gabled 2nd story façade features Arts & Crafts-type eave brackets. Fenestration consists of 1/1 sash and the gable roof is covered in composition shingles.

747 20th Avenue

Block 1481 Lot 16

Contributing

Outbuildings: 1 detached garage (N/C)

747 20th Avenue is a ca. 1918, 2 story, 2 bay, rectangular plan, wood frame, Arts & Crafts style residence. Clad in vinyl siding, the heavily altered asymmetrical façade with faux-stone veneer at the entry, contains a replacement window and door. An offset, projecting front gable sits at the 2nd floor. Fenestration consists of 1/1 sash, and the gable roof is covered in slate tiles and composition shingles.

751 20th Avenue

Block 1481 Lot 17

Contributing

Outbuildings: 1 stylistically similar, detached garage (C)

751 20th Avenue is a 1 story, 2 bay, square plan, wood frame, Foursquare style residence. Constructed in 1917, the wood shingled house with symmetrical façade contains a paired, 6/1 sash flanked entry door, and wide, overhanging eaves. Fenestration consists of 6/1 sash, and the hip roof is covered in composition shingles, and contains a hipped dormer.

755 20th Avenue

Block 1481 Lot 18

Contributing

Outbuildings: 1 detached garage (N/C)

755 20th Avenue is a 2 story, 2 bay, rectangular plan, wood frame, vernacular Colonial Revival style residence. Constructed in 1918, the vinyl-sided house with asymmetrical façade, has the gable end to street. A 1 story bay is placed at the east end and a slightly flared, and an overhanging section between the 1st and 2nd floors is placed at the west end. Fenestration includes 1/1 replacement sash, and the gable roof is covered in composition shingles.

United States Department of the Interior
National Park Service

National Register of Historic Places

Continuation Sheet – EASTSIDE PARK HISTORIC DISTRICT

PATERSON, PASSAIC COUNTY, NEW JERSEY

Section number 7

Page 63 of 148

33rd Street

95 East 33rd Street

Block 1401 Lot 4

Contributing

Outbuildings: 0

95 East 33rd Street is a 2 story, rectangular plan, wood frame, Colonial Revival style residence. Constructed in 1950, the vinyl-sided house features a traditional platform with a Modern-influence front porch & garage projection. Fenestration consists of 1/1 replacement sash and the gable roof with "saltbox" form is covered in composition shingles.

99 East 33rd Street

Block 1401 Lot 4

Contributing

Outbuildings: 0

99 East 33rd Street is a 2 story, rectangular plan, wood frame, Colonial Revival style residence. Constructed in 1950, the vinyl-sided house features a traditional platform with a Modern-influence front porch & garage projection. Fenestration consists of steel casements & picture window, and the gable roof with "saltbox" form is covered in composition shingles.

105 East 33rd Street

Block 1401 Lot 6

Contributing

Outbuildings: 1 stylistically similar, detached garage (C)

105 East 33rd Street is a 2 story, 3 bay, rectangular plan, wood frame, Dutch Colonial Revival style residence. Constructed in 1926, the wood clapboard-sided house contains a pent roof with a projecting, pedimented portico supported by Tuscan columns. Fenestration consists of 6/1 sash and the gambrel roof is covered in composition shingles.

247 East 33rd Street

Block 1378 Lot 7

Contributing

Outbuildings: 1 stylistically similar, detached garage (C)

247 East 33rd Street is a ca. 1922, 2 story, 3 bay, rectangular plan, wood frame, Dutch Colonial Revival style residence. The aluminum-sided house contains a hipped-roof projecting portico with Tuscan columns. Fenestration includes tripartite 6/1 sash, and 6/1 sash. The gambrel roof is covered in composition shingles.

251 East 33rd Street

Block 1378 Lot 8

Contributing

Outbuildings: 1 detached garage (N/C)

251 East 33rd Street is a ca. 1926, 2-1/2 story, 3 bay, rectangular plan, wood frame, Dutch Colonial Revival style residence. The two-family, wood clapboard sided house contains an enclosed pedimented portico, 1/1 replacement sash windows and the gambrel roof is covered in composition shingles.

253 East 33rd Street

Block 1378 Lot 8

Non-Contributing

Outbuildings: 1 stylistically similar, detached garage (N/C)

253 East 33rd Street is a ca. 1918, 2-1/2 story, 3 bay, rectangular plan, wood frame, vernacular Colonial Revival style residence. The two-family, vinyl-sided house has been heavily altered. Fenestration consists of 1/1 replacement sash and the gable roof is covered in composition shingles.

United States Department of the Interior
National Park Service

National Register of Historic Places

Continuation Sheet – EASTSIDE PARK HISTORIC DISTRICT

PATERSON, PASSAIC COUNTY, NEW JERSEY

Section number 7

Page 64 of 148

259 East 33rd Street

Block 1378 Lot 10

Non-Contributing

Outbuildings: 0

259 East 33rd Street is a ca. 1898, 3 story, 3 bay, rectangular plan, wood frame, Queen Anne style residence. The vinyl-sided vernacular townhouse has been heavily altered. Fenestration consists of 1/1 replacement sash and the shed roof is covered in composition shingles.

265 East 33rd Street

Block 1378 Lot 11

Non-Contributing

Outbuildings: 0

265 East 33rd Street is a 1 story, irregular plan, wood frame, Split-level Ranch style residence. Constructed in 1957, the house is clad in brick veneer, wood shingles, and vinyl siding. The multi-gabled house is wood shingle-sided at the gable ends. Fenestration consists of a single bay window and 2/2 sash. The gable roof is covered in composition shingles.

281 East 33rd Street

Block 1418 Lot 5

Non-Contributing

Outbuildings: 1 detached garage (N/C)

281 East 33rd Street is a ca. 1920, 2-1/2, 2 bay, rectangular plan, wood frame, Colonial Revival style residence. The two-family, vinyl-sided vernacular townhouse has been heavily altered. Fenestration consists of 1/1 replacement sash and the cross-gambrel roof is covered in composition shingles.

283 East 33rd Street

Block 1418 ½ of Lot 5 & 6

Non-Contributing

Outbuildings: 0

283 East 33rd Street is a ca. 1920, 2-1/2 story, 2 bay, rectangular plan, wood frame, vernacular residence. The two-family, brick veneer and aluminum-sided building has been heavily altered. Fenestration consists of 1/1 replacement sash and the hip roof is covered in composition shingles.

287 East 33rd Street

Block 1418 Lot 7

Key (NJ DEP Inv. 1608-511)

Outbuildings: 0

287 East 33rd Street is a ca. 1935, 1 story, 2 bay, rectangular plan, brick, Colonial Revival style Institutional building. The institutional brick veneer building features a cast stone water table, belt course and parapet cap. The offset entry contains an engaged, Classical-inspired, pedimented entrance with altered door and transom. A cast stone panel on the façade reads "Free Public Library Eastside Branch." Fenestration consists of a single tripartite 6/1 sash. The flat roof is hidden by the parapet. Built to serve the Eastside neighborhood along with six other branches of the Paterson Free Public Library, it was closed in 1995. (see photo 35)

293 East 33rd Street

Block 1418 Lot 8

Non-Contributing

Outbuildings: 0

293 East 33rd Street is a 1 story, 8 bay, L-shaped plan, automobile service station.

United States Department of the Interior
National Park Service

National Register of Historic Places

Continuation Sheet – EASTSIDE PARK HISTORIC DISTRICT

PATERSON, PASSAIC COUNTY, NEW JERSEY

Section number 7

Page 65 of 148

297 East 33rd Street Block 1418 Lot 9

Non-Contributing

Outbuildings: 1 detached garage (N/C)

297 East 33rd Street is a ca. 1925, 2-1/2 story, 2 bay, rectangular plan, wood frame, vernacular residence. The two-family, vinyl-sided building has been heavily altered. Fenestration consists of 1/1 replacement sash and the gable roof is covered in composition shingles.

297 East 33rd Street Block 1418 Lot 10

Non-Contributing

Outbuildings: 1 detached garage (N/C)

297 East 33rd Street is a ca. 1888, 2-1/2 story, 2 bay, rectangular plan, wood frame, vernacular Queen Anne residence. The aluminum-sided house has been heavily altered. Fenestration consists of 1/1 replacement sash and the gable roof is covered in composition shingles.

East 34th Street

72 East 34th Street Block 1401 Lot 1

Contributing

Outbuildings: 0

72 East 34th Street is a ca. 1942, 2 story, 4 bay, rectangular plan, wood frame, Colonial Revival style residence. The stone & vinyl-sided house faces 11th Avenue. The asymmetrical façade consists of an ashlar stone veneer at the 1st floor, a simple pent roof portico, and integrated garage. Fenestration consists of a large bay window and 6/1 sash. The gable roof is covered in composition shingles.

73 East 34th Street Block 1402 Lot 3

Contributing

Outbuildings: 1 stylistically similar, detached garage (C)

73 East 34th Street is a ca. 1928, 2 story, 3 bay, rectangular plan, wood frame, Colonial Revival style residence. Clad in vinyl siding, the house features a symmetrical façade with a simple barrel vaulted portico supported by Tuscan columns. Fenestration consists of tripartite 6/1 sash and 1/1 sash. The gable roof is covered in composition shingles.

76 East 34th Street Block 1401 Lot 14

Contributing

Outbuildings: 1 stylistically similar, detached garage (C)

76 East 34th Street is a 2 story, 3 bay, rectangular plan, wood frame, Colonial Revival style residence. Constructed in 1924, the vinyl sided house features a glass enclosed porch addition with a pent roof. Fenestration consists of 1/1 and 6/1 sash. The gambrel roof is covered in slate tiles.

80 East 34th Street Block 1401 Lot 13

Contributing

Outbuildings: 1 detached garage (N/C)

80 East 34th Street is a 2 story, 3 bay, rectangular plan, wood frame, Colonial Revival style residence. Constructed in 1924, the brick veneer and aluminum-sided house contains a glass-enclosed porch addition and features flared eaves. Fenestration includes 6/6 sash, and the gambrel roof is covered in composition shingles.

United States Department of the Interior
National Park Service

National Register of Historic Places

Continuation Sheet – EASTSIDE PARK HISTORIC DISTRICT

PATERSON, PASSAIC COUNTY, NEW JERSEY

Section number 7

Page 66 of 148

81 East 34th Street

Block 1402 Lot 4

Contributing

Outbuildings: 0

81 East 34th Street is a 1 story, irregular plan, wood frame, Neo-Tudor Revival style residence. Constructed in 1951 with an attached garage, the asymmetrical facade combines ashlar stone and brick veneer, with faux 1/2 timbering and rusticated clapboard on the projecting gable. Fenestration includes a tripartite picture window flanked by casement windows. The cross-gable roof is covered in composition shingles.

84 East 34th Street

Block 1401 Lot 12

Contributing

Outbuildings: 1 detached garage (N/C)

84 East 34th Street is a 2 story, 3 bay, rectangular plan, wood frame, Colonial Revival style residence. Constructed in 1925, the aluminium-sided house features a symmetrical facade with a pedimented portico. Fenestration includes tripartite 6/1 sash and 10/1 sash. The gable roof is covered in slate tiles.

87 East 34th Street

Block 1402 Lot 5

Contributing

Outbuildings: 1 detached garage (N/C)

87 East 34th Street is a 2 story, 3 bay, rectangular plan, wood frame, Colonial Revival style residence. Constructed in 1924, the wood clapboard-sided house features a symmetrical facade with an enclosed, pedimented portico. The gable roof is covered in slate tiles.

88 East 34th Street

Block 1401 Lot 11

Contributing

Outbuildings: 0

88 East 34th Street is a 2 story, 3 bay, rectangular plan, wood frame, Tudor Revival style residence. Constructed in 1936, the brick & stone veneer, stucco-coated and rustic clapboard sided house contains a large projecting gable and a smaller, random rubble stone veneer enclosed entry. Fenestration includes casements and 6/1 sash. The cross-gable roof is covered in composition shingles.

306 East 34th Street

Block 1425 Lot 6

Contributing

Outbuildings: 0

306 East 34th Street is a 2-1/2 story, 3 bay, rectangular plan, wood frame, Colonial Revival style residence. The stucco-coated, formal house with symmetrical facade contains a large, 1 story non-contributing, mid 20th c. addition on the north end (21 Vreeland Ave address). A hipped roof portico with a simple entablature is supported by stucco-coated columns, through which is a replacement door & sidelights. Fenestration consists of tripartite 1/1 sash flanked by 4/1 sash and 6/1 sash. The hip roof, covered in slate tiles, contains hipped dormers.

307 East 34th Street

Block 1424 Lot 3

Contributing

Outbuildings: 0

307 East 34th Street is a ca. 1960, 2 story, 2 bay, square plan, wood frame, Modern Contemporary style residence. A brick veneer is placed at the 1st floor, with a vertical board & batten siding at the 2nd floor. The symmetrical facade contains 2 single integrated garage bays, and a Colonial Revival-inspired, broken pediment door surround faces north. Fenestration consists of multi-casements and the hip roof is covered in composition shingles.

United States Department of the Interior
National Park Service

National Register of Historic Places

Continuation Sheet – EASTSIDE PARK HISTORIC DISTRICT PATERSON, PASSAIC COUNTY, NEW JERSEY

Section number 7

Page 67 of 148

315 East 34th Street

Block 1424 Lot 4

Contributing

Outbuildings: 1 detached garage (N/C)

315 East 34th Street is a 2 story, 3 bay, irregular plan, wood frame, Colonial Revival style residence. Constructed in 1906, the vinyl sided house contains a 1 story wing at the south end. The asymmetrical façade features a large wrap-around porch at the front and north end with paired Tuscan columns, surmounted by a hip roof with a gabled pediment. The central block has a pair of offset, single light, glazed entry doors. Additional features include a double bay at the 2nd floor, and a gable end with a flared eave. Fenestration consists of 1/1 sash, and the gable roof is covered in composition shingles.

321 East 34th Street

Block 1424 Lot 5

Contributing

Outbuildings: 0

321 East 34th Street is a 2 story, 2 bay, irregular plan, wood frame, Colonial Revival style residence with Shingle style-influence. Constructed in 1903, the wood shingle-sided house contains a 1 story wing at the north end whose roof is integrated into the recessed front porch. The asymmetrical façade contains a 2 story bay at the south end, and paired Tuscan columns at the porch. Fenestration consists of mixed sash and the hip roof is covered in slate tiles.

327 East 34th Street

Block 1424 Lot 6

Contributing

Outbuildings: 0

327 East 34th Street is a 2 story, 2 bay, irregular plan, wood frame, Colonial Revival style residence. Constructed in 1915, the vinyl sided house with an asymmetrical façade, contains an enclosed front porch with a replacement door, and an octagonal tower. Fenestration consists of 1/1 sash and the hip roof, covered in composition shingles, contains hipped dormers. The house was featured in the 1923 book, *Paterson in Pictures*.

East 35th Street

64 East 35th Street

Block 1402 Lot 1

Contributing

Outbuildings: 1 stylistically similar, detached garage (C)

64 East 35th Street is a ca. 1924, 2 story, irregular plan, wood frame, Tudor Revival style residence. Clad in aluminum siding, the gable end faces the street. Features include a simple entrance, and random rubble chimney stack. Fenestration consists of 1/1 sash and the gable roof is covered in composition shingles.

72 East 35th Street

Block 1402 Lot 11

Contributing

Outbuildings: 0

72 East 35th Street is a 1 story, 4 bay, irregular plan, wood frame, Minimal Traditional style residence. Constructed in 1942, the stone veneer and vinyl-sided house, with an asymmetrical façade, features projecting end gables, and an ashlar stone veneer. Fenestration consists of 6/1 sash and the gable gable roof is covered in composition shingles.

United States Department of the Interior
National Park Service

National Register of Historic Places

Continuation Sheet – EASTSIDE PARK HISTORIC DISTRICT

PATERSON, PASSAIC COUNTY, NEW JERSEY

Section number 7

Page 68 of 148

73 East 35th Street

Block 1403 Lot 5

Contributing

Outbuildings: 1 detached garage (N/C)

73 East 35th Street is a 2 story, 3 bay, rectangular plan, wood frame, Dutch Colonial Revival style residence. Constructed in 1927, the vinyl-sided house contains a 1956 addition. The symmetrical façade features an applied, irregular-course, white stone veneer. Fenestration consists of 8/1 sash and the gambrel roof is covered in composition shingles.

76 East 35th Street

Block 1402 Lot 11

Contributing

Outbuildings: 1 stylistically similar, detached garage (C)

76 East 35th Street is a 2 story, irregular plan, brick, vernacular Tudor Revival style residence. Constructed in 1926, the brick house contains a projecting pedimented portico supported by floral wrought iron work. Fenestration consists of tripartite bay windows, and the gable roof is covered in composition shingles.

79 East 35th Street

Block 1403 Lot 6

Contributing

Outbuildings: 1 stylistically similar, detached garage (C)

79 East 35th Street is a ca. 1926, 2 story, 4 bay, square plan, wood frame, vernacular Mediterranean Revival style residence. The stucco-coated house contains brick window and door surrounds, and decorative stucco panels on engaged chimney stack. Fenestration consists of 1/1 replacement sash, and the hip roof is covered in clay tiles.

80 East 35th Street

Block 1402 Lot 10

Contributing

Outbuildings: 1 stylistically similar, detached garage (C)

80 East 35th Street is a 2 story, 3 bay, rectangular plan, wood frame, Dutch Colonial Revival style residence. Constructed in 1928, the vinyl sided house features a symmetrical façade with an elliptical arch projecting portico supported by paired classical-inspired piers. Fenestration consists of 6/1 sash and 1/1 replacement sash. The gambrel roof is covered in composition shingles.

88 East 35th Street

Block 1402 Lot 9

Contributing

Outbuildings: 1 detached garage (N/C)

88 East 35th Street is a 2 story, 3 bay, rectangular plan, wood frame, Dutch Colonial Revival style residence. Constructed in 1927, the brick veneer and wood clapboard-sided house features a symmetrical façade with an open bed pedimented classical-inspired portico with Tuscan columns and engaged pilasters. Fenestration includes tripartite 6/1 sash and 6/1 sash. The gambrel roof is covered in slate tiles.

300 East 35th Street

Block 1424 Lot 11

Contributing

Outbuildings: 0

300 East 35th Street is a 1-1/2 story, 3 bay, irregular plan, wood frame, Colonial Revival style residence. Constructed in 1936, the split-level, wood clapboard-sided house features an asymmetrical façade. The house contains a projecting gable section at the south end with tripartite glazed doors (formerly 1 bay garage) at ground level. A small entry block at the inside of the ell contains a replacement door. Fenestration consists of mixed sash, and the cross-gable roof is covered in slate tiles. (duplicate plan of 304 East 35th)

United States Department of the Interior
National Park Service

National Register of Historic Places

Continuation Sheet – EASTSIDE PARK HISTORIC DISTRICT

PATERSON, PASSAIC COUNTY, NEW JERSEY

Section number 7

Page 69 of 148

303 East 35th Street

Block 1421 Lot 4

Contributing

Outbuildings: 1 stylistically similar, detached garage (C)

303 East 35th Street is a ca. 1929, 2-1/2 story, 3 bay, irregular plan, wood frame, Tudor Revival style residence. The asymmetrical façade features a gable ended north bay with sash windows. A slightly recessed central block contains a Tudor arch recessed opening with hoodmold, and herringbone brickwork with faux 1/2 timbering at the 2nd floor. The south bay has infilled fenestration with replacement picture windows, and a Tudor style parapet. Fenestration consists of mixed sash & picture windows. The multi-gable roof is covered in slate tiles.

304 East 35th Street

Block 1424 Lot 11

Contributing

Outbuildings: 0

304 East 35th Street is a 1-1/2 story, 3 bay, irregular plan, wood frame, Tudor Revival style residence. Constructed in 1936, the asymmetrical façade features clinker brick with stone blocks & stucco siding at the 1st floor, and faux 1/2 timbering at the 2nd floor. Fenestration includes 8 light casements, and the cross-gable roof is covered in composition shingles. (duplicate plan of 304 East 35th)

309 East 35th Street

Block 1421 Lot 5

Contributing

Outbuildings: 1 stylistically similar, detached garage (C)

309 East 35th Street is a 2 story, 3 bay, irregular plan, wood frame, Dutch Colonial Revival style residence. Constructed in 1922, the brick veneer and wood clapboard-sided house with a symmetrical façade contains an integrated, full-width porch supported by 4 oversized Tuscan columns, and a shed roof over the 2nd floor. The Federal style-inspired entry contains an elliptical fanlight & leaded sidelights. Fenestration consists of 8/2 sash and 1/1 sash. The gable roof is covered in slate tiles.

311 East 35th Street

Block 1421 Lot 6

Contributing

Outbuildings: 0

311 East 35th Street is a ca. 1936, 2 story, 3 bay, irregular plan, wood frame, Colonial Revival style residence. The cut stone, and wood clapboard-sided house with symmetrical façade features a coursed brownstone at the 1st floor & chimney stack, and a glass-enclosed, shed roofed front porch. Fenestration consists of 1/1 sash, and the gable roof is covered in composition shingles.

312 East 35th Street

Block 1424 Lot 8

Key (NJ DEP Inv. 1608-512)

Outbuildings: 0

312 East 35th Street is a 2 story, rectangular plan, brick, Tudor Revival style residence. Constructed in 1936 with the gable end to the street, the house features an asymmetrical façade with painted white brick contains a faux 1/2 timbered side gable. The recessed entryway has decorative, stained glass casements and a carved, decorative hood molding A bracketed projection above the entrance has casement windows with "bullseye" lights. Additional fenestration consists of diamond pane casements. The gable roof is covered in composition shingles. Constructed as a carriage house for the Simpson property, (560 Park Avenue) the picturesque building has been converted into a single-family house. (see photo 55)

United States Department of the Interior
National Park Service

National Register of Historic Places

Continuation Sheet – EASTSIDE PARK HISTORIC DISTRICT

PATERSON, PASSAIC COUNTY, NEW JERSEY

Section number 7

Page 70 of 148

-
- 337 East 35th Street Block 1422 Lot 5
Contributing
Outbuildings: 0
337 East 35th Street is a ca. 1920, 2 story, 2 bay, rectangular plan, wood frame, Colonial Revival style residence. The stucco-coated and wood shingle-sided house features an asymmetrical façade with an enclosed & stucco-coated front porch with a replacement door and windows. Fenestration 6/1 sash, and the gable roof, covered in composition shingles, contains a recessed shed dormer.
- 341 East 35th Street Block 1422 Lot 4
Contributing
Outbuildings: 0
341 East 35th Street is a ca. 1914, 2-1/2 story, 2 bay, irregular plan, wood frame, Arts & Crafts style residence. The vinyl sided house with an asymmetrical façade contains an enclosed front porch with a replacement door and original Tuscan columns. Fenestration consists of 6/1 & replacement sash. The hip roof, covered in composition shingles, contains hipped dormers.
- 343 East 35th Street Block 1422 Lot 7
Contributing
Outbuildings: 0
343 East 35th Street is a ca. 1914, 2-1/2 story, 2 bay, rectangular plan, wood frame, Colonial Revival style residence. Clad in aluminum siding, the façade is asymmetrical at the 1st floor. A pent roof contains a projecting gable over the entrance, supported by brick piers. The entry contains a replacement door. Fenestration consists of mixed sash. The gable roof, covered in composition shingles, contains a single, hipped dormer.
- 345 East 35th Street Block 1422 Lot 7
Contributing
Outbuildings: 1 stylistically similar, detached garage (C)
345 East 35th Street is a ca. 1903, 2 story, 2 bay, irregular plan, wood frame, Arts & Crafts style residence. Clad in wood shingles, the symmetrical façade features an enclosed front porch with shingled archways, flared ends at both floors, and a replacement door. Fenestration includes casement and jewel-pane sash. The gambrel roof, covered in composition shingles, contains a pair of large, shed roof dormers.
- 351 East 35th Street Block 1422 Lot 9
Contributing
Outbuildings: 0
351 East 35th Street is a ca. 1918, 2 story, 2 bay, irregular plan, wood frame, Arts & Crafts style residence. Clad in vinyl siding the asymmetrical façade contains a projecting entry block with replacement door & sidelights, and a replacement bay window. The house has been altered, but the form is intact. Fenestration consists of 1/1 sash, and the hip roof is covered in slate tiles.
- 354 East 35th Street Block 1423 Lot 6
Contributing
Outbuildings: 0
354 East 35th Street is a ca. 1908, 2 story, irregular plan, wood frame, Arts & Crafts style residence. The asymmetrical house contains a sensitive addition at the north end. The house features 1/2 round window heads, and infilled fenestration with smaller replacement sash. The building is stucco-clad above the belt-course, and contains dropped eaves with a parapeted flat roof. Fenestration includes 1/1 vinyl replacement sash. Constructed as a carriage house for 362 17th Avenue, the stylistically similar building has been altered, but is intact overall.

United States Department of the Interior
National Park Service

National Register of Historic Places

Continuation Sheet – EASTSIDE PARK HISTORIC DISTRICT

PATERSON, PASSAIC COUNTY, NEW JERSEY

Section number 7

Page 71 of 148

355 East 35th Street

Block 1422 Lot 10

Non-Contributing

Outbuildings: 0

355 East 35th Street is a ca. 1970, 2 story, 2 bay, rectangular plan, wood frame, Modern Contemporary style residence. Constructed with an integrated garage, the brick and vinyl-sided house with a simple, asymmetrical façade contains 2 garage bays at the street level, and a raised entry. Fenestration includes tripartite sash, and the house features a flat roof.

East 36th Street

71 East 36th Street

Block 1574 Lot 4

Contributing

Outbuildings: 1 detached garage (N/C)

71 East 36th Street is a ca. 1928, 2 story, 2 bay, rectangular plan, wood frame, vernacular Colonial Revival style residence. The wood clapboard-sided contains the gable end to the street. The enclosed, glazed portico features an overhanging gabled roof. Fenestration consists of 6/1 replacement sash and the gable roof is covered in composition shingles. (see photo 14)

75 East 36th Street

Block 1574 Lot 5

Contributing

Outbuildings: 1 detached garage (N/C)

75 East 36th Street is a 2 story, 3 bay, square plan, wood frame, Foursquare style residence. Constructed in 1928, the vinyl-sided house contains a hip roofed, enclosed portico with a round head, vertical plank door. Fenestration consists of 1/1 sash, and the hip roof is covered in composition shingles.

76 East 36th Street

Block 1403 Lot 10

Non-Contributing

Outbuildings: 1 detached garage (N/C)

76 East 36th Street is a ca. 1940 1-1/2 story, 2 bay, rectangular plan, wood frame, Neo-Colonial Revival style residence. Clad in brick veneer and vinyl siding, the asymmetrical façade contains a sunburst pattern on a projecting gable, and a single, vinyl clad column at the corner entrance. Fenestration includes replacement casement, and the gable roof is covered in composition shingles.

79 East 36th Street

Block 1574 Lot 6

Contributing

Outbuildings: 0

79 East 36th Street is a 2 story, 2 bay, rectangular plan, wood frame, vernacular Colonial Revival style residence. Clad in aluminum siding, the house has the gable end to the street, and a paired sash replacement bay window. Fenestration consists of 1/1 and 6/1 replacement sash, and the gable roof is covered in composition shingles.

80 East 36th Street

Block 1403 Lot 9

Non-Contributing

Outbuildings: 0

80 East 36th Street is under construction. A ca. 1913 cabin, located further back on the site, was demolished in 2003.

United States Department of the Interior
National Park Service

National Register of Historic Places

Continuation Sheet – EASTSIDE PARK HISTORIC DISTRICT

PATERSON, PASSAIC COUNTY, NEW JERSEY

Section number 7

Page 72 of 148

301 East 36th Street

Block 1454 Lot 3A

Contributing

Outbuildings: 0

301 East 36th Street is a 2 story, 2 bay, rectangular plan, wood frame, Dutch Colonial Revival style residence. Constructed in 1938 with an integrated garage, The house, with symmetrical façade contains random coursed brownstone veneer at the 1st floor, and staggered wood shingles at the 2nd floor. A raised panel entry door is flanked by glazed sidelights. Fenestration consists of 8/8 and 6/6 sash. The gambrel roof is covered in slate tiles.

306 East 36th Street

Block 1421 Lot 12

Contributing

Outbuildings: 1 detached garage (N/C)

306 East 36th Street is a 2 story, 5 bay, rectangular plan, wood frame, Colonial Revival style residence. Constructed in 1928, the wood clapboard-sided house contains a 1 story, shed roof wing. The symmetrical façade features a curvilinear, pedimented portico with an elliptical ceiling, corresponding with the fanlight of the Federal-style-inspired doorway. The portico is supported by paired, slender Tuscan columns, and the roofline cornice contains carved modillions. Fenestration consists of 6/1 wood sash, and the gable roof is covered in the original, composite asbestos shingles manufactured by Johns Manville. (see photo 56)

307 East 36th Street

Block 1454 Lot 3B

Contributing

Outbuildings: 0

307 East 36th Street is a ca. 1955, 1 story, irregular plan, wood frame, Modern Contemporary style residence. Constructed with an integrated garage, the vertical plank-sided asymmetrical façade contains a recessed entryway with skylights in a wide overhanging perimeter eave. Fenestration consists of horizontally-oriented casements, and the roof is flat.

314 East 36th Street

Block 1421 Lot 11

Contributing

Outbuildings: 1 detached garage (N/C)

314 East 36th Street is a 2 story, 3 bay, rectangular plan, brick, Colonial Revival style residence. The brick veneer house contains a 1 story, shed roofed wing on the south end, and a 1 story, flat roof addition on the north end. The symmetrical façade features a curvilinear, pedimented portico with an elliptical ceiling, corresponding with the fanlight of the Federal style-inspired doorway, and is supported by paired, slender Tuscan columns & piers. A simple cornice with modillions is placed at the roofline. Fenestration consists of 8/1 wood sash and gable roof is covered in slate tiles.

315 East 36th Street

Block 1454 Lot 3B

Non-Contributing

Outbuildings: 0

315 East 36th Street is a ca. 1955, 2 story, L-shaped plan, wood frame Minimal Traditional style residence. The brick veneer and wood clapboard-sided house with asymmetrical façade features the brick veneer, cross-gable end to the street, with a simple entrance door and single sash sidelight. The northern end contains a screened-in breezeway & garage. Fenestration consists of 1/1 sash, and the cross-gable roof is covered in composition shingles.

United States Department of the Interior
National Park Service

National Register of Historic Places

Continuation Sheet – EASTSIDE PARK HISTORIC DISTRICT

PATERSON, PASSAIC COUNTY, NEW JERSEY

Section number 7 Page 73 of 148

334 East 36th Street

Block 1422 Lot 1

Contributing

Outbuildings: 0

334 East 36th Street is a ca. 1914, 2 story, 3 bay, rectangular plan, wood frame, Colonial Revival style residence. The stucco-coated house contains a 1 story hip roofed wing at the south end. The symmetrical and ordered façade features a high-style Federal Period-inspired, open-bed pedimented portico with a full, detailed entablature, supported by Tuscan columns. A shell-motif crown decoration is placed over the replacement door. Fenestration consists of tripartite 8/1 sash flanked by 4/1, and 1/1 replacement sash. The hip roof, covered in composition shingles, contains a pair of slate tile-clad, dormers.

341 East 36th Street

Block 1453 Lot 4

Contributing

Outbuildings: 1 stylistically similar, detached garage (C)

341 East 36th Street is a ca. 1916, 2 story, irregular plan, wood frame, Arts & Crafts style residence. asymmetrical; The stucco-coated house with vertical vinyl siding has the entrance facade oriented to the north, with tapered, buttress-like ends to the street. The house features two, large stucco-coated engaged chimney stacks, and a hip roofed, square entry porch with checkered, square openings on two sides. A bank of six, 20-light casements at the 2nd floor face the street. Fenestration consists of mixed, multi-light casements & replacement sash. The hip roof is covered in thick, clay tiles.

344 East 36th Street

Block 1422 Lot 17

Contributing

Outbuildings: 1 detached garage (N/C)

344 East 36th Street is a ca. 1914, 2 story, 2 bay, irregular plan, wood frame, Arts & Crafts style residence. The vinyl-sided house with symmetrical façade contains a hip roofed front porch with square piers, supporting simple tapered columns. An offset replacement door with a bay window is placed at the south end. Fenestration consists of 1/1 replacement sash. The hip roof, covered in composition shingles, contains hipped dormers.

345 East 36th Street

Block 1453 Lot 5

Contributing

Outbuildings: 0

345 East 36th Street is a ca. 1918, 2 story, 2 bay, irregular plan, wood frame, Arts & Crafts style residence. Clad in wood clapboards and wood shingles, the house features an asymmetrical, projecting hip roof section at the 1st floor, with a bow window and recessed entryway housing a replacement door & sidelight. Paired bays are placed at the 2nd floor. Fenestration consists of casements & 1/1 sash. The hip roof, covered in slate tiles, contains a hipped dormer with diamond-pane/1 sash.

349 East 36th Street

Block 1453 Lot 6

Contributing

Outbuildings: 1 detached garage (N/C)

349 East 36th Street is a ca. 1914, 2 story, 2 bay, irregular plan, wood frame, Arts & Crafts style residence. The vinyl-sided house with symmetrical façade contains a shed roof porch supported by Tuscan columns with a Renaissance-inspired Colonial Revival railing. The projecting entryway features paired, single-light doors, with a bay window next to the entrance. Fenestration consists of 1/1 replacement sash, and the hip roof, covered in slate tiles, contains a hipped dormer.

10
11
12

13

United States Department of the Interior
National Park Service

National Register of Historic Places

Continuation Sheet – EASTSIDE PARK HISTORIC DISTRICT

PATERSON, PASSAIC COUNTY, NEW JERSEY

Section number 7

Page 74 of 148

350 East 36th Street

Block 1422 Lot 16

Contributing

Outbuildings: 0

350 East 36th Street is a ca. 1918, story, 2 bay, irregular plan, wood frame, Arts & Crafts style residence. Clad in wood clapboards and wood shingles, the house features an asymmetrical, projecting hip roof section at the 1st floor, with a bow window and recessed entryway housing a replacement door & sidelight. Paired bays are placed at the 2nd floor. Fenestration consists of casements & 1/1 sash. The hip roof, covered in slate tiles, contains a hipped dormer with diamond-pane/1 sash. The house was featured in the 1923 book, *Paterson in Pictures*.

353 East 36th Street

Block 1453 Lot 7

Contributing

Outbuildings: 0

353 East 36th Street is a ca. 1914, 2-1/2 story, 2 bay, irregular plan, wood frame, Colonial Revival style residence. The vinyl-sided house with symmetrical façade contains a hip roof porch supported by Tuscan columns, with a gable roof projection over entryway, containing paired, single-light doors. A single bay window is placed next to the entrance. Fenestration consists of 1/1 replacement sash, and the gambrel roof, covered in composition shingles, contains a gabled dormer.

356 East 36th Street

Block 1422 Lot 15

Contributing

Outbuildings: 1 detached garage (N/C)

356 East 36th Street is a ca. 1911, 2-1/2 story, 2 bay, irregular plan, wood frame, Colonial Revival style residence. The vinyl-sided house has been altered but the form is intact. The asymmetrical 1st floor contains a partially enclosed porch with paired vinyl columns and a replacement door. Applied, contemporary decorative elements are placed at the gable end at the attic level. Fenestration consists of 1/1 replacement sash, and the gable roof is covered in composition shingles. The house was featured in the 1923 book, *Paterson in Pictures*.

357 East 36th Street

Block 1453 Lot 8

Contributing

Outbuildings: 0

357 East 36th Street is a ca. 1914, 2 story, 2 bay, irregular plan, wood frame, Arts & Crafts style residence. Clad in vinyl siding, the house with symmetrical façade contains a hip roofed porch supported by Tuscan columns. A projecting entryway has paired, single-light doors, and a bay window next to the entrance. Fenestration consists of 1/1 replacement sash, and the gable roof, covered in composition shingles, contains hipped dormers.

362 East 36th Street

Block 1422 Lot 14

Contributing

Outbuildings: 1 stylistically similar, detached garage (C)

362 East 36th Street is a ca. 1918, 2 story, 3 bay, rectangular plan, wood frame, Colonial Revival style residence. The wood clapboard-sided house contains a 1 story, flat roofed, glass-enclosed wing on south end. The symmetrical façade contains a glass-enclosed, pedimented, Tuscan-inspired portico with fluted columns. Fenestration consists of 6/1 sash. The gable roof, covered in slate tiles, contains a single, open bed pediment dormer with a 1/2 round, glazed casement window. The house was featured in the 1923 book, *Paterson in Pictures*.

United States Department of the Interior
National Park Service

National Register of Historic Places

Continuation Sheet – EASTSIDE PARK HISTORIC DISTRICT

PATERSON, PASSAIC COUNTY, NEW JERSEY

Section number 7 Page 75 of 148

381 East 36th Street Block 1490 Lot 5

Contributing

Outbuildings: 0

381 East 36th Street is a ca. 1918, 2 story, 3 bay, rectangular plan, wood frame, Colonial Revival style residence. With 1 story wings at each end, the symmetrical façade features a stucco-coated 1st floor, and wood shingle-sided 2nd floor with flared a end. Arts & Crafts-inspired elements include a portico with tall piers, a faux 1/2 timbered gable end, and decorative rafter tails. A raised panel door is flanked by replacement sidelights. Fenestration includes 10/1 sash at the 1st floor and 6/1 sash at the 2nd floor. The gable roof is covered in composition shingles.

384 East 36th Street Block 1489 Lot 6

Contributing

Outbuildings: 0

384 East 36th Street is a ca. 1913, 2 story, 3 bay, irregular plan, wood frame, Colonial Revival style residence. The wood clapboard-sided house contains a 1 story, flat roof porch at the south end. The symmetrical façade features a slight projection at the north bay. A hip roof portico with a Tuscan-inspired entablature is supported by Tuscan piers on stepped, paneled pedestals. A replacement door is flanked by replacement sidelights. Fenestration consists of tripartite 1/1 sash and 1/1 sash. The gable roof, covered in composition shingles, contains a slate tile clad shed roof dormer. The house was featured in the 1923 publication, *Paterson in Pictures*.

385 East 36th Street Block 1490 Lot 6

Non-Contributing

Outbuildings: 1 stylistically similar, detached garage (N/C)

385 East 36th Street is a 1 story, 3 bay, rectangular plan, wood frame, Ranch style residence. Constructed in 1954, the brick veneer house with symmetrical façade, is vinyl-sided at the gable ends. A flat roof with railing projecting from the roofline, is supported by wrought iron supports. Fenestration consists of tripartite picture windows and 1/1 replacement sash. The gable roof is covered in composition shingles.

387 East 36th Street Block 1490 Lot 6

Contributing

Outbuildings: 1 detached garage (N/C)

387 East 36th Street is a 2-1/2 story, 3 bay, rectangular plan, wood frame, Arts & Crafts style residence. Constructed in 1914, the wood shingle-sided house with symmetrical façade contains an enclosed, shingled porch with replacement sash and three, tapered & shingled piers rising past the hip roofline, terminating with trimmed caps. Other Arts & Crafts elements include jewel-paned casement, bracketed porch eaves and window hoods, carved bargeboard, and exposed rafter tails. Fenestration consists of 12/1 paired sash at 2nd floor and mixed sash elsewhere. The gable roof is covered in composition shingles.

391 East 36th Street Block 1490 Lot 8

Contributing

Outbuildings: 1 detached garage (N/C)

391 East 36th Street is a ca. 1914, 2-1/2 story, 3 bay, irregular plan, wood frame, Arts & Crafts style residence. The vinyl-sided house with the gable end to the street, has an asymmetrical façade with a hip roof porch supported by tapered piers, and a projecting entry with paired, glazed doors. Offset bays are placed at the 1st and 2nd floors. Fenestration consists of mixed sash, and the gambrel roof is covered in slate tiles.

United States Department of the Interior
National Park Service

National Register of Historic Places

Continuation Sheet – EASTSIDE PARK HISTORIC DISTRICT

PATERSON, PASSAIC COUNTY, NEW JERSEY

Section number 7

Page 76 of 148

395 East 36th Street

Block 1490

Lot 9

Contributing

Outbuildings: 1 detached garage (N/C)

395 East 36th Street is a ca. 1912, 2 story, 2 bay, irregular plan, wood frame, Arts & Crafts style residence. The vinyl-sided house with asymmetrical façade contains an enclosed, later addition, brick veneer porch with casement windows. A single bay is placed at the south end of 2nd floor. Fenestration consists of 1/1 replacement sash, and the hip roof, covered in composition shingles, contains hipped dormers.

399 East 36th Street

Block 1490

Lot 10

Contributing

Outbuildings: 1 detached garage (N/C)

399 East 36th Street is a ca. 1918, 2 story, 2 bay, irregular plan, wood frame, Arts & Crafts style residence. The wood shingle-sided house with symmetrical façade contains a hip roof porch with a Tuscan-inspired entablature and columns, and replacement door with sidelight. A single bay window is placed next to the entry. Fenestration consists of 1/1 replacement sash, and the hip roof, covered in composition shingles, contains hipped dormers with paired, diamond pane/1 sash windows.

401 East 36th Street

Block 1490

Lot 11

Contributing

Outbuildings: 1 stylistically similar, detached garage (C)

401 East 36th Street is a ca. 1914, 2-1/2 story, 2 bay, irregular plan, wood frame, Colonial Revival style residence. The wood clapboard-sided, stucco and timber-clad house with asymmetrical façade, contains a flat-roofed, partially enclosed front porch, supported by stucco-coated columns with a small gable projection over the entry. A faux stone veneer covers the porch wall and enclosed portion. Fenestration consists of 1/1 replacements, and the gambrel roof, covered in composition shingles, contains flared roof dormers with diamond-pane/1 sash.

405-407 East 36th Street

Block 1490

Lot 12

Contributing

Outbuildings: 0

405-407 East 36th Street is a 2 story, 5 bay, irregular plan, wood frame, Colonial Revival style residence. The vinyl-sided, two-family house has a symmetrical facade with the exception of a cross-gable at the south end of the top floor. An integrated porch is supported by Tuscan columns. Fenestration consists of 6/1 wood sash, and the cross-gable roof, covered in composition shingles, contains hipped dormers.

409 East 36th Street

Block 1490

Lot 13

Contributing

Outbuildings: 1 detached garage (N/C)

409 East 36th Street is a ca. 1922, 2 story, 2 bay, irregular plan, wood frame, Colonial Revival style residence. The wood clapboard-sided house contains a 1 story, hip roof wing at the south end. The symmetrical façade features an enclosed, louvered-glass, hip roof portico. Fenestration consists of 1/1 sash and the hip roof is covered in slate tiles.

415 East 36th Street

Block 1490

Lot 14

Contributing

Outbuildings: 0

415 East 36th Street is a ca. 1920, 2-1/2 story, 2 bay, square plan, wood frame, Colonial Revival style residence. The vinyl-sided house has been altered, but the form is intact. The house contains an enclosed porch with a

United States Department of the Interior
National Park Service

National Register of Historic Places

Continuation Sheet – EASTSIDE PARK HISTORIC DISTRICT

PATERSON, PASSAIC COUNTY, NEW JERSEY

Section number 7 Page 77 of 148

replacement door. Fenestration consists of 1/1 replacement sash, and the gable roof is covered in both slate tiles and composition shingles.

East 37th Street

67 East 37th Street Block 1575 Lot 2

Contributing

Outbuildings: 0

67 East 37th Street is a 2 story, 3 bay, rectangular plan, wood frame, Dutch Colonial Revival style residence. Constructed in 1929, the brick veneer and wood clapboard-sided house contains a projecting, gabled door hood with semidome, supported by decorative brackets. Fenestration includes tripartite 1/1 replacement sash at the 1st floor, and 1over1 replacement sash at the 2nd floor. The gambrel roof is covered in composition shingles.

71-77 East 37th Street Block 1575 Lot 3 & 4

Key (NJ DEP Inv. 1608-513)

Outbuildings: 0

71-77 East 37th Street is a 2 story, irregular plan, wood frame, Post World War II Modern style residence. Constructed in 1947 with an integrated garage, the rectilinear house with asymmetrical massing, is clad in a combination of random rubble, wood clapboard & stucco coating. Fenestration consists of casements, replacement casements and 1over1 replacement sash. The flat roof is asphalt coated. (see photo 13)

76 East 37th Street Block 1574 Lot 13

Contributing

Outbuildings: 0

76 East 37th Street is a 2 story, 3 bay, rectangular plan, wood frame, Dutch Colonial Revival style residence. Constructed in 1927, the brick veneer and aluminum-sided house contains a 1 story, later addition with casement windows. A projecting classical-inspired portico contains an altered 1/2 round pediment. Fenestration includes tripartite 1/1 replacement sash at the 1st floor, and 1over1 replacement sash at the 2nd floor. The gambrel roof is covered in composition shingles.

79 East 37th Street Block 1575 Lot 5

Non-Contributing

Outbuildings: 1 stylistically similar, detached garage (C)

79 East 37th Street is a 2 story, 3 bay, rectangular plan, wood frame, Colonial Revival style residence. Constructed in 1928, the vinyl-sided house with symmetrical façade, has been significantly altered by replacement siding, windows, doorway and portico. Fenestration consists of 6/1 vinyl replacement sash and the gable roof is covered in composition shingles.

83 East 37th Street Block 1575 Lot 6

Contributing

Outbuildings: 1 stylistically similar, detached garage (C)

83 East 37th Street is a ca. 1928, 2 story, 3 bay, rectangular plan, wood frame, Colonial Revival style residence. Clad in wood shingles, the house with symmetrical façade, contains a simple, pedimented, engaged door surround. Fenestration consists of 6/6 sash, and the gable roof is covered in composition shingles.

United States Department of the Interior
National Park Service

National Register of Historic Places

Continuation Sheet – EASTSIDE PARK HISTORIC DISTRICT

PATERSON, PASSAIC COUNTY, NEW JERSEY

Section number 7 Page 78 of 148

89 East 37th Street Block 1575 Lot 7
Non-Contributing
Outbuildings: 0

89 East 37th Street is a 2 story, rectangular plan, wood frame, Split-level Ranch style residence. Constructed in 1957, the brick veneer and vinyl-sided house contains a projecting, hipped roof section with an integrated garage. A centrally placed doorway contains a single sidelight. Fenestration consists of a large bow window and 1/1 replacement sash. The gable roof is covered in composition shingles.

92 East 37th Street Block 1574 Lot 10
Contributing
Outbuildings: 0

92 East 37th Street is a 2 story, 4 bay, rectangular plan, wood frame, Dutch Colonial Revival style residence. Constructed in 1926, the aluminum sided house with symmetrical façade contains an enclosed classical-inspired portico with a curvilinear roof and flared ends. The attached garage is a later, non-contributing addition. Fenestration includes tripartite 6/1 sash at the 1st floor, and 6/1 sash elsewhere. The gambrel roof is covered in composition shingles.

95 East 37th Street Block 1575 Lot 8
Contributing
Outbuildings: 1 detached garage (N/C)

95 East 37th Street is a 2 story, 3 bay, rectangular plan, brick, Prairie-variant style residence. Constructed in 1923, the symmetrical façade contains a recessed entryway with pent roof overhang supported by two decorative brackets. Fenestration consists of tripartite replacement sash and 1/1 replacement sash. The hip roof is covered in composition shingles.

101 East 37th Street Block 1575 Lot 9
Contributing
Outbuildings: 1 detached garage (N/C)

101 East 37th Street is a 2 story, 3 bay, rectangular plan, wood frame, Dutch Colonial Revival style residence. Constructed in 1923, the brick veneer and vinyl-sided house with asymmetrical façade, contains a projecting segmental arch portico with Tuscan columns and vinyl clad entablature. Fenestration consists of an oriel window, 6/1 replacement sash at the 1st floor, and 1/1 replacement sash elsewhere. The gambrel roof is covered in composition shingles.

107 East 37th Street Block 1575 Lot 10 & 11
Contributing
Outbuildings: 1 stylistically similar, detached garage (C)

107 East 37th Street is a 2 story, L-plan, wood frame, Tudor Revival residence. Constructed in 1926, the brick veneer and vinyl clad house contains a pent roof covered entranceway at the inside of the "L". The bottom of the L is gable ended. Fenestration consists of mixed casement, bay & 6over6 at the 1st floor, and mixed casement & 6/6 at the 2nd floor. The jerkin-head and gable roof is covered in slate tiles.

110 East 37th Street Block 1578 Lot 1
Contributing
Outbuildings: 0

United States Department of the Interior
National Park Service

National Register of Historic Places

Continuation Sheet – EASTSIDE PARK HISTORIC DISTRICT

PATERSON, PASSAIC COUNTY, NEW JERSEY

Section number 7 Page 79 of 148

110 East 37th Street is a 2 story, 4 bay, rectangular plan, brick, Dutch Colonial Revival style residence. Constructed in 1923, the brick house contains a symmetrical central block with a 2 story addition on the north end, and a 1 story wing at the south end. Fenestration consists of double casement and 6/1 replacement sash. The gambrel roof is covered in composition shingles.

304 East 37th Street Block 1454 Lot 8

Contributing

Outbuildings: 0

304 East 37th Street is a ca. 1942, 2 story, 6 bay, rectangular plan, brick, Colonial Revival style residence. The vinyl-sided house with asymmetrical façade contains a central bay with a random course stone veneer over which sits a projecting, gabled section. The southern portion has a Ranch style porch with an offset entry, and the northern portion has shed roofed garage bays. Fenestration includes 1/1 replacement sash, and the gable roof is covered in composition shingles.

305 East 37th Street Block 1453 Lot 4

Key (NJ DEP Inv. 1608-111)

Outbuildings: 1 detached garage (N/C)

305 East 37th Street is a ca. 1919, 2 story, 5 bay, rectangular plan, wood frame, Dutch Colonial Revival style residence. The wood clapboard-sided house contains a symmetrical main block with 2 story wings at each end. The south wing (added in 1920s) has decorative, leaded sash windows and a large, hip roof dormer. The entry has a formal portico with a plain entablature with railing, supported by paired, oversized fluted columns. Block modillions are placed on the roofline cornice. Fenestration includes tripartite 6/1 sash flanked by 4/1 sash, and 6/1 sash. The gambrel roof is covered in both slate tiles and composition shingles, and contains a single eyebrow window centered on the roof. The house was featured in the 1923 book, *Paterson in Pictures*. (see photo 57)

310 East 37th Street Block 1454 Lot 7

Key

Outbuildings: 1 stylistically similar, detached garage (C)

310 East 37th Street is a ca. 1934, 2 story, 3 bay, irregular plan, brick, Regency style residence. The symmetrical, formal façade contains 1 story, hip roof wings, and a projecting, rounded central bay. A wrought-iron framework portico supports a copper, draped-canopy roof. Elements include a bracketed entablature cornice, brick quoining, and decorative shutters. Fenestration consists of 8/8 sash, and the mansard-type hip roof is covered in a standing seam copper sheeting. (see photo 58)

315 East 37th Street Block 1452 Lot 5

Contributing

Outbuildings: 0

315 East 37th Street is a 2 story, 3 bay, irregular plan, brick, Tudor Revival style residence. Constructed in 1926 the brick house with symmetrical facade features Gothic Revival massing with a gabled, projecting block containing a Tudor arch opening with a vertical plank door flanked by small, decorative stained glass fixed sash. Fenestration includes tripartite picture windows with stained glass transom flanked by 4/1 sash at the 1st floor, and 8/8 sash at the 2nd floor. The gable roof is covered in slate tiles.-

343 East 37th Street Block 1451 Lot 4

Contributing

Outbuildings: 0

343 East 37th Street is a ca. 1920, 2 story, 3 bay, rectangular plan, wood frame, Colonial Revival style residence. The stucco-coated house with symmetrical façade contains a hip roof front porch supported by stucco-coated

United States Department of the Interior
National Park Service

National Register of Historic Places

Continuation Sheet – EASTSIDE PARK HISTORIC DISTRICT

PATERSON, PASSAIC COUNTY, NEW JERSEY

Section number 7 Page 80 of 148

columns, a replacement double door, and large, overhanging eaves. Fenestration consists of replacement casements and 1/1 sash. The hip roof is covered in composition shingles.

344 East 37th Street Block 1453 Lot 16
Contributing

Outbuildings: 1 detached garage (N/C)

344 East 37th Street is a ca. 1918, 2 story, 3 bay, rectangular plan, wood frame, Dutch Colonial Revival style residence. Wood clapboard and vinyl-sided, the house with a symmetrical façade, contains a shed roof porch with Tuscan columns and replacement railing, and a projecting, octagonal entry flanked by 4-light sidelights. Fenestration includes 6/1 sash at the 1st floor and 8/1 sash at the 2nd floor. The gambrel roof is covered in composition shingles.

346 East 37th Street Block 1453 Lot 15
Contributing

Outbuildings: 1 detached garage (N/C)

346 East 37th Street is a ca. 1918, 2-1/2 story, 3 bay, rectangular plan, wood frame, Colonial Revival style residence. Clad in wood clapboards, the house with symmetrical façade contains a partially enclosed, gabled projecting entry block with vinyl-clad piers and a replacement door. Fenestration includes tripartite 6/1 sash and 3/1 sash at both floors. The gable roof, covered in composition shingles, contains pedimented dormers.

347 East 37th Street Block 1451 Lot 5
Contributing

Outbuildings: 1 detached garage (N/C)

347 East 37th Street is a ca. 1918, 2-1/2 story, 3 bay, irregular plan, wood frame, Colonial Revival style residence. Clad in vinyl siding, the house contains a hip roofed, 1 story wing at the south end. The symmetrical façade features projecting 1 story blocks at 1st floor with slate tile-clad hip roofs. Fenestration includes tripartite 12/1 sash flanked by 6/1 sash at the 1st floor, and 12/1 sash at the 2nd floor. The hip roof, covered in slate tiles, contains a hipped dormer.

350 East 37th Street Block 1453 Lot 14
Contributing

Outbuildings: 1 detached garage (N/C)

350 East 37th Street is a ca. 1922, 2-1/2 story, 2 bay, irregular plan, wood frame, Colonial Revival style residence. The brick veneer and vinyl-sided house has been heavily altered at the 1st floor façade with the addition of a brick veneer, gable end projecting block with a bow window. Fenestration consists of mixed sash, and the gable roof, covered in composition shingles, contains a shed dormer.

353 East 37th Street Block 1451 Lot 6
Contributing

Outbuildings: 1 detached garage (N/C)

353 East 37th Street is a ca. 1916, 2 story, 2 bay, irregular plan, wood frame, Arts & Crafts style residence. Clad in wood shingles, the house contains a 1 story wing at the south end. The asymmetrical façade features an integrated front porch with a wood-shingled base and vinyl-clad support columns. Additional features include overhanging eaves with triangular brackets, and an integrated, shed roof projection at the 2nd story with recessed window-wells and a shingled parapet. Fenestration consists of 1/1 sash, and the gable roof is covered in composition shingles. (see photo 59)

United States Department of the Interior
National Park Service

National Register of Historic Places

Continuation Sheet – EASTSIDE PARK HISTORIC DISTRICT

PATERSON, PASSAIC COUNTY, NEW JERSEY

Section number 7 Page 81 of 148

356 East 37th Street Block 1453 Lot 13
Contributing

Outbuildings: 1 detached garage (N/C)
356 East 37th Street is a ca. 1913, 2-1/2 story, 2 bay, rectangular plan, wood frame, Tudor Revival style residence. The stucco & faux 1/2 timbered house with asymmetrical façade contains a 1 story, gabled projecting block, and an engaged chimney on the south elevation rises through the gable end dormer. Fenestration includes 1/1 sash & tripartite 1/1 sash. The gable roof is covered in composition shingles.

357 East 37th Street Block 1451 Lot 7
Contributing

Outbuildings: 1 detached garage (N/C)
357 East 37th Street is a ca. 1920, 2 story, 2 bay, irregular plan, wood frame, Arts & Crafts style residence. The aluminum-sided house has the gable end to the street. The symmetrical façade contains a projecting, 1 story entry block altered with a bow window, and a replacement door. Fenestration consists of 1/1 replacement sash and the gable roof is covered in composition shingles.

360 East 37th Street Block 1453 Lot 12
Contributing

Outbuildings: 1 detached garage (N/C)
360 East 37th Street is a ca. 1920, 2 story, 2 bay, irregular plan, wood frame, Colonial Revival style residence. The aluminum sided house contains a 1 story, gable roofed wing at the south end. The symmetrical façade contains a simple portico with gable roof, supported by wrought iron decorative supports. Fenestration includes 6/1 sash at the 2nd floor. The gable roof is covered in composition shingles.

364 East 37th Street Block 1453 Lot 12
Contributing

Outbuildings: 1 detached garage (N/C)
364 East 37th Street is a ca. 1920, 2 story, 2 bay, rectangular plan, wood frame, Colonial Revival style residence. The stucco-coated house contains a 1 story, hip roofed wings at both ends. The symmetrical façade features bracketed window hoods at the 1st floor, a Classical-inspired, pedimented portico with block modillions and Tuscan columns, a replacement door flanked by leaded sidelights, and widely overhanging eaves with rectilinear brackets. Fenestration includes tripartite 10/1 sash flanked by 4/1 sash at the 1st floor and 8/1 sash at the 2nd floor. The hip roof is covered in composition shingles.

365 East 37th Street Block 1453 Lot 12
Contributing

Outbuildings: 1 detached garage (N/C)
365 East 37th Street is a ca. 1914, 2 story, 2 bay, irregular plan, wood frame, Colonial Revival style residence. The vinyl-sided house contains a 1 story hip roofed wing at the south end. The symmetrical façade features 1 story, shed roof projections with decorative rafter tails at the 1st floor, a plain, segmental arch pedimented door hood, and a raised panel door with a single sidelight flanked by fixed, diamond-pane sash. Fenestration includes tripartite picture windows with leaded, diamond-pane transom and fixed sash at the 1st floor, and 1/1 replacement sash. The hip roof is covered in both slate tiles and composition shingles.

United States Department of the Interior
National Park Service

National Register of Historic Places

Continuation Sheet – EASTSIDE PARK HISTORIC DISTRICT

PATERSON, PASSAIC COUNTY, NEW JERSEY

Section number 7

Page 82 of 148

384 East 37th Street

Block 1490 Lot 24

Contributing

Outbuildings: 1 detached garage (N/C)

384 East 37th Street is a ca. 1922, 2-1/2 story, 3 bay, irregular plan, wood frame, Arts & Crafts style residence. The wood clapboard and vinyl-sided house with asymmetrical façade contains a projecting central block with corresponding roofline, an entry door set in the south bay with open bed pediment, and a Colonial Revival style-inspired portico supported by a wrought-iron framework. An offset, jerkin-head roof gable end is placed at the attic level. Fenestration includes 6/1 wood sash with decorative, jewel-pane transoms. The jerkin head and hip roof is covered in composition shingles.

385 East 37th Street

Block 1491 Lot 5

Contributing

Outbuildings: 0

385 East 37th Street is a ca. 1947, 1-1/2 story, 2 bay, irregular plan, wood frame, Colonial Revival style residence. The Cape Cod type house is vinyl-sided and contains a split-level wing on the north end with a garage. The symmetrical façade features a gable roofed, projecting entry block with a fabric door hood, and a single bay window to the north of door. Fenestration consists of mixed sash and the gable roof, covered in composition shingles, contains a pair of gabled dormers.

389 East 37th Street

Block 1491 Lot 6

Contributing

Outbuildings: 1 detached garage (N/C)

389 East 37th Street is a ca. 1920, 2 story, 2 bay, irregular plan, wood frame, Colonial Revival style residence. Clad in vinyl siding, the house contains an enclosed porch with tapered, Arts & Crafts-inspired piers. Features include a bay window at the 2nd floor of north bay, and fish-scale slate tiles on the pent roof and attic window hood. Fenestration consists of mixed sash, and the gambrel roof, covered in slate tiles, contains slate tile-clad, shed roofed dormers.

390 East 37th Street

Block 1490 Lot 23

Contributing

Outbuildings: 1 detached garage (N/C)

390 East 37th Street is a ca. 1912, 2 story, 2 bay, irregular plan, wood frame, Arts & Crafts style residence. The wood shingle-sided house with symmetrical façade contains an enclosed front porch with stone veneer cladding and contemporary 1/1 sash windows between Tuscan columns. Fenestration includes 6/1 sash at the 2nd floor, and the hip roof, covered in slate tiles, contains a hipped dormer.

391 East 37th Street

Block 1491 Lot 7

Contributing

Outbuildings: 0

391 East 37th Street is a ca. 1915, 2 story, 2 bay, irregular plan, wood frame, Arts & Crafts style residence. The vinyl-sided house, with asymmetrical façade contains an altered, hip roofed porch with bay windows, a contemporary, stone veneer wall and porch foundation, a replacement door, and a 2nd floor bay at the north end. The gable roof, covered in composition shingles, contains a shed roofed dormer.

United States Department of the Interior
National Park Service

National Register of Historic Places

Continuation Sheet – EASTSIDE PARK HISTORIC DISTRICT

PATERSON, PASSAIC COUNTY, NEW JERSEY

Section number 7

Page 83 of 148

394 East 37th Street

Block 1490 Lot 22

Contributing

Outbuildings: 0

394 East 37th Street is a 2-1/2 story, 2 bay, irregular plan, wood frame, Arts & Crafts style residence. Constructed in 1911, the vinyl sided house features the gable end to the street. The asymmetrical façade contains a 2 story projecting front section with a side entry. Fenestration consists of 1/1 replacement sash and the gambrel roof, covered in composition shingles, contains shed roofed and gambrel dormers.

395 East 37th Street

Block 1491 Lot 8

Contributing

Outbuildings: 1 detached garage (N/C)

395 East 37th Street is a ca. 1920, 2 story, 2 bay, irregular plan, wood frame, Arts & Crafts style residence. The vinyl-sided house features the gable end to the street. The asymmetrical façade contains a partially enclosed, altered porch with a recessed entryway clad in a coursed, stone-veneer. A single bay window is placed at the north bay. Fenestration consists of mixed replacement sash, and the gambrel roof, covered in composition shingles, contains a shed dormer.

398 East 37th Street

Block 1490 Lot 21

Non-Contributing

Outbuildings: 0

398 East 37th Street is a ca. 1918, 2-1/2 story, 2 bay, irregular plan, wood frame, Colonial Revival style residence. The vinyl-sided house contains an asymmetrical, heavily altered façade with replacement doors and windows. The gable roof is covered in composition shingles.

401 East 37th Street

Block 1490 Lot 21

Contributing

Outbuildings: 1 detached garage (N/C)

401 East 37th Street is a ca. 1924, 2 story, 3 bay, rectangular plan, wood frame, Dutch Colonial Revival style residence. Clad in wood shingles and vinyl siding, the symmetrical façade contains an engaged, full width porch with Arts & Crafts-inspired wood-shingled and trimmed piers and a 30-light entry door surmounted by 20-light transoms. Fenestration includes tripartite 1/1 replacement sash at the 1st floor, and 1/1 sash at the 2nd floor. The gambrel roof is covered in composition shingles.

402 East 37th Street

Block 1490 Lot 20

Contributing

Outbuildings: 1 detached garage (N/C)

402 East 37th Street is a ca. 1915, 2-1/2 story, 2 bay, irregular plan, wood frame, Arts & Crafts style residence. The vinyl sided house features the gambrel end to the street. The symmetrical façade contains a projecting, two-story block with recessed porch supported by tapered piers, an offset replacement door, and enclosed second story porch. Fenestration consists of 1/1 replacement sash and the gambrel roof, covered in composition shingles, contains gabled dormers.

United States Department of the Interior
National Park Service

National Register of Historic Places

Continuation Sheet – EASTSIDE PARK HISTORIC DISTRICT

PATERSON, PASSAIC COUNTY, NEW JERSEY

Section number 7 Page 84 of 148

404 East 37th Street Block 1490 Lot 19

Contributing

Outbuildings: 1 detached garage (N/C)

404 East 37th Street is a ca. 1923, 2 story, 3 bay, rectangular plan, wood frame, Dutch Colonial Revival style residence. The wood shingle-sided house with symmetrical façade contains an engaged, full width porch with Arts & Crafts inspired shingled and trimmed piers. Between the piers are raised paneled kneewalls, an enclosed entryway with infilled porch openings and a replacement door. Fenestration consists of 1/1 replacement sash and the gambrel roof is covered in both slate tiles and composition shingles.

405 East 37th Street Block 1491 Lot 10

Contributing

Outbuildings: 0

405 East 37th Street is a ca. 1918, 2-1/2 story, 2 bay, irregular plan, wood frame, Arts & Crafts style residence. The brick-veneer and vinyl sided house with asymmetrical façade, contains a projecting, two-story block with an open porch supported by stucco and brick piers. Single- light, beveled glass, paired entry doors face the street. Fenestration consists of 1/1 replacement sash and the hip roof is covered in composition shingles.

408 East 37th Street Block 1490 Lot 18

Contributing

Outbuildings: 1 detached garage (N/C)

408 East 37th Street is a ca. 1923, 2 story, 3 bay, rectangular plan, wood frame, Dutch Colonial Revival style residence. The wood shingle and wood clapboard-sided house features the gable end to the street. The symmetrical façade contains a full width, hip-roofed porch with Tuscan columns, and a projecting entry with a raised panel door flanked by glazed sidelights. Fenestration consists of replacement sash, and the combination gambrel and gable roof is covered in composition shingles. (same plan as 405 East 38th Street, see photo 61)

411 East 37th Street Block 1491 Lot 11

Contributing

Outbuildings: 1 detached garage (N/C)

411 East 37th Street is a ca. 1920, 2-1/2 story, 2 bay, irregular plan, wood frame, Arts & Crafts style residence. The vinyl sided house features the gable end to the street. The symmetrical façade contains a projecting, two-story block with vinyl-encased Arts & Crafts tapered piers, replacement louvered windows, and a replacement double door with glazed transom. Fenestration consists of 1/1 replacement sash and the gambrel roof is covered in composition shingles.

412 East 37th Street Block 1490 Lot 17

Contributing

Outbuildings: 1 detached garage (N/C)

412 East 37th Street is a ca. 1924, 2 story, 3 bay, rectangular plan, wood frame, Dutch Colonial Revival style residence. The wood clapboard and wood shingle-sided house with symmetrical façade, contains an engaged, full width porch with Arts & Crafts-inspired wood-shingled and trimmed piers. The porch piers are infilled with raised paneled kneewalls and replacement, louvered glass windows and door. Fenestration includes tripartite 6/1 sash flanked by 4/1 sash at the 1st floor, and 8/1 sash at the 2nd floor. The gambrel roof is covered in composition shingles.

United States Department of the Interior
National Park Service

National Register of Historic Places

Continuation Sheet – EASTSIDE PARK HISTORIC DISTRICT

PATERSON, PASSAIC COUNTY, NEW JERSEY

Section number 7 Page 85 of 148

417 East 37th Street Block 1491 Lot 12
Contributing

Outbuildings: 1 detached garage (N/C)

417 East 37th Street is a ca. 1922, 2 story, 3 bay, rectangular plan, wood frame, Dutch Colonial Revival style residence. The vinyl-sided house contains a hip roofed, one-story wing at the south end. The asymmetrical façade features an offset entry with a projecting, open bed, pedimented portico supported by a wrought iron decorative framework. The door is a replacement. Fenestration includes replacement sash at the 1st floor, and 6/1 sash at the 2nd floor. The gambrel roof is covered in composition shingles.

421 East 37th Street Block 1491 Lot 13
Contributing

Outbuildings: 0

421 East 37th Street is a ca. 1922, 2 story, irregular plan, wood frame, Colonial Revival style residence. Clad in brick veneer and wood shingles, the symmetrical façade contains an altered, integrated porch with brick veneer, and an offset entry door. Fenestration consists of 1/1 replacement sash. The gable roof, covered in slate tiles, contains a large hipped dormer. The house was featured in the 1923 book, *Paterson in Pictures*.

437 East 37th Street Block 1485 Lot 4
Contributing

Outbuildings: 1 detached garage (N/C)

437 East 37th Street is a 2 story, 4 bay, irregular plan, wood frame, Dutch Colonial Revival style residence. Constructed in 1924, the brick veneer and vinyl-sided house with asymmetrical façade, contains a double, gable roof form. Clad in brick veneer, the 1st floor features slightly projecting end bays, and the 2nd floor features a shed roofed projection. Tuscan-style piers support an offset, gabled portico with a curvilinear ceiling. Fenestration consists of 6/1 and replacement sash, and the gable roof is covered in slate tiles.

445 East 37th Street Block 1485 Lot 5
Contributing

Outbuildings: 1 detached garage (N/C)

445 East 37th Street is a 2 story, 3 bay, irregular plan, wood frame, Dutch Colonial Revival style residence. Constructed in 1923, the vinyl-sided house contains a 1-story flat roofed porch at the south end and a 1-story, flat roofed wing at the north end. The symmetrical façade contains an open bed, pedimented portico with a diminutive, Federal style-inspired glazed fanlight and sidelights. Fenestration includes paired, 1/1 replacement sash at the 1st floor and 1/1 replacement sash at the 2nd floor. The gable roof is covered in composition shingles.

451 East 37th Street Block 1485 Lot 6
Contributing

Outbuildings: 1 detached garage (N/C)

451 East 37th Street is a 2 story, 3 bay, irregular plan, wood frame, Dutch Colonial Revival style residence. Constructed in 1923, the vinyl-sided house contains a 1-1/2 story wing at the south end. The asymmetrical façade features a gable roofed portico with a curvilinear ceiling, supported by simple wood piers. Fenestration consists of 6/1 wood sash. The gable roof is covered in slate tiles.

United States Department of the Interior
National Park Service

National Register of Historic Places

Continuation Sheet – EASTSIDE PARK HISTORIC DISTRICT

PATERSON, PASSAIC COUNTY, NEW JERSEY

Section number 7

Page 86 of 148

453 East 37th Street

Block 1485 Lot 7

Contributing

Outbuildings: 1 detached garage (N/C)

453 East 37th Street is a 2 story, irregular plan, wood frame, Tudor Revival style residence. Constructed in 1930, the vinyl-sided house contains a double gabled asymmetrical façade with a brick veneer at the first floor. The smaller gable contains an overhang with decorative brackets, and houses a raised panel entry door. Fenestration consists of 6/1 sash, and the gable roof is covered in both slate tiles and composition shingles.

457 East 37th Street

Block 1485 Lot 8

Contributing

Outbuildings: 0

457 East 37th Street is a 2 story, irregular plan, wood frame, Tudor Revival style residence. Constructed in 1930, the vinyl-sided house contains a steep-pitched, brick-veneer-clad, double-gabled asymmetrical façade. A single-light, fixed sash lies adjacent to the entry door. Fenestration consists of mixed sash, and the cross-gable roof is covered in composition shingles.

463 East 37th Street

Block 1485 Lot 9

Contributing

Outbuildings: 0

463 East 37th Street is a 1-1/2 story, irregular plan, wood frame, Colonial Revival style residence. Constructed in 1948, the brick veneer and wood clapboard-sided house with asymmetrical facade features a large gable end facing the street, and an offset entry with a single garage bay. Fenestration consists of mixed sash, and the gable roof is covered in composition shingles. (mirror plan to 467 East 37th Street)

467 East 37th Street

Block 1485 Lot 9

Contributing

Outbuildings: 0

467 East 37th Street is a 1-1/2 story, irregular plan, wood frame, Colonial Revival style residence. Constructed in 1948, the brick veneer and wood clapboard-sided house with asymmetrical facade features a large gable end facing the street, and an offset entry with a single garage bay. Fenestration consists of mixed sash, and the gable roof is covered in composition shingles. (mirror plan to 463 East 37th Street)

East 38th Street

45 East 38th Street

Block 1571 Lot 3

Non-Contributing (NJ DEP Inv. 1608-514)

Outbuildings: 0

45 East 38th Street is a 2 story, irregular plan, International Style residence. Constructed in 1959 by New York architect Milton Klein, the white brick and vertical plank sided house is asymmetrically massed. The north end contains a large, plain block with clerestory windows at the roofline, and the south end contains a recessed entryway and integrated carport. Fenestration consists of large picture windows with horizontally-oriented casements. The flat roof is asphalt coated.

United States Department of the Interior
National Park Service

National Register of Historic Places

Continuation Sheet – EASTSIDE PARK HISTORIC DISTRICT

PATERSON, PASSAIC COUNTY, NEW JERSEY

Section number 7 Page 87 of 148

53 East 38th Street Block 1571 Lot 4

Contributing

Outbuildings: 1 stylistically similar, detached garage (C)

53 East 38th Street is a 2 story, 3 bay, square plan, wood frame, Mediterranean Revival style residence. The picturesque, stucco-clad house features stone-block "quoining," and a Baroque-inspired parapet. Fenestration consists of 1/1 paired, replacement sash, and the hip roof is covered in Spanish clay tiles.

75 East 38th Street Block 1576 Lot 2

Contributing

Outbuildings: 0

75 East 38th Street is a 1 story, irregular plan, wood frame, Modern Contemporary style residence. The asymmetrically massed house contains vertical plank siding and random-course stone veneer. Fenestration consists of 1/1 aluminum sash, and the offset shed roof is covered in composition shingles.

76 East 38th Street Block 1575 Lot 1

Contributing

Outbuildings: 0

76 East 38th Street is a 2 story, 3 bay, square plan, wood frame, Colonial Revival style residence. Constructed in 1949, the stone veneer and vinyl-sided house contains a 1 story porch wing. The symmetrical façade features matching, small gable extensions into the roofline at each end. A random-course stone veneer is placed at 1st floor with a heavily altered portico supported by Tuscan columns. Fenestration consists of tripartite 6/6 sash flanked by 4/4 sash, and 6/6 sash. The gable roof is covered in composition shingles.

81 East 38th Street Block 1576 Lot 3

Contributing

Outbuildings: 1 stylistically similar, detached garage (C)

81 East 38th Street is a ca. 1926 2 story, 3 bay, rectangular plan, wood frame, Dutch Colonial Revival style residence. The stucco-coated house features the gable end to the street, an integrated, enclosed porch, and Palladian window at the 2nd floor of the gabled end. Fenestration consists of casement windows and 1/1 replacement sash. The gambrel roof is covered in composition shingles.

85 East 38th Street Block 1576 Lot 4

Contributing

Outbuildings: 1 detached garage (N/C)

85 East 38th Street is a ca. 1923, 2-1/2 story, 3 bay, rectangular plan, wood frame, Colonial Revival style residence. The wood clapboard-sided house with symmetrical façade features a Federal style-inspired doorway with a leaded fanlight, and a curvilinear portico with an elliptical arch ceiling supported by paired Tuscan columns. Fenestration includes tripartite replacement sash at the 1st floor, and 1/1 replacement sash at the 2nd floor. The gable roof is covered in slate tiles.

90 East 38th Street Block 1575 Lot 18

Contributing

Outbuildings: 1 stylistically similar, detached garage (C)

90 East 38th Street is a 2-1/2 story, 3 bay, rectangular plan, brick, Colonial Revival style residence. Constructed in 1935, the house contains a single story wing with a large bay window. The symmetrical façade features a Federal style portico and cornice. Fenestration consists of replacement casements, and the gable roof is covered in slate tiles.

United States Department of the Interior
National Park Service

National Register of Historic Places

Continuation Sheet – EASTSIDE PARK HISTORIC DISTRICT

PATERSON, PASSAIC COUNTY, NEW JERSEY

Section number 7 Page 88 of 148

- 93 East 38th Street Block 1576 Lot 5
Contributing
Outbuildings: 1 stylistically similar, detached garage (C)
93 East 38th Street is a 1 story, 5 bay, rectangular plan, brick, Georgian Revival style residence. Constructed in 1923, with a symmetrical façade, the house features a central, classical-inspired, engaged door surround. Fenestration consists of 6/6 sash, and the hip roof, covered in slate tiles, contains a single pedimented dormer.
- 96 East 38th Street Block 1575 Lot 17
Contributing
Outbuildings: 0
96 East 38th Street is a 2 story, 3 bay, rectangular plan, brick, Georgian Revival style residence. Constructed in 1942, the house contains a 1 story wing and an integrated garage. The symmetrical façade features a belt course, and a simple, classical-inspired door surround with a broken-pediment. Fenestration includes flanking bay windows and 16-light casements. The hip roof is covered in slate tiles.
- 100 East 38th Street Block 1575 Lot 16
Contributing
Outbuildings: 0
100 East 38th Street is a 2-1/2 story, 4 bay, rectangular plan, brick, Colonial Revival style residence. Constructed in 1914 with an integrated garage, the asymmetrically massed house contains a large, offset rear block. A 1 story enclosed glazed porch fills the space created by the offset at the front. The stucco-coated symmetrical façade features a classical-inspired portico with a simple entablature supported by Tuscan columns, and surmounted by a roof railing. Fenestration includes quatripartite leaded glass casements flanking the entrance, and 16-light casements. The hip roof, covered in composition shingles, contains a wide, hipped dormer with a single sash.
- 105 East 38th Street Block 1576 Lot 7
Contributing
Outbuildings: 1 stylistically similar, detached garage (C)
105 East 38th Street is a 2-1/2 story, 3 bay, rectangular plan, wood frame, Dutch Colonial Revival style residence. Constructed in 1928, the stucco-coated and wood shingle-sided house contains a 2 story wing. The symmetrical façade features "exposed" brick at corners, flared eaves, and a simple, flush, rectilinear doorway with sidelights and transom. Fenestration consists of 8/8 sash, and the gambrel roof is covered in slate tiles.
- 111 East 38th Street Block 1576 Lot 8
Contributing
Outbuildings: 1 detached garage (N/C)
111 East 38th Street is a 2 story, 3 bay, rectangular plan, wood frame, Colonial Revival style residence. Constructed in 1924, the vinyl-sided house contains a 1 story wing. The symmetrical façade features a Federal style-inspired doorway with a glazed fanlight, and curvilinear portico with an elliptical arch ceiling supported by Tuscan columns. Fenestration consists of 8/8 sash, and the gable roof is covered in slate tiles.
- 114 East 38th Street Block 1575 Lot 15
Contributing
Outbuildings: 1 stylistically similar, detached garage (C)
114 East 38th Street is a ca. 1925, 2 story, 4 bay, rectangular plan, brick, Georgian Revival style residence, designed by Paterson architect Fred W. Wentworth (See Section 8, page 9). The diminutive brick Georgian contains a 2 story wing. The symmetrical façade features an English Georgian-inspired door surround, and

United States Department of the Interior
National Park Service

National Register of Historic Places

Continuation Sheet – EASTSIDE PARK HISTORIC DISTRICT

PATERSON, PASSAIC COUNTY, NEW JERSEY

Section number 7 Page 89 of 148

Federal style-inspired roofline cornice. Fenestration consists of 8/8 sash, and the gable roof is finished in a standing-seam copper. (see photo 16)

119 East 38th Street Block 1576 Lot 9

Contributing

Outbuildings: 0

119 East 38th Street is a ca. 1923, 2-1/2 story, irregular plan, wood frame, Tudor Revival style residence. The Elizabethan Tudor style house, clad in brick veneer at the 1st floor is largely faux ½ timbered with a gabled, brick veneer entranceway with a round-head door. Fenestration consists of leaded casements & diamond pane picture window, and casements. The gable roof is covered in slate tiles.

122 East 38th Street Block 1575 Lot 14

Contributing

Outbuildings: 1 stylistically similar, detached garage (C)

122 East 38th Street is a 2 story, 3 bay, L-shaped plan, wood frame, Colonial Revival style residence. Constructed in 1932, the aluminum-sided house contains a 1 story wing. The symmetrical façade features an altered, classical-inspired portico with vinyl-clad columns. Fenestration consists of flanking bay windows at the 1st floor, and 8/8 sash elsewhere. The gable roof is covered in slate tiles.

123 East 38th Street Block 1576 Lot 9A

Non-Contributing

Outbuildings: 0

123 East 38th Street is a 1 story, L-shaped plan, wood frame, Ranch style residence. Constructed in 1956, the house, clad in brick veneer and wood clapboard contains a projecting gable with front entry, and a simple flat-roofed portico supported by decorative wrought iron. Fenestration consists of a bow window and horizontally oriented 2/1 sash. The gable roof is covered in composition shingles. (same as 127 East 38th Street)

126 East 38th Street Block 1575 Lot 12

Contributing

Outbuildings: 0

126 East 38th Street is a 2 story, irregular plan, brick, vernacular Colonial Revival style residence. Constructed in 1932 with an integrated garage, the simple design contains a ground level entry with a single casement surmounted by a fixed transom, acting as a sidelight, and a paneled garage door with glazed panels. Fenestration consists of casement windows and the hip roof is covered in slate tiles.

127 East 38th Street Block 1576 Lot 10

Contributing

Outbuildings: 0

123 East 38th Street is a 1 story, L-shaped plan, wood frame, Ranch style residence. Constructed in 1956, the house, clad in brick veneer and wood clapboard contains a projecting gable with front entry, and a simple flat-roofed portico supported by decorative wrought iron. Fenestration consists of a bow window and horizontally oriented 2/1 sash. The gable roof is covered in composition shingles. (same plan as 123 East 38th Street)

308 East 38th Street Block 1542 Lot 8B

Contributing

Outbuildings: 0

308 East 38th Street is a 2 story, irregular plan, wood frame, Tudor Revival style residence. Constructed in 1941, the picturesque house is clad in brick veneer and rustic clapboards. The asymmetrical façade contains an octagonal stairwell tower, and a recessed entryway with tripartite rustic timber archway. Fenestration includes

United States Department of the Interior
National Park Service

National Register of Historic Places

Continuation Sheet – EASTSIDE PARK HISTORIC DISTRICT PATERSON, PASSAIC COUNTY, NEW JERSEY

Section number 7

Page 90 of 148

half-round windows, and wood casements with leaded glass. The gable roof, covered in slate tiles, contains gabled and hipped dormers.

308 East 38th Street Block 1542 Lot 8B

Non-Contributing

Outbuildings: 0

308 East 38th Street is a 1 story, irregular plan, brick, Ranch style residence. Constructed in 1954, the asymmetrical, split-level façade features a projecting block containing a garage. The remainder of the façade contains a recessed entryway with a large, single picture window sidelight. Fenestration includes horizontally oriented casements, and the hip roof is covered in composition shingles.

310 East 38th Street Block 1542 Lot 8B

Contributing

Outbuildings: 0

310 East 38th Street is a ca. 1941, 2 story, irregular plan, wood frame, Tudor Revival style residence. Clad in stone veneer and vinyl-siding, the gable end to street house contains a 1-story hip-roofed wing at the north end. The asymmetrical façade features a rustic stone veneer, an attached garage at the south end, an offset entry door, and a bow projection at the 1st floor. Fenestration consists of mixed sash and casements. The gable roof is covered in slate tiles.

317 East 38th Street Block 1450 Lot 3

Non-Contributing

Outbuildings: 0

317 East 38th Street is a ca. 1954, 1 story, irregular plan, brick, Ranch style residence. The asymmetrical, split-level façade features a projecting block containing a garage. The remainder of the façade contains a recessed entryway with a stone veneer. Fenestration includes 1/1 sash, and the hip roof is covered in composition shingles.

322 East 38th Street Block 1452 Lot 7

Contributing

Outbuildings: 1 stylistically similar, detached garage (C)

322 East 38th Street is a ca. 1928, 2 story, 5 bay, rectangular plan, brick, Colonial Revival style residence. The house contains matching, 1 story wings with tripartite casement with segmental arch transoms. The symmetrical façade features a 1/2 round stucco-coated, window head recesses at the 1st floor. A Classical Revival-inspired portico with a curvilinear entablature and straight flared ends is supported by Tuscan columns. A raised panel door is flanked by small 1/2 round, 6-light sash. Fenestration consists of 6/1 sash. The gable roof is covered in green, Spanish clay tiles.

325 East 38th Street Block 1450 Lot 4

Contributing

Outbuildings: 0

325 East 38th Street is a ca. 1933, 2 story, 5 bay, rectangular plan, wood frame, Classical Revival style residence. The two-family, wood shingle and wood clapboard-sided house contains a projecting 2-story porch with shingled, flared piers. The symmetrical façade features stepped shingles at the 2nd floor, which is slightly overhanging with decorative brackets. The offset entry contains replacement doors. Fenestration consists of mixed sash, and the cross-gambrel roof, covered in composition shingles, contains shed roofed dormers.

United States Department of the Interior
National Park Service

National Register of Historic Places

Continuation Sheet – EASTSIDE PARK HISTORIC DISTRICT

PATERSON, PASSAIC COUNTY, NEW JERSEY

Section number 7 Page 91 of 148

335 East 38th Street Block 1449 Lot 3

Contributing

Outbuildings: 1 detached garage (N/C)

335 East 38th Street is a 2-1/2 story, 2 bay, irregular plan, wood frame, Arts & Crafts style residence. Constructed in 1918, the two-family house, with gambrel end to the street, is clad in wood shingles and wood clapboards, and contains a 2-story porch with shingled, flared piers. The symmetrical facade features a slightly overhanging 2nd floor with decorative brackets, clad in stepped shingles. An offset entry contains replacement doors. Fenestration consists of mixed sash, and the gambrel roof, covered in composition shingles, contains shed roofed and gambrel dormers.

339 East 38th Street Block 1449 Lot 4

Non-Contributing

Outbuildings: 1 detached garage (N/C)

339 East 38th Street is a 2-1/2 story, 3 bay, irregular plan, wood frame, residence. Constructed in 1920, the house was heavily damaged by fire and is currently being reconstructed.

340 East 38th Street Block 1451 Lot 1

Contributing

Outbuildings: 1 detached garage (N/C)

340 East 38th Street is a 2 story, 2 bay, rectangular plan, wood frame, Colonial Revival style residence. Constructed in 1916, the wood clapboard-sided house contains a 1-story hip-roof wing at north end. The symmetrical facade features a projecting portico supported by square piers, and surmounted by a Chippendale-style railing. The entry contains a 15-light glazed door flanked by 10 light sidelights. Arts & Crafts elements include an overhanging eave, a 15/1 sash window at the 2nd floor and a hipped, dormer with overhanging eaves and a horizontally oriented, paired 8/8 sash. Fenestration consists of tripartite 6/1 sash and mixed sash. The hip roof is covered in composition shingles. (see photo 62)

345 East 38th Street Block 1449 Lot 5

Contributing

Outbuildings: 0

345 East 38th Street is a ca. 1918, 2-1/2 story, 2 bay, irregular plan, wood frame, Arts & Crafts style residence. The wood clapboard and wood shingle-sided house with symmetrical facade features a hip-roofed, enclosed entry porch with an offset, late Colonial Revival-style entry. Fenestration includes 1/1 replacement sash and the hip roof, covered in composition shingles, contains a hipped-dormer.

346 East 38th Street Block 1451 Lot 16

Contributing

Outbuildings: 1 detached garage (N/C)

346 East 38th Street is a ca. 1915, 2-1/2 story, 2 bay, irregular plan, wood frame, Arts & Crafts style residence. The wood shingle-sided house with asymmetrical facade contains a projecting gable with an oriel window, and a projecting entry block with an offset door, paired pilasters, stucco piers under paired pilasters, and some original Arts & Crafts style sash. Fenestration consists of mixed sash and casement, and the gable roof is covered in composition shingles.

United States Department of the Interior
National Park Service

National Register of Historic Places

Continuation Sheet – EASTSIDE PARK HISTORIC DISTRICT

PATERSON, PASSAIC COUNTY, NEW JERSEY

Section number 7

Page 92 of 148

347 East 38th Street

Block 1449 Lot 6

Contributing

Outbuildings: 1 detached garage (N/C)

347 East 38th Street is a ca. 1916, 2 story, 2 bay, irregular plan, wood frame, Arts & Crafts style residence. The vinyl-sided and stucco-coated house with asymmetrical façade contains a projecting gable with an oriel window, a projecting entry block with an offset door, paired pilasters, and stucco piers under paired pilasters. Fenestration consists of some original Arts & Crafts style sash, mixed sash and casements. The cross-gable roof is covered in composition shingles.

350 East 38th Street

Block 1451 Lot 15

Contributing

Outbuildings: 1 stylistically similar, detached garage (C)

350 East 38th Street is a ca. 1918, 2 story, 3 bay, rectangular plan, wood frame, Colonial Revival style residence. The vinyl-sided house with symmetrical façade contains an altered, enclosed front porch supported by Tuscan columns, a center entry with oversized, glazed sidelights and an Arts & Crafts-influenced parapeted porch roof and shed roof dormer with overhang. Fenestration consists of 1/1 replacement sash, and the gable roof is covered in composition shingles.

353 East 38th Street

Block 1449 Lot 7

Contributing

Outbuildings: 1 detached garage (N/C)

353 East 38th Street is a ca. 1920, 2 story, 3 bay, square plan, wood frame, Dutch Colonial Revival style residence. The symmetrical façade contains a brick veneer at the 1st floor and vinyl siding at the 2nd floor. A projecting entry block features an open bed, pedimented portico with semidome. A replacement door is flanked by replacement sidelights. Fenestration consists of wood casement and 1/1 replacement sash. The gambrel roof is covered in composition shingles.

354 East 38th Street

Block 1451 Lot 14

Contributing

Outbuildings: 0

354 East 38th Street is a ca. 1916, 2 story, 2 bay, irregular plan, wood frame, Arts & Crafts style residence. The stucco-coated house contains the gable end to the street. The asymmetrical façade features a hip roofed porch with stucco-coated, arched openings, and a projecting entry with a Colonial Revival-inspired door surround. Fenestration consists of 1/1 replacement sash, and the hip roof, covered in slate tiles, contains a hipped, slate tile-clad dormer.

358 East 38th Street

Block 1451 Lot 14

Contributing

Outbuildings: 1 detached garage (N/C)

358 East 38th Street is a ca. 1913, 2 story, 2 bay, irregular plan, wood frame, Queen Anne style residence. The vinyl-sided house with symmetrical façade, contains an altered porch with stone veneer cladding, and an offset. Fenestration includes 1/1 replacement sash, and the hip roof, covered in composition shingles, contains an octagonal dormer.

United States Department of the Interior
National Park Service

National Register of Historic Places

Continuation Sheet – EASTSIDE PARK HISTORIC DISTRICT

PATERSON, PASSAIC COUNTY, NEW JERSEY

Section number 7 Page 93 of 148

359 East 38th Street

Block 1449 Lot 9

Contributing

Outbuildings: 1 detached garage (N/C)

359 East 38th Street is a ca. 1918, 2 story, 3 bay, irregular plan, wood frame, Colonial Revival style residence. The vinyl-sided house with symmetrical façade, contains an altered portico with replacement fluted Tuscan columns, and a replacement door & sidelights. Fenestration consists of 6/1 replacement sash and casements. The gable roof, covered in composition shingles, contains a pedimented dormer with a 1/2 round, glazed casement.

362 East 38th Street

Block 1451 Lot 12

Contributing

Outbuildings: 1 detached garage (N/C)

362 East 38th Street is a ca. 1913, 2 story, 2 bay, irregular plan, wood frame, Arts & Crafts style residence. The aluminum and board & batten-sided house with asymmetrical façade contains an enclosed porch, and the north end contains a 2 story bay projection. Fenestration consists of 1/1 replacement sash, and the hip roof, covered in slate tiles, contains a shed roofed dormer.

369 East 38th Street

Block 1449 Lot 11

Contributing

Outbuildings: 1 stylistically similar, detached garage (C)

369 East 38th Street is a ca. 1918, 2 story, 3 bay, rectangular plan, wood frame, Colonial Revival style residence. The stucco-coated and vinyl sided house contains a hip roofed wing at the south end. The symmetrical façade features a projecting, open bed pedimented door hood with an elliptical arch ceiling and curvilinear support brackets. The entry contains a replacement door & sidelights. Fenestration consists of tripartite replacement sash and paired, 1/1 replacement sash. The gable roof is covered in composition shingles.

385 East 38th Street

Block 1492 Lot 5

Contributing

Outbuildings: 1 detached garage (N/C)

385 East 38th Street is a ca. 1913, 2-1/2 story, 2 bay, irregular plan, wood frame, Arts & Crafts style residence. The vinyl sided house with gable end to the street contains an asymmetrical façade. A partially enclosed porch extends 1 story out to the south end. Arts & Crafts elements include tapered piers, window hoods and overhanging eaves. Fenestration consists of mixed wood sash. The gable roof is covered in composition shingles.

386 East 38th Street

Block 1490 Lot 24

Contributing

Outbuildings: 1 detached garage (N/C)

386 East 38th Street is a ca. 1918, 2 story, 3 bay, irregular plan, wood frame, Colonial Revival style residence. Clad in vinyl siding, the symmetrical façade contains an enclosed front porch with vinyl encased Tuscan piers, and a replacement door. 6/1 wood sash The hip roof, covered in slate tiles, contains an Arts & Crafts-influenced dormer with horizontally-oriented 12/12 sash.

United States Department of the Interior
National Park Service

National Register of Historic Places

Continuation Sheet – EASTSIDE PARK HISTORIC DISTRICT

PATERSON, PASSAIC COUNTY, NEW JERSEY

Section number 7

Page 94 of 148

389 East 38th Street

Block 1492 Lot 6

Contributing

Outbuildings: 1 detached garage (N/C)

389 East 38th Street is a ca. 1916, 2-1/2 story, 2 bay, irregular plan, wood frame, Arts & Crafts style residence. The vinyl-sided house with asymmetrical façade has been altered, but the form is intact. A new bay window, replacement door & sidelights are placed at the entry block. Fenestration consists of replacement sash. The hip roof, covered in composition shingles, contains a hipped dormer.

392 East 38th Street

Block 1491 Lot 20

Contributing

Outbuildings: 1 detached garage (N/C)

392 East 38th Street is a ca. 1922, 2 story, 3 bay, rectangular plan, wood frame, Dutch Colonial Revival style residence. Clad in wood clapboards, the house with symmetrical façade contains an engaged, full width porch with Arts & Crafts-inspired wood-shingled and trimmed piers. A recessed entryway features a 9-light, raised panel door flanked by leaded sidelights. Fenestration includes tripartite 8/1 sash flanked by 4/1 wood sash and 8/1 wood sash. The gambrel roof is covered in both slate tiles and composition shingles.

393 East 38th Street

Block 1492 Lot 7

Contributing

Outbuildings: 0

393 East 38th Street is a ca. 1916, 2 story, 2 bay, irregular plan, wood frame, Arts & Crafts style residence. The vinyl-sided house with symmetrical façade features an enclosed hip roofed porch which features a center entry with a 6-light, raised panel door flanked by 9-light fixed sash. Fenestration consists of tripartite 1/1 replacement sash flanked by 6-light fixed sash, and 1/1 replacement sash. The hip roof, covered in slate tiles, contains a hipped dormer. The house was featured in the 1923 book, *Paterson in Pictures*.

396 East 38th Street

Block 1491 Lot 19

Contributing

Outbuildings: 1 detached garage (N/C)

396 East 38th Street is a ca. 1918, 2 story, 3 bay, rectangular plan, wood frame, Colonial Revival style residence with Arts & Crafts-influence. The vinyl-sided house with symmetrical façade contains an enclosed porch with tripartite replacement casements, and vinyl-clad tapered piers. A single bay window is centered on the 2nd floor. Fenestration consists of replacement sash & casements. The hip roof, covered in composition shingles, contains a large gabled dormer with a bracketed overhang.

399 East 38th Street

Block 1492 Lot 7

Non-Contributing

Outbuildings: 1 detached garage (N/C)

399 East 38th Street is a ca. 1960, 2 story, 3 bay, rectangular plan, wood frame, Minimal Traditional style residence. The vinyl-sided house with symmetrical façade, features a yellow brick veneer at the 1st story. Fenestration consists of tripartite aluminum picture windows & 2/2 sash. The gable roof is covered in composition shingles.

United States Department of the Interior
National Park Service

National Register of Historic Places

Continuation Sheet – EASTSIDE PARK HISTORIC DISTRICT

PATERSON, PASSAIC COUNTY, NEW JERSEY

Section number 7

Page 95 of 148

400 East 38th Street Block 1491 Lot 18

Contributing

Outbuildings: 1 stylistically similar, detached garage (C)

400 East 38th Street is a 2-1/2 story, 2 bay, irregular plan, wood frame, Arts & Crafts style residence. Constructed in 1918, the two-family house, with gambrel end to the street, is clad in vinyl-siding, and contains a 2 story, projecting entrance block with tapered piers. Fenestration consists of mixed sash and casement windows, and the combination gambrel roof, covered in composition shingles, contains gabled dormers.

401 East 38th Street Block 1492 Lot 8

Contributing

Outbuildings: 1 detached garage (N/C)

401 East 38th Street is a ca. 1918, 2 story, 3 bay, rectangular plan, wood frame, Dutch Colonial Revival style residence. The vinyl sided house with symmetrical façade contains an enclosed, full width hip roofed porch with Arts & Crafts-inspired vinyl-clad piers. A center entry with an 8-light door is flanked by 8-light fixed sash. Additional fenestration consists of replacement sash. The gambrel roof is covered in composition shingles.

404 East 38th Street Block 1491 Lot 17

Contributing

Outbuildings: 0

404 East 38th Street is a 2 story, 3 bay, irregular plan, wood frame, Mission Revival style residence. Constructed in 1928, the stucco-coated house features the gable end to the street. The asymmetrical façade contains a slightly projecting, 1 story, center block with a hip roof and tripartite window. 1/2 round window openings are placed at the south bay and a single at the 2nd floor. An arched porte-cochere is integrated into the gable end. Fenestration consists of replacement sash. The gable roof, covered in composition shingles, contains shed roofed dormers.

405 East 38th Street Block 1492 Lot 9

Contributing

Outbuildings: 1 detached garage (N/C)

405 East 38th Street is a ca. 1920, 2-1/2 story, 3 bay, rectangular plan, wood frame, Dutch Colonial Revival style residence. The vinyl-sided house features the gable end to the street. The symmetrical façade contains a full width, hip-roofed porch with a projecting entry containing a raised panel replacement door flanked by single-light sidelights with 3-light transoms. Fenestration consists of replacement sash, and a roofed, 2nd story bay window. The gambrel roof is covered in composition shingles. (same plan as 408 East 37th Street) The house was featured in the 1923 book, *Paterson in Pictures*.

409 East 38th Street Block 1492 Lot 10

Contributing

Outbuildings: 1 detached garage (N/C)

409 East 38th Street is a ca. 1920, 2 story, 3 bay, rectangular plan, wood frame, Dutch Colonial Revival style residence. The vinyl-sided house with symmetrical façade contains a heavily altered entry porch with replacement windows and door. Fenestration consists of replacement sash, and the gambrel roof is covered in composition shingles.

United States Department of the Interior
National Park Service

National Register of Historic Places

Continuation Sheet – EASTSIDE PARK HISTORIC DISTRICT

PATERSON, PASSAIC COUNTY, NEW JERSEY

Section number 7 Page 96 of 148

410 East 38th Street

Block 1491 Lot 16

Contributing

Outbuildings: 1 detached garage (N/C)

410 East 38th Street is a 2 story, 3 bay, rectangular plan, wood frame, Dutch Colonial Revival style residence. Constructed in 1928, the house contains a brick veneer at the 1st floor, and wood clapboard siding at the 2nd floor. The symmetrical façade features an open bed pedimented door hood with an elliptical arch ceiling, supported by curved brackets. The entry contains a replacement door & sidelights. Fenestration consists of tripartite 6/1 wood sash and replacement sash. The gambrel roof is covered in composition shingles.

412 East 38th Street

Block 1491 Lot 16

Contributing

Outbuildings: 1 detached garage (N/C)

412 East 38th Street is a 2 story, 3 bay, rectangular plan, wood frame, Dutch Colonial Revival style residence. Constructed in 1926, the vinyl-sided house contains a hip roofed, 1 story wing at the north end. The symmetrical façade features a segmental arch, open bed, pedimented portico supported by Tuscan columns. A raised panel door is flanked by single-light sidelights. Fenestration consists of tripartite picture & casements and 10/1 sash. The gambrel roof is covered in composition shingles.

415 East 38th Street

Block 1492 Lot 11

Contributing

Outbuildings: 1 detached garage (N/C)

415 East 38th Street is a ca. 1920, 2 story, 3 bay, rectangular plan, wood frame, Colonial Revival style residence. The vinyl-sided house contains a small, 1 story, shed roof wing at the south end. The symmetrical façade features an enclosed porch with Tuscan columns, applied fanlight decorative elements, and a replacement door & sidelights. Fenestration consists of replacement casements and 8/1 wood sash. The gable roof is covered in composition shingles.

417 East 38th Street

Block 1492 Lot 12

Contributing

Outbuildings: 1 detached garage (N/C)

417 East 38th Street is a ca. 1922, 2 story, 3 bay, rectangular plan, wood frame, Dutch Colonial Revival style residence. The vinyl-sided house with symmetrical façade, contains an enclosed full width, hip roofed porch. The Arts & Crafts-inspired porch features vinyl-clad piers, and the center entry contains a replacement door & sidelights flanked by replacement windows. Fenestration consists of tripartite picture & sash replacements, and 1/1 aluminum replacement sash. The gambrel roof is covered in composition shingles.

422 East 38th Street

Block 1491 Lot 14

Contributing

Outbuildings: 1 detached garage (N/C)

422 East 38th Street is a ca. 1920, 1-1/2 story, 2 bay, rectangular plan, wood frame, Arts & Crafts style residence. The vinyl-sided, altered bungalow, features a symmetrical façade with replacement door & windows. Fenestration consists of 1/1 replacement sash, and the gable roof is covered in composition shingles.

United States Department of the Interior
National Park Service

National Register of Historic Places

Continuation Sheet – EASTSIDE PARK HISTORIC DISTRICT

PATERSON, PASSAIC COUNTY, NEW JERSEY

Section number 7

Page 97 of 148

423 East 38th Street

Block 1492 Lot 12

Contributing

Outbuildings: 1 detached garage (N/C)

423 East 38th Street is a ca. 1923, 2 story, 4 bay, irregular plan, wood frame, Dutch Colonial Revival style residence. The wood clapboard-sided house with asymmetrical façade contains a projecting block with flared eaves and a large, open bed pedimented dormer. The center entry features a hip roofed portico with Tuscan-inspired support piers. Fenestration consists of 6/1 wood sash, and the gambrel roof is covered in composition shingles.

439 East 38th Street

Block 1484 Lot 5A

Non-Contributing

Outbuildings: 0

423 East 38th Street is a 2 story, 3 bay, irregular plan, wood frame, Colonial Revival style residence. Constructed in 1954, the brick veneer and vinyl-sided house with asymmetrical façade, features a shed roof projection with entry door, and a basement level garage. Fenestration consists of horizontally-oriented 2/2 sash, and the gable roof is covered in composition shingles.

444 East 38th Street

Block 1485 Lot 17

Contributing

Outbuildings: 1 detached garage (N/C)

444 East 38th Street is a 2½ story, irregular plan, wood frame, Tudor Revival style residence. Constructed c.1918, the vinyl-sided house with asymmetrical façade contains an offset gable, a pent roofed projection with a gabled door hood featuring decorative timber trim, and a tripartite casement with splayed diamond-pattern glazing in upper 1/3rd. Fenestration consists of 6/1 sash, and the gable roof is covered in composition shingles.

445 East 38th Street

Block 1484 Lot 5

Non-Contributing

Outbuildings: 0

445 East 38th Street is a 2 story, 3 bay, irregular plan, wood frame, Colonial Revival style residence. Constructed in 1954, the brick veneer and vinyl-sided house with asymmetrical façade, features a gabled projection with entry door, and a basement level garage. Fenestration consists of replacement tripartite picture window, and 1/1 replacement, and the gable roof is covered in composition shingles.

447 East 38th Street

Block 1484 Lot 6

Contributing

Outbuildings: 1 tool shed (N/C)

447 East 38th Street is a 2 story, irregular plan, wood frame, Tudor Revival style residence. Constructed in 1935 with an integrated garage, the wood-shingled house with a double-gabled asymmetrical façade, contains an offset, Colonial Revival-inspired door surround with a swan-neck pediment, bolection mold entablature, and Tuscan pilasters. Fenestration consists of 1/1 vinyl replacement sash and the gable roof is covered in composition shingles.

United States Department of the Interior
National Park Service

National Register of Historic Places

Continuation Sheet – EASTSIDE PARK HISTORIC DISTRICT

PATERSON, PASSAIC COUNTY, NEW JERSEY

Section number 7

Page 98 of 148

450 East 38th Street

Block 1485 Lot 16

Contributing

Outbuildings: 1 stylistically similar, detached garage (C)

450 East 38th Street is a 2½ story, irregular plan, wood frame, Tudor Revival style residence. Constructed c.1918, the asymmetrical, multi-gabled façade features a random coursed, stone veneer gabled entryway, a 1/2 round entry with a vertical plank door. Central to the façade is a random coursed stone veneer chimney stack, finished in red brick above the roofline. Faux 1/2 timbering is placed in the gables at the 2nd floor. Fenestration consists of replacement sash and the gable roof is covered in composition shingles.

451 East 38th Street

Block 1484 Lots 7 & 8

Key (NJ DEP Inv. 1608-515)

Outbuildings: 1 stylistically similar, detached garage (C)

451 East 38th Street is a 1-1/2, 2 story, rectangular plan, brick, Mediterranean Revival style residence. Constructed in 1923, the symmetrical façade contains a Palladian entryway with Tuscan columns flanked by Tuscan pilasters, a recessed doorway with sunburst pattern crown, and 10-light, glazed sidelights. The engaged, hipped dormer contains two, tripartite 8-light casements. At the roofline, overhanging eaves contain simple brackets. Fenestration consists of paired, 10-light casements and the hip roof is covered in Spanish, clay tiles. (see photo 68)

452 East 38th Street

Block 1485 Lot 15

Contributing

Outbuildings: 1 detached garage (N/C)

452 East 38th Street is a 2½ story, 3 bay, irregular plan, wood frame, Tudor Revival style residence. Constructed c.1918, the wood clapboard and wood shingle-sided, eclectic Tudor/Gothic Revival hybrid with asymmetrical façade, contains a projecting entry block with a steep, gabled door hood, and partially-bracketed roofline. Fenestration consists of 6/1 wood sash. The hip roof, covered in composition shingles, contains a single, gabled dormer with a 1/2 round casement window.

456 East 38th Street

Block 1491 Lot 16

Contributing

Outbuildings: 1 detached garage (N/C)

456 East 38th Street is a 2 story, 2 bay, rectangular plan, wood frame, Dutch Colonial Revival style residence. Constructed in 1924, the wood clapboard-sided house with symmetrical façade contains a projecting entry block with a cantilevered, gabled door hood, and a raised panel door flanked by sidelights with pedestal bases. Fenestration consists of tripartite 6/1 sash flanked by 4/1 wood sash, and, paired 6/1 wood sash. The gambrel roof is covered in composition shingles.

460 East 38th Street

Block 1485 Lot 13

Contributing

Outbuildings: 0

460 East 38th Street is a 1 story, 3 bay, irregular plan, brick, Ranch style residence. Constructed in 1953, the asymmetrical façade contains a center entry with a hip roof portico, a projecting block with a 7-part bow window, and a recessed garage block. Fenestration consists of horizontally oriented 2/2 sash. The hip roof is covered in composition shingles.

United States Department of the Interior
National Park Service

National Register of Historic Places

Continuation Sheet – EASTSIDE PARK HISTORIC DISTRICT

PATERSON, PASSAIC COUNTY, NEW JERSEY

Section number 7

Page 99 of 148

466 East 38th Street

Block 1485 Lot 12

Contributing

Outbuildings: 0

466 East 38th Street is a ca. 1949, 2 story, irregular plan, wood frame, Tudor Revival style residence. The asymmetrical façade features brick veneer and random stone veneer at the 1st floor, and a vinyl-sided projecting gable end block with a garage and a recessed entryway. Fenestration consists of a single, tripartite picture window flanked by 6/6 sash, and 6/1 sash. The gable roof, covered in composition shingles, contains an engaged shed roof dormer.

467 East 38th Street

Block 1484 Lot 9

Contributing

Outbuildings: 0

467 East 38th Street is a 2 story, rectangular plan, wood frame, Colonial Revival style residence. Constructed in 1952, the vinyl-sided house with symmetrical façade contains a simple portico supported by wrought-iron decorative framework, surmounted by a wrought iron railing. The entry consists of a simple door surround with a raised panel door, and a octagonal, glazed oculus window is centered at 2nd floor. The hip roof is covered in composition shingles.

469 East 38th Street

Block 1484 Lot 10

Contributing

Outbuildings: 1 detached garage (N/C)

469 East 38th Street is a 2 story, rectangular plan, wood frame, Colonial Revival style residence. Constructed in 1926, the vinyl-sided house with symmetrical façade contains a projecting, gable ended entry block with an offset replacement door and tripartite window. Fenestration consists of mixed sash. The gable roof, covered in composition shingles, contains a large dormer with three, 3/1 sash.

470 East 38th Street

Block 1485 Lot 13

Contributing

Outbuildings: 0

470 East 38th Street is a 1 story, 3 bay, irregular plan, wood frame, Ranch style residence. Constructed in 1950, the wood-clapboard-sided house with symmetrical façade is a Modern-inspired Ranch with a plain entry door, and CMU wall at the south end. Fenestration consists of clerestory, roofline windows, and the hip roof is covered in composition shingles.

485 East 38th Street

Block 1550 Lot 2

Key

Outbuildings: 0

485 East 38th Street is a ca.1879, 2-1/2 story, 3 bay, irregular plan, wood frame, Victorian Italianate style residence. Clad in composite shingles with an asymmetrical facade, the house contains projecting half bays at both ends, roofed bay windows at the 1st and 2nd floor north bay. A flat roofed portico with decorative trim, features a segmental arch door surround with a replacement door surmounted by a 2-light transom. Italianate detailing includes cornice moldings with carved brackets, and a carved bargeboard. Fenestration includes 2/2 wood sash, and paired sash at gable end attic level. The gable roof, covered in composition shingles, contains a gabled side dormer. (see photo 63)

United States Department of the Interior
National Park Service

National Register of Historic Places

Continuation Sheet – EASTSIDE PARK HISTORIC DISTRICT

PATERSON, PASSAIC COUNTY, NEW JERSEY

Section number 7 Page 100 of 148

487 East 38th Street

Block 1550 Lot 2

Contributing

Outbuildings: 0

487 East 38th Street is a ca.1879, 2-1/2 story, 2 bay, irregular plan, wood frame, Victorian Italianate style residence. The heavily altered Victorian with asymmetrical façade, contains a faux stone veneer at the 1st floor, and vinyl siding at the upper portions. The entry features a 1920's Colonial Revival triangular pedimented portico with a segmental arch ceiling, supported by Tuscan columns. The Federal style-inspired door surround contains an elliptical leaded fanlight and sidelights. Fenestration includes 1/1 replacement sash, and the gable roof, covered in composition shingles, contains a gabled side dormer.

493 East 38th Street

Block 1550 Lot 4

Non-Contributing

Outbuildings: 1 detached garage (N/C)

493 East 38th Street is a ca.1879, 2-1/2 story, 2 bay, rectangular plan, wood frame, Second Empire style residence. The heavily altered, aluminum-sided Victorian with asymmetrical façade, contains an enclosed porch, and an aluminum clad cornice. Fenestration includes 1/1 replacement sash and the mansard type roof is covered in fish-scale shingles.

497 East 38th Street

Block 1550 Lot 5

Contributing

Outbuildings: 1 detached garage (N/C)

497 East 38th Street is a ca.1898, 2-1/2 story, 2 bay, rectangular plan, wood frame, Colonial Revival style residence. Clad in vinyl-siding with the gable end to the street, the asymmetrical façade contains an enclosed, flat roofed porch with a raised, 21-panel replacement door, an offset 2 story bay projection, and a Colonial Revival type Palladian window at the attic level gable end. Fenestration includes 1/1 replacement sash, and the cross-gable roof is covered in composition shingles.

499 East 38th Street

Block 1550 Lot 6

Contributing

Outbuildings: 0

499 East 38th Street is a 3 story, 2 bay, irregular plan, wood frame, Queen Anne style residence. Constructed in 1888, the faux stone and vinyl-sided house contains an asymmetrical façade with an offset, 3 story bay projection terminating in an octagonal turret with an octagonal, pointed roof. The smaller north bay contains a 2nd story blank bay surmounted by a small gable. A flat roofed portico is supported by a wrought iron framework, and contains a 6-light raised panel door. Fenestration consists of 1/1 replacement sash, and the gable roof is covered in composition shingles.

501 East 38th Street

Block 1550 Lot 7

Contributing

Outbuildings: 0

501 East 38th Street is a ca. 1888, 3 story, 2 bay, irregular plan, wood frame, Queen Anne style residence. Clad in vinyl siding, the house, with asymmetrical façade, contains an offset, 3 story bay projection terminating in an octagonal turret with a flat roof. The smaller north bay contains a 2nd story blank bay surmounted by an angled roof end. A flat roofed portico supported by wood piers contains a 2-light raised panel door. Fenestration includes 1/1 replacement sash and the gable roof is covered in composition shingles. (same plan as 499 East 38th without the tower roof)

United States Department of the Interior
National Park Service

National Register of Historic Places

Continuation Sheet – EASTSIDE PARK HISTORIC DISTRICT

PATERSON, PASSAIC COUNTY, NEW JERSEY

Section number 7 Page 101 of 148

503 East 38th Street Block 1550 Lot 8

Contributing

Outbuildings: 0

503 East 38th Street is a ca. 1923, 2-1/2 story, 3 bay, rectangular plan, wood frame, vernacular Colonial Revival style residence. Clad in vinyl siding, the two-family house, with asymmetrical façade, features a recessed northern bay containing a flat roofed portico supported by wrought-iron framework, and replacement doors. Aluminum awnings cover triple sash at the 1st and 2nd floors of the front projection. Fenestration includes 1/1 replacement sash and the combination hip and gable roof is covered in composition shingles.

505 East 38th Street Block 1550 Lot 9

Contributing

Outbuildings: 1 aluminum toolshed (N/C)

505 East 38th Street is a ca. 1879, 2-1/2 story, 2 bay, rectangular plan, wood frame, Second Empire style residence. Clad in aluminum siding and featuring an asymmetrical façade, the house contains a flat roofed porch with paired, 10-light outer doors surmounted by a 4-light transom. A 2 story bay window is placed at the southern bay. Fenestration consists of 1/1 aluminum replacement sash, and the mansard type roof is covered in aluminum clapboards. (same plan as 493 East 38th Street)

509 East 38th Street Block 1550 Lot 10

Contributing

Outbuildings: 0

509 East 38th Street is a ca. 1888, 2-1/2 story, 2 bay, irregular plan, wood frame, Queen Anne style residence. Clad in vinyl siding the asymmetrical façade features an offset angled bay at the south end with pointed roof. An enclosed, projecting porch contains a pedimented roof and aluminum door hood. A shed roof covers an attached garage bay at the south end. Fenestration consists of mixed replacement sash, and the gable roof, covered in composition shingles, contains a hipped dormer with offset sash at north end.

39th Street

56 East 39th Street Block 1571 Lot 9

Contributing

Outbuildings: 0

56 East 39th Street is a 1 story, irregular plan, wood frame, Modern Contemporary style residence. Constructed in 1949 with an integrated garage, the asymmetrically massed house, with a curved façade, features a combination of brick, vertical planking and random course stone veneer. Fenestration consists of aluminum casements, and the flat roof is covered in asphalt.

United States Department of the Interior
National Park Service

National Register of Historic Places

Continuation Sheet – EASTSIDE PARK HISTORIC DISTRICT

PATERSON, PASSAIC COUNTY, NEW JERSEY

Section number 7

Page 102 of 148

81 East 39th Street

Block 1577 Lot 1

Key (NJ DEP Inv. 1608-114)

Outbuildings: 2 period service buildings (C)

81 East 39th Street is a 2 story, 3 bay, U shaped plan, brick & wood frame, Italian Renaissance-inspired institutional building. Constructed in 1906, the building features a river rock veneer at the foundation level, pressed brick and cut stone at the 1st story, and wood shingle-siding at the 2nd floor. The building, with symmetrical façade, has been heavily altered with the addition of a contemporary, glass-enclosed & shed roofed entranceway in the recessed center section, and replacement windows. The outer bays contain open-gabled porches with truss brackets and simple hand rails. The hip roof, with overhanging eaves featuring exposed rafter tails, is covered in Spanish clay tiles. Constructed as a carriage house for the Kilbarchan estate (91-121 East 38th Street), the eclectic building has been converted to an institutional building. Despite the alterations, the form and major architectural features remain intact. (see photo 18)

84 East 39th Street

Block 1576 Lot 17

Non-Contributing

Outbuildings: 0

84 East 39th Street is a ca. 1964, 2 story, 3 bay rectangular plan, wood frame, Neo-Colonial style residence. The brick veneer and staggered wood shingle-sided house, built with an integrated garage, contains a flush, raised panel entrance door flanked by sidelights, and the 1st floor window heights are offset. Fenestration consists of tripartite multi-light sash flanked by 4/1 sash, and 6/6 sash. The gable roof is covered in composition shingles.

88 East 39th Street

Block 1576 Lot 16

Contributing

Outbuildings: 0

88 East 39th Street is a 1 story, 5 bay, irregular plan, wood frame, Ranch style residence. Constructed in 1950, the aluminum-sided house with asymmetrical façade contains a large bow window flanking the entrance door, and a projecting section with combination clapboard & board & batten style siding. Fenestration consists of 1/1 sash, and the hip roof is covered in composition shingles.

91-121 East 39th Street

Block 1577 Lot 1

Key (NJ DEP Inv. 1608-114)

Outbuildings: 1 detached garage (N/C)

91-121 East 39th Street is a 2 story, 8 bay, irregular plan, brick, Italian Renaissance style residential building designed by New York architects Welch, Smith and Provot. Constructed in 1906, the house contains a 3 bay, slightly off-axis block at the north end, and a flat-roofed, single story open porch at the south end. The symmetrical main block features a large, flat-roofed porte-cochere with a recessed entranceway. Major architectural elements include cut-stone window surround with keystones, Renaissance-inspired balustrades, Tuscan columns, and a Palladian-inspired Classical Revival stairhall window above the porte-cochere. The entrance consists of a classical-inspired, pedimented door surround flanked by steel tracery sidelights. Fenestration, where not boarded over, consists of 1/1 wood sash. The hip roof, covered in Spanish clay tiles, contains large chimney stacks and hipped dormers. The house is currently vacant and has the doorway and numerous windows boarded (see photo 19 and Section 8, page 6).

96 East 39th Street

Block 1576 Lot 15

Contributing

Outbuildings: 1 detached embankment garage (N/C)

96 East 39th Street is a 2 story, 3 bay, rectangular plan, wood frame, Prairie variant style residence. Constructed in 1911, the stucco-coated house with symmetrical façade contains the entrance oriented perpendicular to the

United States Department of the Interior
National Park Service

National Register of Historic Places

Continuation Sheet – EASTSIDE PARK HISTORIC DISTRICT PATERSON, PASSAIC COUNTY, NEW JERSEY

Section number 7

Page 103 of 148

street with a single, large oriel window. Fenestration consists of 8/1 sash, and the hip roof is covered in composition shingles.

100 East 39th Street Block 1576 Lot 14
Contributing
Outbuildings: 0

100 East 39th Street is a 2 story, 3 bay, rectangular plan, wood frame, Colonial Revival style residence. Constructed in 1903, the stucco-coated house with asymmetrical façade contains a projecting bay section, and a 2 bay front porch with integrated Colonial Revival style portico. Fenestration consists of a 5 section 4/1 sash, and 4/1 sash. The hip roof is covered in composition shingles.

104 East 39th Street Block 1576 Lot 13A
Non-Contributing
Outbuildings: 0

104 East 39th Street is a 1 story, 5 bay, irregular plan, wood frame, Ranch style residence. Constructed in 1956 with an integrated garage, the asymmetrical façade, clad in brick veneer, contains a major projecting section with board & batten siding. Fenestration consists of casement windows, and the hip roof is covered in composition shingles.

108 East 39th Street Block 1576 Lot 13
Contributing
Outbuildings: 0

108 East 39th Street is a 2 story, 3 bay, irregular plan, wood frame, Colonial Revival style residence. Constructed in 1909, the aluminum-sided house with symmetrical façade features a side entry with a simple, pedimented portico. Fenestration consists of 1/1 sash and the gable roof is covered in composition shingles.

112 East 39th Street Block 1576 Lot 12
Non-Contributing
Outbuildings: 0

112 East 39th Street is a 1 story, 5 bay, irregular plan, brick, Ranch style residence. Constructed in 1954 with an integrated garage, the asymmetrical façade contains a major projecting section, clad in vinyl siding. Fenestration consists of 1/1 sash, and the cross-gable roof is covered in composition shingles.

130 East 39th Street Block 1576 Lot 11
Key (NJ DEP Inv. 1608-116)
Outbuildings: 1 stylistically similar, detached garage (C)

130 East 39th Street is a 2 story, 5 bay, irregular plan, wood frame, English Arts & Crafts style residence. Constructed in 1903, the unique building has been altered with a non-contributing 1 story addition at the south end and replacement door and sidelights. The stepped wood shingle-sided and stucco coated house with asymmetrical façade contains a large, stucco-coated projection with a tripartite picture window with transoms at the 1st floor, and an oriel window at the 2nd floor, surmounted by an overhanging gabled jetty, supported by large decorative brackets. Features include a massive, offset chimney stack, steep overhanging eaves with decorative brackets, and flared shingles at each floor. Fenestration includes tripartite picture windows, and varied, multi-pane/1 sash. The hip roof is covered in fish-scale slate tiles and contains a large, hipped-roof portico with matching eave brackets. (see photo 20)

United States Department of the Interior
National Park Service

National Register of Historic Places

Continuation Sheet – EASTSIDE PARK HISTORIC DISTRICT

PATERSON, PASSAIC COUNTY, NEW JERSEY

Section number 7

Page 104 of 148

303 East 39th Street

Block 1447 Lot 4

Contributing

Outbuildings: 0

303 East 39th Street is a ca. 1938, 2 story, 4 bay, rectangular plan, wood frame, Colonial Revival style residence. The house, with a brick veneer at the 1st floor, features an asymmetrical façade. The offset entry door contains an engaged door surround with a swan neck pediment, fluted pilasters, and a replacement door with a 4-light transom. A single projecting gable end with a tripartite window & and sash with sunburst window head, lies at the north bay. Fenestration includes tripartite 6/1 sash flanked by 4/1 and replacement sash. The gable roof is covered in composition shingles.

304-310 East 39th Street

Block 1450 Lot 7

Non-Contributing

Outbuildings: 0

304-310 East 39th Street is a 2 story, 5 bay, rectangular plan, wood frame residence. Currently under construction, the framed house with reinforced-concrete foundation features only a decorative fanlight above what will be the entry. The gable roof is covered in composition shingles.

320 East 39th Street

Block 1450 Lot 6

Non-Contributing

Outbuildings: 0

320 East 39th Street is a 2 story, irregular plan, wood frame, International style residence. Constructed in 1956, the asymmetrically massed house contains a ground floor entry with three fixed casements and garage bay to the north, and a cantilevered 2nd floor projection with tiled façade and cantilevered, overhanging eave. Projecting, brick-clad raised patios with perimeter hedgerows flank the house. Fenestration consists of casement, and awning windows. The house has a flat roof.

321 East 39th Street

Block 1447 Lot 6A

Contributing

Outbuildings: 0

321 East 39th Street is a 1-1/2 story, 3 bay, irregular plan, wood frame, Minimal Traditional style residence. Constructed in 1949 with an attached garage, the house, with symmetrical façade features a random-coursed stone veneer, and a projecting, gabled central block. An aluminum door hood, covering the entrance, is flanked by single, leaded oculus windows. Fenestration consists of 5-part bow window and a 20-light fixed sash. The hip roof is covered in wood shingles.

330 East 39th Street

Block 1450 Lot 5

Contributing

Outbuildings: 0

330 East 39th Street is a 2 story, irregular plan, wood frame, Modern Contemporary style residence. Constructed in 1949 with an integrated garage, the house features an asymmetrical façade. Clad in mixed, random-coursed stone veneer, brick veneer, stucco coating and vinyl siding, it contains a raised entry with an aluminum door hood covering a replacement door. Fenestration consists of casement windows. The house has a flat roof.

United States Department of the Interior
National Park Service

National Register of Historic Places

Continuation Sheet – EASTSIDE PARK HISTORIC DISTRICT

PATERSON, PASSAIC COUNTY, NEW JERSEY

Section number 7 Page 105 of 148

333 East 39th Street Block 1447 Lot 7
Contributing

Outbuildings: 0

333 East 39th Street is a ca. 1949, 1-1/2 story, irregular plan, brick, Modern Contemporary style residence. The asymmetrical façade contains a central block with a bow window, an offset, random-coursed, stone chimney stack, and an offset, recessed entry with a plain door flanked by single-light sidelights. Fenestration consists of casement windows. The hip roof, covered in composition shingles, contains a shed roofed dormer.

341 East 39th Street Block 1448 Lot 4
Contributing

Outbuildings: 1 detached garage (N/C)

341 East 39th Street is a ca. 1918, 2-1/2 story, irregular plan, wood frame, Arts & Crafts style residence. The vinyl-sided house, with symmetrical façade, features the gambrel end to the street. A 2 story, projecting entrance block with tapered piers, contains an open porch with a replacement, paired entry door. Fenestration consists of mixed wood sash and replacement sash. The gambrel roof, covered in composition shingles, contains gabled dormers.

345-347 East 39th Street Block 1448 Lot 5
Contributing

Outbuildings: 1 detached garage (N/C)

345-347 East 39th Street is a ca. 1926, 2 story, 2 bay, irregular plan, wood frame, Colonial Revival style residence. The vinyl-sided two-family house, with asymmetrical façade, features the gable end to the street. The house contains a pent roof with integrated, gabled door hoods, tripartite windows centered at the 1st and 2nd floors, and a 1/2 round sash window in the attic gable. Fenestration consists of tripartite 8/1 sash flanked by 6/1 sash, and mixed sash. The cross-gable roof is covered in composition shingles.

346 East 39th Street Block 1449 Lot 19
Contributing

Outbuildings: 1 detached garage (N/C)

346 East 39th Street is a ca. 1918, 2 story, 2 bay, irregular plan, wood frame, Colonial Revival style residence. The vinyl-sided two-family house, with asymmetrical façade, features the gable end to the street. The front porch contains replacement columns and railing. Elements include a gable ended 2nd story porch, a south bay with a 2 story bay window, and replacement doors. Fenestration consists of 1/1 replacement sash, and the gable roof is covered in composition shingles.

350 East 39th Street Block 1449 Lot 18
Contributing

Outbuildings: 1 detached garage (N/C)

350 East 39th Street is a ca. 1918, 2 story, 2 bay, irregular plan, wood frame, Arts & Crafts style residence. The vinyl-sided two-family house, with asymmetrical façade, contains a screened-in front porch with stucco-coated piers. Elements include a hip roofed, 2nd story porch, and a south bay with a 2 story bay window. Fenestration consists of 1/1 replacement sash, and the hip roof is covered in composition shingles.

United States Department of the Interior
National Park Service

National Register of Historic Places

Continuation Sheet – EASTSIDE PARK HISTORIC DISTRICT

PATERSON, PASSAIC COUNTY, NEW JERSEY

Section number 7 Page 106 of 148

351 East 39th Street Block 1448 Lot 6

Contributing

Outbuildings: 1 detached garage (N/C)

351 East 39th Street is a ca. 1923, 2 story, 2 bay, rectangular plan, wood frame, Arts & Crafts style residence. The aluminum-sided house with symmetrical façade contains an integrated, enclosed porch with multi-pane casements, and an offset entry door flanked by 10-light sidelights. Fenestration includes 1/1 replacement sash at the 2nd floor. The gable roof, covered in composition shingles, contains a large, pedimented dormer.

352 East 39th Street Block 1449 Lot 17

Contributing

Outbuildings: 0

352 East 39th Street is a ca. 1923, 2 story, 2 bay, rectangular plan, wood frame, Dutch Colonial Revival style residence. The vinyl-sided house with symmetrical façade, features the gable end to the street. A hip roofed, enclosed entry porch supported by Tuscan columns, contains an offset entry door. Fenestration consists of 1/1 replacement sash, and the gambrel roof is covered in composition shingles.

355 East 39th Street Block 1448 Lot 7

Contributing

Outbuildings: 1 detached garage (N/C)

355 East 39th Street is a ca. 1923, 2 story, 2 bay, rectangular plan, wood frame, Arts & Crafts style residence. The vinyl-sided house with an altered, asymmetrical façade, contains a brick veneer, replacement door and bow window. Fenestration consists of mixed replacement sash, and the gable roof, covered in composition shingles, contains a large, hipped dormer with triple sash.

356 East 39th Street Block 1449 Lot 16

Contributing

Outbuildings: 0

356 East 39th Street is a ca. 1926, 2 story, 2 bay, rectangular plan, wood frame, Dutch Colonial Revival style residence. The vinyl-sided house with symmetrical façade, contains a shed roofed, infilled porch with vinyl-clad piers and aluminum sash. Fenestration consists of 6/1 sash, and the gambrel roof is covered in both slate tiles and composition shingles.

359 East 39th Street Block 1448 Lot 8

Contributing

Outbuildings: 1 stylistically similar, detached garage (C)

359 East 39th Street is a ca. 1923, 2 story, 2 bay, rectangular plan, wood frame, Arts & Crafts style residence. Clad in vinyl siding, the house features a symmetrical façade. An integrated, infilled porch with vinyl-clad piers contains vinyl replacement casements & sash. Fenestration consists of mixed sash, and the gable roof, covered in composition shingles, contains a large gabled dormer.

360 East 39th Street Block 1449 Lot 15

Non-Contributing

Outbuildings: 1 detached garage (N/C)

360 East 39th Street is a ca. 1918, 2 story, 2 bay, rectangular plan, wood frame, Arts & Crafts style residence. The vinyl-sided house has been heavily altered with a brick veneer at the 1st floor, replacement door and windows. Fenestration consists of mixed replacement windows, and the gable roof is covered in composition shingles.

United States Department of the Interior
National Park Service

National Register of Historic Places

Continuation Sheet – EASTSIDE PARK HISTORIC DISTRICT

PATERSON, PASSAIC COUNTY, NEW JERSEY

Section number 7 Page 107 of 148

362 East 39th Street Block 1449 Lot 14
Contributing

Outbuildings: 1 detached garage (N/C)

362 East 39th Street is a ca. 1918, 2-1/2 story, 2 bay, rectangular plan, wood frame, Colonial Revival style residence. The wood shingle-sided house with gambrel end to the street and asymmetrical façade, contains a 2-story projecting enclosed porch with a side entrance. Fenestration consists of 1/1 replacement sash, and the gambrel roof, covered in slate tiles, contains shed roofed and gambrel dormers.

363 East 39th Street Block 1448 Lot 9
Contributing

Outbuildings: 1 detached garage (N/C)

363 East 39th Street is a ca. 1923, 2 story, 2 bay, rectangular plan, wood frame, Arts & Crafts style residence. The house is clad in wood clapboard siding at the 1st floor, and wood shingle siding at the 2nd floor. The integrated, enclosed porch with parge-coated tapered piers, contains a replacement door. Fenestration consists of mixed wood sash, and 6/1 sash at the 2nd floor. The gable roof, covered in composition shingles, contains a large hip roofed dormer with exposed rafter tails.

365 East 39th Street Block 1448 Lot 10
Contributing

Outbuildings: 1 detached garage (N/C)

365 East 39th Street is a ca. 1918, 2-1/2 story, 2 bay, rectangular plan, wood frame, Arts & Crafts style residence. The vinyl-sided, two-family house with gambrel end to the street, features a symmetrical façade. An enclosed, full width hip roofed porch with Arts & Crafts inspired vinyl-clad piers, features louvered glass at the 1st floor, and original 5-part, 16-light casements at the 2nd floor. Fenestration consists of 1/1 aluminum replacement sash. The gambrel roof, covered in composition shingles, contains gabled dormers.

369 East 39th Street Block 1448 Lot 11
Contributing

Outbuildings: 1 detached garage (N/C)

369 East 39th Street is a ca. 1918, 2-1/2 story, 2 bay, rectangular plan, wood frame, Arts & Crafts style residence. The vinyl-sided, two-family house with gambrel end to the street, features a symmetrical façade. An enclosed, full width hip roofed porch with Arts & Crafts inspired vinyl-clad piers, is open at the 1st floor, and enclosed at the 2nd floor. Fenestration consists of 1/1 replacement sash. The gambrel roof, covered in composition shingles, contains gabled dormers.

383 East 39th Street Block 1493 Lot 4
Contributing

Outbuildings: 1 stylistically similar, detached garage (C)

383 East 39th Street is a ca. 1922, 2 story, 3 bay, rectangular plan, wood frame, Colonial Revival style residence. The vinyl-sided house contains 1 story hip roofed wings at both ends. The symmetrical façade features a pedimented portico supported by Tuscan columns. The entry is flanked by single-light sidelights on pedestal panels. Fenestration consists of tripartite picture windows flanked by 1/1 replacement sash, and paired 1/1 replacement sash. The hip roof is covered in slate tiles.

United States Department of the Interior
National Park Service

National Register of Historic Places

Continuation Sheet – EASTSIDE PARK HISTORIC DISTRICT

PATERSON, PASSAIC COUNTY, NEW JERSEY

Section number 7 Page 108 of 148

384 East 39th Street Block 1492 Lot 1

Contributing

Outbuildings: 0

384 East 39th Street is a ca. 1923, 2 story, 3 bay, rectangular plan, wood frame, Dutch Colonial Revival style residence. The aluminum-sided house contains a 1 story, integrated porch at south end. The symmetrical façade features a simple, pedimented portico projecting from a pent roof, and supported by wrought iron stanchions. Fenestration consists of tripartite 10/1 sash flanked by 4/1 replacement sash, and 8/1 replacement sash at the 2nd floor. The gambrel roof is covered in composition shingles.

388 East 39th Street Block 1492 Lot 22

Contributing

Outbuildings: 1 detached garage (N/C)

388 East 39th Street is a ca. 1922, 2-1/2 story, 2 bay, irregular plan, wood frame, Arts & Crafts style residence. The vinyl-sided house with gambrel end to the street and asymmetrical façade, contains a 2-story projecting, enclosed porch with a side entrance. Fenestration consists of 1/1 replacement sash, and the gambrel roof, covered in composition shingles, contains shed roofed dormers.

389 East 39th Street Block 1493 Lot 5

Contributing

Outbuildings: 0

389 East 39th Street is a ca. 1918, 2-1/2 story, 2 bay, irregular plan, wood frame, Arts & Crafts style residence. The vinyl-sided house with gambrel end to the street and asymmetrical façade, contains a 2-story projecting enclosed porch open at 1st floor, featuring a single-light, paired door with a side entrance. Fenestration consists of 1/1 replacement sash, and the gambrel roof, covered in composition shingles, contains shed roofed dormers.

391 East 39th Street Block 1493 Lot 6

Contributing

Outbuildings: 0

391 East 39th Street is a ca. 1918, 2 story, 3 bay, rectangular plan, wood frame, Arts & Crafts style residence. The wood clapboard-sided house with symmetrical facade contains an integrated porch supported by wood shingle-clad piers with decorative trim. The piers are infilled with paneled knee-walls and multi-light wood casements. Additional features include a 15-light wood porch door with 3-light transom, and exposed rafter tails. Fenestration consists of mixed, multi-light wood sash, and the gable roof is covered in composition shingles.

392 East 39th Street Block 1492 Lot 21

Contributing

Outbuildings: 1 detached garage (N/C)

392 East 39th Street is a 2 story, 3 bay, irregular plan, wood frame, Tudor Revival style residence. Constructed in 1926, the vinyl-sided house features a brick veneer-clad, porch facing the street with 4-light fixed sash, and a large, engaged chimney stack. The atypical orientation features a double-gable façade oriented to the north with the entrance door facing the street. Fenestration consists of 1/1 replacement sash and the gable roof is covered in slate tiles.

United States Department of the Interior
National Park Service

National Register of Historic Places

Continuation Sheet – EASTSIDE PARK HISTORIC DISTRICT

PATERSON, PASSAIC COUNTY, NEW JERSEY

Section number 7

Page 109 of 148

395 East 39th Street

Block 1493 Lot 7

Contributing

Outbuildings: 1 detached garage (N/C)

395 East 39th Street is a ca. 1924, 2 story, 2 bay, square plan, wood frame, Dutch Colonial Revival style residence. With a 1 story, flat roofed wing at south end, the house contains a brick veneer at the 1st floor, and vinyl-siding at the 2nd floor. The symmetrical façade features a projecting, enclosed entry block with a gabled roof and raised panel door. Fenestration consists of 8/1 and 6/1 wood sash, and the gambrel roof is covered in slate tiles.

396 East 39th Street

Block 1492 Lot 20

Contributing

Outbuildings: 1 detached garage (N/C)

396 East 39th Street is a ca. 1921, 2 story, 3 bay, rectangular plan, wood frame, Dutch Colonial Revival style residence. The vinyl-sided house with symmetrical façade contains an integrated, shed roofed porch with vinyl-encased piers, infilled with a replacement door and sash. Fenestration consists of 1/1 replacement sash and the gambrel roof is covered in composition shingles.

400 East 39th Street

Block 1492 Lot 19

Contributing

Outbuildings: 1 detached garage (N/C)

400 East 39th Street is a ca. 1918, 2-1/2 story, 3 bay, rectangular plan, wood frame, Dutch Colonial Revival style residence. Clad in wood clapboards and wood shingles with gambrel end to the street and symmetrical façade, the house contains a hip roofed, enclosed porch with original fixed sash & casement supported by Tuscan columns. The 3rd floor has a tripartite 6/1 sash with a window hood. Fenestration consists of 1/1 replacement sash and the gambrel roof is covered in composition shingles.

401 East 39th Street

Block 1493 Lot 8

Contributing

Outbuildings: 1 detached garage (N/C)

401 East 39th Street is a ca. 1918, 2 story, 2 bay, irregular plan, wood frame, Arts & Crafts style residence. The vinyl-sided house features a double-gabled, asymmetrical façade with a projecting front block containing a side entry replacement door. Fenestration consists of mixed sash & casement. The gable roof is covered in composition shingles.

404 East 39th Street

Block 1492 Lot 18

Contributing

Outbuildings: 1 detached garage (N/C)

404 East 39th Street is a ca. 1920, 2 story, 3 bay, rectangular plan, wood frame, Dutch Colonial Revival style residence. The aluminum-sided house with symmetrical façade, contains an integrated, shed roofed porch with vinyl-encased piers, infilled with a replacement door and original tripartite casement windows. Fenestration consists of 1/1 replacement sash and the gambrel roof is covered in composition shingles.

United States Department of the Interior
National Park Service

National Register of Historic Places

Continuation Sheet – EASTSIDE PARK HISTORIC DISTRICT

PATERSON, PASSAIC COUNTY, NEW JERSEY

Section number 7

Page 110 of 148

405 East 39th Street

Block 1493 Lot 9

Contributing

Outbuildings: 1 detached garage (N/C)

405 East 39th Street is a ca. 1918, 2-1/2 story, 3 bay, rectangular plan, wood frame, Dutch Colonial Revival style residence. The vinyl-sided house with gambrel end to the street, features a symmetrical façade. A hip roofed, enclosed porch, infilled with fixed sash, is supported by vinyl-encased piers with dentil molding. The 3rd floor has a tripartite 6/1 sash surmounted by a window hood. Fenestration consists of original 10/1 and 6/1 wood sash. The gambrel roof is covered in composition shingles.

407 East 39th Street

Block 1493 Lot 10

Contributing

Outbuildings: 1 detached garage (N/C)

407 East 39th Street is a ca. 1920, 2 story, 3 bay, rectangular plan, wood frame, Dutch Colonial Revival style residence. The vinyl-sided house contains a 1 story, hip roofed wing at the south end. The symmetrical façade features an elliptical arched door hood supported by wrought iron decorative stanchions, with the entry door flanked by leaded sidelights Fenestration consists of 6/1 wood sash, and the gambrel roof is covered in composition shingles.

410 East 39th Street

Block 1492 Lot 7

Contributing

Outbuildings: 0

410 East 39th Street is a 2 story, 3 bay, irregular plan, wood frame, Minimal Traditional style residence. Constructed in 1949, the house, with asymmetrical façade features a random-coursed stone and brick veneer at the 1st floor, and vinyl-siding at the 2nd floor. One-third of the 1st floor contains a pent roofed section with a gabled roof projection over a replacement door, and a single, integrated garage bay, lies on the northern end. Fenestration consists of 1/1 sash, and the gable roof is covered in composition shingles.

411 East 39th Street

Block 1493 Lot 11

Contributing

Outbuildings: 1 detached garage (N/C)

411 East 39th Street is a ca. 1918, 2 story, 3 bay, rectangular plan, wood frame, Dutch Colonial Revival style residence. The vinyl-sided house with symmetrical façade, contains a hip roofed enclosed porch with vinyl-encased piers, and infilled with a replacement door & windows. Fenestration consists of replacement sash and the gambrel roof is covered in composition shingles.

412 East 39th Street

Block 1492 Lot 16

Non-Contributing

Outbuildings: 0

412 East 39th Street is a ca. 1986, 1-1/2 story, 2 bay, rectangular plan, wood frame, Neo-Colonial Revival style residence. Clad in stucco and vinyl siding, the split level, asymmetrical façade, contains a singular garage bay with a pent roof, and a raised entry with a 1/2 round fanlight. Fenestration consists of sash windows, and the gable roof is covered in composition shingles.

United States Department of the Interior
National Park Service

National Register of Historic Places

Continuation Sheet – EASTSIDE PARK HISTORIC DISTRICT

PATERSON, PASSAIC COUNTY, NEW JERSEY

Section number 7 Page 111 of 148

415 East 39th Street

Block 1493 Lot 12

Contributing

Outbuildings: 1 stylistically similar, detached garage (C)

415 East 39th Street is a ca. 1926, 1-1/2 story, 3 bay, irregular plan, wood frame, Colonial Revival style residence. The brick veneer and stucco-coated house with asymmetrical façade, contains a large gable facing the street over an offset entry. A gabled door hood contains a 1/2 round ceiling, supported by curvilinear brackets, and a small, gabled projection at the south end contains two large 1/2 round windows. The overhanging eaves contain exposed rafter tails. Fenestration consists of mixed sash, and the gable roof is covered in clay tiles.

424 East 39th Street

Block 1492 Lot 14

Contributing

Outbuildings: 1 stylistically similar, detached garage (C)

424 East 39th Street is a ca. 1926, 2 story, 5 bay, rectangular plan, brick, Colonial Revival style residence. The house, with hip roofed, 1 story wings at both ends, features a symmetrical façade. A large, hipped and parapeted portico is supported by brick piers and Tuscan columns, housing a raised panel door flanked by leaded sidelights. Additional elements include a belt course, and exposed rafter tails. Fenestration consists of tripartite 8/1 sash flanked by 4/1 sash at 1st floor, and 8/1 sash at the 2nd floor. The hip roof, covered in clay tiles, contains a hipped dormer.

440 East 39th Street

Block 1484 Lot 1

Contributing

Outbuildings: 1 stylistically similar, detached garage (C)

440 East 39th Street is a ca. 1928, 2 story, 3 bay, rectangular plan, brick, Colonial Revival style residence. The house contains a flat roofed, 1 story wing at the south end. The symmetrical façade features an engaged door surround with a projecting, plain entablature supported by slender composite capitals. Additional features include cast stone window sills, and acanthus-leafed block modillions at the roofline cornice. Fenestration consists of 8/8 wood sash, and the gable roof is covered in slate tiles.

443 East 39th Street

Block 1483 Lot 3

Contributing

Outbuildings: 0

443 East 39th Street is a ca. 1923, 2 story, 3 bay, rectangular plan, wood frame, Colonial Revival style residence. The vinyl-sided house contains a flat roofed, 1 story wing at the south end. The symmetrical façade features a classical-inspired, open bed pedimented portico, with elliptical arch ceiling, supported by Tuscan columns. A 6-light, raised panel door is surmounted by a 1/2 round sunburst decoration. Fenestration consists of mixed sash, and the gable roof is covered in composition shingles.

444 East 39th Street

Block 1484 Lot 22

Contributing

Outbuildings: 1 detached garage (N/C)

444 East 39th Street is a ca. 1926, 2 story, 3 bay, irregular plan, wood frame, Dutch Colonial Revival style residence. With brick veneer at 1st floor, and vinyl-siding at the 2nd floor, the symmetrical façade contains a large hip roofed portico supported by slender Tuscan columns. A 6-light raised panel door is flanked by 4-light sidelights. Additional elements include a large projecting gambrel end at 2nd floor, and an offset roofline. Fenestration consists of 6/1 wood sash, and the cross-gambrel roof is covered in composition shingles.

United States Department of the Interior
National Park Service

National Register of Historic Places

Continuation Sheet – EASTSIDE PARK HISTORIC DISTRICT

PATERSON, PASSAIC COUNTY, NEW JERSEY

Section number 7

Page 112 of 148

445 East 39th Street

Block 1483 Lot 4

Contributing

Outbuildings: 1 stylistically similar, detached garage (C)

445 East 39th Street is a ca. 1918, 2 story, 3 bay, rectangular plan, wood frame, Colonial Revival style residence. The stucco-coated house contains a 1 story wing at south end. The symmetrical façade features a hip roofed portico supported by square, stucco-coated piers. Fenestration includes of tripartite 6/1 flanked by 4/1 sash at 1st floor, 6/1 at 2nd floor. The gable roof, covered in composition shingles, contains a single gabled dormer with segmental arch, 8-light casement window.

448 East 39th Street

Block 1484 Lot 22

Contributing

Outbuildings: 1 detached garage (N/C)

448 East 39th Street is a 2 story, 3 bay, irregular plan, wood frame, Arts & Crafts style residence. Constructed in 1922, the vinyl-sided house with asymmetrical façade, features a large gable end facing the street. The central entry contains an open bed, pedimented portico supported by classical-inspired piers. A raised panel door flanked by paired 6/1 sash and a single oriel window, is surmounted by a 2nd story, single oriel window. Fenestration consists of 6/1 wood sash, and the gable roof is covered in composition shingles.

451 East 39th Street

Block 1483 Lot 5

Contributing

Outbuildings: 1 detached garage (N/C)

451 East 39th Street is a ca. 1923, 2 story, 3 bay, rectangular plan, wood frame, Dutch Colonial Revival style residence. The vinyl-sided house contains a 1 story hip roofed brick veneer wing at the south end. The symmetrical façade features a large, altered segmental arch portico with vinyl columns, and a raised panel door flanked by leaded sidelights. Fenestration consists of tripartite 6/1 sash and 6/1 sash. The gambrel roof is covered in slate tiles.

454 East 39th Street

Block 1484 Lot 20

Contributing

Outbuildings: 1 stylistically similar, detached garage (C)

454 East 39th Street is a 2 story, 3 bay, irregular plan, wood frame, Colonial Revival style residence. Constructed in 1923, the house is clad in vinyl siding. Fenestration consists of 8/1 and 6/1 wood sash. The gable roof is covered in composition shingles.

457 East 39th Street

Block 1483 Lot 6

Contributing

Outbuildings: 1 detached garage (N/C)

457 East 39th Street is a 2 story, 3 bay, rectangular plan, wood frame, Colonial Revival style residence. Constructed in 1926, the vinyl-sided house contains a 1 story wing at the south end. The asymmetrical façade features a central projection at the 1st floor containing four 6/6 sash and an offset, raised panel door flanked by single-light sidelights. Fenestration consists of 6/6, 6/8, and 6/1 wood sash. The gable roof is covered in composition shingles.

United States Department of the Interior
National Park Service

National Register of Historic Places

Continuation Sheet – EASTSIDE PARK HISTORIC DISTRICT

PATERSON, PASSAIC COUNTY, NEW JERSEY

Section number 7

Page 113 of 148

458 East 39th Street

Block 1484 Lot 19

Contributing

Outbuildings: 1 stylistically similar, detached garage (C)

458 East 39th Street is a 2 story, 3 bay, rectangular plan, wood frame, Dutch Colonial Revival style residence. Constructed in 1923, the brick veneer and wood clapboard-sided house features an asymmetrical façade. The south end of the 1st floor is brick veneer, and classical-inspired piers support an open-bed, pedimented portico, projecting from a pent roof. A single 6/1 sash flanks an offset, raised panel door. Fenestration consists of 6/1 wood sash, and the gambrel roof is covered in composition shingles.

462 East 39th Street

Block 1484 Lot 18

Contributing

Outbuildings: 1 large, gambrel ended detached garage with original doors and windows 

462 East 39th Street is a 2 story, 3 bay, irregular plan, wood frame, Colonial Revival style residence. Constructed in 1924, the house, clad in vinyl siding, contains a 1 story, shed roofed projecting wing at south end. The asymmetrical façade features an engaged, open bed pedimented portico supported by plain pilasters. A plain door is surmounted by a 1/2 round leaded fanlight. Fenestration consists of 1/1 replacement sash and 6/1 wood sash. The gable roof is covered in composition shingles.

463 East 39th Street

Block 1483 Lot 7

Contributing

Outbuildings: 1 detached garage (N/C)

463 East 39th Street is a 2 story, 3 bay, irregular plan, wood frame, Dutch Colonial Revival style residence. Constructed in 1926, the wood-clapboard-sided house contains a 1 story, shed roofed projecting wing at the south end. The asymmetrical façade features an engaged, open bed pedimented door hood supported by Arts & Crafts-inspired stepped brackets, housing a simple, 3-light raised panel door. Fenestration consists of 8/1 and 6/1 wood sash. The gambrel roof is covered in composition shingles.

466 East 39th Street

Block 1484 Lot 17

Contributing

Outbuildings: 1 detached garage (N/C)

466 East 39th Street is a 2 story, 3 bay, irregular plan, wood frame, Colonial Revival style residence. Constructed in 1924, the aluminum-sided house with asymmetrical façade, contains a "saltbox" type gable end facing the street with an engaged brick chimney. Elements include a pent roof, and a flat-roofed, enclosed entry porch with louvered glass windows and door, surmounted by a wrought-iron, decorative railing. Fenestration consists of 1/1 replacement sash, and the cross-gable roof is covered in composition shingles.

467 East 39th Street

Block 1483 Lot 8

Contributing

Outbuildings: 1 detached garage (N/C)

467 East 39th Street is a ca. 1926, 2 story, 3 bay, irregular plan, wood frame, Colonial Revival style residence. The vinyl-sided house contains a 1 story, shed roofed projecting wing at the south end. The asymmetrical façade features an altered, enclosed, open bed pedimented portico with an elliptical fanlight. Fenestration consists of 1/1 replacement sash, and the gable roof is covered in composition shingles.

United States Department of the Interior
National Park Service

National Register of Historic Places

Continuation Sheet – EASTSIDE PARK HISTORIC DISTRICT

PATERSON, PASSAIC COUNTY, NEW JERSEY

Section number 7

Page 114 of 148

470 East 39th Street Block 1483 Lot 5

Contributing

Outbuildings: 1 detached garage (N/C)

470 East 39th Street is a 2 story, 3 bay, irregular plan, wood frame, Dutch Colonial Revival style residence. Constructed in 1923, the vinyl-side house with asymmetrical façade contains a hip roofed enclosed entry porch with 1/1 fixed sash at north end, and a 1 story gabled projection with paired sash at south end. Fenestration consists of 6/1 wood sash and the gambrel roof is covered in composition shingles.

471 East 39th Street Block 1483 Lot 9

Contributing

Outbuildings: 1 detached garage (N/C)

471 East 39th Street is a 2 story, 3 bay, irregular plan, wood frame, Colonial Revival style residence. Constructed in 1926, the vinyl-side house with symmetrical façade, contains a gabled door hood with a segmental arch ceiling supported by curvilinear brackets projecting from pent roof. A 7-light, raised panel door is flanked by leaded sidelights. Fenestration consists of paired 6/1 sash, and the gable roof is covered in composition shingles.

East 40 Street

305 East 40th Street Block 1446 Lot 3

Contributing

Outbuildings: 1 stylistically similar, detached garage (C)

305 East 40th Street is a 2 story, irregular plan, wood frame, Tudor Revival style residence. Constructed in 1935, the house contains a gable roofed, 1 story porch wing at the north end. The double-gabled asymmetrical façade features a brick veneer at the 1st floor, a stucco-coat at the 2nd floor, and rustic clapboards in the gable ends. The entry contains a raised panel door. Fenestration consists of 6/6 wood sash, and the gable roof is covered in slate tiles.

306 East 40th Street Block 1447 Lot 12

Contributing

Outbuildings: 1 stylistically similar, detached garage (C)

306 East 40th Street is a 2 story, 3 bay, rectangular plan, brick, Colonial Revival style residence. Constructed in 1941, the symmetrical façade contains a gabled, projecting central block with quoining. Additional elements include an octagonal, single-light window at the 2nd floor, and a simple, pedimented portico with vinyl-clad columns. A plain door surround houses a raised panel door. Fenestration consists of 8/8 wood sash, and the gable roof is covered in composition shingles.

309 East 40th Street Block 1446 Lot 4

Contributing

Outbuildings: 1 stylistically similar, detached garage (C)

309 East 40th Street is a 2 story, 3 bay, rectangular plan, wood frame, Colonial Revival style residence. Constructed in 1930, the wood-shingle sided New England Colonial, symmetrical façade except for entry located at north bay, engaged classical-inspired, pedimented door surround with raised panel door flanked by 4-light transom Fenestration consists of 6/6 wood sash, and the gable roof is covered in slate tiles.

United States Department of the Interior
National Park Service

National Register of Historic Places

Continuation Sheet – EASTSIDE PARK HISTORIC DISTRICT

PATERSON, PASSAIC COUNTY, NEW JERSEY

Section number 7 Page 115 of 148

315 East 40th Street Block 1441 Lot 6

Contributing

Outbuildings: 0

315 East 40th Street is a ca. 1933, 2-1/2 story, irregular plan, wood frame, Tudor Revival style residence. The house, with asymmetrical façade, contains a steep, brick veneer gable projection with round head, vertical plank entry door. Features include an integrated, arched opening at the south end, a brick veneer with a tripartite sash at the north end, and wood shingle siding at the 2nd floor. Fenestration consists of 1/1 replacement sash, and the gable roof is covered in composition shingles.

316 East 40th Street Block 1447 Lot 10

Contributing

Outbuildings: 1 stylistically similar, detached garage (C)

316 East 40th Street is a 2 story, 3 bay, rectangular plan, wood frame, Colonial Revival style residence. Constructed in 1943, the symmetrical façade contains a flat roofed, simple portico supported by paired plain piers and surmounted by a wrought iron decorative railing. The entry contains a raised panel door with 5-light fanlight, and an 8-light oculus window is centered on the 2nd floor. Fenestration consists of 1/1 replacements and 6/1 sash. The gable roof is covered in composition shingles.

319 East 40th Street Block 1446 Lot 6

Contributing

Outbuildings: 0

319 East 40th Street is a ca. 1934, 2 story, 3 bay, irregular plan, wood frame, Colonial Revival style residence. The vinyl-sided house, with asymmetrical façade, contains a recessed garage block with a gabled roof dormer above. The main block has a 1 story, shed roofed, enclosed entry block with offset door and awning windows. Fenestration consists of 1/1 replacement sash. The gable roof, covered in slate tiles, contains three integrated dormers at the roofline.

320 East 40th Street Block 1447 Lot 9

Contributing

Outbuildings: 1 stylistically similar, detached garage (C)

320 East 40th Street is a 2 story, 3 bay, rectangular plan, brick, Colonial Revival style residence. Constructed in 1949, the symmetrical façade contains a slightly projecting entry block with a simple curvilinear, pedimented portico supported by wrought iron decorative stanchions. Classical-inspired pilasters flank a raised panel door. Fenestration consists of 6/6 sash, and the gable roof is covered in composition shingles.

321 East 40th Street Block 1446 Lot 7

Non-Contributing

Outbuildings: 0

321 East 40th Street is a ca. 1955, 1 story, 2 bay, square plan, brick, Ranch style residence. The simple, square house with a side entry, contains quatripartite casement windows, and the hip roof is covered in composition shingles.

United States Department of the Interior
National Park Service

National Register of Historic Places

Continuation Sheet – EASTSIDE PARK HISTORIC DISTRICT PATERSON, PASSAIC COUNTY, NEW JERSEY

Section number 7

Page 116 of 148

322 East 40th Street

Block 1447 Lot 8

Contributing

Outbuildings: 1 stylistically similar, detached garage (C)

322 East 40th Street is a 2 story, irregular plan, wood frame, Tudor Revival style residence. Constructed in 1930, the asymmetrical house contains a double-gabled, brick veneer façade at the 1st and 2nd floor. The front gable is an entry block with a recessed round head surround of stone blocks. The vertical plank door contains a single-light, "spider-web" leaded window. The entry is flanked by elliptical arches, one open to a porch and the other infilled with a tripartite window with, 20-light casements and leaded fanlight. The upper gables and north end of the 2nd story contain faux 1/2 timbering. Fenestration consists of mixed sash and casement. The gable roof is covered in slate tiles.

350 East 40th Street

Block 1448 Lot 18

Contributing

Outbuildings: 1 stylistically similar, detached garage (C)

350 East 40th Street is a ca. 1928, 1 story, 1 bay, irregular plan, wood frame, Southwestern Eclectic style residence. The stucco-coated house features a double gabled asymmetrical façade. The smaller gable contains the entry block with two replacement doors and 1/2 round fanlights. The flat-roofed portion of the house features a parapet at the roofline. Fenestration consists of mixed replacement sash. The roof is a combination gable and flat, covered in composition shingles at the gables.

322 East 40th Street

Block 1447 Lot 8

Contributing

Outbuildings: 1 stylistically similar, detached garage (C)

322 East 40th Street is a 2 story, irregular plan, brick, vernacular Arts & Crafts style residence. Constructed in 1931, the asymmetrical façade contains a 1 story projecting block with parapet and pent roof, and a large gabled block containing an offset, recessed entry with replacement door and segmental arch door hood supported by decorative brackets. A window at the 2nd floor has a similar hood with brackets. Fenestration consists of mixed wood and 1/1 replacement sash. The cross-gable roof, covered in Spanish clay tiles, contains a shed roofed dormer.

354 East 40th Street

Block 1448 Lot 17

Contributing

Outbuildings: 0

354 East 40th Street is a ca. 1926, 2 story, 3 bay, rectangular plan, wood frame, Dutch Colonial Revival style residence. The vinyl-sided house with gable end to the street contains a 1 story, hip roofed wing at the south end. The symmetrical façade features a slightly projecting entry block covered by a 1/2 round door hood, and housing a simple entry door with diamond-pane light. Fenestration consists of 6/1 wood sash, and the gambrel roof is covered in composition shingles.

356 East 40th Street

Block 1448 Lot 16

Contributing

Outbuildings: 0

356 East 40th Street is a ca. 1926, 2 story, 2 bay, irregular plan, wood frame, Colonial Revival style residence. The brick veneer and vinyl-sided house contains a symmetrical façade with an altered, gable roofed, projecting front porch. The porch façade with brick veneer, contains an offset replacement door and awning-type windows. Fenestration consists of 1/1 replacement sash, and the gable roof is covered in composition shingles.

United States Department of the Interior
National Park Service

National Register of Historic Places

Continuation Sheet – EASTSIDE PARK HISTORIC DISTRICT

PATERSON, PASSAIC COUNTY, NEW JERSEY

Section number 7

Page 117 of 148

357 East 40th Street

Block 1445 Lot 4

Contributing

Outbuildings: 0

357 East 40th Street is a 1-1/2 story, irregular plan, wood frame, Ranch style residence. Constructed in 1952, the split-level house with asymmetrical façade, has the lower levels and chimney stack clad in an ashlar cut stone veneer, and the upper portions clad in wood clapboard siding. The center entry contains a 4-light raised panel door flanked by a single, 6-light fixed sash. Fenestration consists of 6/6 sash, and the gable roof is covered in composition shingles.

362 East 40th Street

Block 1448 Lot 15

Contributing

Outbuildings: 0

362 East 40th Street is a ca. 1926, 2 story, 2 bay, rectangular plan, wood frame, Dutch Colonial Revival style residence. The vinyl-sided house with gambrel end to the street, features a symmetrical façade with a full-width, hip roofed, enclosed porch supported by vinyl-clad piers and infilled with an offset, 9-light raised panel door flanked by 12-light fixed sash sidelights. Fenestration consists of 1/1 replacement sash, and the gambrel roof is covered in composition shingles.

363 East 40th Street

Block 1445 Lot 5

Contributing

Outbuildings: 1 stylistically similar, detached garage (C)

363 East 40th Street is a 2 story, irregular plan, wood frame, Tudor Revival style residence. Constructed in 1929, the asymmetrical house contains a non-contributing shed roofed enclosed porch addition at the south end brick. The house is clad in brick veneer at the 1st floor and faux 1/2 timbering elsewhere. The asymmetrical, angled façade contains a shed roofed porch with elliptical arch openings. The cross-gabled roof, covered in slate tiles, contains a large, low slung eyebrow dormer.

366 East 40th Street

Block 1448 Lot 15

Non-Contributing

Outbuildings: 0

366 East 40th Street is a ca. 1926, 2 story, 2 bay, rectangular plan, wood frame, Colonial Revival style residence. The vinyl-sided house has been heavily altered with a stone veneer façade up to the 2nd floor. Other replacement features include a bow window and a copper-roofed, canopied portico. Fenestration consists of 1/1 replacements, and the gable roof is covered in composition shingles.

389 East 40th Street

Block 1494 Lot 4

Contributing

Outbuildings: 1 detached garage (N/C)

389 East 40th Street is a 2 story, 2 bay, irregular plan, wood frame, Dutch Colonial Revival style residence. Constructed in 1915, the asbestos-shingled house with gable end to the street, contains a 1 story hip roofed wing at the south end. The asymmetrical façade features an offset projecting entry block with a gabled door hood supported by curvilinear brackets. A door surround with an engaged, swan neck pediment decoration, houses a replacement door. Fenestration consists of replacement sash and casements, and the gable roof is covered in composition shingles.

United States Department of the Interior
National Park Service

National Register of Historic Places

Continuation Sheet – EASTSIDE PARK HISTORIC DISTRICT PATERSON, PASSAIC COUNTY, NEW JERSEY

Section number 7

Page 118 of 148

390 East 40th Street

Block 1493 Lot 23

Non-Contributing

Outbuildings: 1 detached garage (N/C)

390 East 40th Street is a ca. 1922, 2 story, 2 bay, irregular plan, wood frame, Arts & Crafts style residence. The heavily altered house contains a stone veneer façade, replacement door and bow window. Fenestration consists of replacement sash, and the gable roof is covered in composition shingles.

393 East 40th Street

Block 1494 Lot 5

Contributing

Outbuildings: 1 stylistically similar, detached garage (C)

393 East 40th Street is a ca. 1918, 2 story, 2 bay, irregular plan, wood frame, Colonial Revival style residence. The vinyl-sided house contains a 1 story, shed roofed wing at the south end. The asymmetrical façade features an offset entry with a gabled door hood supported by curvilinear brackets. Fenestration consists of replacement and 8/1 wood sash, and the gable roof is covered in composition shingles.

394 East 40th Street

Block 1493 Lot 22

Non-Contributing

Outbuildings: 1 detached garage (N/C)

394 East 40th Street is a ca. 1922, 1-1/2 story, 2 bay, irregular plan, wood frame, Arts & Crafts style residence. The heavily altered house contains a random rubble stone veneer facade, and an offset raised panel entry door and bow window. A projecting window box at the gable end contains paired 6/1 sash. Fenestration consists of 6/1 sash. The cross-gable roof is covered in composition shingles.

397 East 40th Street

Block 1494 Lot 6

Non-Contributing

Outbuildings: 1 detached garage (N/C)

397 East 40th Street is a 2 story, 2 bay, irregular plan, wood frame, Colonial Revival style residence. Constructed in 1921, the house contains a 1 story shed roofed wing at the south end. The heavily altered symmetrical façade features a gable roofed, brick veneer entry block, containing a replacement door and sidelights. Windows flanking the entry have been replaced with contemporary, oriel type. Fenestration consists of replacement casement and sash, and the gable roof is covered in composition shingles.

400 East 40th Street

Block 1493 Lot 21

Contributing

Outbuildings: 0

400 East 40th Street is a ca. 1920, 1-1/2 story, 2 bay, irregular plan, wood frame, Arts & Crafts style residence. The vinyl-sided house with symmetrical façade, contains a hip roofed, enclosed front porch with replacement doors and windows. A projecting window box at the gable end contains paired 1/1 replacement sash. The cross-gable roof covered in composition shingles, contains a shed roofed dormer.


401 East 40th Street

Block 1494 Lot 4

Contributing

Outbuildings: 1 detached garage (N/C)

401 East 40th Street is a 2 story, 3 bay, irregular plan, wood frame, Dutch Colonial Revival style residence. Constructed in 1921, the vinyl-sided house contains a 1 story hip roofed wing at the south end. The asymmetrical façade features an altered portico that has been enclosed and the 1/2 round pediment infilled with



United States Department of the Interior
National Park Service

National Register of Historic Places

Continuation Sheet – EASTSIDE PARK HISTORIC DISTRICT PATERSON, PASSAIC COUNTY, NEW JERSEY

Section number 7

Page 119 of 148

a contemporary fanlight. A replacement door is flanked by replacement sidelights. Fenestration consists of replacement sash, and the gable roof is covered in composition shingles.

404 East 40th Street Block 1493 Lot 20

Non-Contributing

Outbuildings: 1 detached garage (N/C)

404 East 40th Street is a ca. 1922, 2 story, 2 bay, rectangular plan, wood frame, Arts & Crafts style residence. The brick veneer and vinyl-sided house has been heavily altered. The asymmetrical façade contains a brick veneer, a bow window and a replacement door at the 1st floor, and an altered gambrel roofline. Fenestration consists of replacement sash & casements. The gable roof is covered in composition shingles.

405 East 40th Street Block 1494 Lot 8

Contributing

Outbuildings: 1 detached garage (N/C)

405 East 40th Street is a 2 story, 2 bay, irregular plan, wood frame, Dutch Colonial Revival style residence. Constructed in 1921, the wood shingle-sided house features the gable end to the street. The asymmetrical façade with form intact contains an altered entry block, and inappropriate awning windows at the 2nd floor. Fenestration consists of replacement sash, casement, and awning windows. The gambrel roof is covered in composition shingles.

408 East 40th Street Block 1493 Lot 19

Contributing

Outbuildings: 0

408 East 40th Street is a 2 story, 2 bay, rectangular plan, wood frame, Dutch Colonial Revival style residence. Constructed in 1922, the aluminum-sided house contains a shed roofed, integrated porch supported by tapered wood piers. An offset entry door is flanked by a tripartite 3/1 sash, and a non-contributing attached garage (later addition). Fenestration consists of 3/1 sash, and the gable roof is covered in composition shingles.

409 East 40th Street Block 1494 Lot 9

Contributing

Outbuildings: 1 detached garage (N/C)


409 East 40th Street is a 2 story, 3 bay, rectangular plan, wood frame, Dutch Colonial Revival style residence. Constructed in 1926, the vinyl-sided house contains a 1 story gable roofed wing at the south end. The symmetrical façade features an open bed, pedimented door hood supported by vinyl-encased brackets. A simple classical-inspired door surround houses a raised panel door. Fenestration consists of 1/1 replacement sash, and the gable roof is covered in composition shingles.

410 East 40th Street Block 1493 Lot 18

Contributing

Outbuildings: 1 detached garage (N/C)

410 East 40th Street is a ca. 1922, 2 story, 3 bay, rectangular plan, wood frame, Dutch Colonial Revival style residence. The wood clapboard-sided, with asymmetrical façade, contains a shed roofed, integrated porch supported by tapered wood piers. A tripartite window flanks an offset, raised panel entry door. Fenestration consists of 1/1 replacement sash, and the gambrel roof is covered in composition shingles.



United States Department of the Interior
National Park Service

National Register of Historic Places

Continuation Sheet – EASTSIDE PARK HISTORIC DISTRICT

PATERSON, PASSAIC COUNTY, NEW JERSEY

Section number 7 Page 120 of 148

414 East 40th Street Block 1493 Lot 17

Contributing

Outbuildings: 0

414 East 40th Street is a ca. 1918, 2-1/2 story, 2 bay, rectangular plan, wood frame, Arts & Crafts style residence. The vinyl-sided, two-family house, with symmetrical façade has been altered but the form is intact. An enclosed full width hip roof porch contains Arts & Crafts inspired vinyl-clad piers. The porch is enclosed at the 1st floor, and open at the 2nd floor. Fenestration consists of mixed wood and replacement sash. The hip roof, covered in composition shingles, contains hipped dormers.

415 East 40th Street Block 1494 Lot 10

Contributing

Outbuildings: 1 detached garage (N/C)

415 East 40th Street is a 2 story, 3 bay, rectangular plan, wood frame, Dutch Colonial Revival style residence. Constructed in 1926, the vinyl-sided house contains a 1 story gable roofed wing at the south end. The symmetrical façade features an open bed, pedimented door hood supported by vinyl-encased brackets. A simple classical-inspired door surround houses a raised panel door. Fenestration consists of 1/1 replacement sash, and the gambrel roof is covered in composition shingles.

417 East 40th Street Block 1494 Lot 11

Contributing

Outbuildings: 1 detached garage (N/C)

417 East 40th Street is a 2 story, 3 bay, rectangular plan, wood frame, Dutch Colonial Revival style residence. Constructed in 1926, the vinyl-sided house contains a 1 story gable roofed wing at the south end. The symmetrical façade features a curvilinear, pedimented door hood supported by vinyl-encased brackets. A simple classical-inspired door surround houses a raised panel door. Fenestration consists of replacement sash, and the gambrel roof is covered in slate shingles.

418 East 40th Street Block 1493 Lot 15

Contributing

Outbuildings: 1 detached garage (N/C)

418 East 40th Street is a ca. 1923, 2 story, 3 bay, rectangular plan, wood frame, Dutch Colonial Revival style residence. The vinyl-sided house with symmetrical façade, has been altered but the form is intact. An enclosed, shed roofed entry porch contains a replacement door & sidelights. Fenestration consists of replacement sash and casements, and the gable roof is covered in composition shingles.

424 East 40th Street Block 1493 Lot 15

Contributing

Outbuildings: 1 detached garage (N/C)

424 East 40th Street is a ca. 1922, 2 story, 3 bay, rectangular plan, wood frame, Colonial Revival style residence. The vinyl-sided house with symmetrical façade, has been altered but the form is intact. An enclosed shed roofed entry porch features fixed sash and transoms, and a slightly projecting entry houses a 4-light raised panel door flanked by single-light sidelights. Fenestration consists of 8/1 & 6/1 wood sash, and gable roof is covered in composition shingles.

United States Department of the Interior
National Park Service

National Register of Historic Places

Continuation Sheet – EASTSIDE PARK HISTORIC DISTRICT

PATERSON, PASSAIC COUNTY, NEW JERSEY

Section number 7 Page 121 of 148

443 East 40th Street Block 1482 Lot 4
Contributing

Outbuildings: 1 stylistically similar, detached garage (C)

443 East 40th Street is a 2 story, irregular plan, wood frame, Colonial Revival style residence. Constructed in 1927, the wood clapboard-sided house is of high integrity. The asymmetrical façade contains a central, tripartite 8/1 sash flanked by 4/1 sash, in turn flanked by end bays with matching classical-inspired open bed pediments with elliptical ceilings. The north bay contains the entrance portico which features a Federal style-inspired door surround with leaded sidelights and fanlight. The southern bay features 6/1 paired sash, and the roof ridge is stepped down at the south end. Fenestration consists of 6/1 and 8/1 wood sash, and the gambrel roof is covered in slate tiles.

444 East 40th Street Block 1483 Lot 23
Contributing

Outbuildings: 1 detached garage (N/C)

444 East 40th Street is a ca. 1926, 2 story, 3 bay, rectangular plan, wood frame, Colonial Revival style residence. The wood clapboard-sided, eclectic house with asymmetrical façade, contains a Tudor Revival-inspired, offset front gable. The central, projecting entry block features a large, open bed pediment door hood supported by curvilinear brackets. The Colonial Revival-inspired swan-neck pediment door surround contains a raised panel door. Additional elements include rectangular block modillions at the pent roof and roofline cornice, and a fanlight, 1/2 round fixed sash in the gable end. Fenestration consists of tripartite 6/1 flanked by 4/1 sash at the 1st floor, and 6/1 at 2nd floor. The gambrel roof is covered in composition shingles. (same plan as 461 East 40th)

447 East 40th Street Block 1482 Lot 5
Contributing

Outbuildings: 1 detached garage (N/C)

447 East 40th Street is a ca. 1920, 2 story, 3 bay, irregular plan, wood frame, Dutch Colonial Revival style residence. The house, with asymmetrical façade, contains a brick veneer at the 1st floor, and wood clapboard siding at the 2nd floor. A gabled, pergola-type portico with trellis-type trim at the tympanum and sides, houses an offset, raised panel door. Fenestration consists of tripartite 6/1 sash at the 1st floor, and 6/1 sash at the 2nd floor. The gambrel roof is covered in composition shingles.

450 East 40th Street Block 1483 Lot 22
Contributing

Outbuildings: 1 detached garage (N/C)

450 East 40th Street is a ca. 1930, 2 story, rectangular plan, wood frame, Dutch Colonial Revival style residence. The wood clapboard-sided house contains a 1 story, shed roofed, projecting wing at south end, clad in brick veneer. The asymmetrical façade features an engaged, open bed pedimented door hood supported by Arts & Crafts-inspired, stepped brackets. The entry contains a simple, 2-light raised panel door. Fenestration consists of 1/1 replacement sash, and the gambrel roof is covered in slate tiles and composition shingles.

451 East 40th Street Block 1482 Lot 6
Contributing

Outbuildings: 1 stylistically similar, detached garage (C)

451 East 40th Street is a ca. 1924, 2 story, 4 bay, rectangular plan, wood frame, Tudor Revival style residence. The stucco-coated house with brick window and door surrounds, features a symmetrical façade containing a

United States Department of the Interior
National Park Service

National Register of Historic Places

Continuation Sheet – EASTSIDE PARK HISTORIC DISTRICT

PATERSON, PASSAIC COUNTY, NEW JERSEY

Section number 7 Page 122 of 148

sweeping front gable. An enclosed, jerkin-head roofed entrance block houses a 10-light vertical plank door. Fenestration consists of paired, 10-light casements at the 1st floor, 6/1 wood sash at the 2nd floor, and casements at the north end of the 1st floor have been replaced with louvered glass. The combination gable and jerkin-head roof is covered in slate tiles.

454 East 40th Street Block 1483 Lot 21
Contributing

Outbuildings: 1 stylistically similar, detached garage (C)

454 East 40th Street is a 2 story, 3 bay, irregular plan, wood frame, Colonial Revival style residence. Constructed in 1924, the house contains a hip roofed, 1 story wing at the south end. The asymmetrical façade features a full width pent roof, and an offset entry with a simple door surround flanked by leaded sidelights. A projecting block at the 1st floor contains a bank of four 6/1 sash, and additional fenestration consists of 6/1 wood sash. The gable roof is covered in composition shingles.

455 East 40th Street Block 1482 Lot 7
Contributing

Outbuildings: 1 stylistically similar, detached garage (C)

455 East 40th Street is a ca. 1923, 2 story, 3 bay, irregular plan, wood frame, Colonial Revival style residence. The house contains a hip roofed, 1 story wing at the south end. The asymmetrical façade features a full width pent roof, and an offset entry with a simple door surround flanked by leaded sidelights. A projecting block at the 1st floor contains a bank of four 6/1 sash, and additional fenestration consists of 6/1 wood sash. The gable roof is covered in slate tiles and composition shingles.

460 East 40th Street Block 1483 Lot 19
Contributing

Outbuildings: 1 detached garage (N/C)

460 East 40th Street is a ca. 1926, 2 story, 2 bay, irregular plan, wood frame, Tudor Revival style residence. The stucco-coated house with asymmetrical facade, contains an offset projecting entry block with a jerkin-head, roofed door hood supported by decorative brackets, and a single, 2nd story gable. The entry contains an 8-light vertical plank door. Fenestration consists of replacement sash and the jerkin-head roof is covered in composition shingles.

461 East 40th Street Block 1482 Lot 8
Contributing

Outbuildings: 1 detached garage (N/C)

461 East 40th Street is a ca. 1922, 2 story, 3 bay, rectangular plan, wood frame, Colonial Revival style residence. The brick veneer and vinyl-sided, eclectic house with asymmetrical façade, contains a Tudor Revival-inspired, offset front gable. The central, projecting entry block features a large, open bed pediment door hood supported by curvilinear brackets. Fenestration consists of tripartite 6/1 flanked by 4/1 sash at the 1st floor, and replacement 1/1 sash at the 2nd floor. The gable roof is covered in composition shingles. (same plan as 444 East 40th)

462 East 40th Street Block 1483 Lot 19
Contributing

Outbuildings: 1 detached garage (N/C)

462 East 40th Street is a 2 story, 3 bay, irregular plan, wood frame, Colonial Revival style residence. Constructed in 1926, the vinyl-sided house with symmetrical façade, contains a projecting entry block with an open gable door hood projecting from a pent roof. Features include a plain entry door with single diamond-light, and a

United States Department of the Interior
National Park Service

National Register of Historic Places

Continuation Sheet – EASTSIDE PARK HISTORIC DISTRICT

PATERSON, PASSAIC COUNTY, NEW JERSEY

Section number 7 Page 123 of 148

gabled dormer with a single awning window. Fenestration includes 6/1 wood sash, and the gable roof is covered in composition shingles.

465 East 40th Street Block 1482 Lot 9
Contributing

Outbuildings: 1 detached garage (N/C)

465 East 40th Street is a ca. 1926, 2 story, 3 bay, rectangular plan, wood frame, Colonial Revival style residence. The wood shingle-sided house with asymmetrical façade, features a full width pent roof and contains a central projecting block at the 1st floor housing three 6/6 wood sash. The south end contains a raised panel entry door, and north end contains 6/6 wood sash. Fenestration includes 6/6 wood sash at the 1st floor and 1/1 replacement sash elsewhere. The gable roof, covered in composition shingles, contains a stepped ridgeline.

466 East 40th Street Block 1483 Lot 18
Contributing

Outbuildings: 1 detached garage (N/C)

466 East 40th Street is a ca. 1926, 2 story, 3 bay, irregular plan, wood frame, Colonial Revival style residence. The house has been altered but the form is intact. The symmetrical façade contains a projecting, flat roofed entrance block with a replacement door and wrought iron roof railing. Fenestration consists of replacement, flash-roofed bay windows flanking the entrance and 1/1 replacement sash. The gable roof is covered in composition shingles.

467 East 40th Street Block 1482 Lot 10
Contributing

Outbuildings: 1 detached garage (N/C)

467 East 40th Street is a ca. 1908, 2-1/2 story, 2 bay, irregular plan, wood frame, Queen Anne style residence. The aluminum-sided house with asymmetrical façade features a 2 story bay projection at the south end. Fenestration consists of 1/1 replacement sash, and the gable roof, covered in composition shingles, contains dormers at the 1/2 story level.

468 East 40th Street Block 1483 Lot 18
Contributing

Outbuildings: 0

468 East 40th Street is a 2 story, 3 bay, irregular plan, wood frame, Colonial Revival style residence. Constructed in 1928, the wood clapboard-sided house with asymmetrical façade, contains a simple, hip roofed portico supported by wrought iron decorative stanchions. An offset entry door with a louvered glass door is flanked by a single, 1/1 replacement sash. Fenestration consists of 1/1 replacement sash, and the gable roof, covered in composition shingles, has a staggered ridgeline.

472 East 40th Street Block 1483 Lot 16
Contributing

Outbuildings: 1 detached garage (N/C)

472 East 40th Street is a ca. 1928, 2 story, 2 bay, irregular plan, wood frame, Tudor Revival style residence. The wood clapboard sided house with asymmetrical façade, features a gable end with an engaged chimney stack oriented to the street. An offset entry with a hipped door hood supported by decorative brackets, houses a replacement door. Fenestration consists of 1/1 replacement sash, and the gable roof is covered in slate tiles.

United States Department of the Interior
National Park Service

National Register of Historic Places

Continuation Sheet – EASTSIDE PARK HISTORIC DISTRICT

PATERSON, PASSAIC COUNTY, NEW JERSEY

Section number 7

Page 124 of 148

473 East 40th Street Block 1482 Lot 11

Contributing

Outbuildings: 1 detached garage (N/C)

473 East 40th Street is a 2 story, 2 bay, irregular plan, wood frame, Dutch Colonial Revival style residence. Constructed in 1926, the wood clapboard-sided house contains a 1 story gable roofed wing at the south end. The asymmetrical façade features an offset, gabled projecting entry block with a replacement door. A tripartite sash to the south, and a stained glass, fixed sash to the north, flanks the entrance. Fenestration consists of 6/1 wood sash, and the gambrel roof is covered in composition shingles.

477 East 40th Street Block 1482 Lot 12

Contributing

Outbuildings: 1 detached garage (N/C)

477 East 40th Street is a ca. 1926, 2 story, 3 bay, irregular plan, wood frame, Colonial Revival style residence. The vinyl-sided house contains a 1 story, hip roofed wing at the south end. The symmetrical façade features a gabled door hood supported by simple brackets, covering a replacement door. Fenestration consists of replacement sash at the 1st floor, and 8/1 wood sash at the 2nd floor. The gable roof is covered in composition shingles.

East 41st Street

300 East 41st Street Block 1446 Lot 16

Contributing

Outbuildings: 1 stylistically similar, detached garage (C)

300 East 41st Street is a 2 story, 2 bay, irregular plan, wood frame, Tudor Revival style residence. Constructed in 1937, the asymmetrical façade contains a brick veneer interspersed with stone blocks at the door surround, and a projecting entry block with a 4-light raised panel door. The 2nd floor is finished in faux 1/2 timbering with an overhanging jetty with decorative timber ends at the façade, and rusticated clapboards at gable ends. Fenestration consists of 6/6 wood sash and replacement sash. The gable roof is covered in slate tiles.

301 East 41st Street Block 1441 Lot 3

Contributing

Outbuildings: 0

301 East 41st Street is a 2 story, irregular plan, wood frame, Tudor Revival style residence. Constructed in 1933, the asymmetrical façade contains an asymmetrical, double-gable façade. The picturesque house features clinker brick veneer, brick infilled timbers, and a clinker brick & random stone chimney stack at the 1st level. Rusticated clapboards and stucco coat are found elsewhere. The entry block has stone blocks surrounding the segmental head doorway and contains a replacement door. Non-contributing, contemporary stone walls have been constructed at the front walkway. Fenestration consists of oriel casements at the 1st floor, and 1/1 sash elsewhere. The gable roof is covered in composition shingles.

302 East 41st Street Block 1446 Lot 15

Contributing

United States Department of the Interior
National Park Service

National Register of Historic Places

Continuation Sheet – EASTSIDE PARK HISTORIC DISTRICT

PATERSON, PASSAIC COUNTY, NEW JERSEY

Section number 7

Page 125 of 148

Outbuildings: 1 stylistically similar, detached garage (C)

302 East 41st Street is a 2 story, irregular plan, wood frame, Tudor Revival style residence. Constructed in 1936, the asymmetrical façade has the 1st level and chimney stack finished in random-coursed stone blocks, and the upper levels in faux 1/2 timbering. Fenestration consists of lattice and multi-light casement windows. The gable roof is covered in slate tiles, and two, hipped, windowless dormers flank the chimney.

305 East 41st Street

Block 1441 Lot 4

Contributing

Outbuildings: 0

305 East 41st Street is a 2 story, irregular plan, wood frame, Tudor Revival style residence. Constructed in 1935 with an asymmetrical façade, the house is finished in brick veneer brick with cut stone quoining, window and door surrounds at the 1st floor, and faux 1/2 timbering on the overhanging jetty at the 2nd floor. The round head door surround contains a raised panel door. Fenestration consists of replacement sash and casement. The gable roof is covered in slate tiles.

306 East 41st Street

Block 1446 Lot 14

Contributing

Outbuildings: 1 stylistically similar, detached garage (C)

306 East 41st Street is a 2 story, 3 bay, rectangular plan, wood frame, Tudor Revival style residence. Constructed in 1936, the double-gabled symmetrical façade contains a brick veneer at the 1st floor, faux 1/2 timbering at the 2nd floor, and rusticated clapboards at the gable ends. A gabled portico with carved timber support piers, houses a vertical plank, 3-light entry door. Fenestration consists of tripartite wood sash at the 1st floor, and 6/6 wood sash elsewhere. The gable roof is covered in slate tiles.

309 East 41st Street

Block 1441 Lot 5

Contributing

Outbuildings: 0

309 East 41st Street is a ca. 1936, 2 story, irregular plan, wood frame, Tudor Revival style residence. The double-gabled asymmetrical façade contains a brick veneer at the 1st floor, faux 1/2 timbering at the 2nd floor, and rusticated clapboards at the gable ends. A raised panel entry door is flanked by 9-light fixed sash. Fenestration consists of wood casements, and the gable roof is covered in slate tiles.

310 East 41st Street

Block 1446 Lot 13

Contributing

Outbuildings: 0

310 East 41st Street is a 2 story, irregular plan, brick, Colonial Revival style residence. Constructed in 1933, the asymmetrically masses house contains three, offset, hip roofed blocks with brick quoining. The house features a simple entrance with a raised panel door at the central block, with the rear block containing a single bay garage with a flat roofed portion. Fenestration consists of replacement casement windows, and the hip roof is covered in slate tiles.

314 East 41st Street

Block 1446 Lot 12

Contributing

Outbuildings: 1 stylistically similar, detached garage (C)

314 East 41st Street is a 2 story, 3 bay, rectangular plan, brick, Colonial Revival style residence. Constructed in 1935, a brick veneer covers the symmetrical façade and 1st floor elsewhere, with wood clapboard siding at the gable ends. The plain façade contains a classical-inspired, rounded canopy portico supported by slender Tuscan columns, and a decorative glass entry door is flanked by sidelights over raised panels. Fenestration consists of

United States Department of the Interior
National Park Service

National Register of Historic Places

Continuation Sheet – EASTSIDE PARK HISTORIC DISTRICT

PATERSON, PASSAIC COUNTY, NEW JERSEY

Section number 7

Page 126 of 148

tripartite 1/1 replacement sash at the 1st floor, and 1/1 replacement sash elsewhere. The gable roof is covered in slate tiles.

315 East 41st Street Block 1441 Lot 6

Contributing

Outbuildings: 0

315 East 41st Street is a 2 story, irregular plan, brick, Tudor Revival style residence. Constructed in 1935, the asymmetrical façade contains a brick veneer at the 1st floor, with decorative brick infilled timbers at the projecting entry and garage block. Faux 1/2 timbering is found at the 2nd floor, along with a replacement bow window south of the entry. Fenestration consists of 1/1 replacement sash, and the steep, hip roof is covered in slate tiles.

317 East 41st Street Block 1441 Lot 7

Contributing

Outbuildings: 0

317 East 41st Street is a ca. 1934, 2 story, irregular plan, wood frame, Colonial Revival style residence. The wood clapboard-sided house contains a shed roofed, 1 story wing at south end, and a gabled projection at the north end. The entry at north bay contains a Federal style-inspired door surround with a fanlight and a raised panel door flanked by leaded sidelights. A bay window with replacement picture and sash is placed at the south bay. Fenestration consists of 1/1 replacement sash, and the gable roof is covered in slate tiles.

318 East 41st Street Block 1446 Lot 11

Contributing

Outbuildings: 1 stylistically similar, detached garage (C)

318 East 41st Street is a 2 story, 3 bay, irregular plan, brick, Tudor Revival style residence. Constructed in 1935 with an asymmetrical façade, the house contains a brick veneer with ashlar cut stone blocks at the north end of the 1st story, integrated into chimneystack. The remainder of the house features faux 1/2 timbering and vinyl siding. A single, fixed sash, lattice window flanks a recessed entry with a raised panel door. Fenestration consists of lattice casement and 1/1 replacement sash, and the gable roof is covered in slate tiles.

321 East 41st Street Block 1441 Lot 8

Contributing

Outbuildings: 0

321 East 41st Street is a 2 story, 4 bay, irregular plan, brick, Colonial Revival style residence. Constructed in 1936, the asymmetrical façade contains a brick veneer at the 1st floor, and vinyl siding at the 2nd floor. A projecting shed roofed entry and garage block lies at the north end with a gabled section over the door. An engaged, classical-inspired door surround houses a raised panel door. Fenestration consists of 6/6 wood sash, and the gable roof, with staggered ridgeline, is covered in slate tiles.

322 East 41st Street Block 1446 Lot 10

Contributing

Outbuildings: 0

322 East 41st Street is a 2 story, 3 bay, irregular plan, brick, Tudor Revival style residence. Constructed in 1937w, the house contains a 1 story, shed roofed porch wing at the south end. The asymmetrical façade features a brick and rough cut, stone veneer at the 1st floor, and decorative faux 1/2 timbering at the 2nd floor. A projecting entry and 2 bay garage block at the north end, and a quatripartite lattice casement at the

United States Department of the Interior
National Park Service

National Register of Historic Places

Continuation Sheet – EASTSIDE PARK HISTORIC DISTRICT

PATERSON, PASSAIC COUNTY, NEW JERSEY

Section number 7

Page 127 of 148

southernmost bay. A segmental arch doorway contains a vertical plank door. Fenestration consists of lattice and 12-light casements. The gable roof is covered in slate tiles.

336 East 41st Street Block 1445 Lot 1
Contributing

Outbuildings: 1 detached garage (N/C)

336 East 41st Street is a 2 story, 4 bay, irregular plan, wood frame, Colonial Revival style residence. Constructed in 1922, the vinyl-sided house, with gable end to the street, features an asymmetrical façade. A 2 story block lies at the north bay, and a small entry block with projecting, gabled door hood is supported by vinyl-encased brackets. A 6-light, raised panel door is flanked by 10-light sidelights. Fenestration consists of 1/1 replacement sash, and the gable roof is covered in composition shingles.

339 East 41st Street Block 1444 Lot 3
Contributing

Outbuildings: 1 detached garage (N/C)

339 East 41st Street is a 2 story, 3 bay, rectangular plan, wood frame, Dutch Colonial Revival style residence. Constructed in 1921, the vinyl-sided house contains 1 story hip roofed wings at both ends. The symmetrical façade features a segmental arch, pedimented portico supported by slender Tuscan columns. A raised panel door is flanked by leaded sidelights. Fenestration consists of tripartite picture windows and 1/1 replacement sash at the 1st floor, and 1/1 replacement sash elsewhere. The gambrel roof is covered in composition shingles.

340 East 41st Street Block 1445 Lot 14
Contributing

Outbuildings: 1 detached garage (N/C)

340 East 41st Street is a 2 story, 3 bay, rectangular plan, wood frame, Colonial Revival style residence. Constructed in 1923, the vinyl-sided house with symmetrical facade, contains a projecting entry block with a curvilinear door hood projecting from the house as a shed roof. The door hood is supported by large, curvilinear brackets and simple wood posts, and the 4-light, raised panel door is flanked by 10-light sidelights. Fenestration consists of 1/1 replacement sash, and the gable roof is covered in composition shingles.

343 East 41st Street Block 1444 Lot 3
Contributing

Outbuildings: 1 detached garage (N/C)

343 East 41st Street is a 2 story, 2 bay, irregular plan, wood frame, Dutch Colonial Revival style residence. Constructed in 1923 with an asymmetrical façade, the house contains an altered, enclosed portico with a 1/2 round, open pediment, with straight flares, and a replacement door and sidelights. Fenestration consists of a single tripartite 6/1 flanked by 4/1 wood sash, and 6/6 & 6/1 wood sash. The gable roof is covered in slate tiles and composition shingles.

344 East 41st Street Block 1445 Lot 13
Contributing

Outbuildings: 1 detached garage (N/C)

344 East 41st Street is a 2 story, 2 bay, irregular plan, wood frame, Dutch Colonial Revival style residence. Constructed in 1923, the vinyl-sided house with symmetrical façade, contains a projecting entry block with a pedimented gable roof, and a 3-light, raised panel door. Fenestration consists of replacement bay windows at the 1st floor, and 1/1 replacement sash elsewhere. The gable roof is covered in composition shingles.

United States Department of the Interior
National Park Service

National Register of Historic Places

Continuation Sheet – EASTSIDE PARK HISTORIC DISTRICT PATERSON, PASSAIC COUNTY, NEW JERSEY

Section number 7

Page 128 of 148

347 East 41st Street

Block 1444 Lot 5

Contributing

Outbuildings: 1 detached garage (N/C)

347 East 41st Street is a 2 story, 2 bay, irregular plan, wood frame, Colonial Revival style residence. Constructed in 1923, the vinyl-sided house contains a 1 story wing at the south end. The asymmetrical façade features an offset projecting entry block with an open bed pedimented roof, and replacement door. Fenestration consists of single tripartite 1/1 sash and 1/1 replacement sash. The gable roof is covered in composition shingles.

350 East 41st Street

Block 1445 Lot 12

Contributing

Outbuildings: 1 detached garage (N/C)

350 East 41st Street is a 2 story, 2 bay, irregular plan, wood frame, Colonial Revival style residence. Constructed in 1923, the wood clapboard-sided house contains a 1 story flat roofed wing at the south end. The asymmetrical façade features an offset entry containing a large Colonial Revival-inspired pedimented portico with elliptical arch ceiling supported by slender Tuscan columns. A raised panel door is flanked by decorative sidelights, and a projecting roofline cornice contains block modillions. Fenestration consists of a single tripartite 1/1 sash, 6/1 wood sash, and 1/1 replacement sash. The gable roof is covered in composition shingles.

351 East 41st Street

Block 1444 Lot 6

Contributing

Outbuildings: 1 detached garage (N/C)

351 East 41st Street is a 2 story, 2 bay, irregular plan, wood frame, Dutch Colonial Revival style residence. Constructed in 1923, the wood clapboard-sided house contains a 1 story, hip roofed wing at the north end. The asymmetrical façade features a segmental arch portico supported by Tuscan columns enclosed by raised panel and 6-light glazed inserts. Fenestration consists of a single tripartite replacement sash, and replacement sash. The gambrel roof is covered in composition shingles. (see photo 65)

354 East 41st Street

Block 1445 Lot 11

Contributing

Outbuildings: 1 detached garage (N/C)

354 East 41st Street is a 2 story, 3 bay, irregular plan, wood frame, Dutch Colonial Revival style residence. Constructed in 1923, the house contains a random coursed, ashlar cut stone veneer at the 1st floor symmetrical façade. A gabled projecting entry block contains a 12-light, raised panel outer door. Fenestration consists of tripartite replacement sash and 1/1 replacement sash. The gable roof is covered in composition shingles.


355 East 41st Street

Block 1444 Lot 7

Contributing

Outbuildings: 1 detached garage (N/C)

355 East 41st Street is a 2 story, 2 bay, irregular plan, wood frame, Colonial Revival style residence. Constructed in 1923, the house contains a 1 story wing at the south end. The house is clad in a faux stone veneer at the 1st floor façade, and vinyl-sided elsewhere. Decorative trellises flank an offset entry with a gabled portico supported by Tuscan columns. Fenestration consists of a single tripartite 6/1 flanked by 4/1 sash, 6/1 sash, 6/6 sash, and 1/1 replacement sash. The gable roof is covered in composition shingles.



United States Department of the Interior
National Park Service

National Register of Historic Places

Continuation Sheet – EASTSIDE PARK HISTORIC DISTRICT

PATERSON, PASSAIC COUNTY, NEW JERSEY

Section number 7 Page 129 of 148

356 East 41st Street Block 1445 Lot 10

Contributing

Outbuildings: 1 detached garage (N/C)

356 East 41st Street is a 2 story, 2 bay, irregular plan, wood frame, Colonial Revival style residence. Constructed in 1923, the house, with asymmetrical façade, contains an offset, projecting entry block with a gable roof projecting from a pent roof, covered by an aluminum door canopy. Fenestration consists of single tripartite 1/1 replacement sash, and 1/1 replacement sash elsewhere. The gable roof is covered in composition shingles.

359 East 41st Street Block 1444 Lot 8

Contributing

Outbuildings: 1 detached garage (N/C)

359 East 41st Street is a 2 story, 2 bay, irregular plan, wood frame, Dutch Colonial Revival style residence. Constructed in 1923, the vinyl-sided house contains a 1 story hip roofed wing at the south end. A projecting entry block with an altered pediment, houses a raised panel door. Fenestration consists of a single tripartite 6/1 flanked by 4/1 sash, 6/1 sash, 6/6 sash, and 1/1 replacement sash. The gable roof is covered in slate tiles and composition shingles.

360 East 41st Street Block 1445 Lot 9

Contributing

Outbuildings: 1 detached garage (N/C)

360 East 41st Street is a 2 story, 2 bay, irregular plan, wood frame, Dutch Colonial Revival style residence. Constructed in 1923, the vinyl-sided house contains a 1 story hip roofed wing at the south end, projecting entry block with sunburst decoration at pediment, 3-light, raised panel door. Fenestration consists of a single tripartite 6/1 flanked by 4/1 sash, 6/1 sash, 1/1 replacement sash, and 6-light fixed sash at the wing. The gable roof is covered in composition shingles.

385 East 41st Street Block 1495 Lot 4

Contributing

Outbuildings: 1 detached garage (N/C)

385 East 41st Street is a ca. 1953, 1-1/2 story, 2 bay, rectangular plan, wood frame, Colonial Revival style residence. The Cape Cod type house contains a random coursed stone veneer at the symmetrical façade, and vinyl siding elsewhere. The entry features a single-light, raised panel outer door. Fenestration consists of quatripartite replacement casements, and 1/1 replacement sash. The gable roof, covered in composition shingles, contains gabled dormers.

388 East 41st Street Block 1494 Lot 21

Contributing

Outbuildings: 1 detached garage (N/C)

388 East 41st Street is a ca. 1928, 2 story, 2 bay, irregular plan, wood frame, Colonial Revival style residence. The vinyl-sided house contains a 1 story flat roofed wing at south end. The asymmetrical façade features a gabled, projecting entry block with a replacement door flanked by small, leaded glass fixed sash. Fenestration consists of single tripartite 1/1 sash, and 1/1 replacement sash. The gable roof is covered in composition shingles.

United States Department of the Interior
National Park Service

National Register of Historic Places

Continuation Sheet – EASTSIDE PARK HISTORIC DISTRICT

PATERSON, PASSAIC COUNTY, NEW JERSEY

Section number 7

Page 130 of 148

389 East 41st Street Block 1495 Lot 5
Contributing

Outbuildings: 1 detached garage (N/C)

389 East 41st Street is a 1-1/2 story, square plan, wood frame, Arts & Crafts style residence. Constructed in 1922, the vinyl-sided bungalow with asymmetrical façade, contains an altered gable-in-gable bungalow with an enclosed, integrated porch supported by flared piers. Alterations include a bay window, dentil molding trim, and a replacement door flanked by glass-block sidelights. Fenestration consists of mixed sash & casement, and the cross-gable roof is covered in composition shingles.

390 East 41st Street Block 1494 Lot 20
Contributing

Outbuildings: 1 detached garage (N/C)

390 East 41st Street is a ca. 1928, 2 story, 2 bay, irregular plan, wood frame, Dutch Colonial Revival style residence. The vinyl-sided house contains a 1 story hip roofed wing at the south end. The asymmetrical façade features a projecting entry block with sunburst decoration at a 1/2 round pediment. A replacement door is flanked by original, decorative sidelights. Fenestration consists of a single tripartite 6/1 flanked by 4/1 sash, 6/1 sash, and 6/6 sash. The gable roof is covered in composition shingles.

396 East 41st Street Block 1494 Lot 19
Contributing

Outbuildings: 1 detached garage (N/C)

396 East 41st Street is a ca. 1923, 2 story, 2 bay, irregular plan, wood frame, Dutch Colonial Revival style residence. The vinyl-sided house contains a 1 story hip roofed wing at the south end. The asymmetrical façade features an offset projecting entry block with a curvilinear door hood, supported by decorative brackets. A replacement door is flanked by original, decorative sidelights. Fenestration consists of 6/1 sash, and mixed replacement sash. The gable roof is covered in slate tiles and composition shingles.

397 East 41st Street Block 1495 Lot 6
Contributing

Outbuildings: 1 detached garage (N/C)

397 East 41st Street is a 2 story, irregular plan, wood frame, Tudor Revival style residence. Constructed in 1924 with an asymmetrical façade, the stucco-coated house contains a 1/2 story brick veneer at the base. Tudor massing includes an offset, gable end to street, round head doorway with a brick surround, and a raised panel door with large oculus single pane. Colonial Revival elements include a 1/2 round door hood with straight flares and an attic level 1/2 round window with keystones. Fenestration consists of a single tripartite 1/1 sash, and 1/1 replacement sash. The gable roof, covered in slate tiles, contains a large shed roofed dormer.

400 East 41st Street Block 1494 Lot 18
Contributing

Outbuildings: 1 detached garage (N/C)

400 East 41st Street is a ca. 1928, 2 story, 2 bay, irregular plan, wood frame, Dutch Colonial Revival style residence. The vinyl-sided house contains a 1 story hip roofed wing at the south end. An offset, projecting entry block features an altered, 1/2 round pediment with straight flares, and a 6-light, raised panel entry door.

United States Department of the Interior
National Park Service

National Register of Historic Places

Continuation Sheet – EASTSIDE PARK HISTORIC DISTRICT PATERSON, PASSAIC COUNTY, NEW JERSEY

Section number 7

Page 131 of 148

Fenestration consists of a single tripartite picture flanked by 1/1 sash, and 1/1 replacement sash. The gable roof is covered in composition shingles.

401 East 41st Street

Block 1495 Lot 7

Contributing

Outbuildings: 1 detached garage (N/C)

401 East 41st Street is a 2 story, 2 bay, irregular plan, wood frame, Dutch Colonial Revival style residence. Constructed in 1923, the vinyl-sided house contains a 1 story hip roofed wing at the south end. The asymmetrical façade features an offset, projecting entry block with a gabled door hood projecting from a pent roof. Fenestration consists of a single tripartite 6/1 flanked by 4/1 sash, 6/1 sash, and 6/6 sash. The gable roof is covered in composition shingles.

404 East 41st Street

Block 1494 Lot 17

Contributing

Outbuildings: 1 detached garage (N/C)

404 East 41st Street is a ca. 1928, 2 story, 2 bay, square plan, wood frame, Colonial Revival style residence. The vinyl-sided house contains a 1 story wing at the south end. The symmetrical façade features a projecting entry block containing a plain, single-light door flanked by blank panels. Fenestration consists of 1/1 replacement sash, and the gable roof is covered in composition shingles.

405 East 41st Street

Block 1495 Lot 8

Contributing

Outbuildings: 1 detached garage (N/C)

405 East 41st Street is a 2 story, irregular plan, wood frame, Tudor Revival style residence. Constructed in 1924 with an asymmetrical façade, the vinyl-sided house contains a ½ story brick veneer at the base. Tudor massing includes an offset gable end to street, and a gabled projecting entry block with replacement door. A Colonial Revival-inspired Palladian window is placed at the attic level. The gable roof, covered in composition shingles, contains a large, shed roofed dormer.

406 East 41st Street

Block 1494 Lot 16

Contributing

Outbuildings: 1 detached garage (N/C)

406 East 41st Street is a ca. 1928, 2 story, 2 bay, irregular plan, wood frame, Dutch Colonial Revival style residence. The vinyl-sided house contains a 1 story hip roofed wing at south end. The asymmetrical façade features an offset, projecting entry block with a pedimented door hood, and plain entry door. Fenestration consists of a single tripartite 1/1 replacement sash, and mixed replacement sash. The gable roof is covered in composition shingles.

410 East 41st Street

Block 1494 Lot 10

Contributing

Outbuildings: 1 detached garage (N/C)

410 East 41st Street is a ca. 1928, 2 story, 2 bay, irregular plan, wood frame, Colonial Revival style residence. The vinyl-sided house contains a 1 story hip roofed wing at the south end. The asymmetrical façade features an offset, projecting entry block with an overhanging, semidome pedimented roof with trellises at either end. The entrance block is flanked by 8-light fixed sash, and the entry door is an 8-light, raised panel door. Fenestration

United States Department of the Interior
National Park Service

National Register of Historic Places

Continuation Sheet – EASTSIDE PARK HISTORIC DISTRICT

PATERSON, PASSAIC COUNTY, NEW JERSEY

Section number 7 Page 132 of 148

consists of a single tripartite picture window flanked by 4-light casements, and 6/1 wood sash. The gable roof is covered in composition shingles.

411 East 41st Street Block 1495 Lot 9
Contributing

Outbuildings: 1 detached garage (N/C)

411 East 41st Street is a 2 story, 2 bay, irregular plan, wood frame, Dutch Colonial Revival style residence. Constructed in 1925, the high integrity house contains a 1 story hip roofed wing at the south end. The asymmetrical façade features an offset, projecting entry block with a segmental arch pediment, supported by Tuscan style piers at the corners, housing a louvered glass entry door. Fenestration consists of a single tripartite 6/1 flanked by 4/1 sash, 6/1 sash, and 6/6 sash. The gambrel roof is covered in composition shingles.

414 East 41st Street Block 1494 Lot 14
Contributing

Outbuildings: 1 detached garage (N/C)

414 East 41st Street is a 2 story, 3 bay, rectangular plan, wood frame, Dutch Colonial Revival style residence. Constructed in 1926, the wood shingle-sided house with symmetrical façade contains a Colonial Revival-inspired door hood with a sunburst pattern, supported by curved brackets. A 4-light raised panel door is flanked by plain panels and fixed, louvered shutters. Fenestration consists of 6/1 wood sash, and the gambrel roof is covered in slate tiles and composition shingles.

415 East 41st Street Block 1495 Lot 10
Contributing

Outbuildings: 1 detached garage (N/C)

415 East 41st Street is a 2 story, irregular plan, wood frame, Tudor Revival style residence. Constructed in 1925, the vinyl-sided house with asymmetrical façade contains a brick veneer 1/2 story base. Tudor massing includes an offset, gable end to street. A 5-sided, glazed, gabled, projecting entry block with awning windows, contains a 15-light porch door. A Colonial Revival-inspired 1/2 round window with keystones is placed at the attic level. Fenestration consists of a single tripartite 1/1 replacement sash, and 1/1 replacement sash. The gable roof, covered in composition shingles, contains a large, shed roofed dormer.

417 East 41st Street Block 1495 Lot 11
Contributing

Outbuildings: 1 detached garage (N/C)

417 East 41st Street is a 2 story, 3 bay, rectangular plan, wood frame, Dutch Colonial Revival style residence. Constructed in 1928, the wood shingle-sided house with asymmetrical façade, contains a brick veneer at the 1st floor, and wood clapboard siding at the 2nd floor. An offset, projecting entry block with a pedimented door hood, features a sunburst pattern, and covers an 8-light raised panel door. Fenestration consists of a single tripartite 6/1 flanked by 4/1 sash, and 6/1 sash. The gable roof is covered in composition shingles.

420 East 41st Street Block 1494 Lot 13A
Contributing

Outbuildings: 0

420 East 41st Street is a 2 story, 4 bay, irregular plan, wood frame, Colonial Revival style residence. Constructed in 1941, the vinyl-sided house contains a 1 story flat roofed wing at the south end. The house is clad in a

United States Department of the Interior
National Park Service

National Register of Historic Places

Continuation Sheet – EASTSIDE PARK HISTORIC DISTRICT

PATERSON, PASSAIC COUNTY, NEW JERSEY

Section number 7 Page 133 of 148

random-coursed stone veneer at 1st floor, and features a shed roofed, projecting entry and garage bay section with a replacement door. A single oriel window is placed south of the entry. Fenestration consists of replacement sash and casements, and the gable roof is covered in composition shingles.

421 East 41st Street Block 1495 Lot 12

Contributing

Outbuildings: 0

421 East 41st Street is a 2 story, 4 bay, irregular plan, wood frame, Dutch Colonial Revival style residence. Constructed in 1926, the vinyl-sided house contains a brick veneer at the 1st floor. The asymmetrical façade features an offset entry block with a gabled portico supported by Tuscan columns. The entry door is a paired, 6-light raised panel door. Fenestration consists of a single tripartite 6/1 flanked by 4/1 sash, and 6/1 sash. The gambrel roof is covered in slate tiles.

431 East 41st Street Block 1481 Lot 2

Contributing

Outbuildings: 0

431 East 41st Street is a 2 story, irregular plan, wood frame, Minimal Traditional style residence. Constructed in 1950, the vinyl-sided house with an asymmetrical façade, has Modern influence with a flat roofed brick veneer entryway & north bay at the 1st floor, and corner windows. The entryway contains a vertical plank door. Fenestration consists of mixed picture and casements. The gable roof is covered in composition shingles.

435 East 41st Street Block 1481 Lot 2

Contributing

Outbuildings: 0

435 East 41st Street is a 2 story, irregular plan, wood frame, Minimal Traditional style residence. Constructed in 1950, the vinyl-sided house with an asymmetrical façade, has Modern influence with a flat roofed brick veneer entryway & north bay at the 1st floor, and corner windows. The house is clad in brick veneer at the entire 1st floor, and the entryway contains a 3-light raised panel door. Fenestration consists of casements, and the gable roof is covered in composition shingles.

439 East 41st Street Block 1481 Lot 3

Contributing

Outbuildings: 0

439 East 41st Street is a 2 story, irregular plan, wood frame, Minimal Traditional style residence. Constructed in 1950, the vinyl-sided house with an asymmetrical façade, has Modern influence with a flat roofed brick veneer entryway & north bay at the 1st floor, and corner windows. The house is clad in brick veneer at the entire 1st floor, and the entryway contains a plain entry door with flanking glass-block sidelight. Fenestration consists of a single tripartite replacement picture window flanked by 1/1 sash, and 1/1 replacement sash. The gable roof is covered in composition shingles.

440 East 41st Street Block 1482 Lot 23

Contributing

Outbuildings: 1 detached garage (N/C)

440 East 41st Street is a 1-1/2 story, 3 bay, rectangular plan, wood frame, Colonial Revival style residence. Constructed in 1950, the vinyl-sided Cape Cod type house with asymmetrical, brick veneer façade, contains a replacement door covered by an aluminum door hood. Fenestration consists of a single tripartite replacement

United States Department of the Interior
National Park Service

National Register of Historic Places

Continuation Sheet – EASTSIDE PARK HISTORIC DISTRICT PATERSON, PASSAIC COUNTY, NEW JERSEY

Section number 7 Page 134 of 148

picture window flanked by 2/2 aluminum sash, and 1/1 aluminum sash. The gable roof, covered in composition shingles, contains gabled dormers.

443 East 41st Street Block 1481 Lot 4
Contributing

Outbuildings: 1 detached garage (N/C)

443 East 41st Street is a 2 story, 3 bay, irregular plan, wood frame, Dutch Colonial Revival style residence. Constructed in 1926, the wood clapboard-sided house contains a 1 story gable roofed wing at the south end. The asymmetrical façade features an offset entry with a gabled door hood supported by wrought-iron decorative stanchions. The entry contains a 6-light, raised panel door. Fenestration consists of a single, 5-part replacement bow window, and 1/1 replacement sash. The gambrel roof is covered in composition shingles.

444 East 41st Street Block 1482 Lot 22
Contributing

Outbuildings: 1 detached garage (N/C)

444 East 41st Street is a 2 story, 4 bay, irregular plan, wood frame, Colonial Revival style residence. Constructed in 1926, the vinyl-sided house contains a 1 story gable roofed wing at the north end, an offset projecting entry block with open bed, pedimented door hood, and a replacement door. Fenestration consists of tripartite 1/1 sash and paired 1/1 sash. The hip roof is covered in composition shingles.

447 East 41st Street Block 1481 Lot 5
Contributing

Outbuildings: 0

447 East 41st Street is a 2 story, 3 bay, rectangular plan, wood frame, Colonial Revival style residence. Constructed in 1937, the vinyl-sided house with asymmetrical façade, contains an offset entry, brick veneer at the 1st floor. A gabled portico with a 1/2 round ceiling, houses a 3-light, raised panel door. Fenestration consists of replacement sash, and the gable roof is covered in composition shingles.

451 East 41st Street Block 1481 Lot 6
Contributing

Outbuildings: 1 stylistically similar, detached garage (C)

451 East 41st Street is a 2 story, 3 bay, irregular plan, wood frame, Tudor Revival style residence. Constructed in 1937, the vinyl-sided house, with symmetrical façade, contains a brick veneer at the 1st floor. A Colonial Revival type, open bed pedimented portico, is supported by Tuscan columns, and features a swan-neck pedimented door surround. The north gable projects slightly and contains decorative timber ends at the overhang. Fenestration consists of tripartite replacement sash at the 1st floor, and replacement sash elsewhere. The gable roof, covered in composition shingles, contains twin gables projecting through the roofline.

454 East 41st Street Block 1482 Lot 21
Contributing

Outbuildings: 1 detached garage (N/C)

454 East 41st Street is a 2 story, irregular plan, wood frame, Tudor Revival style residence. Constructed in 1926, the asymmetrical façade contains a double-gabled façade, with the 1st floor and smaller gable clad in a faux stone veneer. An offset recessed entryway features a flat roofed portico supported by faux stone-clad piers.

United States Department of the Interior
National Park Service

National Register of Historic Places

Continuation Sheet – EASTSIDE PARK HISTORIC DISTRICT PATERSON, PASSAIC COUNTY, NEW JERSEY

Section number 7

Page 135 of 148

Fenestration consists of a single tripartite replacement sash, and 1/1 replacement sash. The cross-gable roof is covered in composition shingles.

456 East 41st Street Block 1482 Lot 20

Contributing

Outbuildings: 0

456 East 41st Street is a 2 story, 3 bay, irregular plan, wood frame, Colonial Revival style residence. Constructed in 1926, the wood clapboard-sided house features an asymmetrical façade. The projecting northern one-third of the 1st floor contains a tripartite sash and pedimented portico projecting from a pent roof, supported by Tuscan style columns. The entry contains a classical-inspired, engaged door surround with a raised panel door. Fenestration consists of a single tripartite replacement sash, and 1/1 replacement sash. The gable roof is covered in composition shingles.

457 East 41st Street Block 1481 Lot 7

Contributing

Outbuildings: 1 stylistically similar, detached garage (C)

457 East 41st Street is a 2 story, 2 bay, irregular plan, wood frame, Colonial Revival style residence. Constructed in 1936 with an asymmetrical façade, the 1st floor consists of random-coursed sandstone blocks, and the north bay consists of a projecting gabled bay rising past the roofline which contains a copper roofed portico supported by Tuscan style piers. A raised panel door is flanked by fluted pilasters. The south bay has a tripartite bay window with a copper roof that projects up to the 2nd floor windows. Fenestration consists of 6/6 wood sash, and the gable roof is covered in slate tiles.

460 East 41st Street Block 1482 Lot 19

Contributing

Outbuildings: 1 detached garage (N/C)

460 East 41st Street is a 2 story, 3 bay, irregular plan, wood frame, Tudor Revival style residence. Constructed in 1926, the vinyl-sided house contains a double-gabled asymmetrical façade, and an offset, recessed entry with an open bed pedimented portico containing a segmental arch ceiling, supported by Tuscan columns. A simple doorway contains a 4-light, raised panel door. Fenestration consists of 6/1 wood sash, and 1/1 replacement sash. The cross-gable roof is covered in composition shingles.

461 East 41st Street Block 1481 Lot 8

Contributing

Outbuildings: 0

461 East 41st Street is a 2 story, 3 bay, rectangular plan, wood frame, Colonial Revival style residence. Constructed in 1936, 1 story, hip roofed wing at north end, symmetrical façade, brick veneer at 1st floor, gabled portico supported by Tuscan columns projecting from full-width pent roof, 3-light raised panel door flanked by fluted pilasters. Fenestration consists of tripartite 6/1 wood sash flanked by 4/1 sash at 1st floor, and 6/1 wood sash. The gable roof is covered in slate tiles.

465 East 41st Street Block 1481 Lot 9

Contributing

Outbuildings: 0

United States Department of the Interior
National Park Service

National Register of Historic Places

Continuation Sheet – EASTSIDE PARK HISTORIC DISTRICT

PATERSON, PASSAIC COUNTY, NEW JERSEY

Section number 7 Page 136 of 148

465 East 41st Street is a 2 story, 3 bay, rectangular plan, brick, Colonial Revival style residence. Constructed in 1936, the white-painted brick house with symmetrical façade, contains a projecting, gabled entry block with a single-light, jewel-pane door flanked by louvered shutters. Fenestration consists of multi-light steel casements. The the hip roof, covered in slate tiles, contains a single, gabled dormer with a louvered opening.

468 East 41st Street Block 1482 Lot 17
Contributing

Outbuildings: 1 detached garage (N/C)

468 East 41st Street is a 2 story, 3 bay, rectangular plan, wood frame, Colonial Revival style residence. Constructed in 1926, the vinyl-sided house contains 1 story, hip roofed wings at both ends. The symmetrical façade features a brick veneer at the 1st floor, and a projecting entry block with a pedimented roof, housing a raised panel door with replacement sidelights. Fenestration consists of tripartite aluminum sash and 6/1 wood sash at the 1st floor, and paired 8/1 wood sash at 2nd floor. The gable roof is covered in composition shingles.

470 East 41st Street Block 1482 Lot 17
Key (NJ DEP Inv. 1608-516)

Outbuildings: 0

470 East 41st Street is a 1-1/2 story, 2 bay, rectangular plan, wood frame, Arts & Crafts style residence. Constructed in 1929 with a symmetrical façade, the roofline overhangs the 1st floor. A central entry contains a 5-light raised panel door, and the overhangs feature Arts & Crafts type triangular eave brackets. Fenestration consists of multi-light casements and 1/1 replacement sash. The gable roof, covered in composition shingles, contains a shed roofed dormer with double, paired sash.

East 42nd Street

294 East 42nd Street Block 1441 Lot 16
Contributing

Outbuildings: 0

294 East 42nd Street is a 2 story, irregular plan, wood frame, Tudor Revival style residence. Constructed in 1939, the cross-gabled house features the majority of the asymmetrical façade clad in clinker brick veneer with an engaged chimney stack interspersed with stone blocks. A sweeping roofline drops to single bay garage at north end. A Tudor arch door between the garage and chimney contains a vertical plank door. The upper levels are clad in wood clapboards. Fenestration consists of lattice and multi-light casements, and the gable roof is covered in slate tiles.

300 East 42nd Street Block 1441 Lot 15
Contributing

Outbuildings: 0

300 East 42nd Street is a 2 story, 4 bay, irregular plan, wood frame, Colonial Revival style residence. Constructed in 1937, asymmetrical façade, ashlar stone veneer covers the northern two-thirds of the 1st floor, the remainder in vinyl siding. The southernmost bay contains a single garage bay, and a full width shed roof contains a screened in porch with center entry and replacement door. Fenestration consists of 6/6 sash, and the gable roof is covered in composition shingles.

United States Department of the Interior
National Park Service

National Register of Historic Places

Continuation Sheet – EASTSIDE PARK HISTORIC DISTRICT

PATERSON, PASSAIC COUNTY, NEW JERSEY

Section number 7 Page 137 of 148

302 East 42nd Street Block 1441 Lot 14
Contributing
Outbuildings: 0

302 East 42nd Street is a ca. 1935, 2 story, 3 bay, irregular plan, wood frame, Tudor Revival style residence. The house with asymmetrical façade, contains faux 1/2 timbering at the 1st floor, and a central, brick and cut stone chimney stack. The house is stucco-coated above the 2nd floor, and the gable ends are aluminum-sided. The garage and entry are placed at either end, and the entry door is a raised, multi-panel with a single lattice-light. Fenestration consists of steel casements and lattice/1 sash. The gable roof is covered in slate tiles. (see photo 44)

308 East 42nd Street Block 1441 Lot 13
Contributing
Outbuildings: 0

308 East 42nd Street is a ca. 1935, 2 story, 4 bay, irregular plan, wood frame, Colonial Revival style residence. The wood clapboard-sided house contains a 1 story gable roofed wing at the south end. A random coursed, ashlar stone veneer is placed at the 1st floor of the symmetrical façade, and a slightly recessed doorway with a simple surround, contains a 4-light, raised panel door. Fenestration consists of 1/1 replacement sash, and the gable roof is covered in composition shingles.

309 East 42nd Street Block 1440 Lot 1
Contributing
Outbuildings: 0

309 East 42nd Street is a 2 story, irregular plan, wood frame, Tudor Revival style residence. Constructed in 1936, The brick veneer and vinyl-sided house with asymmetrical façade oriented to the north, contains an offset gable with an overhanging jetty supported by decorative timber ends, and a shed roofed projecting entry and garage block. Fenestration consists of a single tripartite 6/6 sash, 6/6 wood sash and 1/1 replacement sash. The gable roof is covered in slate tiles.

310 East 42nd Street Block 1441 Lot 12
Contributing
Outbuildings: 0

310 East 42nd Street is a ca. 1935, 2 story, 2 bay, irregular plan, wood frame, French Eclectic style residence. The stucco-coated house with asymmetrical façade and attached garage, contains an offset entry with a hip roofed portico supported by a wrought iron framework. A segmental head, vertical plank door contains a single, lattice-light. The 2nd story, segmental window heads project through the roofline. Fenestration consists of a single tripartite replacement sash, and replacement sash. The pyramidal roof features a chimney stack protruding from the top. (see photo 45)

314 East 42nd Street Block 1441 Lot 11
Contributing
Outbuildings: 0

United States Department of the Interior
National Park Service

National Register of Historic Places

Continuation Sheet – EASTSIDE PARK HISTORIC DISTRICT

PATERSON, PASSAIC COUNTY, NEW JERSEY

Section number 7 Page 138 of 148

314 East 42nd Street is a ca. 1936, 2 story, 3 bay, irregular plan, wood frame, Tudor Revival style residence. The house contains a brick veneer interspersed with stone blocks at 1st floor, and wood clapboards elsewhere. The asymmetrical façade features a projecting entry block with a shed roof portico supported by simple fluted posts. Fenestration consists of a single tripartite 6/6 sash, and 6/6 sash. The gable roof is covered in slate tiles.

317 East 42nd Street Block 1440 Lot 2
Contributing
Outbuildings: 0

317 East 42nd Street is a 1-1/2 story, 5 bay, irregular plan, wood frame, Colonial Revival style residence. Constructed in 1948, clinker brick veneer and vinyl-sided house contains two, telescoping bays at the south end, and an attached garage at the north end. The asymmetrical façade features an offset entry with a classical-inspired surround and raised panel door. Fenestration consists of single tripartite replacement picture flanked by 1/1 replacements sash, and 6/6 sash. The gable roof, covered in composition shingles, contains gabled dormers.

318 East 42nd Street Block 1441 Lot 10
Contributing
Outbuildings: 0

318 East 42nd Street is a 2 story, 3 bay, irregular plan, wood frame, Dutch Colonial Revival style residence. Constructed in 1936, the brick veneer and vinyl-sided house features an asymmetrical façade. A 2 story, garage wing with secondary entrance is placed at the north end, and a recessed brick veneer entryway is centrally placed. Both doors are replacements. Fenestration consists of 1/1 replacement sash, and the gambrel roof is covered in composition shingles.

327 East 42nd Street Block 1443 Lot 2
Contributing
Outbuildings: 0

327 East 42nd Street is a 2 story, 3 bay, rectangular plan, wood frame, Colonial Revival style residence. Constructed in 1937, the stone and wood shingle-sided house contains a 1 story porch wing at the north end, and a random coursed stone veneer at the 1st floor façade. The symmetrical façade features an offset entry containing a classical-inspired surround with fluted pilasters and a recessed, raised panel door. Fenestration consists of 8/8 sash at the 1st floor, and 6/6 sash at the 2nd floor. The gable roof, covered in composition shingles, contains three engaged dormers at the roofline.

333 East 42nd Street Block 1443 Lot 3
Contributing
Outbuildings: 0

333 East 42nd Street is a 2 story, 3 bay, rectangular plan, wood frame, Colonial Revival style residence. Constructed in 1937, the stone and vinyl-sided house with asymmetrical façade, contains a random coursed stone veneer at the 1st floor façade, and an oversized bow window with a copper roof flanked by an entry with a classical-inspired door surround and a raised panel door. Fenestration consists of 6/6 sash, and the gable roof is covered in composition shingles.

335 East 42nd Street Block 1443 Lot 4
Contributing
Outbuildings: 0

United States Department of the Interior
National Park Service

National Register of Historic Places

Continuation Sheet – EASTSIDE PARK HISTORIC DISTRICT

PATERSON, PASSAIC COUNTY, NEW JERSEY

Section number 7 Page 139 of 148

335 East 42nd Street is a 2 story, irregular plan, wood frame, Minimal Traditional style residence. Constructed in 1950, the vinyl-sided house with an asymmetrical façade, contains a projecting brick veneer entry and garage block. The Modern influence includes corner windows and a flat roofed entry with multiple support posts. Fenestration consists of combination picture & casements. The gable roof is covered in composition shingles. Of the numerous examples of this type, it retains the highest integrity and originality. (see photo 69)

336 East 42nd Street Block 1444 Lot 16
Contributing

Outbuildings: 0

336 East 42nd Street is a 1-1/2 story, 2 bay, irregular plan, wood frame, Minimal Traditional style residence. Constructed in 1952, the double gabled, split-level asymmetrical façade, features a projecting gable with a brick veneer containing a garage bay and entry. The entry features an engaged, classical-inspired pediment above a raised panel door. The north bay is clad in a random coursed stone veneer. Fenestration consists of a single tripartite replacement picture flanked by 1/1 replacements sash, and 1/1 replacement sash. The gable roof is covered in composition shingles.

339 East 42nd Street Block 1443 Lot 4A
Contributing

Outbuildings: 1 detached garage (N/C)

339 East 42nd Street is a 1 story, 3 bay, irregular plan, wood frame, Minimal Traditional style residence. Constructed in 1945, the vinyl-sided house with an asymmetrical façade, contains symmetrical gable ends facing the street with a recessed, shed roofed entryway housing an offset, 9-light raised panel entry door. Fenestration consists of bay windows, and the gable roof is covered in composition shingles.

340 East 42nd Street Block 1444 Lot 15
Contributing

Outbuildings: 1 detached, embankment garage (N/C)

340 East 42nd Street is a 2 story, irregular plan, wood frame, Tudor Revival style residence. Constructed in 1930, the double gabled asymmetrical façade is stucco-coated, and vinyl-sided elsewhere. A simple door surround contains a raised panel door. Fenestration consists of 1/1 replacement sash, and 6/6 wood sash, and the gable roof is covered in slate tiles.

344 East 42nd Street Block 1444 Lot 14
Contributing

Outbuildings: 1 detached garage (N/C)

344 East 42nd Street is a 2 story, irregular plan, wood frame, Tudor Revival style residence. Constructed in 1930, the double gabled asymmetrical façade is covered in a faux stone veneer, and vinyl-sided elsewhere. A simple door surround contains a raised panel door. Fenestration consists of 6/6 wood sash, and the gable roof is covered in slate tiles.

345 East 42nd Street Block 1443 Lot 5
Contributing

Outbuildings: 0

345 East 42nd Street is a 2 story, 3 bay, rectangular plan, wood frame, Colonial Revival style residence. Constructed in 1942, the stucco coated house contains a 1 story hip roofed wing at the south end, and hip roofed attached garage bay at the north end. A brick veneer, symmetrical façade features a Renaissance-inspired

United States Department of the Interior
National Park Service

National Register of Historic Places

Continuation Sheet – EASTSIDE PARK HISTORIC DISTRICT PATERSON, PASSAIC COUNTY, NEW JERSEY

Section number 7 Page 140 of 148

segmental arch, pedimented portico supported by wrought iron stanchions. A raised panel entry door is flanked by 4-light sidelights. Fenestration consists of 1/1 replacement sash, and the hip roof is covered in slate tiles.

350 East 42nd Street Block 1444 Lot 13
Contributing

Outbuildings: 1 detached garage (N/C)

350 East 42nd Street is a 2 story, 2 bay, rectangular plan, wood frame, Dutch Colonial Revival style residence. Constructed in 1928, the brick veneer and vinyl-sided house features a 1 story hip roofed wing at the south end, and a symmetrical façade with a brick veneer at the 1st floor. An integrated, enclosed porch is supported by brick piers, and is infilled with paired sash and a replacement door & sidelights. Fenestration consists of replacement sash, and the gambrel roof is covered in composition shingles.

353 East 42nd Street Block 1443 Lot 5
Contributing

Outbuildings: 0

353 East 42nd Street is a 2 story, irregular plan, wood frame, Tudor Revival style residence. Constructed in 1950, the house contains a brick veneer at the 1st floor, and faux 1/2 timbering at the 2nd floor. The asymmetrical façade features a projecting gabled block containing a garage bay and recessed entry. Fenestration consists of replacement casement, and the gable roof is covered in composition shingles.

354 East 42nd Street Block 1444 Lot 12
Contributing

Outbuildings: 1 detached garage (N/C)

354 East 42nd Street is a ca. 1928, 2 story, 3 bay, rectangular plan, wood frame, Dutch Colonial Revival style residence. The wood clapboard-sided house contains a 1story porch wing at the south end, and a brick veneer at 1st floor. The symmetrical façade features an integrated porch supported by Tuscan columns, with an offset entry flanked by a bow window and a tripartite, 12-light fixed sash flanked by 4/4 sash. Fenestration includes 8/1 wood sash, and the gambrel roof is covered in composition shingles.

355 East 42nd Street Block 1443 Lot 6
Contributing

Outbuildings: 1 detached garage (N/C)

355 East 42nd Street is a 2 story, 3 bay, rectangular plan, wood frame, Colonial Revival style residence. Constructed in 1931, the aluminum-sided house contains a symmetrical façade with an altered, flat roofed portico supported by simple wood posts. Elements include replacement shutters, side awning windows, and a vinyl-encased cornice. Fenestration consists of 6/1 wood sash, and the gable roof is covered in composition shingles.

369 East 42nd Street Block 1496 Lot 2
Contributing

Outbuildings: 1 stylistically similar, detached garage (C)

369 East 42nd Street is a 2 story, 3 bay, square plan, brick, Colonial Revival style residence. Constructed in 1925, the Foursquare type house contains a 1 story hip-roofed wing at the south end. The symmetrical façade features

United States Department of the Interior
National Park Service

National Register of Historic Places

Continuation Sheet – EASTSIDE PARK HISTORIC DISTRICT

PATERSON, PASSAIC COUNTY, NEW JERSEY

Section number 7 Page 141 of 148

a large, open bed pedimented portico with a swan neck pediment decoration in the tympanum, supported by fluted Tuscan columns. A replacement door is flanked by original leaded sidelights. Fenestration consists of a single tripartite replacement picture window flanked by 1/1 replacement sash, 1/1 replacement sash, and 6/1 sash. The hip roof is covered in composition shingles.

375 East 42nd Street Block 1496 Lot 3
Contributing

Outbuildings: 1 detached garage (N/C)

375 East 42nd Street is a 2 story, 3 bay, rectangular plan, wood frame, Colonial Revival style residence. Constructed in 1953, the house contains a brick veneer at the 1st floor, and vinyl siding elsewhere. The asymmetrical façade features an altered, rounded-canopy portico with a wrought iron roof railing and vinyl-encased columns. A Greco-Roman-inspired door surround with a replacement door is flanked by a large, 7-part bow window to the south, and a 5-part casement to the north. Fenestration consists of mixed sash and casements. The hip roof, covered in composition shingles, contains a hipped dormer with 8/8 wood sash.

379 East 42nd Street Block 1496 Lot 4
Contributing

Outbuildings: 1 detached garage (N/C)

379 East 42nd Street is a 2 story, 3 bay, rectangular plan, wood frame, Colonial Revival style residence. Constructed in 1953, the high integrity, wood shingle-sided house contains a symmetrical façade. A central, rounded-canopy portico features a classical-inspired Tuscan entablature, surmounted by a wrought iron roof railing, and supported by fluted columns. Fluted and plain pilasters flank a 7-light, raised panel door. Fenestration consists of 6/1 wood sash, and the gable roof is covered in composition shingles.

383 East 42nd Street Block 1496 Lot 5
Contributing

Outbuildings: 1 stylistically similar, detached garage (C)

383 East 42nd Street is a 2 story, 3 bay, irregular plan, wood frame, Colonial Revival style residence. Constructed in 1948, the vinyl-sided house contains a brick veneer at the 1st floor. A gable ended random-coursed, ashlar veneer projection features a single bay window, and a shed roofed covered entrance houses a replacement door. The 2nd floor has a small gabled projection over paired sash. Fenestration consists of replacement sash, and the gable roof is covered in composition shingles.

384 East 42nd Street Block 1495 Lot 18
Contributing

Outbuildings: 0

384 East 42nd Street is a ca. 1953, 1 story, 2 bay, L-shaped plan, brick, Ranch style residence. The asymmetrical, split-level façade, contains a projecting block with a lower level, single bay garage with a tripartite 1/1 sash and circular "M" initial above. The entry is from the side, at the inside of the "L". Fenestration consists of a quatripartite bow, and 1/1 sash. The hip roof is covered in composition shingles.

389 East 42nd Street Block 1496 Lot 6
Non-Contributing

Outbuildings: 1 detached garage (N/C)

United States Department of the Interior
National Park Service

National Register of Historic Places

Continuation Sheet – EASTSIDE PARK HISTORIC DISTRICT

PATERSON, PASSAIC COUNTY, NEW JERSEY

Section number 7 Page 142 of 148

389 East 42nd Street is a ca. 1928, 2 story, 3 bay, irregular plan, wood frame, Dutch Colonial Revival style residence. The wood shingle-sided house with a heavily altered façade contains a projecting shed roofed addition with a brick veneer at the 1st floor façade and a large brick, replacement chimney. A Neo-Colonial Revival-inspired door surround contains a raised panel door. Fenestration consists of 1/1 replacement sash, and the gambrel roof is covered in composition shingles.

390 East 42nd Street Block 1495 Lot 18
Contributing

Outbuildings: 1 stylistically similar, detached garage (C)
390 East 42nd Street is a ca. 1926, 2 story, 3 bay, rectangular plan, wood frame, Colonial Revival style residence. The wood clapboard-sided house contains a 1 story hp roofed wing at the south end. The symmetrical façade features a gabled, Colonial-Revival-inspired portico with steel posts replacing the original columns, a Federal style-inspired door surround with a leaded fanlight, and a raised panel door flanked by leaded sidelights. Fenestration consists of 8/1 and 6/1 wood sash. The gable roof is covered in composition shingles.

393 East 42nd Street Block 1496 Lot 7
Contributing

Outbuildings: 1 detached garage (N/C)
393 East 42nd Street is a ca. 1928, 2 story, 2 bay, irregular plan, wood frame, Dutch Colonial Revival style residence. The vinyl-sided house contains a 1 story hip roofed wing at the south end. The symmetrical façade features a jerkin-head roofed portico supported by vinyl-encased columns. The form is wholly intact, but alterations include replacement windows, shutters, siding, door and sidelights. Fenestration consists of single tripartite replacement picture flanked by replacement sash, and replacement sash. The gambrel roof is covered in composition shingles.

394 East 42nd Street Block 1495 Lot 17
Contributing

Outbuildings: 1 stylistically similar, detached garage (C)
394 East 42nd Street is a 2 story, 4 bay, rectangular plan, wood frame, Colonial Revival style residence. Constructed in 1934, the symmetrical façade, brick veneer at 1st floor, projecting entrance block with gabled door hood supported by vinyl-encased brackets, 4-light raised panel door flanked by blank panels. Fenestration consists of 6/1 wood sash, and the gable roof is covered in composition shingles.

397 East 42nd Street Block 1496 Lot 8
Contributing

Outbuildings: 1 detached garage (N/C)
397 East 42nd Street is a ca. 1918, 2 story, 2 bay, irregular plan, wood frame, Dutch Colonial Revival style residence. The vinyl-sided house contains a 1 story hip roofed wing at the south end. The asymmetrical façade contains a large gable facing the street, and a projecting, 5-part entry block with a replacement door flanked by a tripartite window to the north and a tripartite casement at the wing. Fenestration consists of a single tripartite 6/1 wood sash flanked by 4/1 sash, and 6/6 sash. The gable roof is covered in composition shingles.

398 East 42nd Street Block 1496 Lot 4
Contributing

United States Department of the Interior
National Park Service

National Register of Historic Places

Continuation Sheet – EASTSIDE PARK HISTORIC DISTRICT PATERSON, PASSAIC COUNTY, NEW JERSEY

Section number 7

Page 143 of 148

Outbuildings: 1 detached garage (N/C)
398 East 42nd Street is a 2 story, 3 bay, rectangular plan, wood frame, Dutch Colonial Revival style residence. Constructed in 1928, the house contains a 1 story gable roofed wing at the south end. The symmetrical façade features a brick veneer at 1st floor, and vinyl-siding elsewhere. The entry contains a 4-light, raised panel door. Fenestration consists of replacement sash, and the gambrel roof is covered in composition shingles.

401 East 42nd Street Block 1496 Lot 9
Contributing

Outbuildings: 1 detached garage (N/C)
401 East 42nd Street is a ca. 1928, 2 story, 2 bay, rectangular plan, wood frame, Dutch Colonial Revival style residence. The vinyl-sided house contains a 1 story hip roofed wing at the south end. The asymmetrical façade features a projecting entry block with a segmental arch pediment containing a sunburst decoration in the tympanum. A replacement bay window flanks a replacement door. Fenestration consists of replacement sash, and the gambrel roof is covered in composition shingles.

402 East 42nd Street Block 1495 Lot 15
Contributing

Outbuildings: 1 stylistically similar, detached garage (C)
402 East 42nd Street is a 1-1/2 story, 5 bay, rectangular plan, wood frame, Colonial Revival style residence. Constructed in 1949, the Cape Cod type house with symmetrical façade is vinyl-sided at the gable ends. Bold decorative brackets support a projecting entry block with an overhanging gabled roof, and a Classical-Revival-inspired door surround contains a 2-light, raised panel door. Fenestration consists of casements and replacement sash. The gable roof, covered in composition shingles, contains slate-clad, hipped dormers.

407 East 42nd Street Block 1496 Lot 10
Contributing

Outbuildings: 1 detached garage (N/C)
407 East 42nd Street is a ca. 1928, 2 story, 2 bay, rectangular plan, wood frame, Dutch Colonial Revival style residence. The vinyl-sided house contains a 1 story hip roofed wing at the south end. The asymmetrical façade features a projecting entry block with a pedimented door hood containing a sunburst decoration, supported by Arts & Crafts-inspired, stepped-timber brackets. A replacement bay window flanks the entry, with replacement door. Fenestration consists of replacement sash, and the gambrel roof is covered in composition shingles.

409 East 42nd Street Block 1496 Lot 11
Contributing

Outbuildings: 0
409 East 42nd Street is a 1 story, 4 bay, rectangular plan, wood frame, Ranch style residence. Constructed in 1952, the house is finished in a brick veneer interspersed with granite blocks. The asymmetrical façade contains an offset, recessed entry with a random coursed stone veneer, and 2-light plain wood door. A tripartite picture window is flanked by 4-light casements at the south bay. Fenestration includes 2/2 wood sash, and the hip roof is covered in composition shingles.

414 East 42nd Street Block 1495 Lot 15
Contributing

Outbuildings: 0

United States Department of the Interior
National Park Service

National Register of Historic Places

Continuation Sheet – EASTSIDE PARK HISTORIC DISTRICT PATERSON, PASSAIC COUNTY, NEW JERSEY

Section number 7

Page 144 of 148

414 East 42nd Street is a ca. 1947, 1-1/2 story, irregular plan, wood frame, Tudor Revival style residence. The house contains a double-gabled, asymmetrical façade, with a brick veneer at the 1st floor, and aluminum clapboards at the gable ends. A gabled door hood, integrated with the entry block projection, is supported by Arts & Crafts-inspired triangular brackets, covering a raised panel door. Fenestration consists of 1/1 replacement sash, and the gable roof is covered in composition shingles.

424 East 42nd Street Block 1481 Lot 1
Contributing

Outbuildings: 0

424 East 42nd Street is a 1 story, 3 bay, irregular plan, wood frame, Ranch style residence. Constructed in 1952, the brick veneer house with asymmetrical façade, contains a vinyl-sided projection above the ground level garage. A slightly recessed, shed roofed entry, houses a 3-light, raised panel door flanked by simple fluted pilasters. Fenestration consists of replacement sash, and the hip roof is covered in composition shingles.

432 East 42nd Street Block 1481 Lot 22B
Contributing

Outbuildings: 0

432 East 42nd Street is a 2 story, irregular plan, wood frame, Minimal Traditional style residence. Constructed in 1950, the traditional platform with Modern-influence features an asymmetrical façade. The house is finished in brick veneer with vertical aluminum siding at the gabled façade. A projecting, flat roofed garage and entrance block, contains a single, vertical-light plain door. Fenestration consists of replacement casements, and the gable roof is covered in composition shingles.

435 East 42nd Street Block 1480 Lot 4
Contributing

Outbuildings: 0

435 East 42nd Street is a 1 story, irregular plan, wood frame, Modern Contemporary style residence. Constructed in 1947, the house is placed off-axis, and features an asymmetrical façade. Finished in a brick veneer with vinyl siding at the gable ends, the southern half contains a projecting block, and the central portion, a recessed entrance with replacement door. The entrance is flanked by adjacent picture windows to the south, and a recessed portion followed by a tripartite sash, to the north. Fenestration consists of picture windows and replacement sash. The gable roof is covered in composition shingles.

436 East 42nd Street Block 1481 Lot 22A
Contributing

Outbuildings: 0

436 East 42nd Street is a 2 story, irregular plan, wood frame, Minimal Traditional style residence. Constructed in 1950, the asymmetrical façade contains a flat roofed, random coursed, stone veneer front porch & garage projection, and a replacement bow window south of entrance. Fenestration consists of replacement casements, and the gable roof is covered in composition shingles. (see photo 67)

439 East 42nd Street Block 1480 Lot 4
Contributing

Outbuildings: 0

United States Department of the Interior
National Park Service

National Register of Historic Places

Continuation Sheet – EASTSIDE PARK HISTORIC DISTRICT PATERSON, PASSAIC COUNTY, NEW JERSEY

Section number 7

Page 145 of 148

439 East 42nd Street is a 1 story, irregular plan, wood frame, Ranch style residence. Constructed in 1949, the brick veneer house with asymmetrical façade, contains a projecting garage and entrance block with a vinyl-clad gable end, and replacement door. Fenestration consists of replacement casement and 1/1 sash. The hip roof is covered in composition shingles.

442 East 42nd Street Block 1481 Lot 22
Contributing

Outbuildings: 0

442 East 42nd Street is a 2 story, irregular plan, wood frame, Minimal Traditional style residence. Constructed in 1950, the traditional platform with Modern-influence contains an asymmetrical façade. Finished in brick veneer and aluminum clapboard siding at the gabled façade, a projecting flat roofed garage and entrance block contains a replacement door. Fenestration consists of picture windows and steel casements, and the gable roof is covered in composition shingles.

443 East 42nd Street Block 1480 Lot 5
Contributing

Outbuildings: 0

443 East 42nd Street is a 2 story, irregular plan, wood frame, Tudor Revival style residence. Constructed in 1938 with an asymmetrical façade, a brick veneer covers the 1st floor, with faux 1/2 timbering elsewhere. A shed roofed, projecting garage and entry block, contains a door flanked by stone blocks in brickwork and a small 1/1 sash over herringbone brickwork. Fenestration consists of 1/1 replacement sash, and the cross-gable roof is covered in composition shingles.

446 East 42nd Street Block 1481 Lot 21
Contributing

Outbuildings: 0

446 East 42nd Street is a 2 story, irregular plan, wood frame, Minimal Traditional style residence. Constructed in 1950, the traditional platform with Modern-influence contains an asymmetrical façade, a flat roofed, brick veneer front porch & garage projection, and a 3-light, plain door with single sidelight. Fenestration consists of picture windows and steel casements, and the gable roof is covered in composition shingles.

447 East 42nd Street Block 1480 Lot 6
Contributing

Outbuildings: 0

447 East 42nd Street is a 2 story, 3 bay, irregular plan, wood frame, Colonial Revival style residence. Constructed in 1937 with an asymmetrical façade, the house contains an offset, projecting, gable- roofed entry block with a replacement door, and an integrated garage bay at the north end. Fenestration consists of 1/1 aluminum and vinyl replacement sash. The gable roof is covered in composition shingles.

450 East 42nd Street Block 1481 Lot 20A
Contributing

Outbuildings: 0

450 East 42nd Street is a 2 story, irregular plan, wood frame, Minimal Traditional style residence. Constructed in 1950, the traditional platform with Modern-influence contains an asymmetrical façade. Finished in brick veneer

United States Department of the Interior
National Park Service

National Register of Historic Places

Continuation Sheet – EASTSIDE PARK HISTORIC DISTRICT PATERSON, PASSAIC COUNTY, NEW JERSEY

Section number 7

Page 146 of 148

and aluminum clapboard siding at the gabled façade, a projecting flat roofed garage and entrance block contains a replacement door. Fenestration consists of picture windows and steel casements, and the gable roof is covered in composition shingles.

451 East 42nd Street Block 1480 Lot 7
Contributing

Outbuildings: 0

451 East 42nd Street is a 2 story, 2 bay, rectangular plan, wood frame, Colonial Revival style residence. Constructed in 1951, the Cap Code type house with symmetrical façade contains a brick veneer at 1st floor façade, and vinyl siding elsewhere. A projecting, hip roofed entry block houses a replacement door. The hip roof with vented gablet, is covered in composition shingles.

454 East 42nd Street Block 1481 Lot 21
Contributing

Outbuildings: 0

454 East 42nd Street is a 2 story, irregular plan, wood frame, Minimal Traditional style residence. Constructed in 1950, the traditional platform with Modern-influence contains an asymmetrical façade, a flat roofed, random coursed stone veneer front porch & garage projection, and a 3-light, plain door. Fenestration consists of picture windows, replacement sash, and steel casements. The gable roof is covered in composition shingles.

455 East 42nd Street Block 1480 Lot 8
Key

Outbuildings: 0

455 East 42nd Street is a 1 story, irregular plan, brick, International style residence. Constructed in 1938, the house is horizontally oriented with an asymmetrical façade and massing. Features include a 1 bay garage projection, a recessed entry with a cantilevered, flat roofed door hood, a replacement door, and a single tripartite picture window flanked by casements. Fenestration consists of replacement sash and casements, and the roof is flat.

456 East 42nd Street Block 1481 Lot 19A
Contributing

Outbuildings: 0

456 East 42nd Street is a 2 story, irregular plan, wood frame, Minimal Traditional style residence. Constructed in 1950, the traditional platform with Modern-influence contains an asymmetrical façade. Finished in white-painted brick veneer and vinyl siding at the gabled façade, a projecting flat roofed garage and entrance block contains a single-light plain door. Fenestration consists of picture windows, replacement casements, and steel casements. The gable roof is covered in composition shingles.

460 East 42nd Street Block 1481 Lot 19
Contributing

Outbuildings: 0

460 East 42nd Street is a 2 story, irregular plan, wood frame, Minimal Traditional style residence. Constructed in 1950, the traditional platform with Modern-influence contains an asymmetrical façade, a flat roofed, random

United States Department of the Interior
National Park Service

National Register of Historic Places

Continuation Sheet – EASTSIDE PARK HISTORIC DISTRICT PATERSON, PASSAIC COUNTY, NEW JERSEY

Section number 7

Page 147 of 148

coursed stone veneer front porch & garage projection, and a raised panel door with sidelight. Fenestration consists of replacement picture, and replacement sash. The gable roof is covered in composition shingles.

463 East 42nd Street

Block 1480 Lot 9

Contributing

Outbuildings: 0

463 East 42nd Street is a 2 story, irregular plan, wood frame, Minimal Traditional style residence. Constructed in 1950, the traditional platform with Modern-influence contains a flat roofed canopy covering the entrance and attached garage, supported by wrought iron stanchions. A single tripartite window is placed at the 1st floor, single, as is a diamond pane-light door. Fenestration consists of replacement picture windows, and replacement sash. The gable roof is covered in composition shingles.

467 East 42nd Street

Block 1480 Lot 9

Contributing

Outbuildings: 0

467 East 42nd Street is a 2 story, irregular plan, wood frame, Minimal Traditional style residence. Constructed in 1950, the traditional platform with Modern-influence contains an asymmetrical façade, with a flat roofed, cantilevered canopy covering the entrance, and an attached garage that faces 20th Avenue. A single tripartite window is placed at the 1st floor, single, as is a replacement door. Fenestration consists of picture windows, and replacement sash. The gable roof is covered in composition shingles.

United States Department of the Interior
National Park Service

National Register of Historic Places Continuation Sheet

- EASTSIDE PARK HISTORIC DISTRICT
PATERSON, PASSAIC COUNTY, NEW JERSEY

Section number _____

Page 1 of 1

UTM Coordinates

Zone 18

1.	572410 E	4528400 N
2.	572450 E	4528400 N
3.	572475 E	4528500 N
4.	572795 E	4528450 N
5.	572860 E	4529010 N
6.	572850 E	4529163 N
7.	572800 E	4529180 N
8.	572800 E	4529210 N
9.	572820 E	4529210 N
10.	572825 E	4529260 N
11.	572722 E	4529270 N
12.	572725 E	4529320 N
13.	572800 E	4529220 N
14.	572810 E	4529362 N
15.	572860 E	4529365 N
16.	573102 E	4529795 N
17.	572899 E	4529810 N
18.	572900 E	4530028 N
19.	572842 E	4530060 N
20.	572725 E	4530128 N
21.	572660 E	4530160 N
22.	572710 E	4530165 N
23.	572680 E	4530175 N
24.	572670 E	4530105 N
25.	572600 E	4530123 N
26.	572590 E	4530075 N
27.	572282 E	4530120 N
28.	572220 E	4529800 N
29.	572418 E	4529800 N
30.	527400 E	4529660 N
31.	527308 E	4529680 N
32.	527305 E	4529585 N
33.	527250 E	4529595 N
34.	527245 E	4529545 N
35.	527207 E	4529549 N
36.	527160 E	4529262 N

United States Department of the Interior
National Park Service

National Register of Historic Places

Continuation Sheet – EASTSIDE NEIGHBORHOOD HISTORIC DISTRICT

PATERSON, PASSAIC COUNTY, NEW JERSEY

Section number _____

Page 1 of 2

Photographs

The following photographs were taken by Phillip S. Esser on July 28 and July 31, 2003 in Paterson, New Jersey. The 35mm black & white negatives are the property of the Eastside neighborhood Association, P.O. Box 28, Paterson, NJ 07504, and are in the possession of the officers.

- Photo 1 of 77: Context; Corner of East 33rd St. and Broadway, view to east.
- Photo 2 of 77: Context; Corner of Park Ave., East 33rd St. and Vreeland Ave., view to east.
- Photo 3 of 77: Context; Inter. of 20th Ave. and East 42nd St., view to northwest.
- Photo 4 of 77: Context; Inter. of Broadway and East 42nd St., view from pedestrian bridge to southwest.
- Photo 5 of 77: Context; Broadway, view from pedestrian bridge to northwest.
- Photo 6 of 77: Context; Corner of Manor Rd. and East 33rd St. view to southeast.
- Photo 7 of 77: Individual; 1 Manor Rd., view to northeast.
- Photo 8 of 77: Individual; 3 Pope Rd., view to south.
- Photo 9 of 77: Individual; Temple Emanuel School, view to east.
- Photo 10 of 77: Individual; Temple Emanuel, view to northeast.
- Photo 11 of 77: Context; Inter. Of Park Rd. and Ridge Terrace, view to north.
- Photo 12 of 77: Individual; 791 Broadway, view to north.
- Photo 13 of 77: Individual; 71-77 East 37th St., view to southeast.
- Photo 14 of 77: Individual; 71 East 36th St., view to south.
- Photo 15 of 77: Individual; 658 and 664 11th Ave., view to southwest.
- Photo 16 of 77: Individual; 114 East 38th St., view to northwest.
- Photo 17 of 77: Eastside Park; Lettering on south side of Broadway, east of 38th St., view to southeast.
- Photo 18 of 77: Individual; Guard House, Kilbarchan, 81 East 39th St., view to northeast.
- Photo 19 of 77: Individual; Kilbarchan, view to northeast.
- Photo 20 of 77: Individual; 130 East 39th St., view to northwest.
- Photo 21 of 77: Individual; 799 Broadway, view to north.
- Photo 22 of 77: Individual; 165 Derrom Ave., view to east.
- Photo 23 of 77: Individual; 178 Derrom Ave., view to west.
- Photo 24 of 77: Individual; 189 Derrom Ave., view to south.
- Photo 25 of 77: Individual; 196 Derrom Ave., view to southwest.
- Photo 26 of 77: Individual; 251-263 Derrom Ave., view to east.
- Photo 27 of 77: Individual; 264 Derrom Ave., view to northwest.
- Photo 28 of 77: Individual; 268 Derrom Ave., view to west.
- Photo 29 of 77: Context; Derrom Avenue mid-block north of Park Ave., view to northeast.
- Photo 30 of 77: Individual; 269 Wall Ave., view to northeast.
- Photo 31 of 77: Individual; 238 Wall Ave., view to north.
- Photo 32 of 77: Individual; 244 and 248 Wall Ave., view to north.
- Photo 33 of 77: Context; Corner of Wall Ave. and East 14th St., view to east.
- Photo 34 of 77: Context; East 33rd St. between 14th and 15th Aves., view to south.
- Photo 35 of 77: Individual; Paterson Library Eastside Branch, view to east.
- Photo 36 of 77: Individual; 560 Park Ave., view to southwest.
- Photo 37 of 77: Individual; 570 Park Ave., view to south.
- Photo 38 of 77: Individual; 600 Park Ave., view to south.
- Photo 39 of 77: Individual; 630 Park Ave., view to south.
- Photo 40 of 77: Context; Corner of Park Ave. and East 39th St., view to east.
- Photo 41 of 77: Individual; 685 Park Ave., view to northeast.
- Photo 42 of 77: Individual; 657 Park Ave., view to northeast.
- Photo 43 of 77: Individual; 44 Overlook Dr.: view to southwest.

United States Department of the Interior
National Park Service

National Register of Historic Places

Continuation Sheet – EASTSIDE NEIGHBORHOOD HISTORIC DISTRICT PATERSON, PASSAIC COUNTY, NEW JERSEY

Section number _____

Page 2 of 2

-
- Photo 44 of 77: Individual; 302 East 42nd Street, view to northwest.
Photo 45 of 77: Individual; 310 East 42nd Street, view to west.
Photo 46 of 77: Individual; 468 17th Ave., view to west.
Photo 47 of 77: Individual; 410 17th Ave., view to southwest.
Photo 48 of 77: Context; Inter. of 18th Ave. and East 38th St., view to east.
Photo 49 of 77: Individual; 368 18th Ave., view to south.
Photo 50 of 77: Context; Inter. of 18th Ave. and East 39th St., view to east.
Photo 51 of 77: Individual; 415 18th Ave., view to east.
Photo 52 of 77: Individual; 425 18th Ave., view to east.
Photo 53 of 77: Individual; 335 and 339 19th Ave., view to northeast.
Photo 54 of 77: Individual; 751 20th Ave., view to east.
Photo 55 of 77: Individual (Simpson Carriage House); 312 East 35th St., view to west.
Photo 56 of 77: Individual; 306 East 36th St., view to west.
Photo 57 of 77: Individual; 305 East 37th St., view to southeast.
Photo 58 of 77: Individual; 310 East 37th St., view to southwest.
Photo 59 of 77: Individual; 353 East 37th St., view to south.
Photo 60 of 77: Context; East 37th St. between 18th and 19th Aves., view to southwest.
Photo 61 of 77: Individual; 408 East 37th St., view to northwest.
Photo 62 of 77: Individual; 340 East 38th St., view to west.
Photo 63 of 77: Individual; 485 East 38th St., view to southeast.
Photo 64 of 77: Triangular Park Lot & Context; Inter. of Vreeland Ave. and East 38th St., view to northeast.
Photo 65 of 77: Individual; 351 East 41st St., view to southeast.
Photo 66 of 77: Context; East 42nd St. between 19th and 20th Aves., view to southwest.
Photo 67 of 77: Individual; 455 East 42nd St., view to south.
Photo 68 of 77: Individual; 451 East 38th St., view to south.
Photo 69 of 77: Individual; 335 East 42nd St., view to northeast
Photo 70 of 77: East Side Park; Southwest Entrance, view to east.
Photo 71 of 77: East Side Park; North side of Park Circle, view to southwest.
Photo 72 of 77: East Side Park (Van Beuren farmhouse); North side of Park Circle, view to northeast.
Photo 73 of 77: East Side Park (Bandstand); west side of band shell, view to east.
Photo 74 of 77: East Side Park (Plaza of Gay 90s); north Service Road, view to southwest.
Photo 75 of 77: East Side Park (Stables); west of Stables, view to northeast.
Photo 76 of 77: East Side Park (McCran); northwest of McCran, view to southwest.
Photo 77 of 77: East Side Park (Context); east Service Road, view to southwest.

United States Department of the Interior
National Park Service

National Register of Historic Places

Continuation Sheet – EASTSIDE PARK HISTORIC DISTRICT PATERSON, PASSAIC COUNTY, NEW JERSEY

Section number 8 Page 1 of 16

Statement of Significance

The Eastside Park neighborhood, along with East Side Park, is a remarkably intact architecturally and historically significant development spanning from 1890 to 1950. The residential community is eligible under Criterion C, as it has an extensive inventory of period revival mansions and upper-middle and middle class detached housing. The district also meets Criterion C for landscape architecture because the park was initially designed as a scenic park by John Yapp Culyer, the assistant engineer in Central Park and Prospect Park and an associate of Olmsted & Vaux. The history and development of this neighborhood, and what defined the East Side of Paterson for over 150 years, makes this section of the city locally significant under Criterion A in the area of community planning and development.

Earliest Description of the Area

The first European settlers in what is now the East Side of Paterson were Dutch. Before 1791, the area currently encompassing the south and east side of the city was known as the Boght Patent (mapped in 1714) (see figure 1), from the major bend of the Passaic River. Acquackanonk Township, which encompassed present-day Paterson, Clifton and Passaic, had been established in 1693, but the first permanent European settler was Simeon Van Winkle, whose house was built in 1719 near the intersection of the present Park Avenue and McLean Boulevard. East of the present 18th Street and Vreeland Avenue, which was earlier known as York Avenue, the land was settled in the 19th century primarily by three Dutch families - the Vreelands, the Van Winkles, and Van Rippers. The Vreeland and Van Winkle families not only retained control of large portions of these properties prior to 1915; by the mid-19th century, some descendants of these settlers were among the members of the cultural elite in Paterson.

The modern history of Paterson began with its establishment by Alexander Hamilton and the Society for Establishing Useful Manufacturers (S.U.M.), who dreamed of creating the first planned industrial city in the then newly-formed United States. In 1791, the Paterson S.U.M. complex was created with an area of six square miles, centered immediately around the Great Falls. This new idea - creating a city specifically to take advantage of the potential hydro power of the Great Falls of the Passaic River (the second highest waterfall east of the Mississippi River) - took decades to be fully realized. It would take the beginning of the Industrial Revolution in the Midlands of England and the United States for Paterson to grow into a self-sustaining municipality.

The Growth of Municipal Boundaries

In 1831, the Township of Paterson was incorporated as a separate municipality. The area at that time was entirely within the boundaries of the then much larger Bergen County, but, in 1837, Passaic County was formed from portions of Essex and Bergen counties with Paterson as the county seat. The Morris Canal had been opened and there was a railroad to Paterson being built. These would help Paterson become a growing manufacturing and industrial center in the coming decades.

The burgeoning industrial mills had started to expand east of the Great Falls, along the newly-constructed Morris Canal, and along the newly-completed railway link (later called the Erie Railway and Northern Railroad of New Jersey) between Paterson and Jersey City (see figure 2). Consequently, commerce, although still concentrated just east and south of the Great Falls of the Passaic River, slowly spread east over the ensuing decades. Residential development followed major thoroughfares and commercial corridors, with mill owners and other

United States Department of the Interior
National Park Service

National Register of Historic Places

Continuation Sheet – EASTSIDE PARK HISTORIC DISTRICT PATERSON, PASSAIC COUNTY, NEW JERSEY

Section number 8 Page 2 of 16

merchants locating their sometimes opulent residences either nearby (within walking distance) or, in some cases, adjacent to their place of business. As Paterson's population and business expanded, the City - which was officially created in 1851 by an act of the New Jersey Legislature - enlarged its boundaries again in 1855 all the way to the Passaic River and annexed a substantial portion of Acquackanonk Township directly to the east.

The Beginnings of the East Side

By the end of the Civil War, the area between the Great Falls and the Erie Railway was significantly developed with mill buildings near the Passaic River and to the south, commercial and mercantile buildings immediately to the east, and residential development interspersed throughout. Mansions and working class rowhouses were within close proximity to each other as well as places of employment and business. As living conditions became more crowded through continued immigration and development in the center of Paterson, those who could afford to move - primarily the top echelon of society - began to move to nearby localities and to the undeveloped southern and eastern portions of the City.

Initially, mill owners and prosperous merchants began to build summer "cottages" in the Lakeview section of Paterson, located immediately north of the present Clifton border. According to an 1872 pamphlet entitled *Suburban Homes for City Business Men* published by the Erie Railway Company, in 1869, James Crooks started selling

over 3,000 city lots, opened and graded a number of streets and avenues, (among which may be mentioned Crooks Avenue, one hundred feet in width, extending from Garret Rock on the west, to Dundee Lake on the east,) planted shade trees, put down sidewalks, erected from twenty to thirty dwellings, a commodious store and an elegant depot, and are now rewarded by the assurance that they have added a prosperous ward, (the Ninth) to the adjacent city.

Lakeview, and its satellite developments Madison Park and South-Side Park (which were nearer to the newly constructed train depot on the Erie Railway), were conceived with the express purpose of attracting affluent residents of Paterson to invest in a week-end home near to their primary residence.

However, the area of Paterson that became the most exclusive section of the City was known as the "East Side." This area, actually directly to the east of downtown Paterson on the other side of the Erie Railway was described in the same pamphlet, like Lakeview:

The modern Paterson, lying eastward of the railway, on the high grounds adjacent to Broadway and Willis Streets, and possessing, with the older neighborhoods, all the facilities, such as gas, water, and horse cars, that are enjoyed by denizens of large cities, is an attractive and delightful locality, and compares favorably in architectural and natural beauty with any city in New Jersey, or even in the country. Broadway, intersecting it from west to east, is a fine avenue lined with the residences of wealthier inhabitants. The aim of property-holders seems to be to encourage a good class of people to settle with them. With those who will be an acquisition to the community, they are willing to deal on exceedingly liberal terms. Low rates, a portion in cash down, and long time for the balance, are the inducements generally offered to good, bona-fide purchasers.

Houses on two lots with an average of 8 rooms were being offered from \$3,500 to \$7,000, an expensive proposition for all but the wealthiest Patersonians.

In the same brochure, an advertisement describes "Splendid Villa Sites at the East Side, Paterson, N.J." for sale by the Derrom Land, Lumber and Building Co., with custom designed houses constructed from \$600 to \$100,000 - a staggering sum by the standards of the 1870s.

United States Department of the Interior
National Park Service

National Register of Historic Places

Continuation Sheet – EASTSIDE PARK HISTORIC DISTRICT PATERSON, PASSAIC COUNTY, NEW JERSEY

Section number 8 Page 3 of 16

The "East Side" came into maturity in the 1880s and into the 1890s as the premier residential section of Paterson. By 1884, most residential development was within one-half mile of old City Hall on Washington Street between Van Houten and Ellison streets, far to the west of the current Eastside Park neighborhood. Broadway, the main thoroughfare, was the most patrician street, with major mill owners building sumptuous mansions, each attempting to outdo the others. Substantial houses were also constructed on a number of side streets as well, particularly Fair, Carroll, Summer and Graham streets. Silk and flax mill owners such as Thomas and Robert Barbour, William Strange, Robert Hamil and William and William T. Ryle lived adjacent to other prosperous merchants and manufacturers, including Nathan Barnert, F. C. Van Dyk, and William O'Fayerweather.

The expanding population of Paterson created a demand for housing that had never been seen before. By 1885, although development followed the spine of Broadway to the east, it was more dispersed to the north and south; there was virtually no development east of Madison Avenue. By 1899, this was no longer the case; most of Paterson between the Erie Railway and Madison Avenue was developed, and the area between Madison Avenue and East 33rd Street / Vreeland Avenue was substantially built up.

This development, though initially for the upper and upper-middle classes, began to take on a new form by the late 19th century. Because of its proximity to downtown Paterson and the mill buildings that were owned by those living nearby, streets within a few blocks of the mansions on Broadway were being developed with working-class houses and flats for the workers of those enterprises. The once-exclusive "East Side" began to take on a different character; although the very wealthy continued to hold court on or near Broadway, the "East Side" became increasingly economically stratified. It is at this time that the section of Paterson described today as the "East Side" began to come into play as an exclusive neighborhood.

Colonel Derrom and the East Side

Andrew Derrom, the son of an English career military man, emigrated to Paterson in 1836. Trained as a civil and military engineer, Derrom started his career as a surveyor for C. S. Van Wagoner, a descendant of one of the original Dutch families that settled in Paterson. This was later followed by an apprenticeship as a carpenter. Derrom started his own building company in 1844, and had one of the largest construction firms in the state of New Jersey by the start of the Civil War. He also became involved in local politics, and in 1853 was elected the President of the City Council of Paterson (equivalent to Mayor before the office was created). After serving as a Colonel for two years during the Civil War, Derrom returned to Paterson and, after a few years of financial disarray, transformed his building company into one of the largest in the United States. By 1870, Derrom had retired from his company; he soon formed several new companies, including the Derrom Land, Lumber and Building Company. From 1868 to 1872, Derrom bought much of the "East Side" of Paterson, as well as what came to be known as the People's Park neighborhood centered on Madison Avenue, which is located in the geographic center of the city. While he developed the area east of the Erie Railway for distinguished residents of Paterson, Derrom created his own estate on the central portion of what is now East Side Park (see figure 3), and named it Mount Elizabeth.

S.S. Sherwood and the East Side

Samuel S. Sherwood, a successful dry goods merchant and hoop skirt manufacturer in New York City, was persuaded to relocate to Paterson by Jacob S. Rogers of Rogers Locomotive in 1860. By 1864, Sherwood had

United States Department of the Interior
National Park Service

National Register of Historic Places

Continuation Sheet – EASTSIDE PARK HISTORIC DISTRICT PATERSON, PASSAIC COUNTY, NEW JERSEY

Section number 8 Page 4 of 16

retired and began to take an interest in the civic affairs of the fast-growing city; he later became a member of the Board of Aldermen and established the Department of Finance and other administrative branches of city government. In the *History of Paterson and its Environs*, William Nelson and Charles Shriner state that

In a very short time he was in the forefront of every enterprise that could tend to the growth and welfare of the city. He was active in the formation of the first horse railroad company organized in Paterson and in almost countless other enterprises of a similar nature. Whenever any new venture in the interest of Paterson was mooted, the question invariably was asked "What does Mr. Sherwood think of it?" and his approval was considered a warrant of success...Mr. Rogers had a great deal of faith in the promises held out by the east side of Paterson and he thought Mr. Sherwood best qualified to look after its development.

Mr. Sherwood soon purchased a substantial portion of the East Side, including all of the waterfront south of 18th Avenue. Curiously, Sherwood's own residence was constructed previous to 1880 on what was his neighbor P. Van Winkle's property at the southeast corner of 20th Avenue and East 38th Street (see photo 63), facing what later became the small triangular Vreeland Park.

Eastside / Westside Park and the Establishment of Public Open Space

In 1881, a movement to create a system of parks began to emerge. Paterson's population had been growing at an exponential rate from 1850 onward. From 1870 to 1880 alone, the population swelled from 33,581 to 50,887. By 1882, approximately 55,000 people lived within the City of Paterson's boundaries: at the time, Paterson was considered the fastest growing city in the Eastern and Midwestern United States.

As such, large areas of the municipality were being developed at a rapid pace. Several prominent Patersonians lobbied over many years to create a large park in Paterson. Previous attempts at creating parks had been met with frustration and resistance. The first park site had been on the block bounded by the current City Hall, but due to a question in the title of the property, an Episcopal Church had been constructed on a substantial portion of the parkland. Another proposed park, literally adjacent to the previous site, was turned down for a City Hall park in a controversial deal that saddled the City of Paterson with a \$100,000 substandard facility. The proposed park with the most promise was an offer by the owner of Colt's Hill (bounded by Ward, Grand, Main streets and Railroad Avenue), at the time one of the most prominent pieces of real estate in Paterson, to give the property to the City for free. The gift was refused by the Board of Aldermen; ultimately, that section of Paterson became the site of many government and institutional buildings, including the Post Office, Criminal Courts, a High School and the Passaic County Office Building.

Henry B. Crosby, the "Father of Paterson Parks"

Under increasing pressure from the prominent citizens of Paterson, the Board of Aldermen initially looked at two tracts of land for a possible park; the first, property called Chestnut Hill (approximately bounded by the present 33rd Street, Broadway and the Passaic River to the north and east) that was the site of the former Paterson Orphan Asylum (see figure 4); and the second, a combination of Colonel Derrom's estate named Mt. Elizabeth and the eastern half of the Van Buren (Beuren) farm. The latter, at over 60 acres, was chosen as the more desirable of the two.

United States Department of the Interior
National Park Service

National Register of Historic Places

Continuation Sheet – EASTSIDE PARK HISTORIC DISTRICT PATERSON, PASSAIC COUNTY, NEW JERSEY

Section number 8 Page 5 of 16

After the previous failures by the Board of Aldermen, Henry B. Crosby, one of the most prominent businessmen in Paterson and a longtime good government reformer, spent more than seven years agitating for substantial public park space in Paterson. As described in the *Paterson Evening News - Centennial Edition* (1891),

A less energetic man would long ago have given up the task with disgust. At first the park talk of Mr. Crosby was treated with indifference. His words created no impression; but his pen and tongue, in the public streets, in the columns of newspapers, in the Board of Trade and citizens' meetings Henry B. Crosby talked and wrote about parks until he succeeded in arousing public interest and attention, and started the movement whose final success is chronicled in the report of the proceedings of the Board of Alderman printed elsewhere in to-days Call.

Crosby and the "committee of prominent citizens headed by Mr. Crosby" demanded that a park for the East Side of Paterson would have to be balanced by a park for the West Side, and convinced the Aldermen representing those wards of Paterson to refuse to vote for the proposed park unless one for the West Side was included in the deal.

One 45-acre tract of land, the Rossiter farm just to the west of the Great Falls, was available. In March of 1888, the Board of Aldermen purchased both sites, spending \$75,000 for East Side Park and \$45,000 for West Side Park. In 1889, the New Jersey State Legislature approved a Parks Commission for Paterson, whose seven members were "to have full charge of the laying out and development of the parks." The seven members were William Strange (President), a prominent mill owner; Henry B. Crosby (Vice-President); Edward T. Bell (Secretary); Honorable John W. Griggs and City Counsel Simonton (Legal Counsel); John Y. Culyer of Brooklyn, NY (Landscape Architect); and former City of Paterson Engineer William Ferguson (Engineer).

A design competition was held to decide how each park would be laid out. 1st and 2nd Place awards for Eastside Park were \$700 and \$300, respectively; for Westside Park, \$300 and \$200. Four sets of plans were received: B.S. and G.G. Olmstead of New York and John Y. Culyer submitted plans for both parks. Alderman Henry E. Chitty and Colonel Andrew Derrom submitted plans for Eastside Park only. Culyer won 1st Place for Eastside Park, while the Olmsteads' won 1st Place for Westside Park. Clearly, no conflict of interest was considered in the awarding of the prize.

In 1893, the parks had been called Eastside and Westside as vernacular nicknames for each, but had never been officially named. After some controversy, the Park Commission made a recommendation to change the name of Eastside Park to Washington Park and Westside Park to Lincoln Park. The change was unpopular with Patersonians, and the local newspapers were flooded with letters demanding a change back to their original and familiar names. In 1895, the Park Commission finally reversed their earlier decision and legalized the names Eastside Park and Westside Park.

John Y. Culyer and the Design of Eastside Park

John Yapp Culyer was trained as a civil engineer, and had an extensive background in surveying and architecture. He was the assistant engineer in the design and development of Central and Prospect Parks, and was later the chief superintendent of the City of Brooklyn's Parks from 1872 to 1886. Culyer was involved in parks improvements in other cities, including Chicago and Albany, and his connections with Olmsted and Vaux clearly gave him cachet in the design competition and potential oversight of Eastside Park.

Although Culyer's plan for Eastside Park was accepted, it was based on a development cost of \$133,950. Culyer's design was altered considerably at least once between 1889 and 1912. This is clear from a comparison of maps

United States Department of the Interior
National Park Service

National Register of Historic Places Continuation Sheet – EASTSIDE PARK HISTORIC DISTRICT PATERSON, PASSAIC COUNTY, NEW JERSEY

Section number 8 Page 6 of 16

showing Eastside Park in 1899 and 1915 (see figures 5 & 6). What is first shown as a highly naturalistic, picturesque layout in 1899 had been replaced with an intricate, complicated series of pathways owing more to formal landscape design than to the popular Olmsted-style of design prevalent in major parks throughout the United States in the late 19th and early 20th centuries. This is in part due to then-Parks Superintendent Henry McCrowe, who altered Culyer's plans considerably.

Vreeland Avenue Park Triangles

Where 33rd Street crosses Park Avenue, Vreeland Avenue proceeds diagonally to the southeast, cutting a diagonal line into the otherwise rectilinear grid. Vreeland Avenue is a remnant of the Colonial-era York Road, which followed the current East 18th Street, Park Avenue and Vreeland Avenue. As the East Side began to develop and 17th, 18th, 19th and 20th avenues were being platted, a series of small triangular blocks were created. In 1891, the two most southerly blocks, between 19th and 20th avenues and between 20th and 21st avenues, were donated to the City of Paterson by Garret A. Hobart in 1891.

Hobart, who in his long political career was City Counsel to Paterson, Speaker of the New Jersey State Assembly, New Jersey State Senator, and, in 1897, Vice-President of the United States in the McKinley administration, was a life-long booster of the City of Paterson. Hobart purchased the two parcels to benefit the developing East Side (where he was a resident). The two blocks, totaling slightly under an acre, represent the only meaningful recreational public space in the East Side besides Eastside Park. They are officially known as Park At 19th Avenue and Vreeland Avenue, and Vreeland Park (see photo 64).

The Paterson Golf Club at Chestnut Hill

In 1895, Chestnut Hill became the Paterson Golf Club (later renamed the North Jersey Country Club), the 5th oldest golf club in the United States. It was officially incorporated on May 6th, 1897 with such notable Patersonians as Garret A. Hobart (president); John W. Griggs (first vice-president); John Edwards Barbour (third vice-president); and Vivian M. Lewis (recording secretary) in membership. The nine-hole course (see figure 7) was also used by local residents for ballfields and cow pasture. The club rented one room as a clubhouse in 1894 in the adjacent Scott residence, designed by Samuel Pope (whose adjacent estate was located where Pope, Ridge and Park roads are located today); a clubhouse was built on the property by 1894. Several years after incorporation, nine additional holes were constructed across the Passaic River in the Borough of East Paterson, now known as Fairlawn. By 1900, the club had constructed a full 18-hole golf course at "Warren Point," the grand estate of the late Thomas Barbour, founder of the Barbour Flax Spinning Company in Paterson in 1864. The owner at the time was his son, Colonel William Barbour, who encouraged the club to relocate in its entirety to the estate and use the mansion as the clubhouse. At 80 East 36th Street, a ca. 1895 one-story simple, rectangular cottage with a decorative, carved vergeboard was believed to be the only surviving physical trace of the club's existence in Paterson. No potential evidence of the club now remains, as the building was torn down in July 2003 after repeated efforts were made by the Eastside Neighborhood Association and the Paterson Historic Commission to save the building on site or move it to another location.

"Kilbarchan"

United States Department of the Interior
National Park Service

National Register of Historic Places Continuation Sheet – EASTSIDE PARK HISTORIC DISTRICT PATERSON, PASSAIC COUNTY, NEW JERSEY

Section number 8 Page 7 of 16

Members of the Barbour family, who had made a fortune on the production of flax and linen thread beginning at the end of the Civil War, had constructed numerous mansions in Paterson and country estates in its immediate environs, including several just east of the railroad tracks on Broadway. Typically, the elite of Paterson had located their urban mansions and townhouses very near to their place of business in a rather small geographic area. At the very end of the 19th century better transportation methods allowed for more expansive estates in outlying areas as existing farms and other large parcels became more desirable for high-style residential development.

With the relocation of the club to Fairlawn, the original nine hole course was sold off by the Chestnut Hill Land Company. A large portion of the property, the area now bounded by East 39th and East 43rd streets, Broadway and 11th Avenue was sold to J. E. (John Edwards) Barbour, who proceeded to build "Kilbarchan," named after the ancestral home of the Barbours in Scotland, in 1906. J. E. Barbour, who had inherited his father Robert Barbour's mills, left the family business in 1909 and built a new mill in the Lakeview section of Paterson to manufacture fishnets using linen thread.

"Kilbarchan," located at 91-121 East 39th Street (see photo 19) is an Italian Renaissance style mansion designed by Welch, Smith and Provot with Associate Architects Bowen Bancroft Smith. Welch, Smith and Provot were well-known notable architects based in New York City. At the time that "Kilbarchan" as designed, the firm was reaching a high point in their careers. In 1898, Welch had a private commission to design a speculative limestone and brick townhouse built by developers Hall & Hall at 1009 Fifth Avenue that became the Duke family residence for decades. The firm designed a Beaux-Arts style residence in 1901, just off of Fifth Avenue at 17 East 63rd Street. Then, in 1905, the architects designed a row of five-story mansard-roofed townhouses at 24-30 West 86th Street, just off Central Park West. And, in 1906, the firm designed a pair of townhouses at 1014-1016 Fifth Avenue, right down the street from Welch's previous building. 1014 was built as a residence for James F. A. Clark, a wealthy stockbroker; it later was purchased by the Federal Republic of Germany and is now known as the Goethe House.

Slightly off-axis at the north end (see figure 8), the 42-room brick mansion features a large porte-cochere and side porch, supported by Tuscan columns. Classically-inspired detailing includes Renaissance-style balustrades, cut-stone window surrounds with keystones, and a Palladian stairhall window above the entrance. The massive hip roof, with hipped dormers and numerous chimney stacks, is covered in Spanish clay tiles.

According to a pamphlet from an exhibit that took place in 1975 by John A. Herbst, entitled *The Barbour Family and Industries: Legacy of an Urban Dynasty*

During the period the Barbours were in residence, a staff of over twenty servants were required to keep the house and grounds running smoothly. At the time, the estate boasted of a sunken garden, two greenhouses and a rose garden as well as stables and bridal paths.

The mansion is filled with beautiful wood paneling, Italian marble fireplaces, stained glass windows and heavy-beamed ceilings.

"Kilbarchan" remains the largest remaining residential building and single property on the East Side of Paterson.

New Development in the East Side

United States Department of the Interior
National Park Service

National Register of Historic Places

Continuation Sheet – EASTSIDE PARK HISTORIC DISTRICT PATERSON, PASSAIC COUNTY, NEW JERSEY

Section number 8 Page 8 of 16

With Eastside Park firmly established by 1890, the platted streets immediately surrounding the park began to be developed with large estates, particularly those to the north which bordered the newly-created North Jersey Country Club. With the exception of some minor development of a dozen houses spanning from approximately 1875-1895, the farms to the south, owned for more than a century by descendants of the original Dutch settlers, including the Van Winkle, Vreeland, Garrison and Doremus families, were still intact (see figure 5). While the farms were generally east-west oriented, the platted grid of thoroughfares were tilted on a northeast to southwest axis for the streets and northwest to southeast for the avenues, thus ensuring the removal of the original homesteads where the properties were to be developed.

As Eastside Park and the North Jersey Country Club grew in popularity, Paterson's elite began to build sumptuous housing and several of the estates began to be broken into smaller - yet still fairly generous by the period's standard - lots of varying size to create the beginnings of an elegant, rus-en-urbe suburb within Paterson. Splendid villas were constructed between 1895 and 1910 on Park Avenue on the former Sharpe farm, many of which were in the Colonial Revival style, including the H.G. Campbell residence at 592 Park Avenue (demolished); the Eugene Stevenson residence (c.1893); and 570 Park Avenue (1908) (see photo 37), a Colonial Revival with Shingle-style influence also owned by H.G. Campbell.

James Simpson, a silk manufacturer who learned the silk trade in his native England, came to Paterson in 1878 to work for the Hamil and Booth Silk Company. Several years later he left Hamil and Booth to start his own mills in Paterson. By the 1890s, Simpson could afford to construct what is one of the more unusual houses in the district. 560 Park Avenue (see photo 36), built in 1898 but started six years earlier, was designed in an Edwardian style. The three-story, vertically oriented brick structure, built with a skylight in the third floor double-gabled roof, contains cut stone window surrounds, Romanesque arched openings interspersed with cut stone voussoirs, and a slate-tiled roof. The large formal entrance hall features neo-classical detailing with ornate plaster wall trim, extensive paneling and moldings. There are intricately carved mantelpieces throughout the first floor, with a massive turned staircase in the rear of the hallway open to the second floor. This grand space became one of the main gathering places for the elite of Paterson at the turn of the century. President McKinley and Vice-President Hobart were entertained there, as were fellow members of the Hamilton Club that Simpson belonged to.

The evolution of the Simpson estate over a relatively short period of time is atypical of the general development of the East Side. Simpson, who owned the majority of the block bounded by East 34th and 35th streets and Park and 17th avenues not only constructed his own residence and carriage house, but built houses for each of his daughters (and their families) on the East 34th Street frontage between 1903 and 1915. Clearly, having his family nearby was important to Simpson, creating an entire block of housing exclusively used by his family until the 1920s.

The city block containing the Simpson mansion is one of two examples of estates that have all of their original structures (and, in the case of Simpson, additional houses for his daughters) intact; unlike the former Simpson estate, which has newer buildings, constructed between the 1920s and the 1950s, that were interspersed on the block, the Clara Mitchell estate, just across the street at 362 17th Avenue has both the mansion and carriage house, with no additional construction ever occurring on the block.

Typically, between 1890 and 1910, most of the estates surrounding Eastside Park remained intact; if property was sold off, it was usually an isolated lot on the periphery of the estate. Stephen Wall, a prominent dry goods merchant in Paterson, had purchased the western portion of the Van Buren estate not included in Eastside Park by 1900. Wall later constructed a magnificent Italian Renaissance mansion for his daughter, Dr. Jane Wall

United States Department of the Interior
National Park Service

National Register of Historic Places Continuation Sheet – EASTSIDE PARK HISTORIC DISTRICT PATERSON, PASSAIC COUNTY, NEW JERSEY

Section number 8

Page 9 of 16

Carroll, taking up an entire city block on the west side of Derrom Avenue just south of Broadway. The rest of the estate, which passed to his wife, extended to East 33rd Street on the west, almost to 14th Avenue on the south and included the east side of Derrom Avenue fronting on Eastside Park; it remained mostly undeveloped until the early 1920s.

With the exception of a few isolated mansions on Derrom Avenue, a large portion of the southern half of Derrom Avenue, as well as most of 14th Avenue, was developed between 1910 and 1915. 264 Derrom Avenue (see photo 27, and Section 7, page 13), a Classical Revival house with four fluted Ionic columns, built ca.1893 for Francis Scott, and 251-263 Derrom Avenue (see figure 10, and Section 7, page 13), an asymmetrical, two and a half story, double peaked gable Shingle-style mansion built in 1904 for William A. Arnold, president of the American Silk and Dye Company, were the earliest residences on the street.

Fred Wesley Wentworth, Architect

Architect Fred W. Wentworth contributed significantly to the architectural character throughout the City of Paterson and other New Jersey cities and towns from about 1893 through 1933. His mastery of the historicist modes in the Eclectic Period is equal to that of his New York City contemporaries, and he was certainly the most prolific and talented architect in Paterson. As with other talented architects in this period, he successfully transitioned to the Modernistic trends, particularly in the masterful execution of the Art Moderne style which he used in the Temple Emanuel at East 33rd Street and Broadway (See Section 7, page 7).

Wentworth was born on August 22, 1864 in Boxboro, Massachusetts, but grew up in Dover, New Hampshire, where he attended Dover High School. Wentworth went on to study at the Chandler Scientific Department at Dartmouth College, receiving a Bachelor of Science degree in 1887. While at Dartmouth, he was a member of the scientific-school fraternity Phi Zeta Mu, and was a founding member of the Casque & Gauntlet senior society.

Wentworth set up his practice in Paterson in 1893, his early work consisting mostly of residential buildings. High style homes were for such notable Paterson residents as Garret A. Hobart, Vice-President under William A. McKinley and John W. Griggs, who served as Attorney General of the United States, and Governor of New Jersey. Wentworth rose to prominence with his participation in the rebuilding of Paterson after the great fire in 1902. He gained considerable wealth as he received numerous large commissions in the following thirty years, mostly theatre, civic and ecclesiastical buildings. Among the wide variety of buildings he designed in Paterson were The Fabian Theatre and Office Building, The Masonic Temple, The Alexander Hamilton Hotel, and the Broadway Baptist Church. He is celebrated for his Art Deco movie houses in New Jersey, which included the Stanley Theatre in Jersey City, the Fabian Theatre in Hoboken, and the Ritz Theatre in Elizabeth.

In the course of his career, Wentworth was elected a Fellow in the American Institute of Architects, was President of the New Jersey AIA, and a member of the New Jersey Board of Architects. He was a Universalist and a Republican, and a member of numerous societies and clubs including Scottish Rite Freemasonry, the Shriners, the Hamilton Club of Paterson, and the North Jersey Country Club.

In 1929, a monograph of his work was published and included his draftsman and partner, Frederick J. Vreeland. The expensive publication, presumably published by Wentworth, displayed both the high style and modest buildings designed throughout his career. He retired in 1933, and died ten years later on October 3, 1943.

United States Department of the Interior
National Park Service

National Register of Historic Places

Continuation Sheet – EASTSIDE PARK HISTORIC DISTRICT PATERSON, PASSAIC COUNTY, NEW JERSEY

Section number 8 Page 10 of 16

Development in the 1910s and 20s

The Derrom Avenue and Wall Avenue frontages of the Wall Estate were developed between 1918 and 1928 with substantial housing, including two Italian Renaissance mansions. 178 Derrom Avenue (see photo 23, and Section 7, page 10), was built for Antonio Scola (c.1922) and 165 Derrom Avenue (see photo 22, and Section 7, page 10) (1923), was built for J.J. Diskon, the department store magnate. Scola had moved to Derrom Avenue on the recommendation of his best friend, William A. Arnold. Scola and Arnold had grown up together working at the Greppo Silk Dye Company.

After Arnold had gone into the silk dyeing business with his brothers, Scola had become the master dyer for the company. Later he became wealthy through the establishment of his own silk dyeing business, and constructed the opulent house at 178 Derrom Avenue as a showplace for his artwork. According to an article in the Paterson Evening News,

The most imposing part of the house is the spacious reception hall, from which the stairway leads upstairs. The balustrade, fashioned with a hand-wrought bronze rail, was purchased at an estimated figure of \$8,000 alone. Interpretive murals adorn the walls of the hall, all the work of A. Gobb, whom Mr. Scola brought from Italy purposely to do the paintings. The gold-plated table which stands in the center of the room has an intricately inland Mosaic top, one of many such table tops scattered about the home. The other valuable decorations in the hall are huge marble urns on tall pedestals, standing on either side of the stairway, two bronze animals set against the side walls, and a massive grandfather clock in rich brown mahogany.

Besides the reception hall, the home has, on its first floor, a drawing room done almost completely in Louis XIV style even to the tapestries on the walls; an elaborate dining room suite on which the same motif of the silver chandelier is carried out; a library comfortable in Chippendale furniture...The library boasts East Indian mahogany woodwork, all handcarved and beautifully executed. The hardware is all solid gold and silver plated; with locks, doorknobs, hinges, etc., all expertly fashioned ...Scattered throughout the home are marble statues imported by Mr. Scola from Italy on his many trips there over a period of years. He would shop throughout his native land for the marble pieces which are so masterfully sculptored by the Italian workmen.

As an individual showplace on Derrom Avenue, considered the show street of the East Side by the 1920s, the Scola residence was typical of the high-style residences built at the time around Eastside Park.

As the area near Eastside Park became a more desirable address, a number of the affluent and influential moved to the district. Besides the aforementioned residents, there were influential politicians, merchants, artisans, mill owners and doctors all living in the neighborhood. Some notable residents living near Eastside Park in the 1920's were Thomas F. McCran, the Attorney General of the State of New Jersey at 305 E. 37th Street (see photo 57, and Section 7, page 79); John Hinchliffe, the Mayor of Paterson at 25 East Park Drive (Section 7, page 14); Charles P. Cole of Standard Dye and Silk Manufacturing at 196 Derrom Avenue, (see photo 25, and Section 7, page 11); and Jacob Weidmann, the founder of the Weidmann Silk Dyeing Company at 630 Park Avenue (see photo 39, and Section 7, page 23).

Jacob Weidmann represents an important aspect of the Paterson Elite; he was an internal migrant, having moved, like J. E. Barbour and John Hinchliffe, from the old "East Side" of Paterson. They had all lived near the intersection of Broadway and Carroll Street, at the epicenter of the most elite neighborhood of Paterson in the 1890s. Weidmann, an immigrant from Switzerland, was also typical in that many of the industrial barons of the city were not native born to the United States. While many wealthy Patersonians were trying to maintain their city townhouses and mansions in an area that was becoming increasingly unfashionable, Weidmann moved to the East Side prior to 1915 and built one of the grander estates in the district. Initially taking up two city blocks, the

United States Department of the Interior
National Park Service

National Register of Historic Places

Continuation Sheet – EASTSIDE PARK HISTORIC DISTRICT PATERSON, PASSAIC COUNTY, NEW JERSEY

Section number 8 Page 11 of 16

Weidmann house was extensively remodeled before 1929. The highly formal mansion, designed in the Italian Renaissance style, contains a symmetrical facade whose main block is flanked by matching piazzas with Palladian-inspired openings. Extensive use of marble blocks for trim elements adds to the grandeur, as does the raised lot and deep setback.

Conversely, the southwest portion of the Eastside Park historic district, south of 17th Avenue, was developed in a far more common development pattern typical to the period in urban areas of the United States. This area, once known as Eastside Terrace and developed by Frank R. Jackson, contained medium-sized houses built on speculation. Typically, they were placed on less than a ¼-acre lot, creating a denser streetscape, common to period suburban development. Architectural expression, while varied, was mostly limited to the Colonial Revival and Arts & Crafts styles.

Due to a burgeoning middle and upper middle class fueled by national economic prosperity there was an acceleration of development in the district. Throughout the 1920s, the greatest areas of expansion were in the northwest, east and southeast portions of the district, substantially completing the development of the remaining vacant tracts. Development in the northwestern section, on the former R. Garrison estate, was unique in that it became the only deviation from the typical rectilinear urban grid. The periphery to the north and west of this area was also largely developed in this period, containing a mixture of speculative and semi-custom homes, most placed on more spacious lots.

Development in the east and southeast portions of the district continued to follow typical suburban patterns of the period. Small to medium-sized single family semi-custom homes, speculative individual lot development; and planned speculative development such as Eastside Terrace were predominant. In this period, the custom and semi-custom homes in this area tended to be on multiple lots, with varying site placement. Individual speculative-built houses tended to be on 50 to 75-foot wide by 100-foot lots, and many had similar floor plans with varying architectural elements such as entry placement, cladding, fenestration, and roof forms. As with the rest of this area, Eastside Terrace continued to be developed. Unlike earlier housing in the area, the newer houses, mostly east of 37th Street, reflected the then current tastes. These houses tended to be smaller, but reflected the more romantic, historicist flair that was in vogue. The Colonial Revival style remained preeminent, with the Tudor Revival style now appearing with more frequency. Lot sizes were comparatively similar to previous development; however, smaller footprints with slightly more uniform and generous setbacks gave the appearance of a more spacious streetscape.

1930s and 1940s East Side

By the late 1930s, the East Side, although still affluent by the standards of Paterson at the time, was changing. The district, almost completely built up by this time, saw a significant number of subdivisions of older estates which, in some cases, led to the teardown of some of the larger mansions that still remained; in other cases, prominent Patersonians purchased existing mansions and kept them well-maintained.

One exception to this general trend was brought on by the deaths of William Arnold and Antonio Scola, who both passed away on the same day, August 12th, 1937. In 1938, Scola's widow, Venerenda, donated her mansion to Bishop Thomas H. McLaughlin, the head of the newly created Episcopal Diocese of Paterson, which still owns it today.

United States Department of the Interior
National Park Service

National Register of Historic Places Continuation Sheet – EASTSIDE PARK HISTORIC DISTRICT PATERSON, PASSAIC COUNTY, NEW JERSEY

Section number 8 Page 12 of 16

Cosimo Lazzara bought the Simpson mansion in 1939. Lazzara, the owner of Lazzara's Bakery and the largest employer in Paterson in the 1950s, also owned a theater called Lazzara's Playhouse specializing in Italian film and stage. Following the trend of other prominent families in Paterson, Lazzara's son, Joseph, a freeholder who became a New Jersey State Senator, later purchased the Jacob Weidmann mansion down the street at 630 Park Avenue.

On the contrary, Edward Konner, one of four brothers who owned Konner's Department Store located at 174 Market Street in downtown Paterson purchased the Schottland (formerly J. C. Read) estate in 1940, located on the west side of East 38th Street on Park Avenue with the intention of redeveloping the site. By 1941, Konner had built three large picturesque Tudor Revival-style houses. The houses were built for his wife and her two sisters, including 600 Park Avenue (see photo 38, and Section 7, page 23). Although they were high-style houses reminiscent of the eclectic Tudor Revival designs of the 1920s, in size, the buildings paled in comparison to earlier mansions in the district, including the one they had replaced.

Another major change came to the East Side in 1941, when Mr. and Mrs. J.E. Barbour donated the Barbour estate to the Paterson Orphan Asylum in return for a comparatively small sum. After occupying the mansion for a short time, the orphanage was moved to another building and sold to the Benedictine sisters of Elizabeth who used the building as a girls' academy.

The 1930s and 1940s saw a marked change in the development patterns in the area. With most of the district substantially built out, with few exceptions, there were only two types of opportunities for new development: infill of remaining vacant or side yard lots, or subdivision and/or teardown of substantially larger properties. Examples of this infill development can be seen throughout the district with several examples of sub-divided larger properties originally facing on Park Avenue. The only sizable development in this period is the three blocks bounded by Park and 17th avenues, McLean Boulevard and East 40th Street, created in the mid-1930s. This area contains a high percentage of Tudor Revival style houses that contain examples of the more romantic versions typical of the 1920s and the transition to the more academic and simplified versions of the 1930s. This transitional pattern is evident in other infilled sections of the district and applies to the Colonial Revival styles as well. The ca.1935 Paterson Public Library Branch at 287 East 33rd Street (Section 7, page 64) is an example of institutional Colonial Revival, with minimal decoration. This period also contains examples of historical revival architecture transitioning to include Modernistic tendencies, including atypical massing, bold forms, and referential elements. A unique Regency style brick house located at 310 East 37th Street, constructed about 1938, was modeled after an architect designed showcase house known as the "House of Years," displayed in the W. & J. Sloane & Company store in New York City (see photo 58, and Section 7, page 79). The International style is represented as early as 1938 in a 1 story brick house at 455 East 42nd Street (see photo 67, and Section 7, page 146). In the 1940s the historical revival continued growing, ever more influenced by Modernistic influences. The later years of the decade saw the growing presence of the Ranch style, both in traditional and Modernistic incarnations (see photo 7).

Although there were physical changes throughout the East Side, the population remained an eclectic mix of Americans of European descent. In the 1930s, the population of Paterson was approximately 60% Catholic, 20% Jewish and 20% Protestant. Although there were two synagogues, Temple Emanuel and Barnert Temple, right near Eastside Park, the neighborhood reflected the overall population. German Jews, Irish and Italian Catholics and English and Scottish Protestants all lived within close proximity to one another. There were friendly relations between the different ethnic groups living in the area, though inter-ethnic marriages were still a rarity at the time. Still, divisions of class were usually more important than differences in ethnic origin.

United States Department of the Interior
National Park Service

National Register of Historic Places

Continuation Sheet – EASTSIDE PARK HISTORIC DISTRICT

PATERSON, PASSAIC COUNTY, NEW JERSEY

Section number 8 Page 13 of 16

Harry B. Haines and the Parks of Paterson

Harry B. Haines, publisher of the Paterson Evening Press, was a tireless booster for the betterment of Paterson for almost sixty years. Opinionated, outspoken and deeply involved in Republican political circles, Haines used his publication as a platform to promote a sympathetic cause or destroy a disagreeable candidate. He was also heavily involved in the creation and erection of memorials located on public parkland. At least three memorials in Eastside Park - the McCran Memorial, Plaza of the Gay Nineties and Plaza of Memories - were conceived and promoted by Haines. Additionally, the memorial boulder in Lost Rock Park was also dedicated by Haines. He remained a popular figure throughout his life due to his indefatigable support of public improvements, even in a city that during his long professional career shifted from a bastion of Republicanism to a city dominated by liberal Democrats.

Thomas F. McCran Memorial in Eastside Park

This memorial sits atop one of the highest points in Eastside Park (see photo 76, and Section 7, page 6). Thomas F. McCran (1875-1925) was a civic leader, lawyer, and politician in Paterson who rose in prominence to become Speaker of the New Jersey State Assembly; the President of the New Jersey State Senate; Acting Governor of New Jersey; and Attorney General for the State of New Jersey. McCran died suddenly on September 19, 1925 at the age of 50 while still Attorney General. Amid much mourning, a commission headed by Harry B. Haines was formed to explore the construction of a memorial honoring McCran. In January of 1927, it was decided at the office of architect Frederick W. Wentworth that the contract for the memorial would be awarded to the Paterson Monument Company (with Henry Higgins, a local artisan, designing the foundation) for a cost of \$21,450. The memorial itself was made of white Jay Granite. The bust of McCran and bronze tablets were designed by local sculptor Gaetano Federici, at a cost of \$2,500. The memorial was positioned to be located on the highest ground in Eastside Park, which was his favorite place to relax in Paterson.

Plaza of Gay Nineties in Eastside Park

In 1947, Harry B. Haines conceptualized and donated materials for the creation of the "Plaza of Gay Nineties" and located it in the central portion of Eastside Park (see photo 74, and Section 7, page 6). According to an article from the July 15th, 1950 edition of the Paterson Evening News entitled "Plaza of Gay Nineties in Eastside Park An Historical Link to Memorable Period In the Life of America in 19th Century,"

The water trough, which forms the centerpiece of the plaza, once stood at the foot of West Broadway hill. It was salvaged and turned over to Mr. Haines, the donor of the plaza, by A. Poidomani.

The two gas lamps were donated by the Welsbach Co. of Philadelphia. One has stained red glass in tribute to the fire department; the other, stained green glass, in honor of the police department. No Welsbach lamp has ever been sold to any city in the United States. They are always leased but these two in Eastside Park are the property of Paterson donated by the Welsbach Company.

More recently, other symbols of the 1890's were added. Mr. and Mrs. A. Crew Schielke donated through Mr. Haines two graceful hitching posts: Fred Greenwood, a third hitching post. A carriage stepping stone once gracing the Carroll St. entrance to the Bell Mansion was contributed by Dr. N. P. Lobsenz. A second stepping stone, once mounted at the home of the late U.S. Attorney-General John W. Griggs was placed at the plaza by the Yavneh Academy.

United States Department of the Interior
National Park Service

National Register of Historic Places Continuation Sheet – EASTSIDE PARK HISTORIC DISTRICT PATERSON, PASSAIC COUNTY, NEW JERSEY

Section number 8 Page 14 of 16

The colorful landscaping and blending of the various Gay Nineties artifacts into an integrated park plaza was done by Parks Superintendent Robert M. McCrowe and his assistant Robert M. McCrowe, Jr.

The Plaza of the Gay Nineties was profiled in a New York Times article in the same year and apparently set off a wave of nostalgia amongst other municipalities throughout the United States for Victorian-era types of parks improvements and memorials. During the ensuing decades, the plaza deteriorated. However, in 2000-2001, the East Side Neighborhood Association restored the plaza with one exception: a new square hand-crafted Victorian-style iron fence was placed around the circular plaza to prevent future vandalism to the site.

Plaza of Memories in Eastside Park

In 1949, the Plaza of Memories, solely the brainchild of Harry B. Haines, was gifted to the city of Paterson in 1949 (see figure 12, and Section 7, page 6). It was his most ambitious and extravagant private gift to Paterson, and the most acrimonious, causing a bitter political battle between Haines and then-Mayor Michael Devita. Haines created a Classically-inspired landscaped public space, with design help from Park Superintendent Robert McCrowe, Jr., that was 72 feet long and rectangular. Additionally, ornamentation included a number of Italian marble sculptures, acquired from an artist in Montclair, New Jersey, who had bought them at the turn of the 20th century. According to *The Plaza of Memories* by Ed Smyk,

The collection consisted of a 1,500 pound Italian Rosoto marble Curule Chair, with superb, hand-carved lion heads in Renaissance style; two four-foot high floral urns adorned with carved leaf designs; and a six-foot long marble bench with similar Renaissance-type ornamentation.

The centerpiece of the Plaza was a 19th century bronze statue called Fortune, by Augustin Jean Moreau-Vautlier. Surrounding Fortune were flagstones, which were to have the names of prominent Patersonians on bronze tablets. Haines' ultimate goal was to turn the Plaza of Memories into a 'Hall of Fame' memorial for the residents of Paterson.

Although the Plaza of Memories was popular with many residents, then Mayor DeVita was incensed that Haines was allowed to place the Plaza in the premier park of Paterson with no input from him. Promising to remove the Plaza when he was re-elected to the mayoralty, DeVita removed the Parks Commissioners that had initially supported the Plaza, and had the new members on the Commission vote to remove the entire Plaza from Eastside Park. After serious public opposition, the Parks Commission reversed itself and merely removed the marble Curule Chair into storage. After DeVita left office, Haines worked hard to restore the Curule Chair to the Plaza of Memories. In 1956, a rededication ceremony took place with the Curule Chair restored to its original position.

Beginning in the late 1950s, increasing vandalism in Eastside Park warranted the addition of a high fence around Fortune; by the 1970s, the Plaza began to fall into disrepair. At present, the Curule Chair is the only original element visible in the Plaza, and it has been significantly damaged by years of vandalism. The original landscaping has not been kept up, the marble urns and statue of Fortune has disappeared, and most of the flagstones are missing. Not only did Haines' dream of a local 'Hall of Fame' never materialize, but the Plaza of Memories has been all but forgotten by the residents of Paterson.

Park Avenue and East 42nd Street - Lost Rock Park

United States Department of the Interior
National Park Service

National Register of Historic Places Continuation Sheet – EASTSIDE PARK HISTORIC DISTRICT PATERSON, PASSAIC COUNTY, NEW JERSEY

Section number 8 Page 15 of 16

The quarter-acre triangular plot at the apex of Park Avenue, McLean Boulevard and East 42nd Street (Street address: 299 East 42nd Street; Section 7, page 7) is one of the most significant sites in the city of Paterson and Passaic County. A large boulder, estimated to be 34 tons of granite, marks both the location of the Simeon Van Winkle house, the first settler of Paterson, and the last British raid into the area during the Revolutionary War in May of 1779 at Van Winkle's ford at the Passaic River.

The site was dedicated on November 11th, 1961 by the Captain Abraham Godwin Chapter, New Jersey Society Sons of the Revolution in conjunction with the Passaic County Park Commission. Notable speakers at the event included Harry B. Haines, publisher of the Paterson Evening News; Mayor Francis X. Graves; Captain Andrew Derrom, son of Colonel Andrew Derrom; and the property owner, D. Stanton Hammond, the director of the Passaic County Historical Society and charter member and officer of the chapter of the Sons of the Revolution.

In 1967, the final formal event of the 175th Anniversary of the founding of Paterson was the deeding of the site to the City of Paterson for permanent park purposes by D. Stanton Hammond. A bronze tablet showing a location map and acknowledgment of Simeon Van Winkle and Van Winkle's ford, originally affixed to the boulder in 1961, was removed during the mid-1980s.

The East Side from the 1950s to today

After World War II, the East Side went through a wave of suburbanization and subsequent disinvestment in the areas closer to downtown that was typical of that period. The area that was known as the "East Side" in the 1870s and 1880s had become, by the 1950s, a neighborhood in decline. With the death of Garret Hobart's widow Jennifer Tuttle Hobart in 1941, who refused to allow their ancestral home near Broadway on Carroll Street to be sold or deteriorate, long after the Barbour, Rogers, Crosby, Barnert and Hinchcliffe had moved nearer to Eastside Park or out of Paterson all together, what became to be known as the Fair Street or Barbour Park neighborhood (just east of the railroad tracks from downtown Paterson) began a steep decline.

The remaining middle and upper-middle class residents in that area sold their houses, in many cases to speculators, who either constructed apartments or split the spacious 19th century houses into warrens of apartments. African-Americans of means, many of whom worked at the mills or in bureaucratic positions in local government, first moved to these houses but quickly moved east as the neighborhood deteriorated further. This area, directly east of downtown Paterson, was hit hardest by the riots of the late 1960s that swept through Paterson; unlike previous generations of the affluent who had kept an interest, financial and otherwise, in the neighborhood long after they moved away, the new residents were unable to stop the decay.

Eventually, blight crept eastward towards Eastside Park, so that by the early 1970s, the residents within the district were alarmed enough to create the Eastside Neighborhood Association to stem the deterioration, or at least halt it at what they perceived as their natural border: 33rd Street. The neighborhood to the west of 33rd Street and Vreeland Avenue, known as the Near East Side, remained relatively stable until the early 1980s, when demographic and economic shifts in Paterson created similar problems as in the Barbour Park / Fair Street neighborhood. The area suffered scattered arsons and burglaries, and another exodus of middle class homeowners moved further east near East Side Park or out of Paterson altogether.

Very little detrimental development occurred in the Eastside Park district from the 1970s through the 1990s; however, deterioration was a serious problem. Eastside Park was vandalized extensively and repeatedly, and was empty of patrons due to gang violence and drug peddling. The old greenhouse complex on the north side of the

United States Department of the Interior
National Park Service

National Register of Historic Places

Continuation Sheet – EASTSIDE PARK HISTORIC DISTRICT PATERSON, PASSAIC COUNTY, NEW JERSEY

Section number 8 Page 16 of 16

park and the arbor on the Esplanade burned to the ground in the mid-1980s, and maintenance of the complex gravel and cobblestoned walks throughout the park became non-existent as they fell into disuse.

In 1988, a great loss to the district occurred when the Carroll mansion on Derrom Avenue was demolished by Barnert Hospital despite an outcry from then Mayor Francis X. Graves and the Eastside Neighborhood Association. In "An Old Friend dies in Paterson" published in the North Jersey Herald and News from March 1st, 1988

The hospital, which last year bought the property from Barnert Temple, said repairing the 3-story, turn-of-the-century manor would be too expensive. The cost of repairs would have exceeded \$40,000, hospital spokeswoman Barbara Levy said last month.

The hospital paid \$38,000 to demolish the mansion and an additional \$22,000 to remove the asbestos from the building's boiler room, Levy said. A building cannot be torn down until the asbestos is removed. Demolition, which began at 10:45 a.m. Monday, is expected to be completed today or Wednesday, Levy said. The hospital had agreed to sell the mansion to a buyer willing to pay \$1.5 million, but the two interested buyers were unable to match that price.

An offer made to the hospital on Saturday by a potential buyer was considered unacceptable, said Levy, who would not disclose the amount of the offer. Another offer made as late as Monday morning also proved unacceptable...To many, the demolition of the mansion destroys part of the character of their quiet, tree-lined neighborhood, and throws away a piece of the city.

"Derrom Avenue is not just one of the most beautiful thoroughfares in Paterson, but in northern New Jersey," said Mayor Frank X. Graves, who opposed the demolition. "I live up in the area and wondered at the beauty of the mansion. This is an incredible loss."

To many residents who live near Eastside Park, this was the lowest point in the history of their neighborhood. The site, which had been proposed for hospital uses by Barnert Hospital, was never developed and is used as a parking lot for the former Barnert Temple, now a mosque.

Starting in the late 1980s, a very ethnically and socially diverse population began to move into the district specifically attracted by the impressive, sometimes dilapidated mansions and comfortable single-family houses. In 1988, the East Side Neighborhood Association began to give house tours to promote the history and livability of their district. Since then, many of the significant properties have been, or are in the process of being, restored. Eastside Park has become a safer, more attractive area and various elements and structures within the park were recently rehabilitated, including the Plaza of the Gay Nineties, the White House and the Martin Luther King, Jr. Memorial garden.

In 2003, after many years of neglect and deterioration due to abandonment by its owners, the Catholic Church, the Barbour mansion and remaining four acres of landscaped grounds were sold for \$1 million, the highest price for any residential property in the district, yet considerably lower than similar properties in adjacent communities.

United States Department of the Interior
National Park Service

National Register of Historic Places Continuation Sheet – EASTSIDE PARK HISTORIC DISTRICT PATERSON, PASSAIC COUNTY, NEW JERSEY

Section number 9

Page 1 of 3

Bibliography

"Architect Fred Wesley Wentworth (1864-1943)," by Scott Meacham, www.meachams.com/darch/other/fredwentwoth.html, 2003

Atlas of the City of Paterson, New Jersey, New York: E. Robinson & Co., 1884.

Atlas of the City of Paterson, New Jersey. New York: E. Robinson & Co., 1899.

Atlas of the City of Paterson, New Jersey. New York: E. Robinson & Co., 1915.

Barbella, Michael. "N.Y.C. Transplants Happy in Paterson." *Herald & News*, 16 January, 2000.

Barber, John W. Historical Collections of the State of New Jersey. New Haven; Benjamin Olds, 1853.

"Beauty Abounds at Mansion Offered First Paterson Bishop." *Paterson Evening News*, 8 February, 1938.

"Captain Charles Curie Dies Suddenly in Dentist's Office." *Paterson Morning Call*, 10 May, 1910.

Catlin, George L. Suburban Homes for City Business Men, New York: Erie Railway Company, 1872.

"City Mourns Dead Statesman - Selects Honorary Bearers For Funeral of Thomas F. McCran." *Paterson Morning Call*, 21 September, 1925.

City of Paterson Maps. N.P.: Sanborn Map Company, 1952, 1994.

City of Paterson Tax Maps. New Jersey: Federal Works Agency Works Projects Administration, State of New Jersey, 1939.

Clayton, W. Woodford. History of Bergen and Passaic Counties, New Jersey with Biographical Sketches of Many of Its Pioneers and Prominent Men. Philadelphia: Everts & Peck, 1882.

"Col. Andrew Derrom." *Paterson Evening News-Centennial Edition*, 1892.

"Eastside Neighborhood Effort Shows Positive Action at Work." *The Italian Voice*, 18 October, 2001.

Evolino, Bill. "Starting Over." *North Jersey Media Group*, 5 September, 2002.

"John Yapp Culyer." Appleton's Cyclopedia of American Biography. New York: D. Appleton and Company, 1887-1889, and edited by Stanley L. Klos, 1999.

Hammond, D. Stanton. "Notable Dates in Passaic County History 1609-1937." Reprinted by Passaic County Historical Society Genealogy Club, 2000.

"H. B. Crosby." *Paterson Evening News-Centennial Edition*, 1892.

United States Department of the Interior
National Park Service

National Register of Historic Places

Continuation Sheet – EASTSIDE PARK HISTORIC DISTRICT PATERSON, PASSAIC COUNTY, NEW JERSEY

Section number 9 Page 2 of 3

Herbst, John A. "The Barbour Family and Industries: Legacy of an Urban Dynasty." Jersey men of Paterson Catholic Regional High School, 1975.

"Hon. Garret A. Hobart." *Paterson Evening News-Centennial Edition*, 1892.

House at Patterson, N.J. N.P.: Welch, Smith & Provot, and Bowen Bancroft Smith, Associate Architects.

Lucas, Walter A. "City of Iron Horses." *Railroad Stories*, June 1933.

Map of the Town of Paterson, N.J. Philadelphia: Everts & Peck, 1840.

Map of Totowa and the Boght. Philadelphia: A. H. Mueller Lithography, N.D.

Nelson, William. History of the City of Paterson and the County of Passaic, New York & Chicago; Lewis Historical Publishing Co., 1910.

Nelson, William & Charles Shriner. History of the City of Paterson and Its Environs, New Jersey. Paterson: The Press Printing and Publishing Co., 1901

"North Jersey Golf Club," www.northjerseycc.com/pages/history.htm, 2003

"Our Public Parks." *Paterson Evening News-Centennial Edition*, 1892.

"Paterson's East And West Side Parks Charming Show Places Of The City, Affording Delightful Playgrounds For The People." *Paterson Press*, 9 February, 1912.

"Plaza of Gay Nineties in Eastside Park An Historical Link To A Memorable Period In the Life of America in 19th Century." *Paterson Evening News*, 15 July, 1950.

Riss, Suzanne. "An old friend dies in Paterson." *North Jersey Herald & News*, 1 March, 1988.

Smyk, Edward A. The Plaza of Memories - Eastside Park - Paterson, New Jersey. Paterson: Acquackanonk History Club, 2001.

Stern, Robert A. M, Gregory Gilmartin & Thomas Mellins, New York 1930: Architecture and Urbanism Between the Two World Wars, New York: Rizzoli International Publications, Inc., 1987

"T.F. McCran Memorial To Be Unveiled May 30." *Paterson Morning Call*, 27 January, 1927.

"Thomas Francis McCran." New Jersey's First Citizens and State Guide. Paterson: J. J. Scannell, 1924.

Unknown. "The First Map of Paterson." Reprinted by Passaic County Historical Society Genealogy Club, 2000.

Wentworth, Fred Wesley & Frederick J. Vreeland, The Recent Work of Fred Wesley Wentworth, Architect, Paterson, New Jersey, Monograph, published 1929

White, Nicola M. "Group works to preserve mansions." North Jersey Media Group, August 18, 2002.

United States Department of the Interior
National Park Service

National Register of Historic Places

Continuation Sheet – EASTSIDE PARK HISTORIC DISTRICT PATERSON, PASSAIC COUNTY, NEW JERSEY

Section number 9

Page 3 of 3

"William E. Arnold, Retired Manufacturer, Dies at Newton. Death follows amputation of leg - had been member of Hamilton Club and Chamber of Commerce." *Paterson Evening News*, 13 August, 1937.

Williams Barbara. "Stately Paterson mansions on display." *North Jersey Media Group*, 26 September, 2001.

WPA Guide To 1930s New Jersey. N.P.: The Viking Press, June 1939. Reprinted 1986 by Rutgers University Press.

Yoo, Charles. "Gay buyers revitalize Paterson's Eastside." *Bergen Record*, 8 February, 2000.

United States Department of the Interior
National Park Service

National Register of Historic Places

Continuation Sheet – EASTSIDE PARK HISTORIC DISTRICT

PATERSON, PASSAIC COUNTY, NEW JERSEY

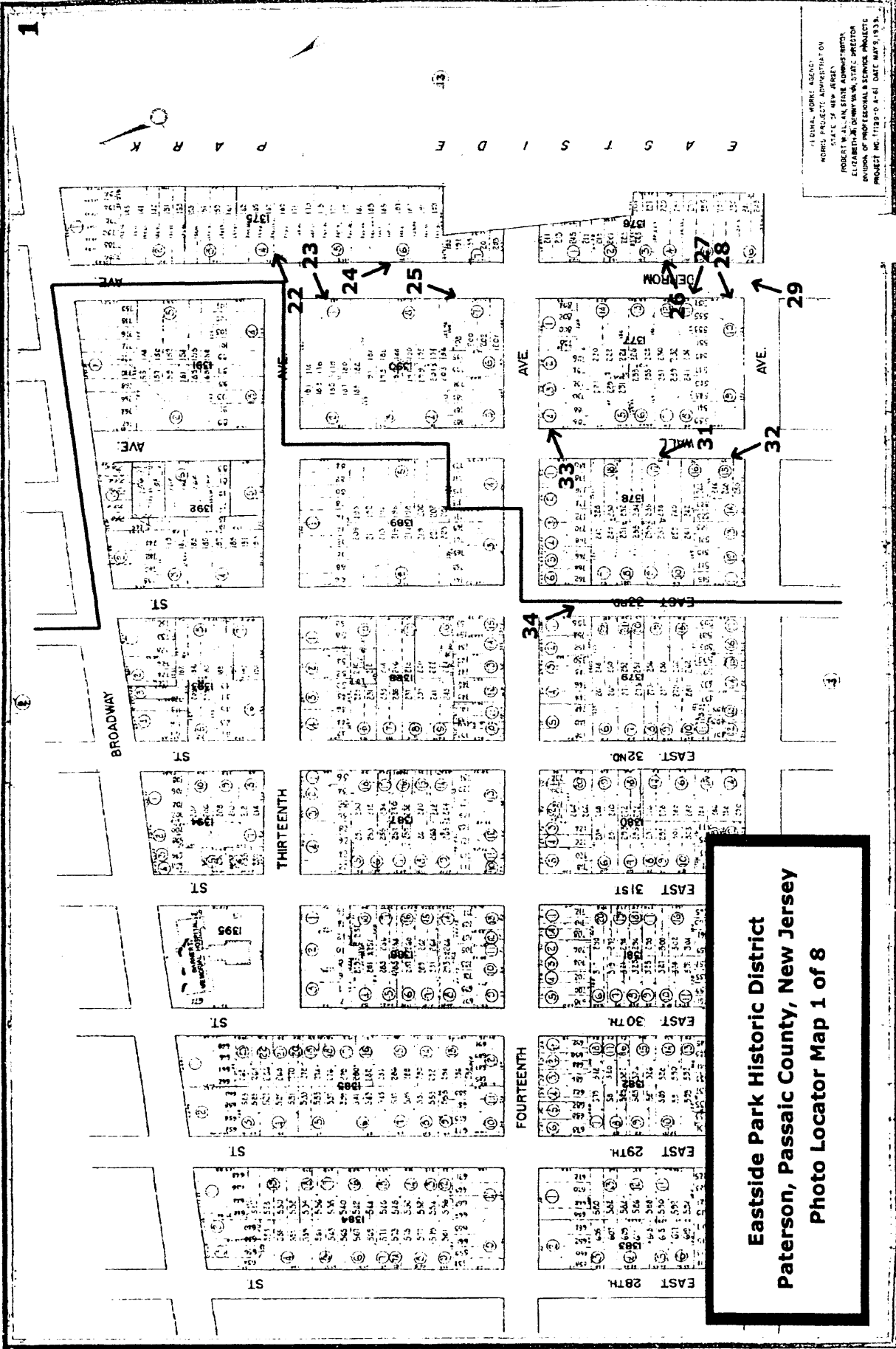
Section number 10 Page 1 of 1

Verbal Boundary Description

Beginning at the intersection of 11th Avenue and East 33rd Street, the district boundary runs southeast along the centerline of 11th Avenue to the centerline of East 37th Street; then northeast along East 37th Street to 100' north of 11th Avenue; then southeast along the rear property line of Block 1572, Lots 6-9 to 100' northeast of 11th Avenue along the centerline of East 38th Street; then northeast along East 38th Street to 275' northeast of 11th Avenue, the northerly boundary of Block 1571, Lot 11; then southeast along Block 1571, Lot 11 100' to mid-block between East 38th and East 39th streets; then southwest along Block 1571, Lot 11 75' to 200' north of 11th Avenue; then southeast to the centerline of East 39th Street; then southwest along East 39th Street to the centerline of 11th Avenue; then southeast along 11th Avenue to the centerline of vacated East 41st Street; then southwest along the vacated East 41st Street through Block 1577 to Broadway; then southeast along Broadway to the eastern property line of Eastside Park, Block 1582; then southwest along the eastern property line of Eastside Park, Block 1582, and Block 1438 to the centerline of Overlook Avenue; then northwest approximately 126.98' along the centerline of Overlook Avenue to the westerly property line of Block 1439, Lot 1; then along the westerly property line of Block 1439, Lot 1 to the northerly property line of Block 1439, Lot 26; then northwest along the northerly property line of Block 1439, Lot 26 to the westerly property line of Block 1439, Lot 26; then southwest along the westerly property line of Block 1439, Lot 26 to the northerly property line of Block 1439, Lot 12; then southeast along the northerly property line of Block 1439, Lot 12 to the easterly property line of Block 1439, Lot 12; then southwest along the property line of Block 1439, Lot 12 to the northerly property lines of Block 1439, Lot 21; then northwest along the northerly property line of Block 1439, Lot 21 and Block 1439, Lot 11 to the easterly property line of Block 1439, Lot 20; then southwest along the easterly property line of Block 1439, Lot 20 to Park Avenue; then southeast along the centerline of Park Avenue to the westerly boundary of McLean Boulevard (Route 20); then south along the westerly boundary of McLean Boulevard and the easterly boundary of Block 1440 to 17th Avenue; then northwest along the centerline of 17th Avenue to mid-block between East 42nd Street and McLean Boulevard; then southwest along the mid-block between East 42nd Street and McLean Boulevard to the centerline of 20th Avenue; then northwest along 20th Avenue to the mid-block between East 38th and East 39th streets; then southwest along the mid-block between East 38th and East 39th streets to the southerly property line of Block 1550, Lot 10; then northwest along the southerly property line of Block 1550, Lot 10 to the intersection of Vreeland Avenue and East 38th Street; then north along Vreeland Avenue to the intersection of Park Avenue, Vreeland Avenue and East 33rd Street; then northeast along East 33rd Street to 14th Avenue; then southeast along 14th Avenue to the westerly property line of Block 1389, Lot 4; then northeast along the westerly property line of Block 1389, Lot 4 to the northerly property line of Block 1389, Lot 4; then southeast along the northerly property line of Block 1389, Lot 4 to the centerline of Wall Avenue; then northeast along Wall Avenue to the centerline of 13th Avenue; then southeast along 13th Avenue to centerline of Derrom Avenue; then northeast along Derrom Avenue to the centerline of Broadway; then northwest along Broadway to the centerline of East 33rd Street; then northeast along East 33rd Street to the place of the beginning.

Verbal Boundary Justification

The Eastside Park Historic District is a cohesive collection of early to mid-twentieth century resources that form the unique neighborhood of the East Side of Paterson. The boundaries were delineated on the basis of style, age and integrity of the buildings in the area. The boundaries were drawn to include as much of the area within the boundaries of East Side Park Neighborhood as described by the City of Paterson. The boundaries of the residential portion of the district were drawn to exclude an apartment building, a mosque and several non-contributing residences in the western portion, a new religious facility replacing the former YM-YWHA building and several blocks of non-contributing residences in the northern section, and a change in building density and quality in the southern and southwestern sections.



**Eastside Park Historic District
 Paterson, Passaic County, New Jersey
 Photo Locator Map 1 of 8**

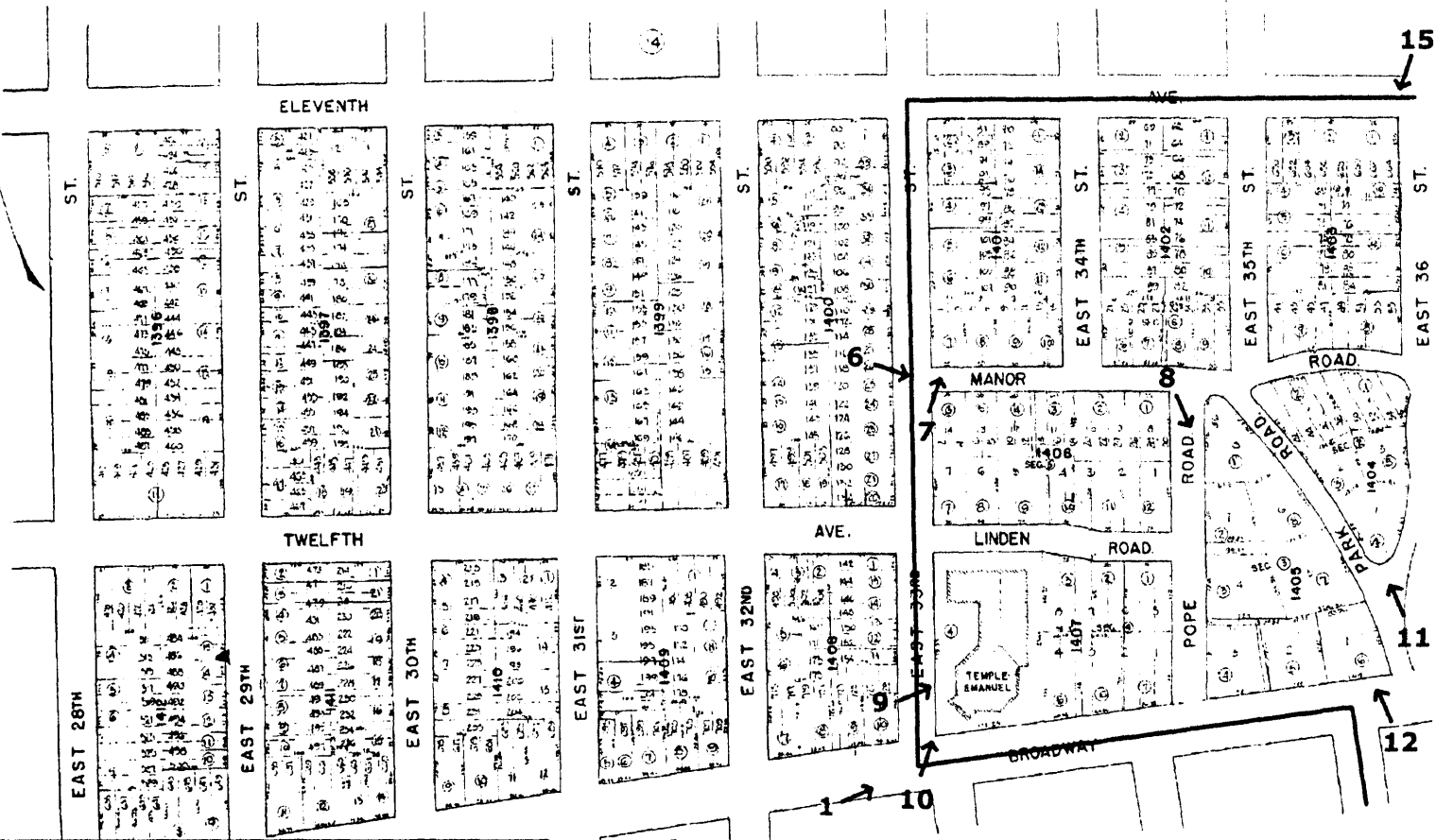
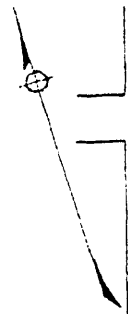
1004 Ward-D

PLANS, WORK, AGENTS
 WORKS PROJECT, ADMINISTRATION
 STATE OF NEW JERSEY
 ROBERT W. ALLAN, STATE ADMINISTRATOR
 ELIZABETH J. DENNY, STATE PROJECTOR
 DIVISION OF PROFESSIONAL & SERVICE PROJECTS
 PROJECT NO. 113970 A-41 DATE MAY 9, 1933



1

E A S T S I D E P A R K



Eastside Park Historic District
Paterson, Passaic County, New Jersey
Photo Locator Map 2 of 8

FEDERAL WORKS AGENCY
 WORKS PROJECTS ADMINISTRATION
 STATE OF NEW JERSEY
 HUBERT H. ALLAN, STATE ADMINISTRATOR
 ELIZABETH C. DENNY MARK, STATE DIRECTOR
 DIVISION OF PROFESSIONAL & SERVICE PROJECTS
 PROJECT NO. 7183-0-A-61 DATE MAY 3, 1936

SCALE 1:500

ST.

ST.

ST.

ST.

ST.

EAST 33RD ST.

WALL AVE.

DERROM AVE.

FIFTEENTH

AVE.

PARK

AVE.

SEVENTEENTH

AVE.

ST 28TH

ST 29TH

ST 30TH

ST 31ST

EAST 32ND

EAST 33RD

EAST 34TH

EAST 35TH

EAST 36TH

Eastside Park Historic District
Paterson, Passaic County, New Jersey
Photo Locator Map 3 of 8

2

35

30

36

37

55

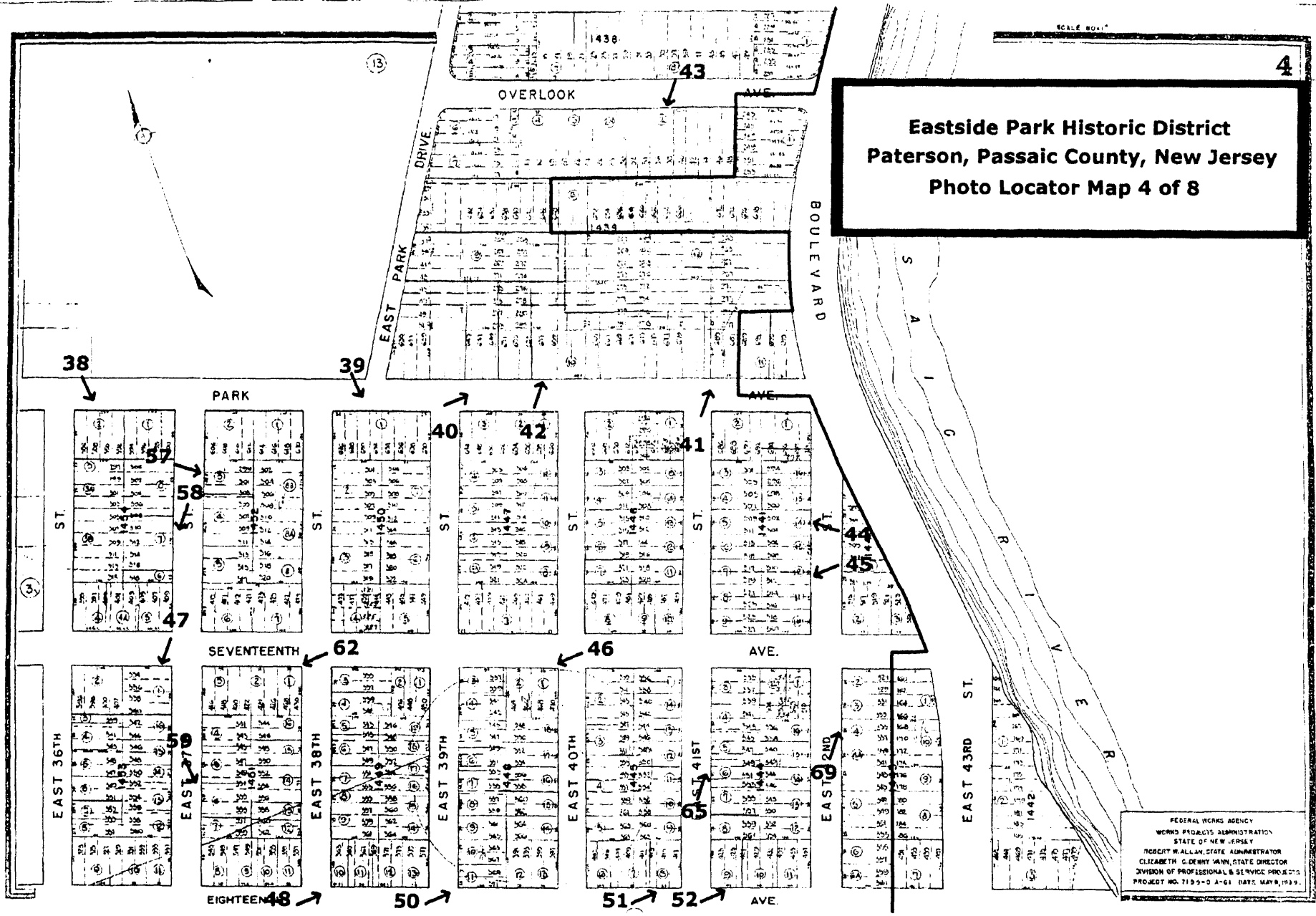
56

3

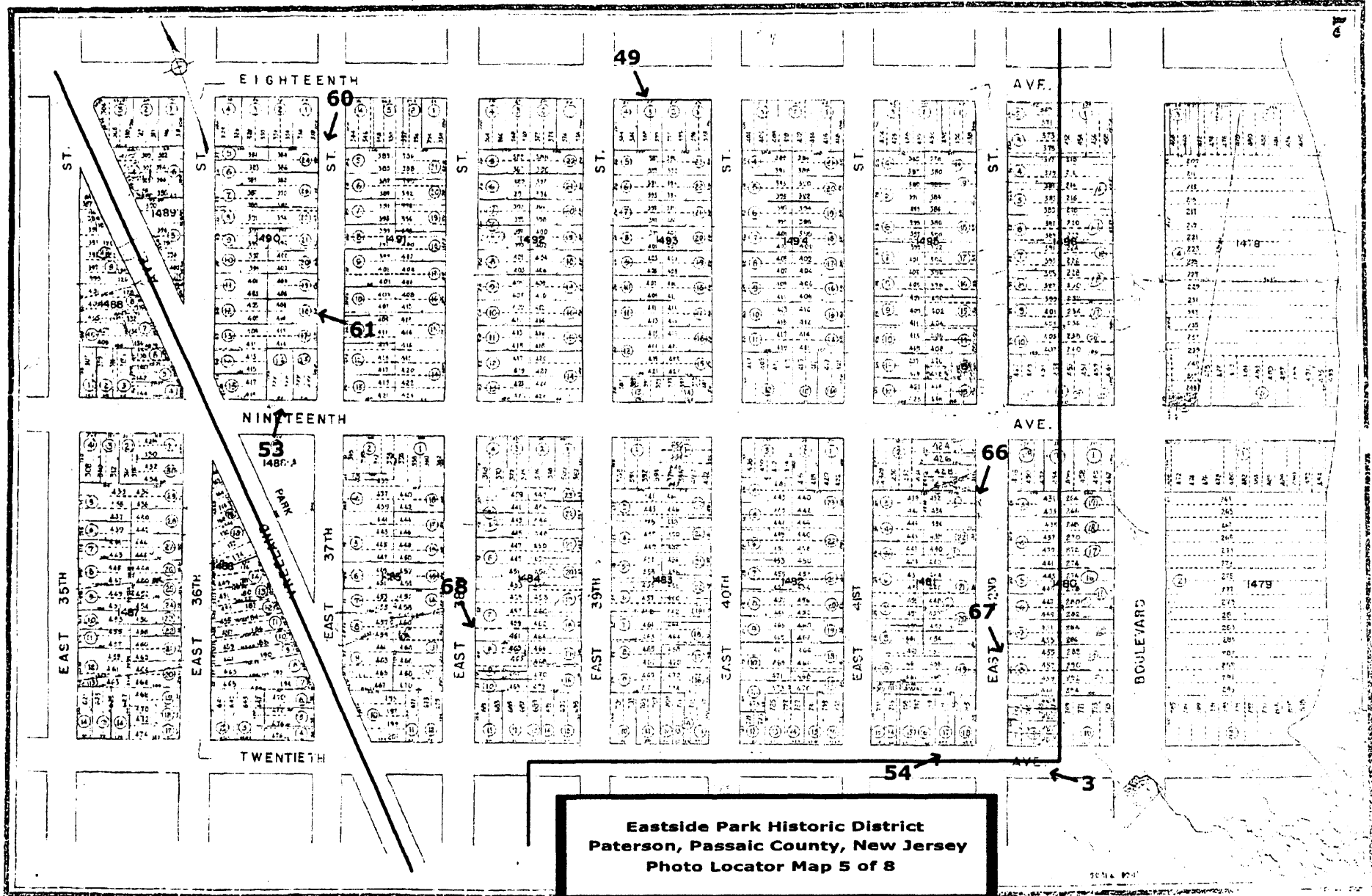
4

FEDERAL WORKS AGENCY
 WORKS PROJECTS ADMINISTRATION
 STATE OF NEW JERSEY
 ROBERT W. ALLEN, STATE ADMINISTRATOR
 ELIZABETH G. DENNY, STATE DIRECTOR
 DIVISION OF PROFESSIONAL & SERVICE PROJECTS
 PROJECT NO. 7-0391-A-1 SCALE MAPS 1925

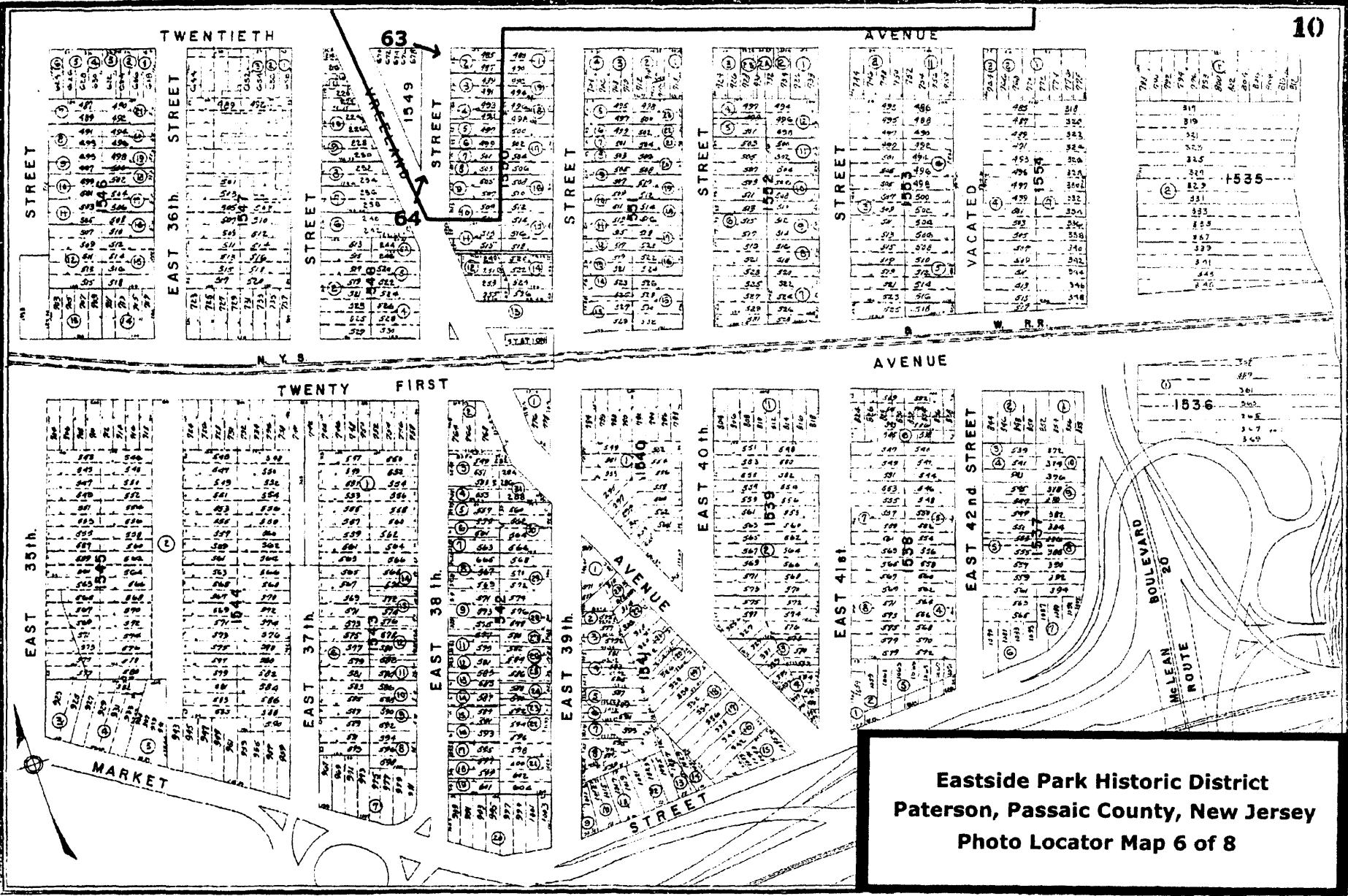
Eastside Park Historic District Paterson, Passaic County, New Jersey Photo Locator Map 4 of 8



FEDERAL WORKS AGENCY
 WORKS PROJECTS ADMINISTRATION
 STATE OF NEW JERSEY
 ROBERT W. ALLAN, STATE ADMINISTRATOR
 ELIZABETH G. DENNY HANN, STATE DIRECTOR
 DIVISION OF PROFESSIONAL & SERVICE PROJECTS
 PROJECT NO. 7109-0 A-61 DATE, MAY 8, 1949.

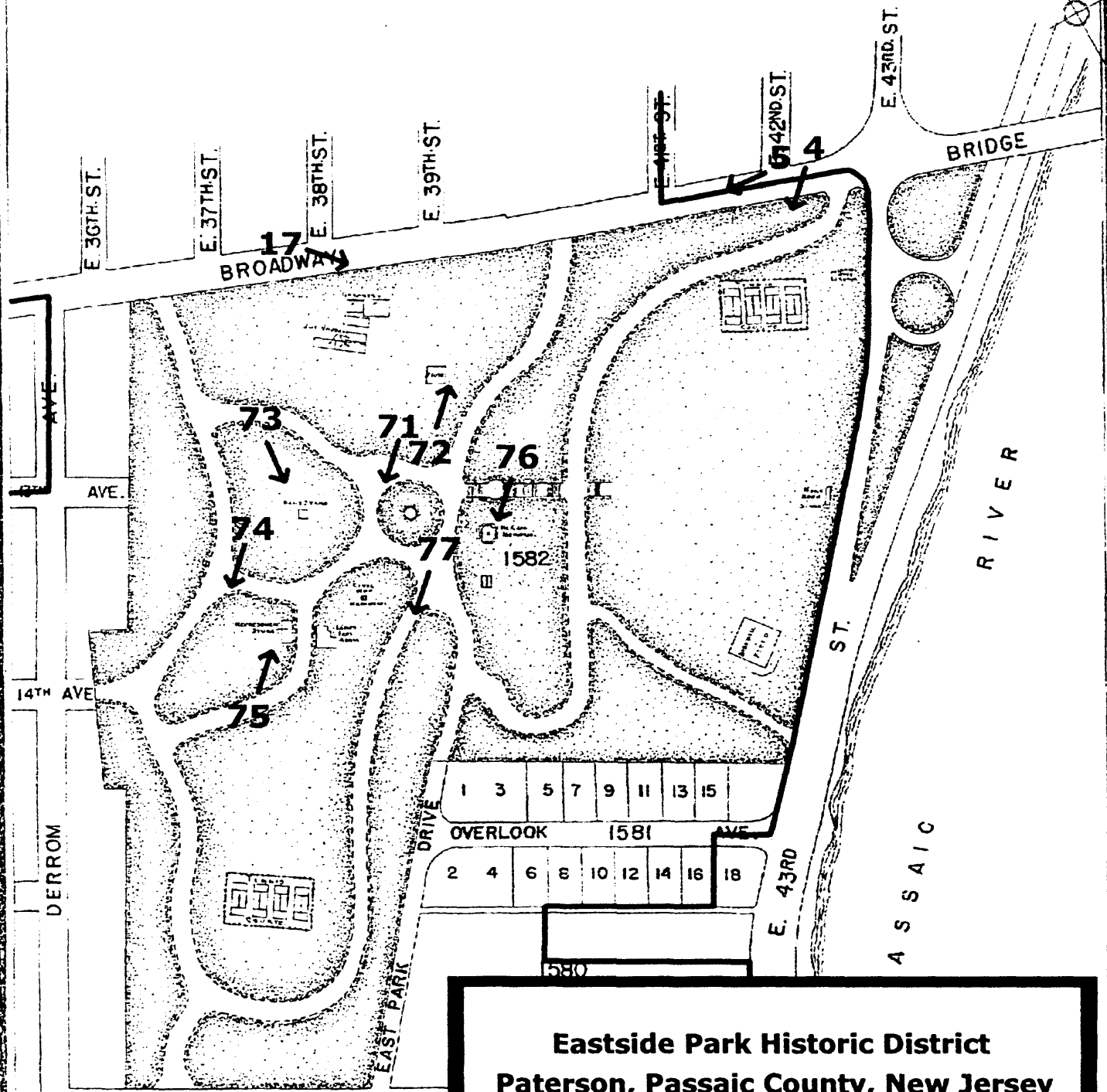


Eastside Park Historic District
Paterson, Passaic County, New Jersey
Photo Locator Map 5 of 8



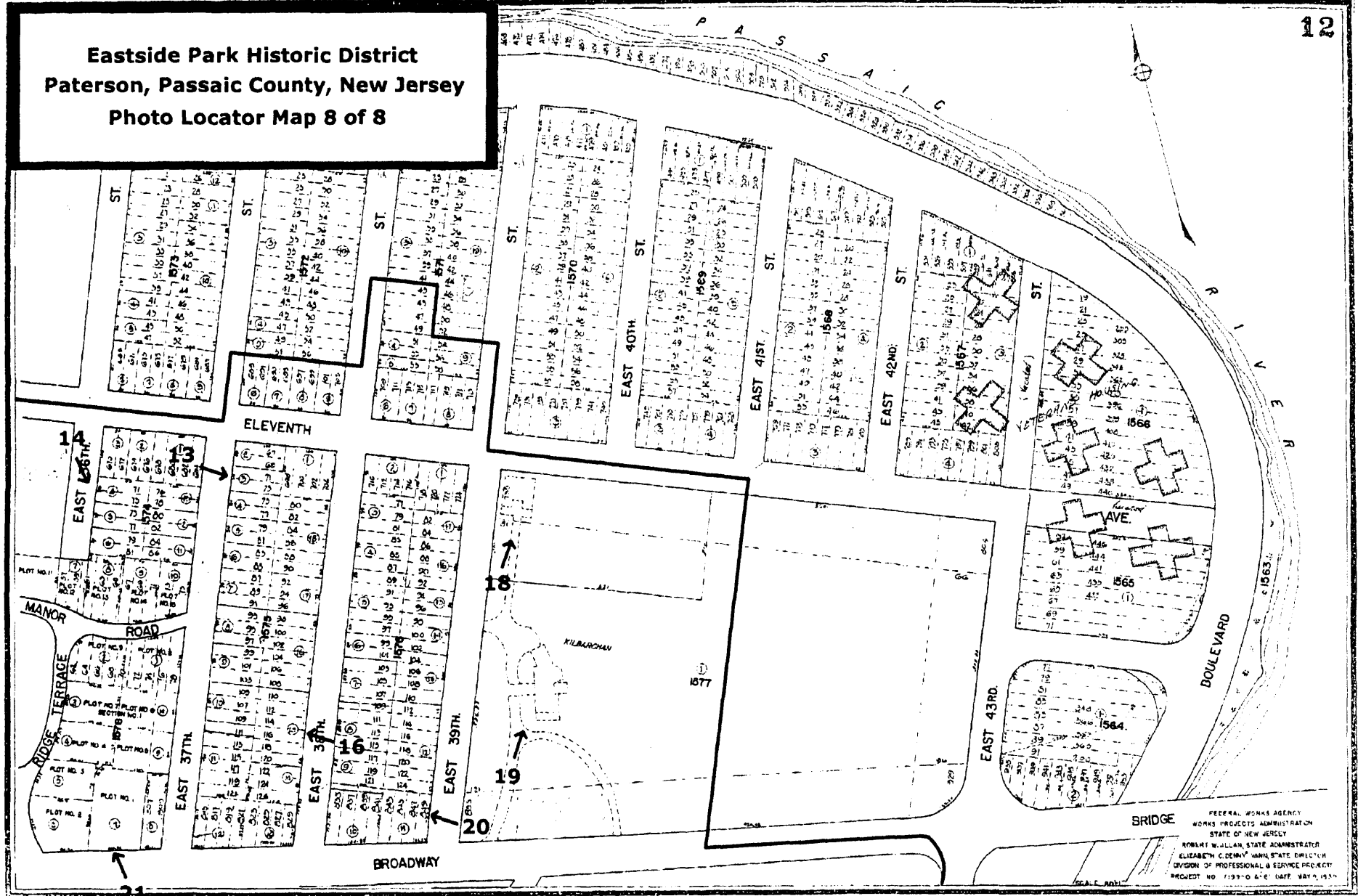
Eastside Park Historic District
Paterson, Passaic County, New Jersey
Photo Locator Map 6 of 8

MAP OF
EAST SIDE PARK
PATERSON, N. J.



Eastside Park Historic District
Paterson, Passaic County, New Jersey
Photo Locator Map 7 of 8

**Eastside Park Historic District
Paterson, Passaic County, New Jersey
Photo Locator Map 8 of 8**



FEDERAL WORKS AGENCY
WORKS PROJECTS ADMINISTRATION
STATE OF NEW JERSEY
ROBERT W. ULLMAN, STATE ADMINISTRATOR
ELIZABETH C. DENNY, MANA, STATE DIRECTOR
DIVISION OF PROFESSIONAL & SERVICE PROJECTS
PROJECT NO. 1199-O-616 DATE: MAY 9, 1954

MAP OF
TOTOWA AND THE BOGHT

BEFORE THE FOUNDING OF PATERSON IN 1781

Compiled from Old Records and Maps by
J. M. LATHROP

Scale 1500 feet to an Inch.

0 250 500 750 1000 1250 1500

REFERENCES

- 1 Homestead of Jacob Van Winkle, later Passaic Hotel.
- 2 Homestead of Cornelius Van Winkle
- 3 Part of Saw Mill of Hendrick Gerritsen, 1780
- 4 Simeon Van Winkle to S.U.M., 1793
- 5 Simeon Van Winkle, 1793
- 6 Simeon Van Winkle to S.U.M., 15.A., 1793
- 7 John Van Blaricum, 1790

- 8 Barret (Dec. 1799)
- 9 Land out in lots by Jacob Van Winkle, 1794
- 10 Paul Ruten's Black Horse Tavern, 1793
- 11 Simeon Van Winkle to S.U.M., 20.A., 1793
- 12 Simeon Van Winkle
- 13 Abraham Goodwin, dec. to S.U.M., 1792
- 14 John Van Blaricum to S.U.M., 1792
- 15 Dr. Blackley to S.U.M., 1793
- 16 Bulls Head Tavern, 1791 later
- 17 Peace & Plenty Tavern
- 18 John Post's Homestead, Belmag Vandouten to S.U.M., 1802
- 19 John J. Post, 1802
- 20 David Blair's Private Road, 1792
- 21 Garrett Van Riper, 1793
- 22 Abraham Goodwin to S.U.M., 1794

Military maps show Mrs. Goodwin's Tavern at 13 in 1780

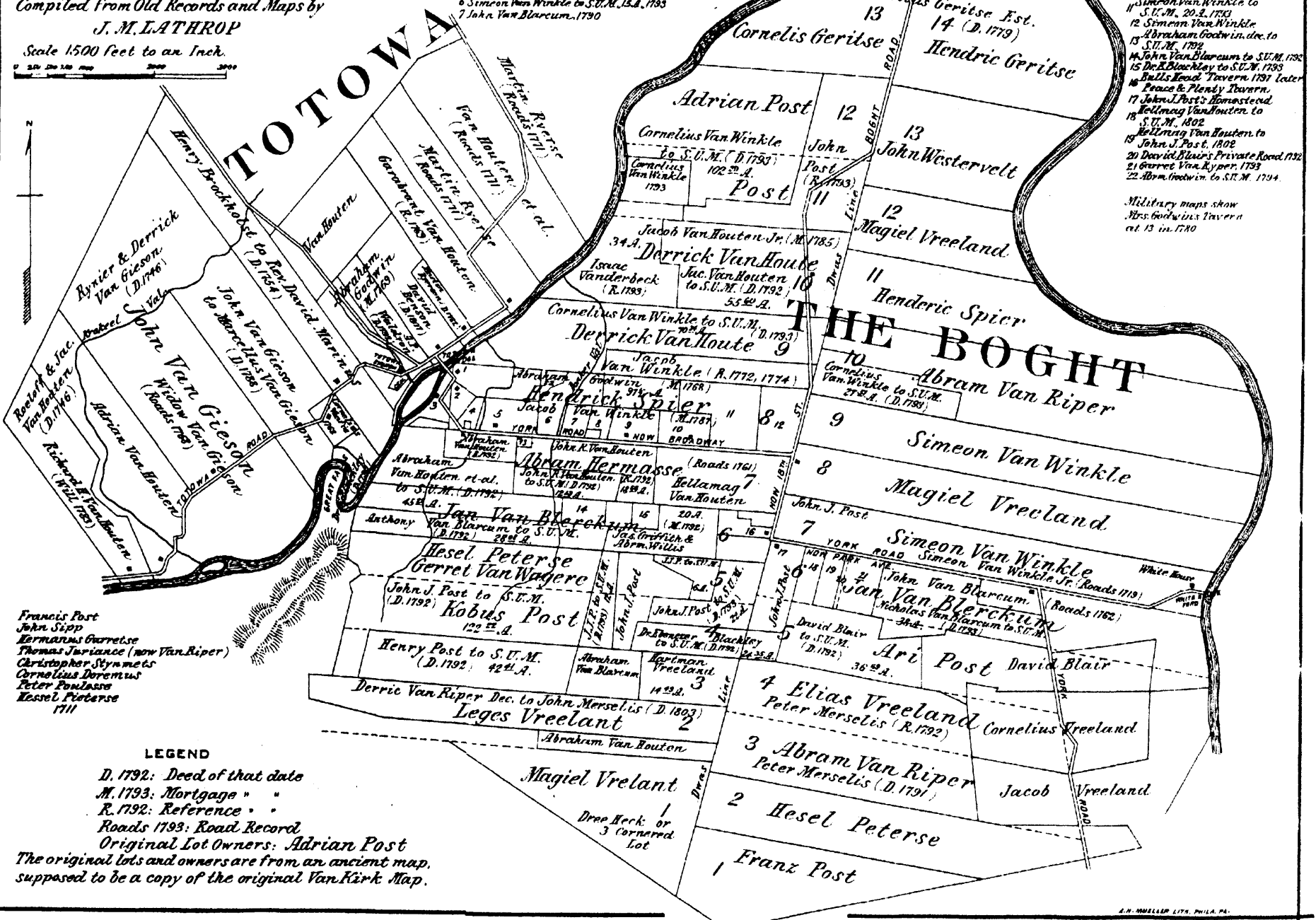


FIGURE 1: HISTORIC MAP OF PATERSON, NEW JERSEY BEFORE 1791

Eastside Park Hb, Passaic County, NJ

MAP
— OF —
the TOWN of
PATERSON,

— N. J. —

From Actual Survey by

C. S. Van Dyke & Co. E.

1840

EVERTS & PECK,
Publishers,
Philad.

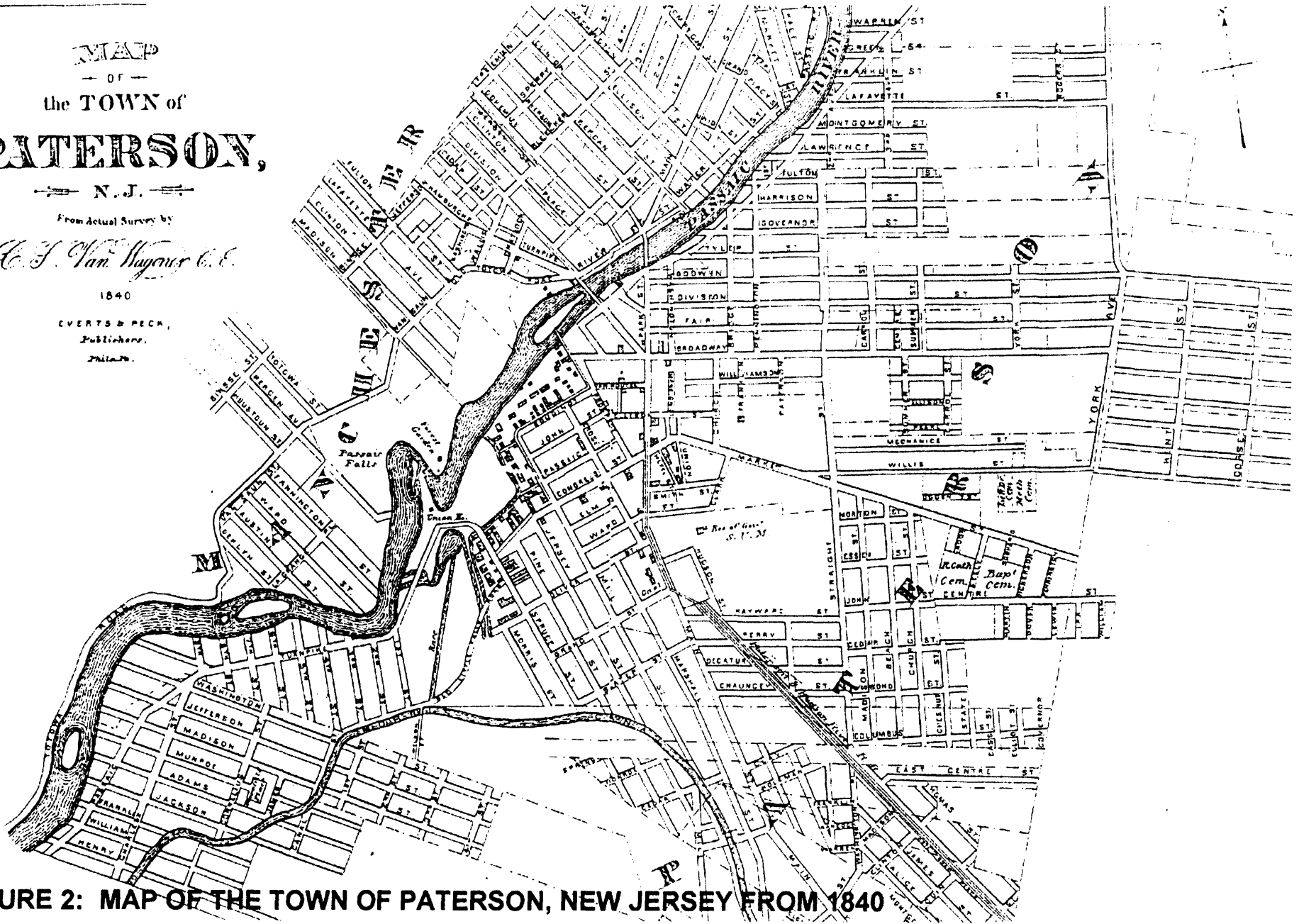


FIGURE 2: MAP OF THE TOWN OF PATERSON, NEW JERSEY FROM 1840

Eastside Park HD
Passaic County, NJ



DERROM HOUSE—EAST SIDE PARK.

FIGURE 3: ILLUSTRATION OF THE DERROM HOUSE IN EASTSIDE PARK, 1892

Eastside Park HD, Passaic County, NJ

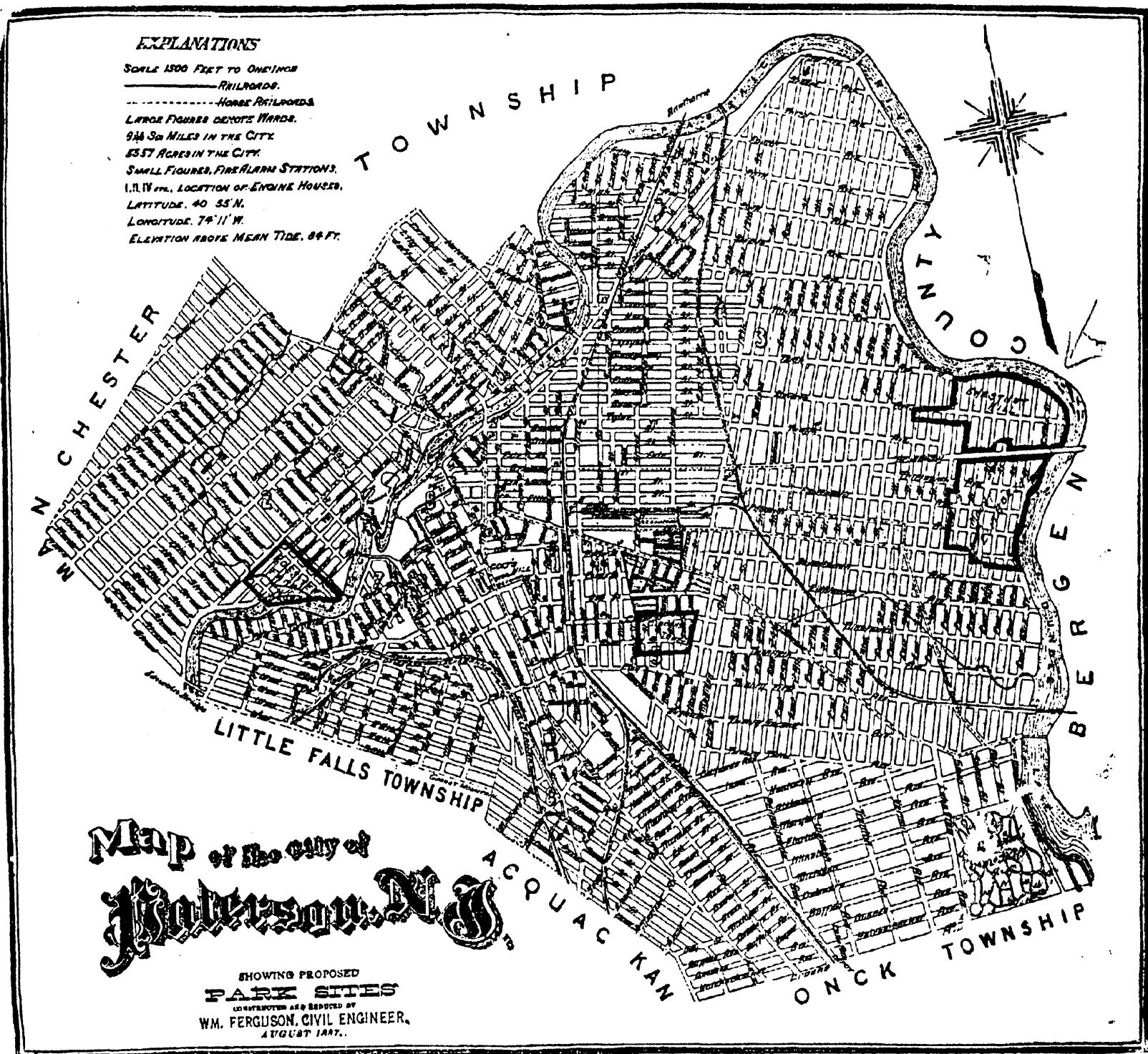


FIGURE 4. MAP OF THE CITY OF PATERSON, NEW JERSEY SHOWING PROPOSED PARK SITES, 1887

Eastside Park HD
Passaic County, NJ

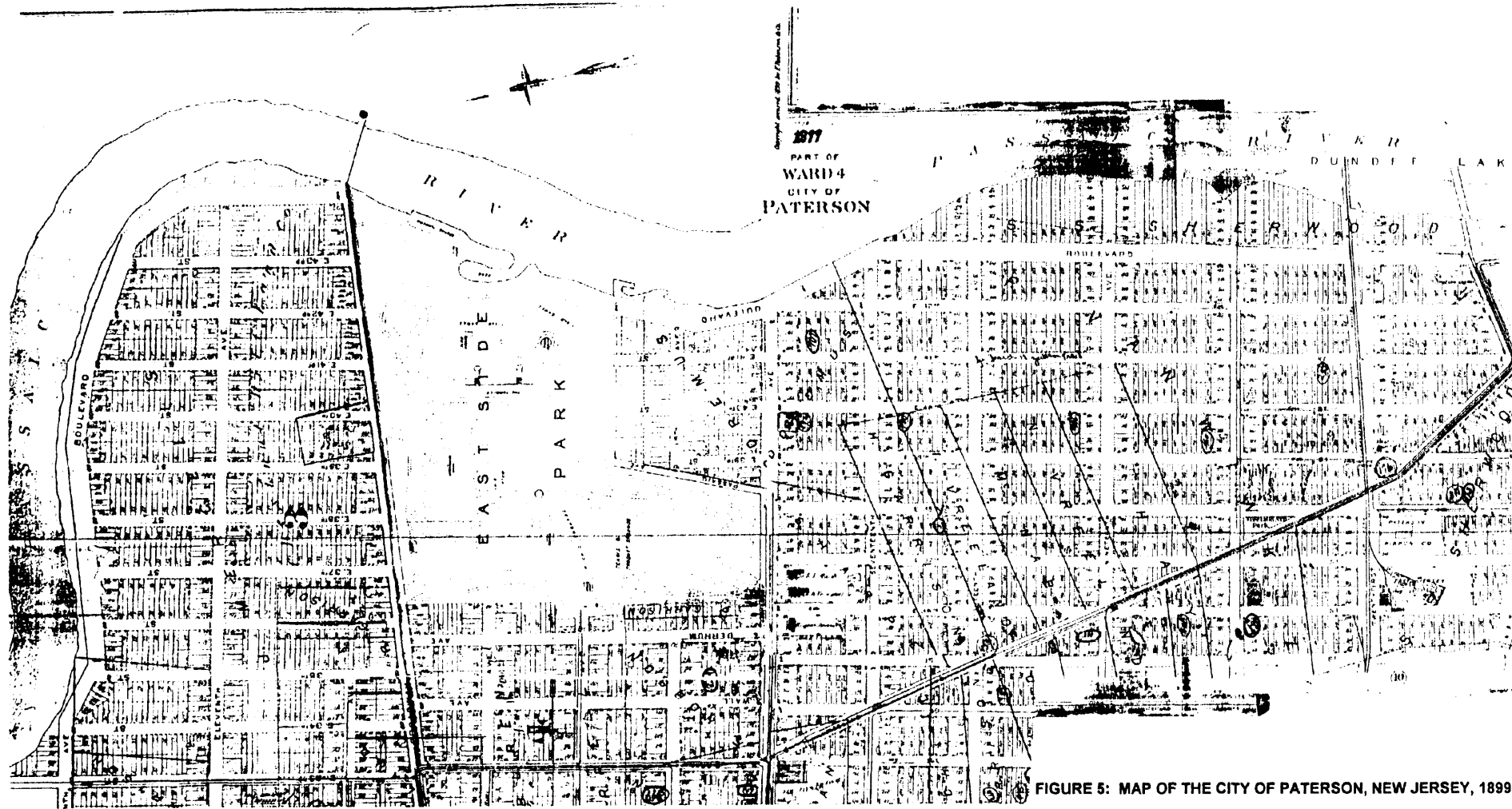


FIGURE 5: MAP OF THE CITY OF PATERSON, NEW JERSEY, 1899

Eastside Park HD
Passaic County, NJ

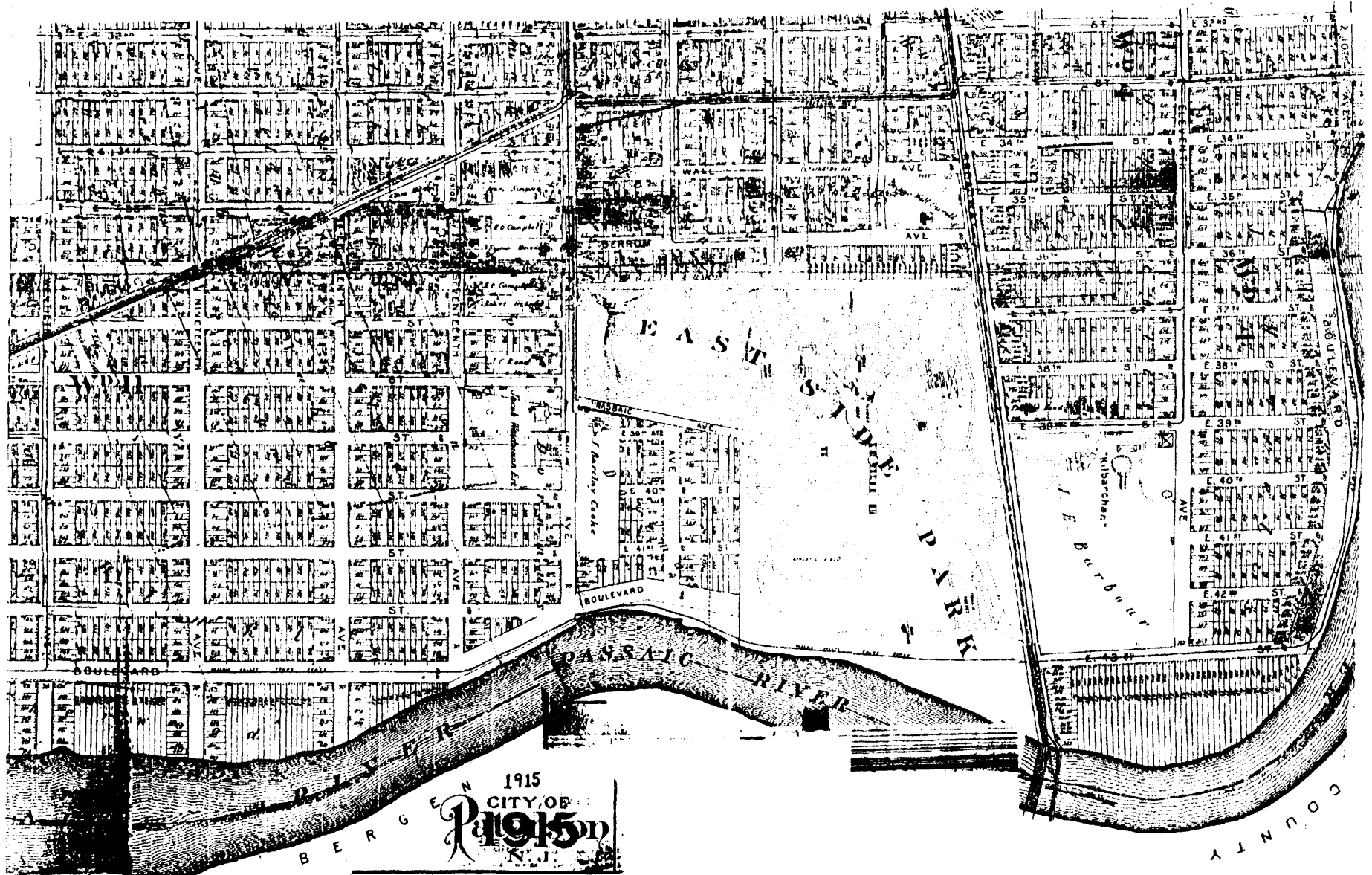


FIGURE 6: MAP OF THE CITY OF PATERSON, NEW JERSEY, 1915

FORMER NORTH JERSEY COURSES

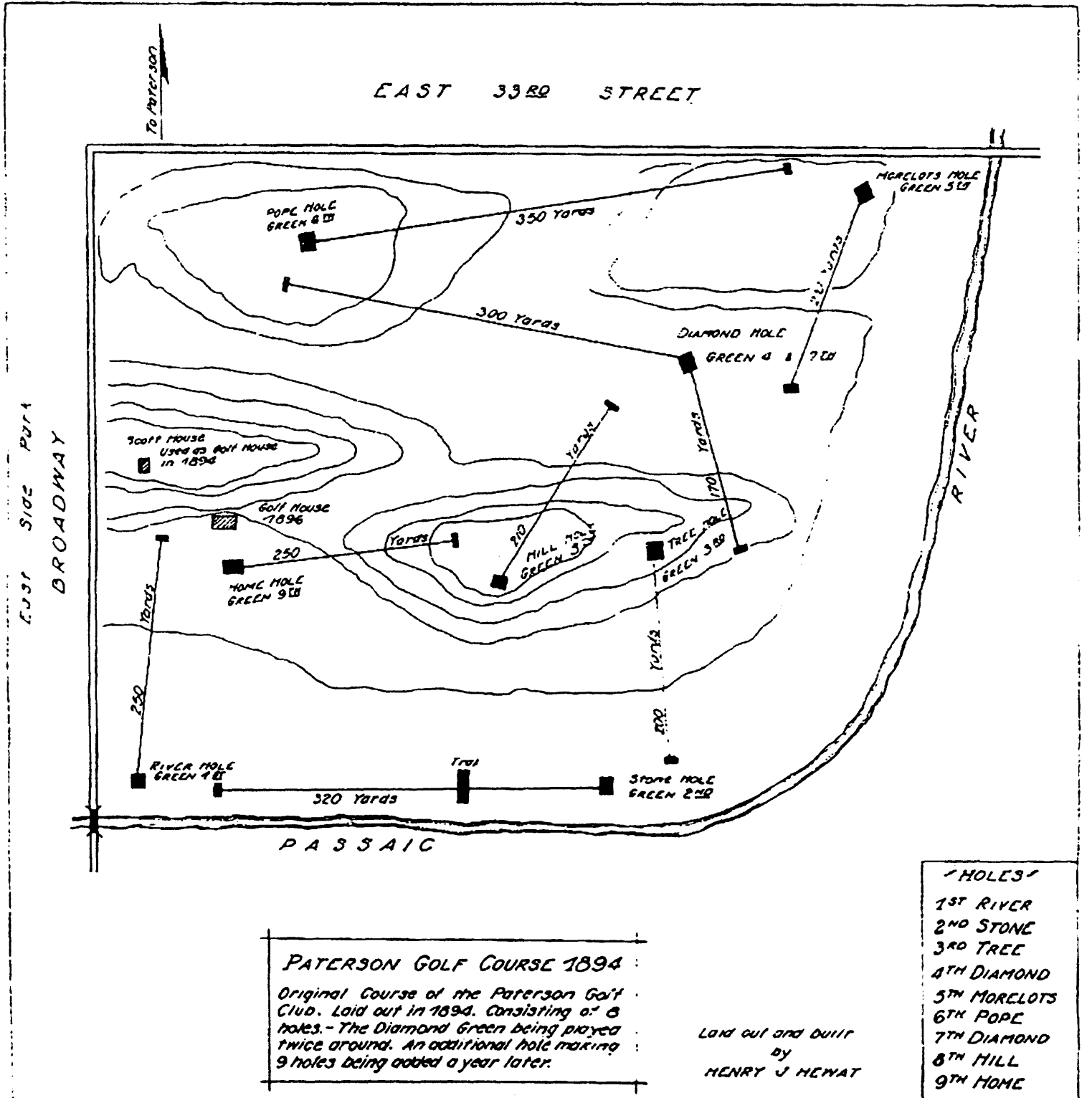
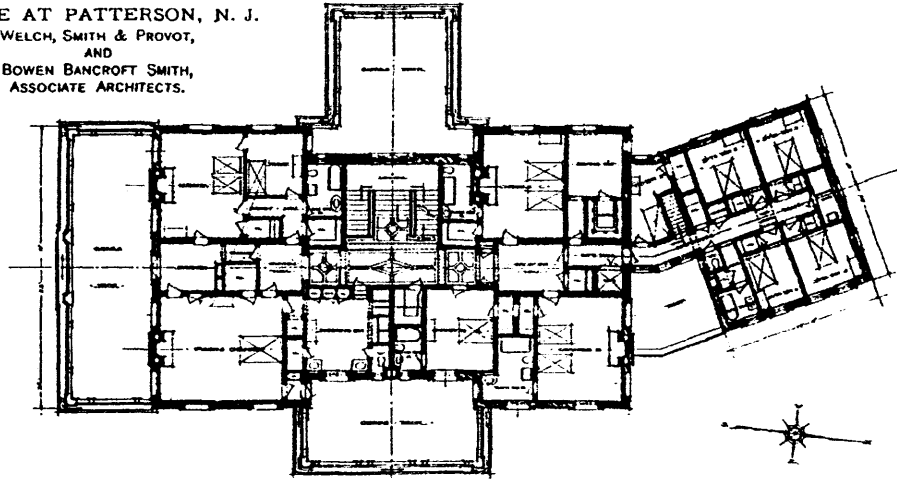


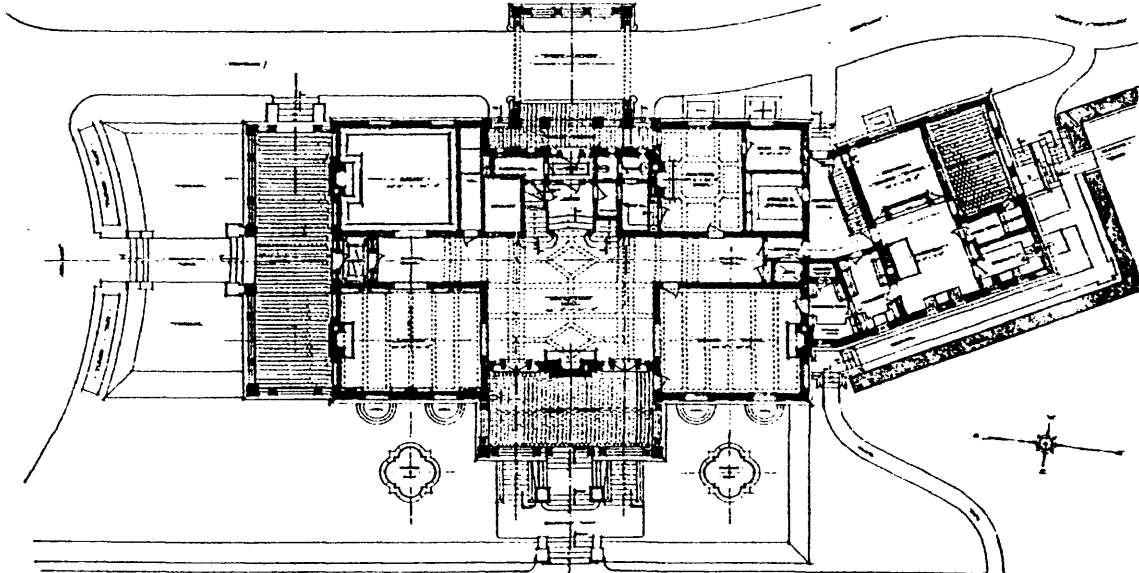
FIGURE 7: MAP OF THE PATERSON GOLF COURSE, PATERSON, NEW JERSEY, 1894

Eastside Park HD
 Passaic County, NJ

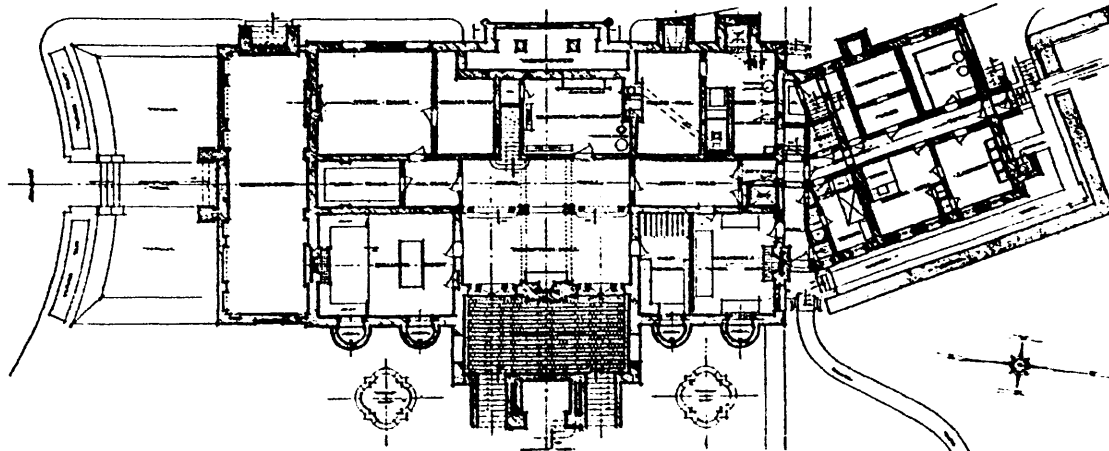
HOUSE AT PATTERSON, N. J.
WELCH, SMITH & PROVOT,
AND
BOWEN BANCROFT SMITH,
ASSOCIATE ARCHITECTS.



SECOND FLOOR PLAN.



FIRST FLOOR PLAN.




BASEMENT FLOOR PLAN.

FIGURE 8: PLAN OF HOUSE AT PATTERSON, NEW JERSEY (KILBARCHAN)

*Eastside Park HD
Passaic County, NJ*

FIGURE 9: OVERLOOKING THE PASSAIC FROM EAST SIDE PARK, PATERSON, NEW JERSEY, CA. 1900



OVERLOOKING THE PASSAIC FROM EAST SIDE PARK.

Eastside Park HD
Passaic County, NJ

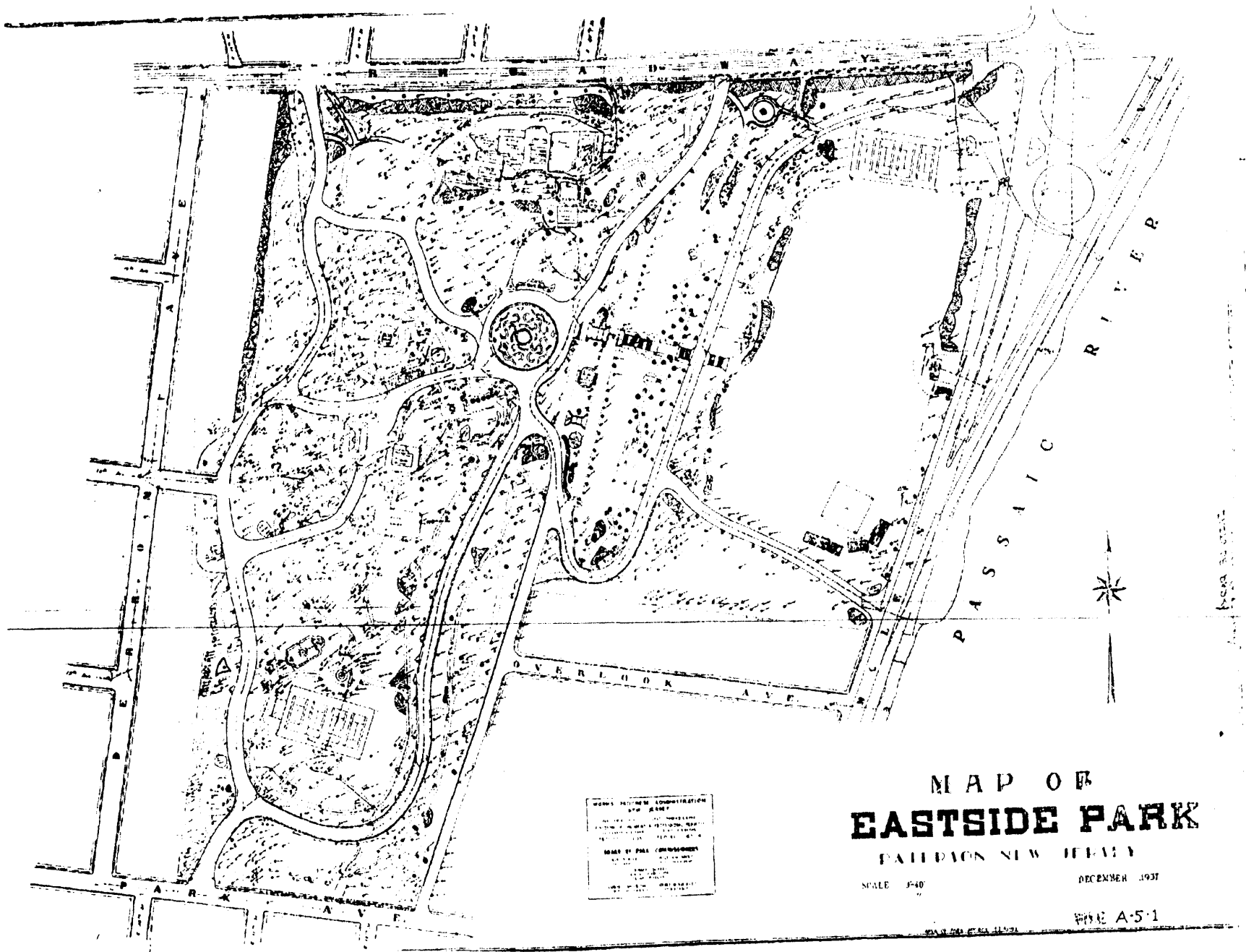
Derrom Ave., Paterson, N. J.

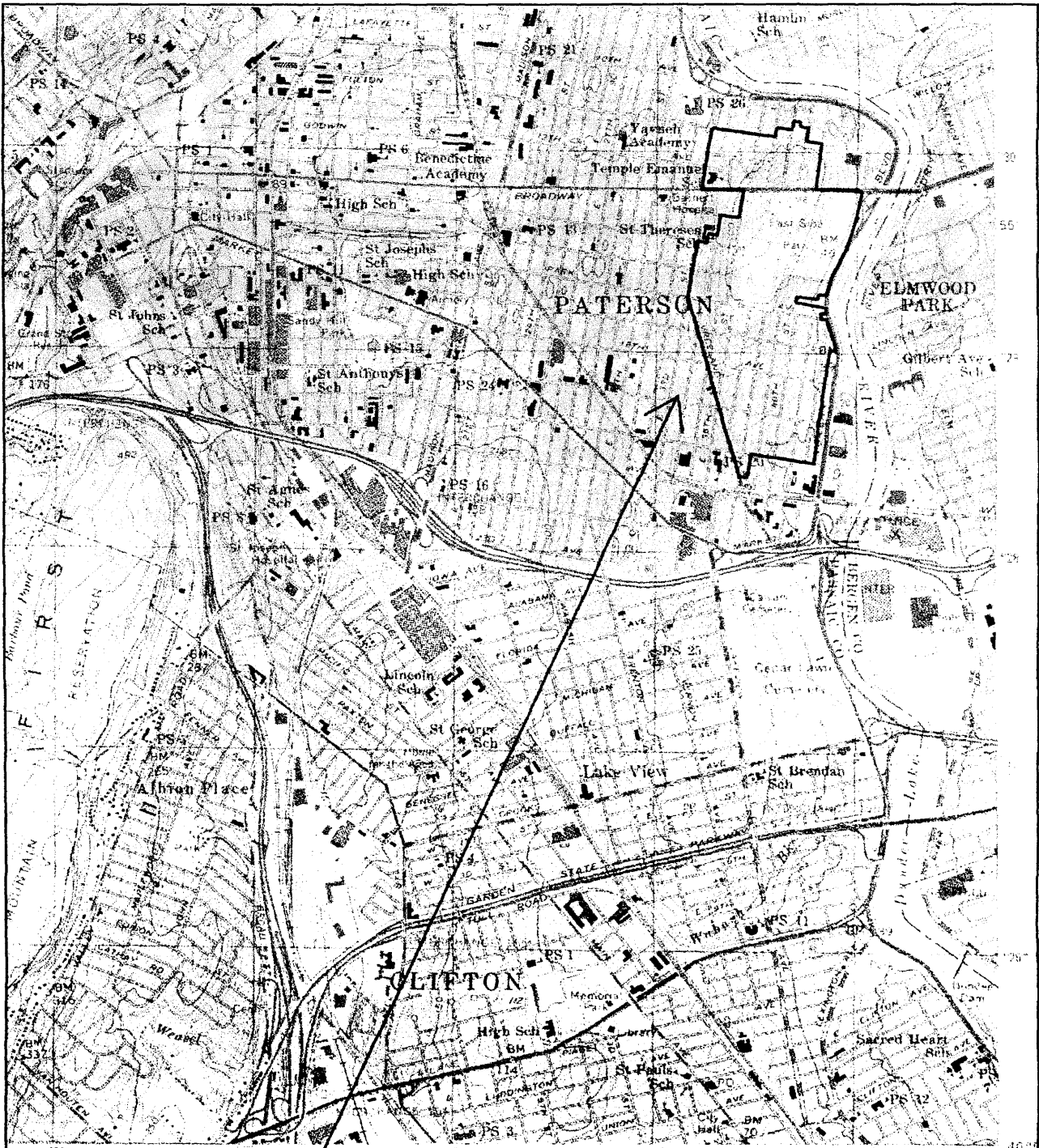


FIGURE 10: DERROM AVENUE, PATERSON, NEW JERSEY, CA. 1910

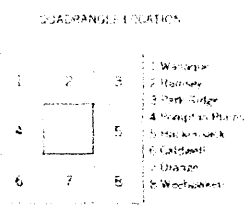
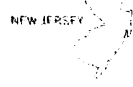
*Eastside Park HO
Passaic County, NJ*

FIGURE 11: MAP OF EASTSIDE PARK, PATERSON, NEW JERSEY, 1937 BASE MAP WITH LATER ADDITIONS





EASTSIDE PARK HISTORIC DISTRICT



ADJOINING 7 1/2' QUADRANGLE NAMES

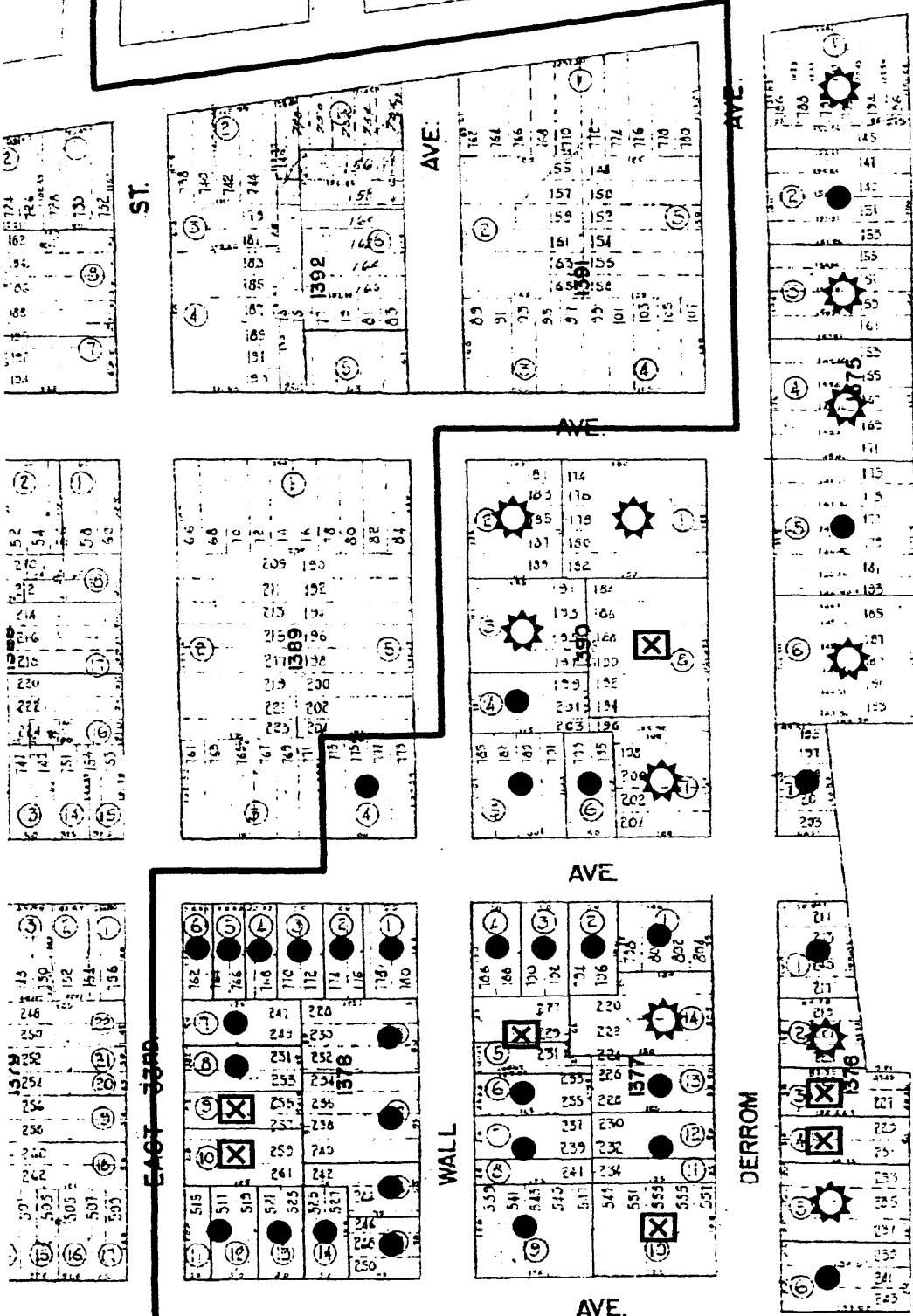
- ROAD CLASSIFICATION
- Primary highway hard surface
 - Secondary highway hard surface
 - High duty road hard or improved surface
 - Light duty road
 - Interstate Route
 - U.S. Route
 - State Route

PATERSON, NJ
1995

NIMA 61651 NW SP80LSA522

**EASTSIDE PARK HISTORIC DISTRICT
DETAIL SHEET 1**

1



LEGEND

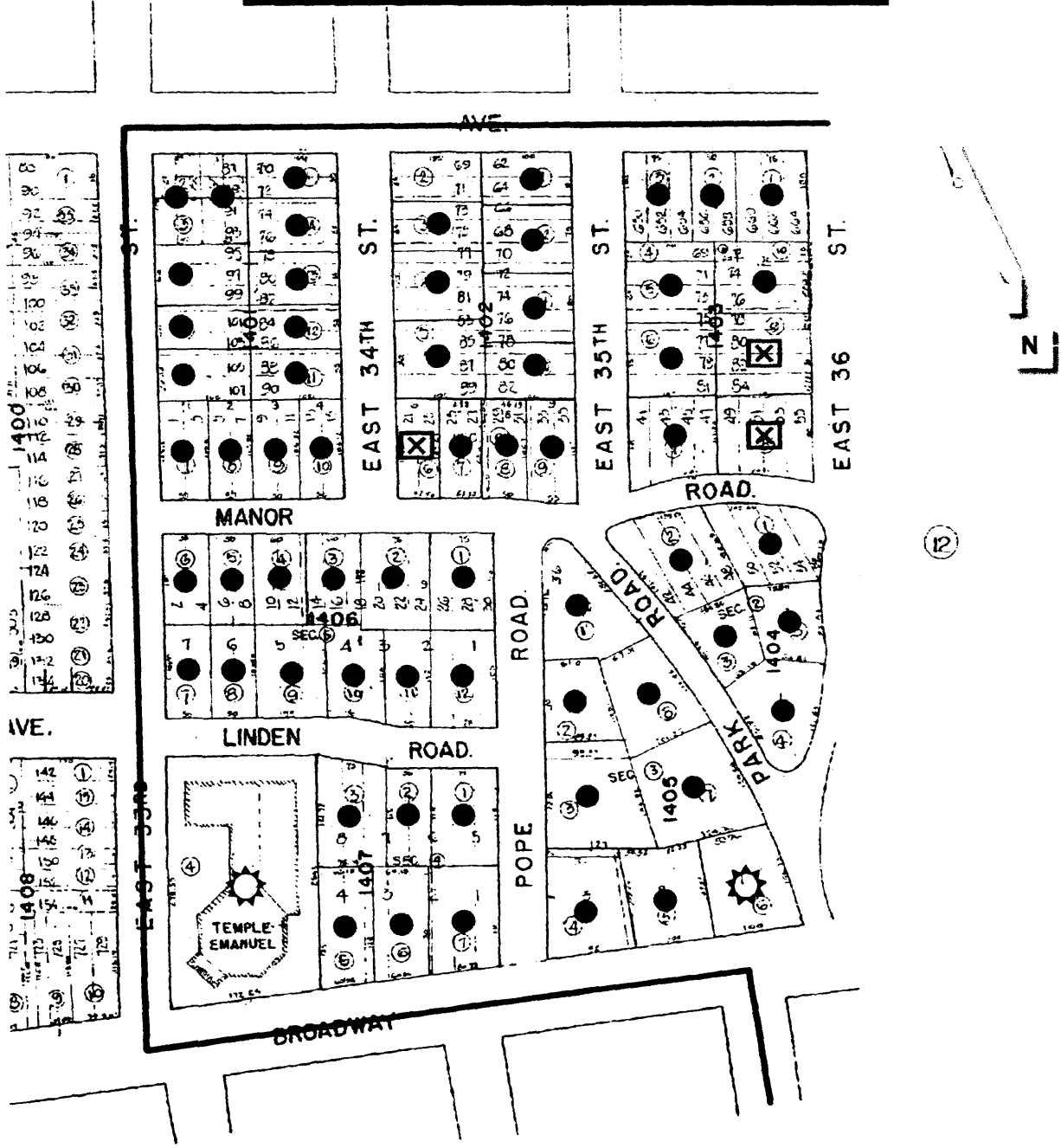
- ☼ - KEY BUILDING
(Lot number with sunburst)
- - CONTRIBUTING BUILDING
(solid circle)
- ☒ - NON-CONTRIBUTING BUILDING
(X inside hollow square symbol)
- HISTORIC DISTRICT BOUNDARY

FEDERAL WORKS AGENCY
WORKS PROJECTS ADMINISTRATION
STATE OF NEW JERSEY
ROBERT M. ALLAN, STATE ADMINISTRATOR
ELIZABETH M. DENNY VAN, STATE DIRECTOR
DIVISION OF PROFESSIONAL & SERVICE PROJECTS
PROJECT NO. 17193-D 4-61 DATE MAY 9, 1939.

Eastside Park HD, Passaic County, NJ

**EASTSIDE PARK HISTORIC DISTRICT
DETAIL SHEET 2**

11th Ward **2**



LEGEND

- ☼ - KEY BUILDING
(Lot number with sunburst)
- - CONTRIBUTING BUILDING
(solid circle)
- ⊠ - NON-CONTRIBUTING BUILDING
(X inside hollow square symbol)
- HISTORIC DISTRICT BOUNDARY

FEDERAL WORKS AGENCY
WORKS PROJECTS ADMINISTRATION
STATE OF NEW JERSEY
ROBERT W. ALLAN, STATE ADMINISTRATOR
ELIZABETH C. DENNY VARR, STATE DIRECTOR
DIVISION OF PROFESSIONAL & SERVICE PROJECTS
PROJECT NO. 7109-0.1-61 DATE MAY 2, 1939.

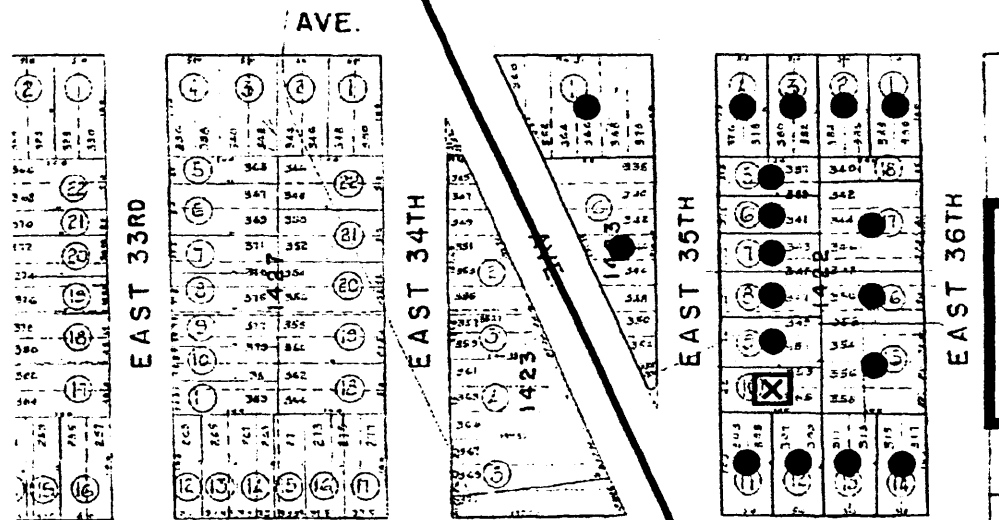
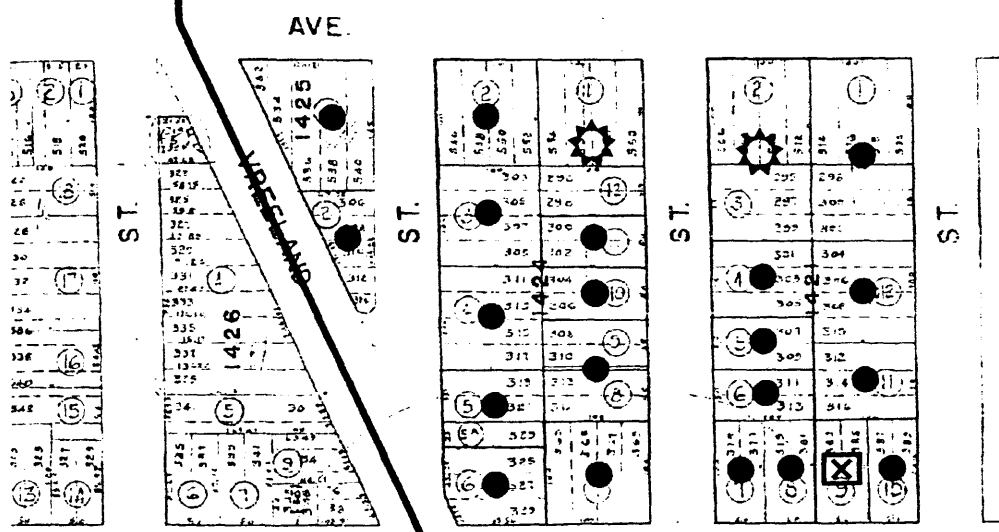
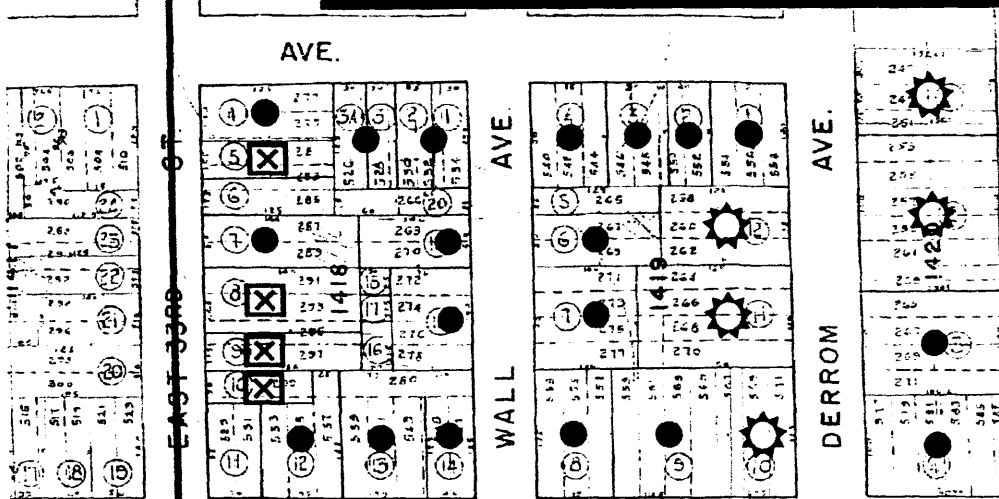
SCALE 1/2" = 1'

*Eastside Park HD
Passaic County, NJ*

11th Ward (2)

**EASTSIDE PARK HISTORIC DISTRICT
DETAIL SHEET 3**

3



LEGEND

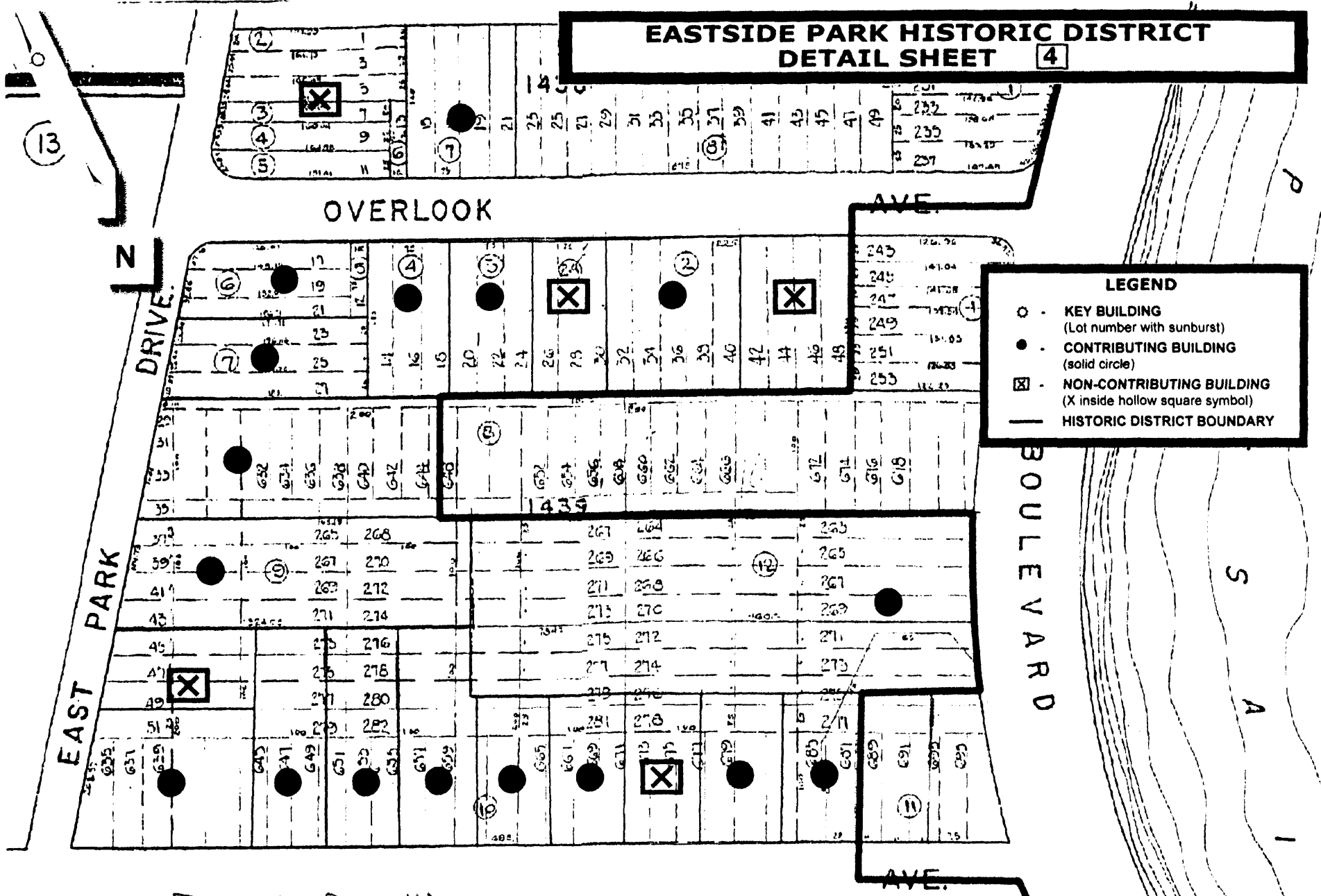
- - KEY BUILDING
(Lot number with sunburst)
- - CONTRIBUTING BUILDING
(solid circle)
- ⊠ - NON-CONTRIBUTING BUILDING
(X inside hollow square symbol)
- HISTORIC DISTRICT BOUNDARY

FEDERAL WORKS AGENCY
WORKS PROJECT ADMINISTRATION
STATE OF NEW JERSEY
ROBERT W. ALLAN, STATE ADMINISTRATOR
ELIZABETH G. DENRY VANN, STATE DIRECTOR
DIVISION OF PROFESSIONAL & SERVICE PROJECTS
PROJECT NO. T-59-D-4-C1 DATE MAY 9, 1938.

SCALE 80:1

*Eastside Park HD
Passaic County, NJ*

EASTSIDE PARK HISTORIC DISTRICT DETAIL SHEET 4



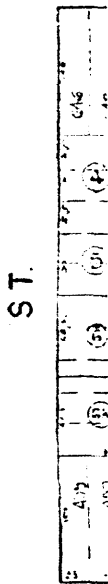
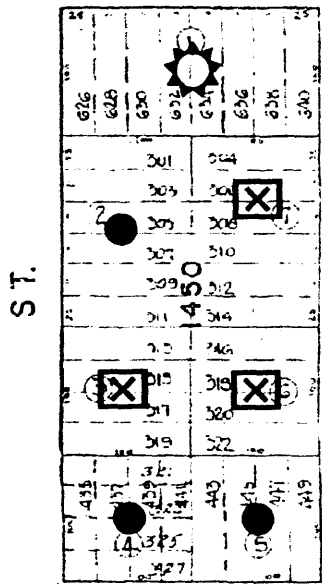
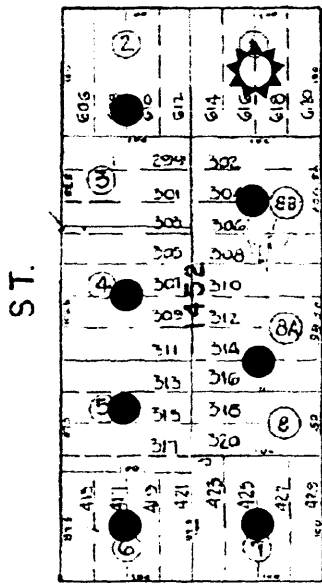
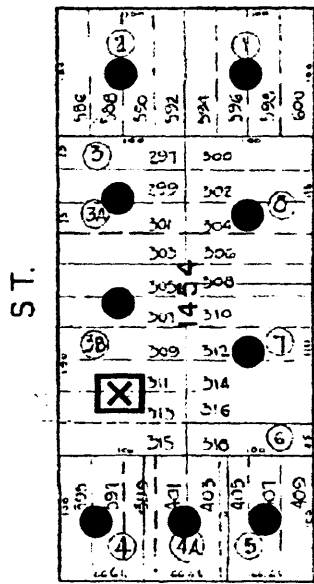
LEGEND

- - KEY BUILDING
(Lot number with sunburst)
- - CONTRIBUTING BUILDING
(solid circle)
- ⊠ - NON-CONTRIBUTING BUILDING
(X inside hollow square symbol)
- | — | HISTORIC DISTRICT BOUNDARY

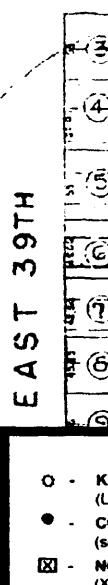
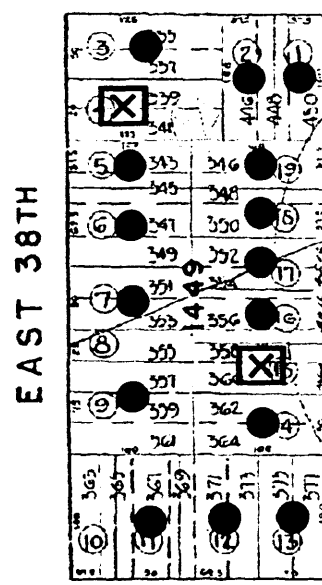
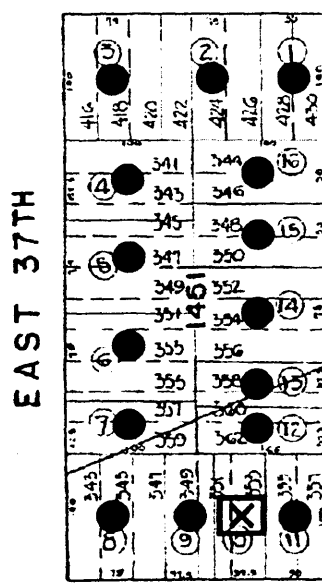
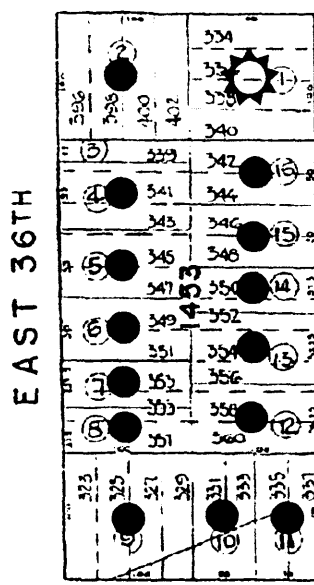
*Eastside Park HD
Passaic County, NJ*

EASTSIDE PARK HISTORIC DISTRICT DETAIL SHEET 5

PARK



SEVENTEENTH



EIGHTEENTH

LEGEND

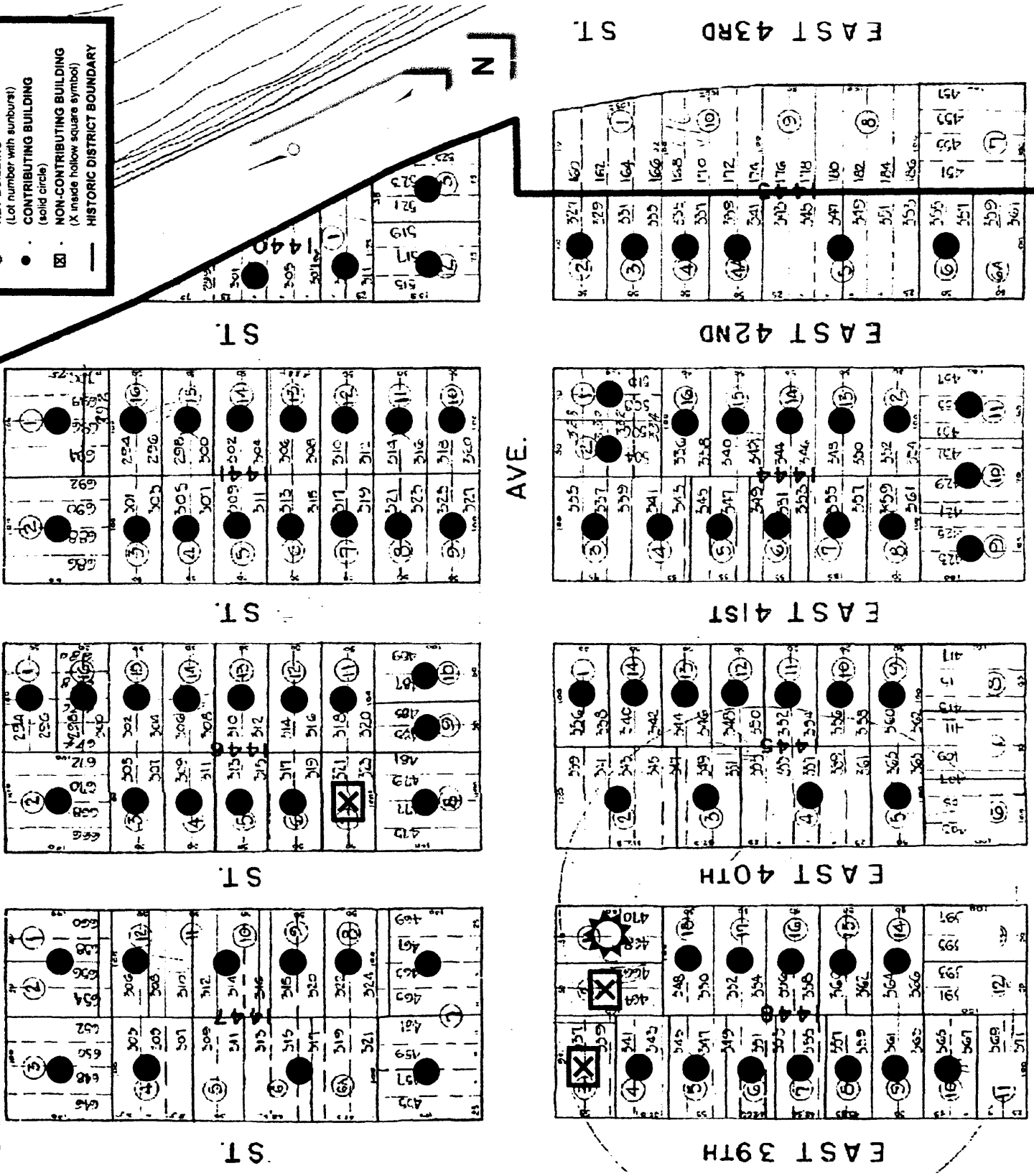
- - KEY BUILDING
(Lot number with sunburst)
- - CONTRIBUTING BUILDING
(solid circle)
- ⊠ - NON-CONTRIBUTING BUILDING
(X inside hollow square symbol)
- HISTORIC DISTRICT BOUNDARY

*Eastside Park HD
Passaic County, NJ*

**EASTSIDE PARK HISTORIC DISTRICT
DETAIL SHEET 6**

LEGEND

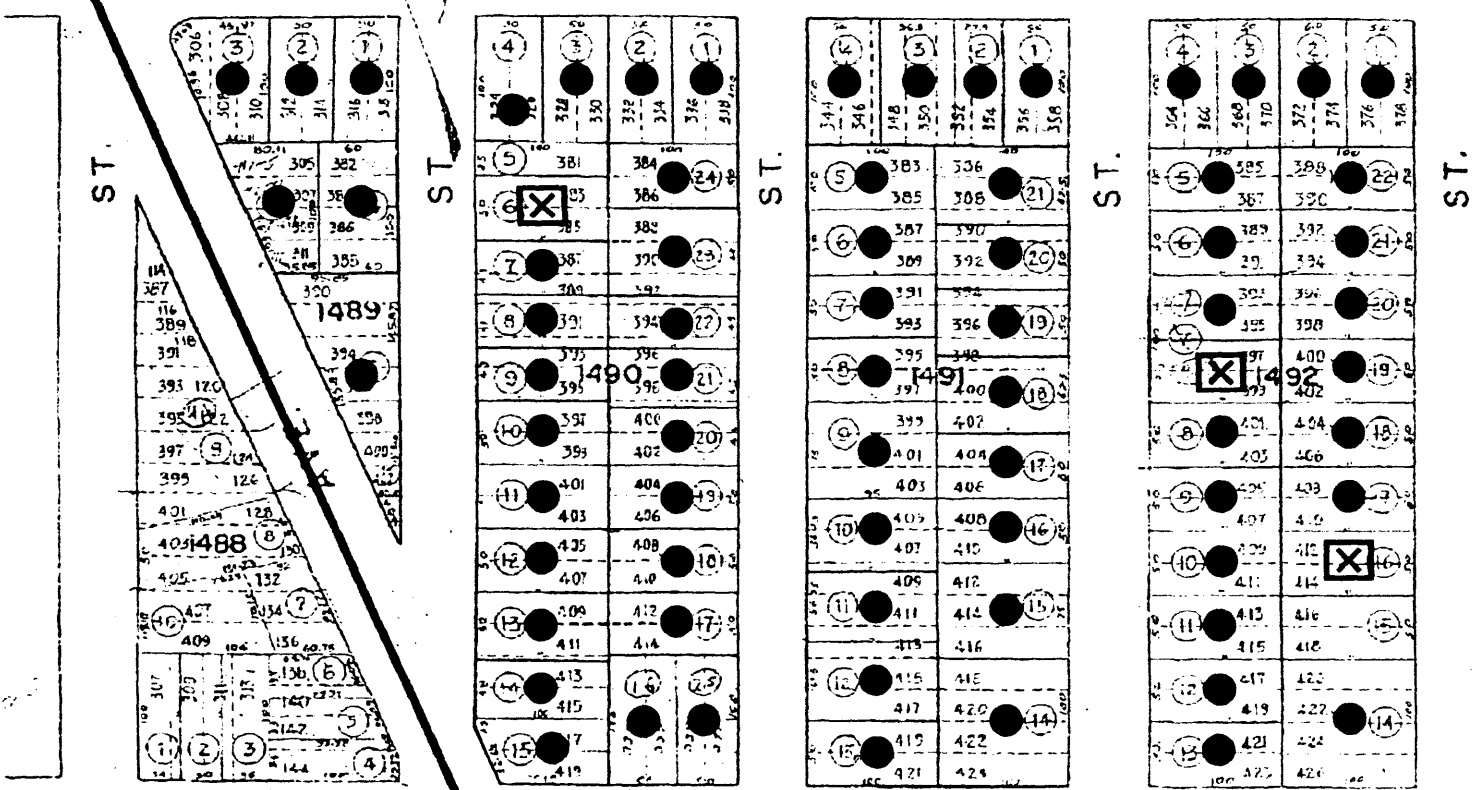
- KEY BUILDING (Lot number with sunburst)
- CONTRIBUTING BUILDING (solid circle)
- ⊠ NON-CONTRIBUTING BUILDING (X inside hollow square symbol)
- HISTORIC DISTRICT BOUNDARY



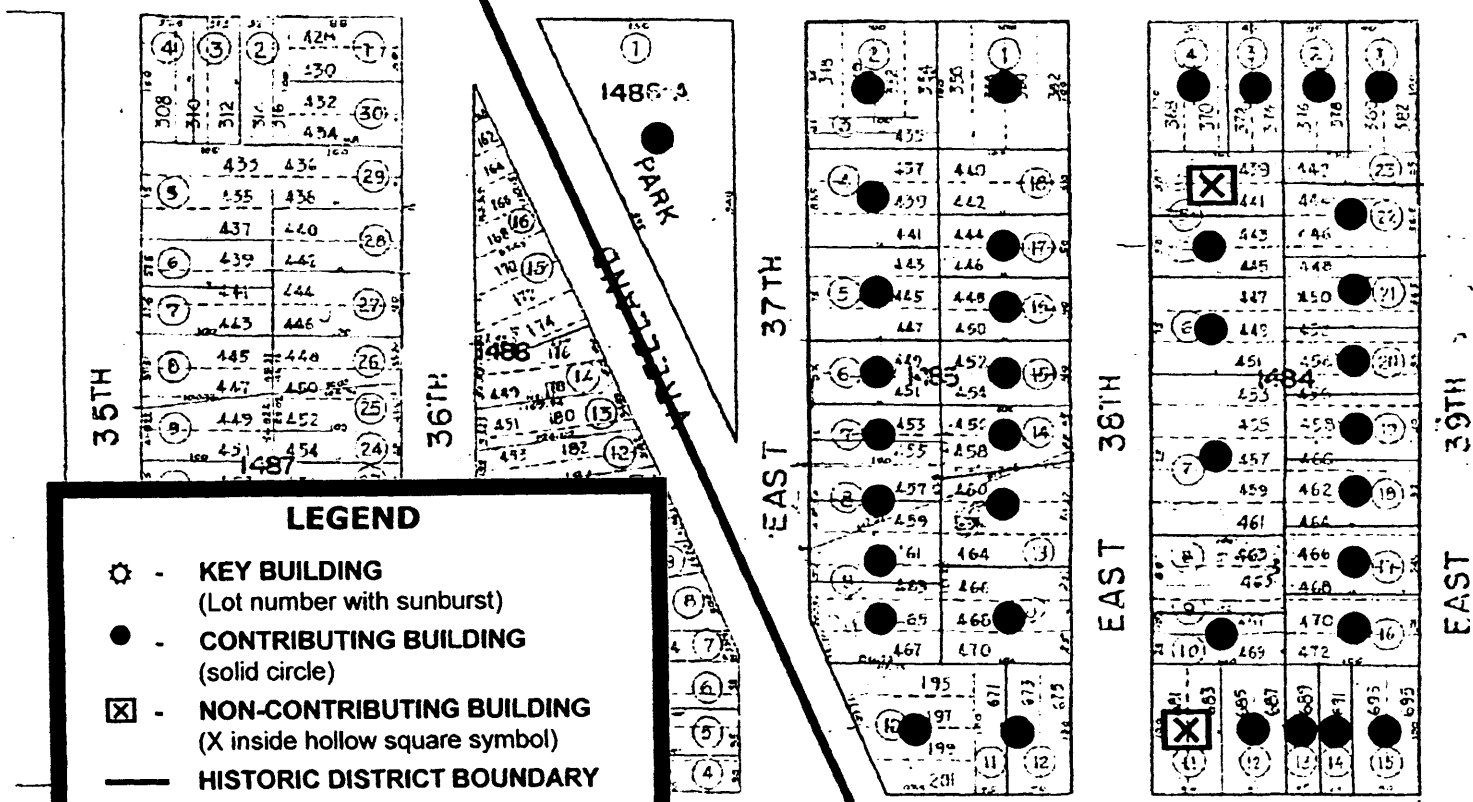
*Eastside Park HD
Passaic County, NJ*

EASTSIDE PARK HISTORIC DISTRICT DETAIL SHEET 7

EIGHTEENTH



NINETEENTH



LEGEND

- ☼ - KEY BUILDING
(Lot number with sunburst)
- - CONTRIBUTING BUILDING
(solid circle)
- ☒ - NON-CONTRIBUTING BUILDING
(X inside hollow square symbol)
- HISTORIC DISTRICT BOUNDARY

Eastside Park HO
Passaic County, NJ

**EASTSIDE PARK HISTORIC DISTRICT
DETAIL SHEET 8**

LEGEND

- KEY BUILDING (Lot number with sunburst)
- CONTRIBUTING BUILDING (solid circle)
- ⊗ NON-CONTRIBUTING BUILDING (X inside hollow square symbol)
- HISTORIC DISTRICT BOUNDARY

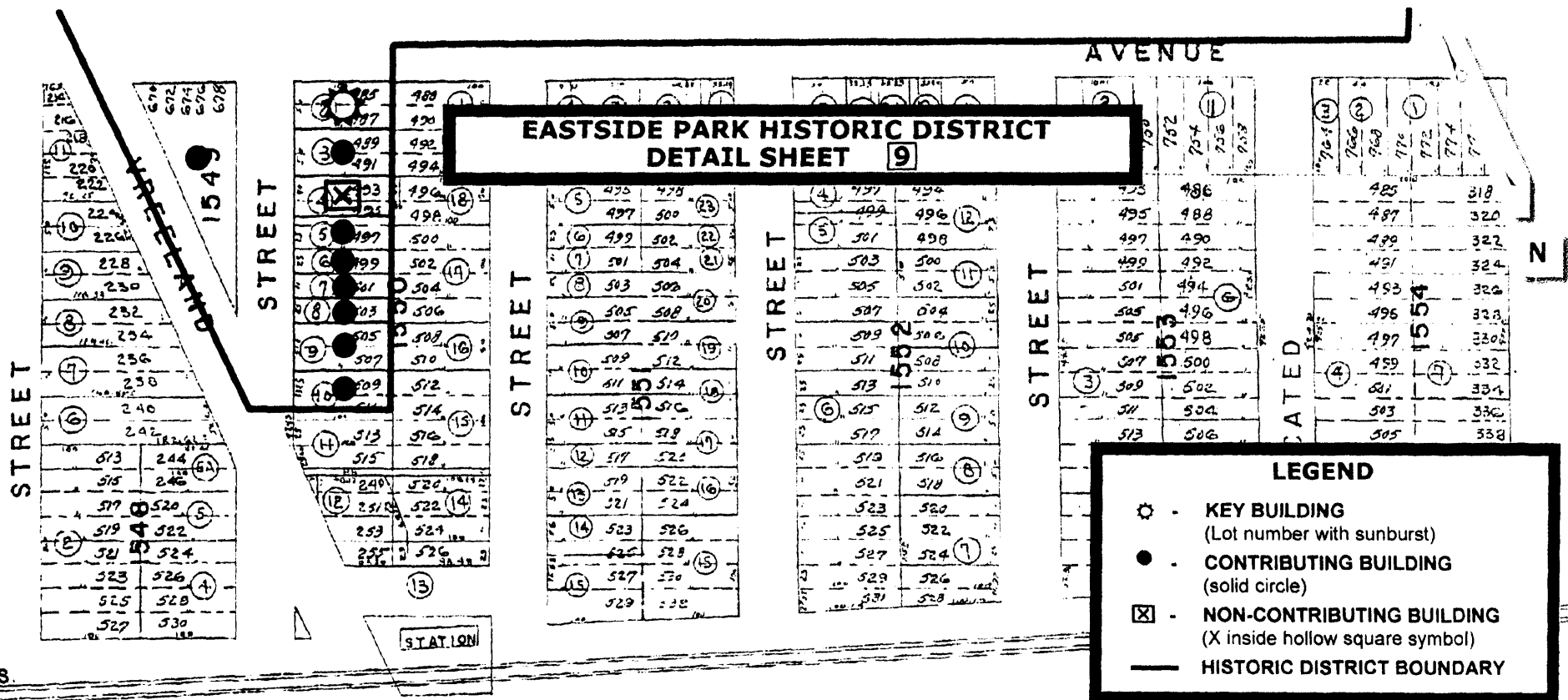
ST.

384	386	388	390
387	389	391	393
395	397	399	401
403	405	407	409
411	413	415	417
419	421	423	425
427	429	431	433
435	437	439	441
443	445	447	449
451	453	455	457
459	461	463	465
467	469	471	473
475	477	479	481
483	485	487	489
491	493	495	497
499	501	503	505

ST.

401	403	405	407
409	411	413	415
417	419	421	423
425	427	429	431
433	435	437	439
441	443	445	447
449	451	453	455
457	459	461	463
465	467	469	471
473	475	477	479
481	483	485	487
489	491	493	495
497	499	501	503
505	507	509	511
513	515	517	519
521	523	525	527
529	531	533	535
537	539	541	543
545	547	549	551
553	555	557	559
561	563	565	567
569	571	573	575
577	579	581	583
585	587	589	591
593	595	597	599
601	603	605	607
609	611	613	615
617	619	621	623
625	627	629	631
633	635	637	639
641	643	645	647
649	651	653	655
657	659	661	663
665	667	669	671
673	675	677	679
681	683	685	687
689	691	693	695
697	699	701	703
705	707	709	711
713	715	717	719
721	723	725	727
729	731	733	735
737	739	741	743
745	747	749	751
753	755	757	759
761	763	765	767
769	771	773	775
777	779	781	783
785	787	789	791
793	795	797	799
801	803	805	807
809	811	813	815
817	819	821	823
825	827	829	831
833	835	837	839
841	843	845	847
849	851	853	855
857	859	861	863
865	867	869	871
873	875	877	879
881	883	885	887
889	891	893	895
897	899	901	903
905	907	909	911
913	915	917	919
921	923	925	927
929	931	933	935
937	939	941	943
945	947	949	951
953	955	957	959
961	963	965	967
969	971	973	975
977	979	981	983
985	987	989	991
993	995	997	999
1001	1003	1005	1007
1009	1011	1013	1015
1017	1019	1021	1023
1025	1027	1029	1031
1033	1035	1037	1039
1041	1043	1045	1047
1049	1051	1053	1055
1057	1059	1061	1063
1065	1067	1069	1071
1073	1075	1077	1079
1081	1083	1085	1087
1089	1091	1093	1095
1097	1099	1101	1103
1105	1107	1109	1111
1113	1115	1117	1119
1121	1123	1125	1127
1129	1131	1133	1135
1137	1139	1141	1143
1145	1147	1149	1151
1153	1155	1157	1159
1161	1163	1165	1167
1169	1171	1173	1175
1177	1179	1181	1183
1185	1187	1189	1191
1193	1195	1197	1199
1201	1203	1205	1207
1209	1211	1213	1215
1217	1219	1221	1223
1225	1227	1229	1231
1233	1235	1237	1239
1241	1243	1245	1247
1249	1251	1253	1255
1257	1259	1261	1263
1265	1267	1269	1271
1273	1275	1277	1279
1281	1283	1285	1287
1289	1291	1293	1295
1297	1299	1301	1303
1305	1307	1309	1311
1313	1315	1317	1319
1321	1323	1325	1327
1329	1331	1333	1335
1337	1339	1341	1343
1345	1347	1349	1351
1353	1355	1357	1359
1361	1363	1365	1367
1369	1371	1373	1375
1377	1379	1381	1383
1385	1387	1389	1391
1393	1395	1397	1399
1401	1403	1405	1407
1409	1411	1413	1415
1417	1419	1421	1423
1425	1427	1429	1431
1433	1435	1437	1439
1441	1443	1445	1447
1449	1451	1453	1455
1457	1459	1461	1463
1465	1467	1469	1471
1473	1475	1477	1479
1481	1483	1485	1487
1489	1491	1493	1495
1497	1499	1501	1503
1505	1507	1509	1511
1513	1515	1517	1519
1521	1523	1525	1527
1529	1531	1533	1535
1537	1539	1541	1543
1545	1547	1549	1551
1553	1555	1557	1559
1561	1563	1565	1567
1569	1571	1573	1575
1577	1579	1581	1583
1585	1587	1589	1591
1593	1595	1597	1599
1601	1603	1605	1607
1609	1611	1613	1615
1617	1619	1621	1623
1625	1627	1629	1631
1633	1635	1637	1639
1641	1643	1645	1647
1649	1651	1653	1655
1657	1659	1661	1663
1665	1667	1669	1671
1673	1675	1677	1679
1681	1683	1685	1687
1689	1691	1693	1695
1697	1699	1701	1703
1705	1707	1709	1711
1713	1715	1717	1719
1721	1723	1725	1727
1729	1731	1733	1735
1737	1739	1741	1743
1745	1747	1749	1751
1753	1755	1757	1759
1761	1763	1765	1767
1769	1771	1773	1775
1777	1779	1781	1783
1785	1787	1789	1791
1793	1795	1797	1799
1801	1803	1805	1807
1809	1811	1813	1815
1817	1819	1821	1823
1825	1827	1829	1831
1833	1835	1837	1839
1841	1843	1845	1847
1849	1851	1853	1855
1857	1859	1861	1863
1865	1867	1869	1871
1873	1875	1877	1879
1881	1883	1885	1887
1889	1891	1893	1895
1897	1899	1901	1903
1905	1907	1909	1911
1913	1915	1917	1919
1921	1923	1925	1927
1929	1931	1933	1935
1937	1939	1941	1943
1945	1947	1949	1951
1953	1955	1957	1959
1961	1963	1965	1967
1969	1971	1973	1975
1977	1979	1981	1983
1985	1987	1989	1991
1993	1995	1997	1999
2001	2003	2005	2007
2009	2011	2013	2015
2017	2019	2021	2023
2025	2027	2029	2031
2033	2035	2037	2039
2041	2043	2045	2047
2049	2051	2053	2055
2057	2059	2061	2063
2065	2067	2069	2071
2073	2075	2077	2079
2081	2083	2085	2087
2089	2091	2093	2095
2097	2099	2101	2103
2105	2107	2109	2111
2113	2115	2117	2119
2121	2123	2125	2127
2129	2131	2133	2135
2137	2139	2141	2143
2145	2147	2149	2151
2153	2155	2157	2159
2161	2163	2165	2167
2169	2171	2173	2175
2177	2179	2181	2183
2185	2187	2189	2191
2193	2195	2197	2199
2201	2203	2205	2207
2209	2211	2213	2215
2217	2219	2221	2223
2225	2227	2229	2231
2233	2235	2237	2239
2241	2243	2245	2247
2249	2251	2253	2255
2257	2259	2261	2263
2265	2267	2269	2271
2273	2275	2277	2279
2281	2283	2285	2287
2289	2291	2293	2295
2297	2299	2301	2303
2305	2307	2309	2311
2313	2315	2317	2319
2321	2323	2325	2327
2329	2331	2333	2335
2337	2339	2341	2343
2345	2347	2349	2351
2353	2355	2357	2359
2361	2363	2365	2367
2369	2371	2373	2375
2377	2379	2381	2383
2385	2387	2389	2391
2393	2395	2397	2399
2401	2403	2405	2407
2409	2411	2413	2415
2417	2419	2421	2423
2425	2427	2429	2431
2433	2435	2437	2439
2441	2443	2445	2447
2449	2451	2453	2455
2457	2459	2461	2463
2465	2467	2469	2471
2473	2475	2477	2479
2481	2483	2485	2487
2489	2491	2493	2495
2497	2499	2501	2503
2505	2507	2509	2511
2513	2515	2517	2519
2521	2523	2525	2527
2529	2531	2533	2535
2537	2539	2541	2543
2545	2547	2549	2551
2553	2555	2557	2559
2561	2563	2565	2567
2569	2571	2573	2575
2577	2579	2581	2583
2585	2587	2589	2591
2593	2595	2597	2599
2601	2603	2605	2607
2609	2611	2613	2615
2617	2619	2621	2623
2625	2627	2629	2631
2633	2635	2637	2639
2641	2643	2645	2647
2649	2651	2653	2655
2657	2659	2661	2663
2665	2667	2669	2671
2673	2675	2677	2679
2681	2683	2685	2687
2689	2691	2693	2695
2697	2699	2701	2703

EASTSIDE PARK HISTORIC DISTRICT DETAIL SHEET 9

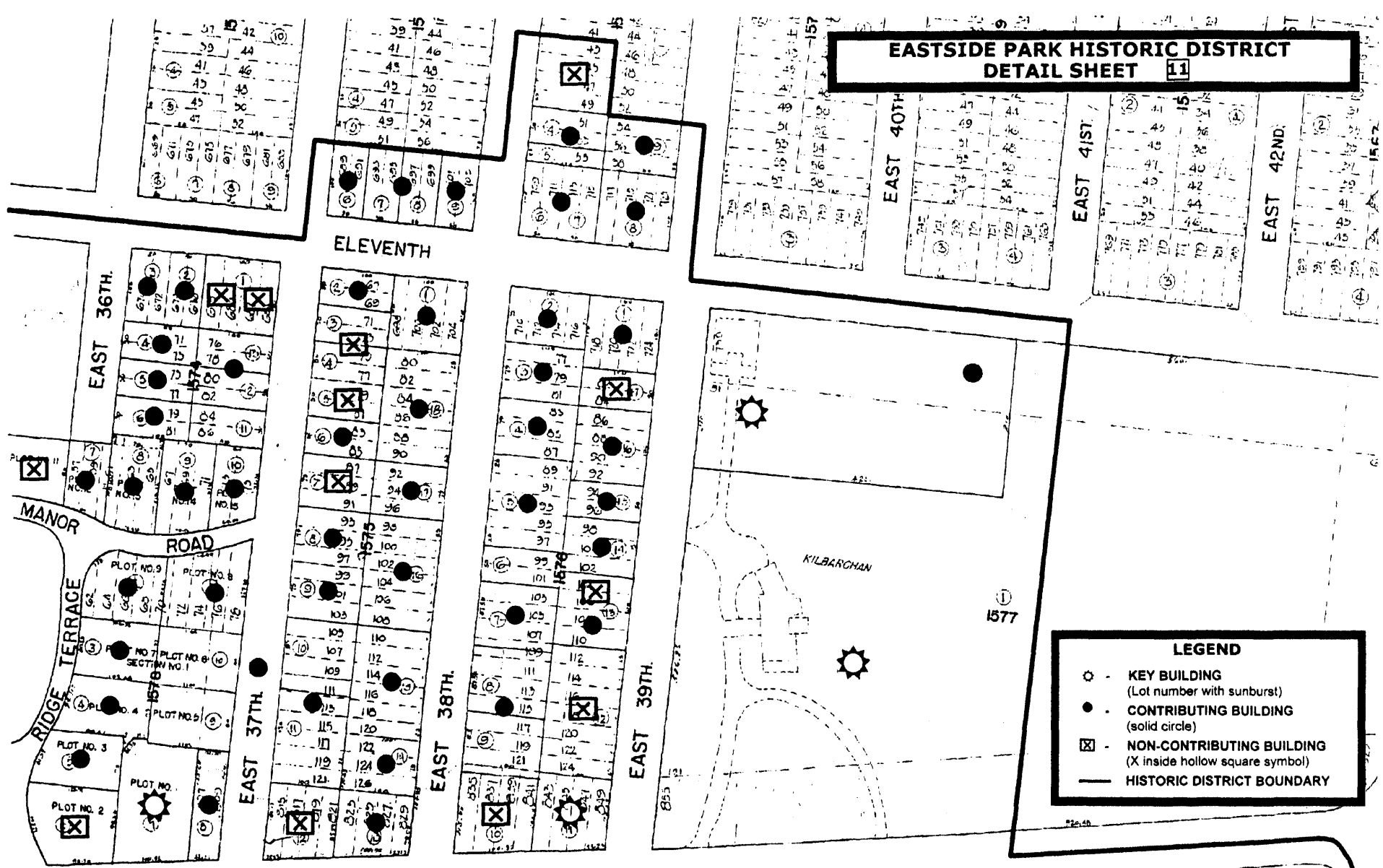


LEGEND

- ☼ - KEY BUILDING
(Lot number with sunburst)
- - CONTRIBUTING BUILDING
(solid circle)
- ⊠ - NON-CONTRIBUTING BUILDING
(X inside hollow square symbol)
- HISTORIC DISTRICT BOUNDARY

Eastside Park HD
Passaic County, NJ

**EASTSIDE PARK HISTORIC DISTRICT
DETAIL SHEET 11**



LEGEND

- ☼ - KEY BUILDING
(Lot number with sunburst)
- - CONTRIBUTING BUILDING
(solid circle)
- ⊠ - NON-CONTRIBUTING BUILDING
(X inside hollow square symbol)
- HISTORIC DISTRICT BOUNDARY

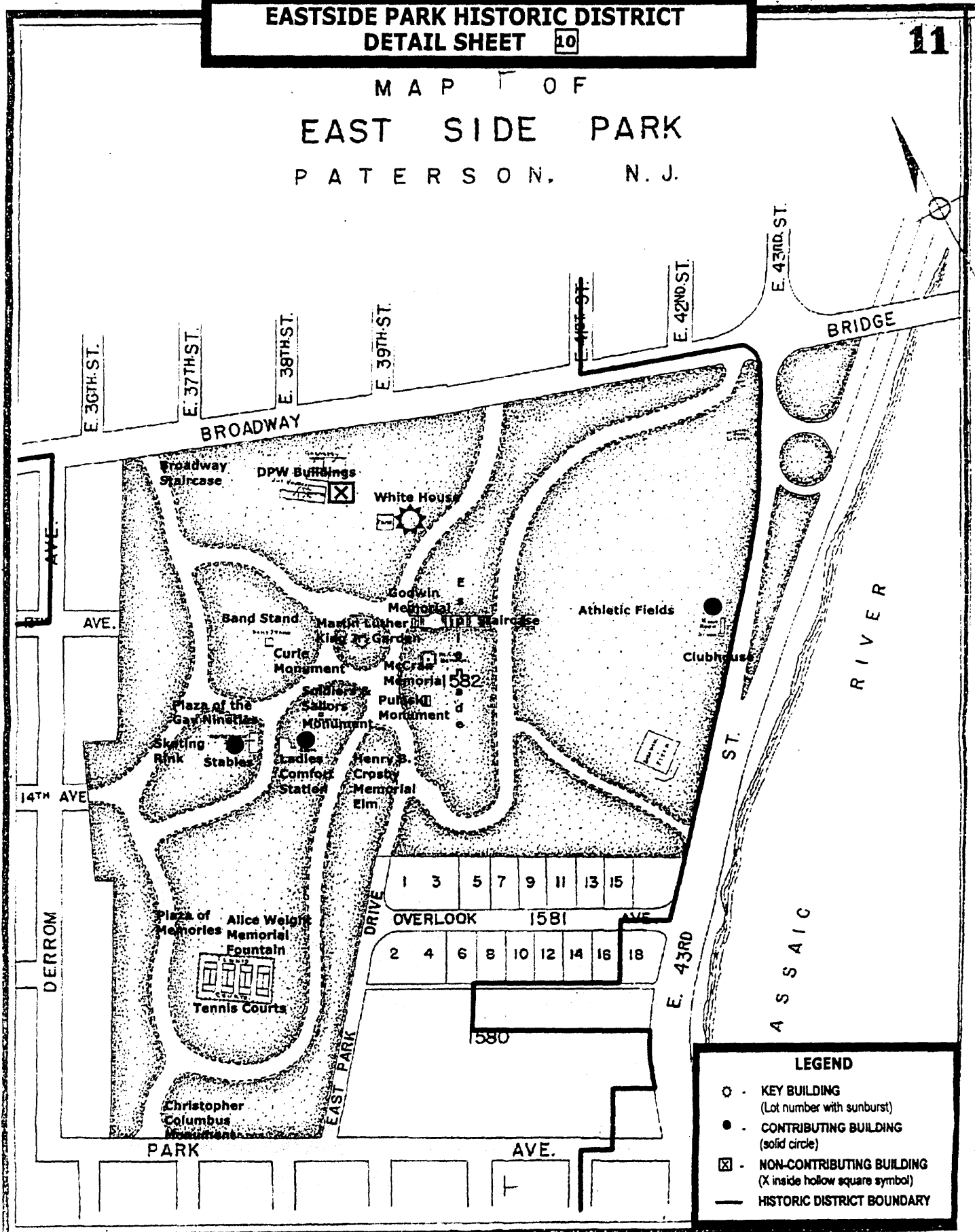
*Eastside Park HD
Passaic County, NJ*

**EASTSIDE PARK HISTORIC DISTRICT
DETAIL SHEET 10**

11

**MAP OF
EAST SIDE PARK
PATERSON, N. J.**

*Eastside Park HO
Passaic County, NJ*



LEGEND

- - KEY BUILDING
(Lot number with sunburst)
- - CONTRIBUTING BUILDING
(solid circle)
- ⊠ - NON-CONTRIBUTING BUILDING
(X inside hollow square symbol)
- HISTORIC DISTRICT BOUNDARY

INDEX ELEVENTH WARD

SCALE 400' = 1"

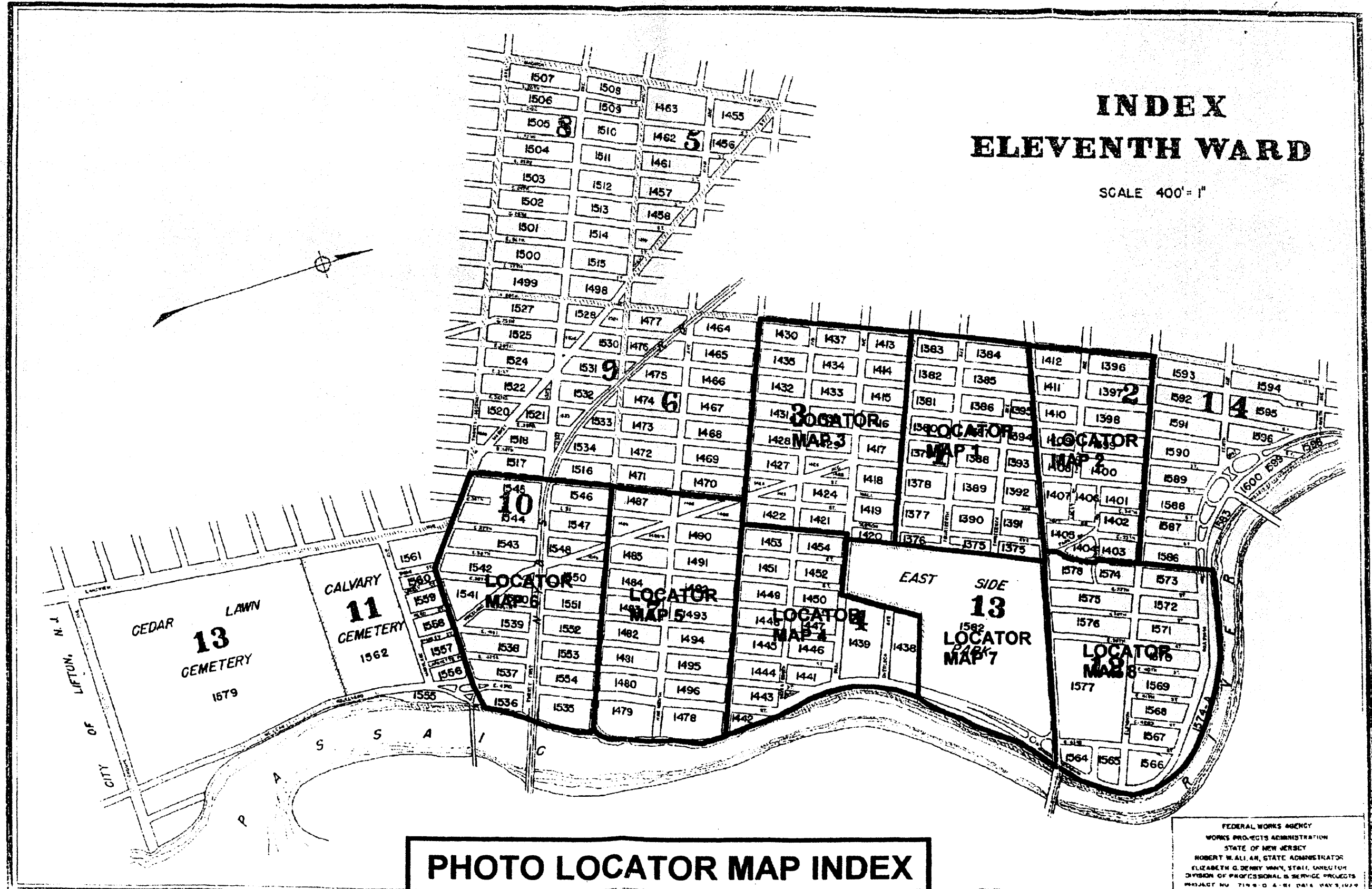


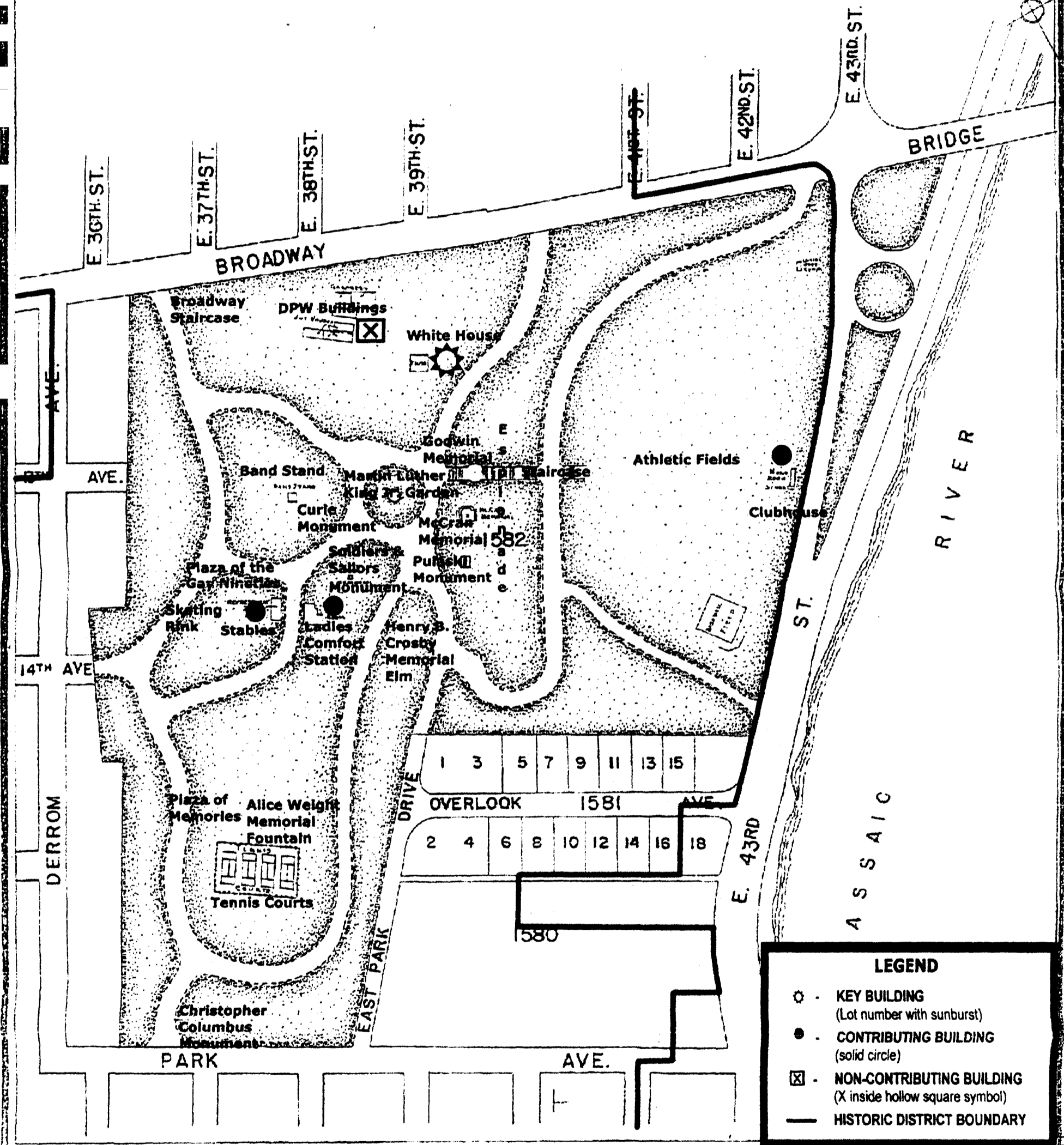
PHOTO LOCATOR MAP INDEX

FEDERAL WORKS AGENCY
WORKS PROJECTS ADMINISTRATION
STATE OF NEW JERSEY
ROBERT WALLER, STATE ADMINISTRATOR
ELIZABETH G. DENNY WANN, STAFF DIRECTOR
DIVISION OF PROFESSIONAL & SERVICE PROJECTS
PROJECT NO. 7198-D & B1 DATE MAY 3, 1949

*Eastside Park HD
Passaic County, NJ*

**EASTSIDE PARK HISTORIC DISTRICT
DETAIL SHEET 10**

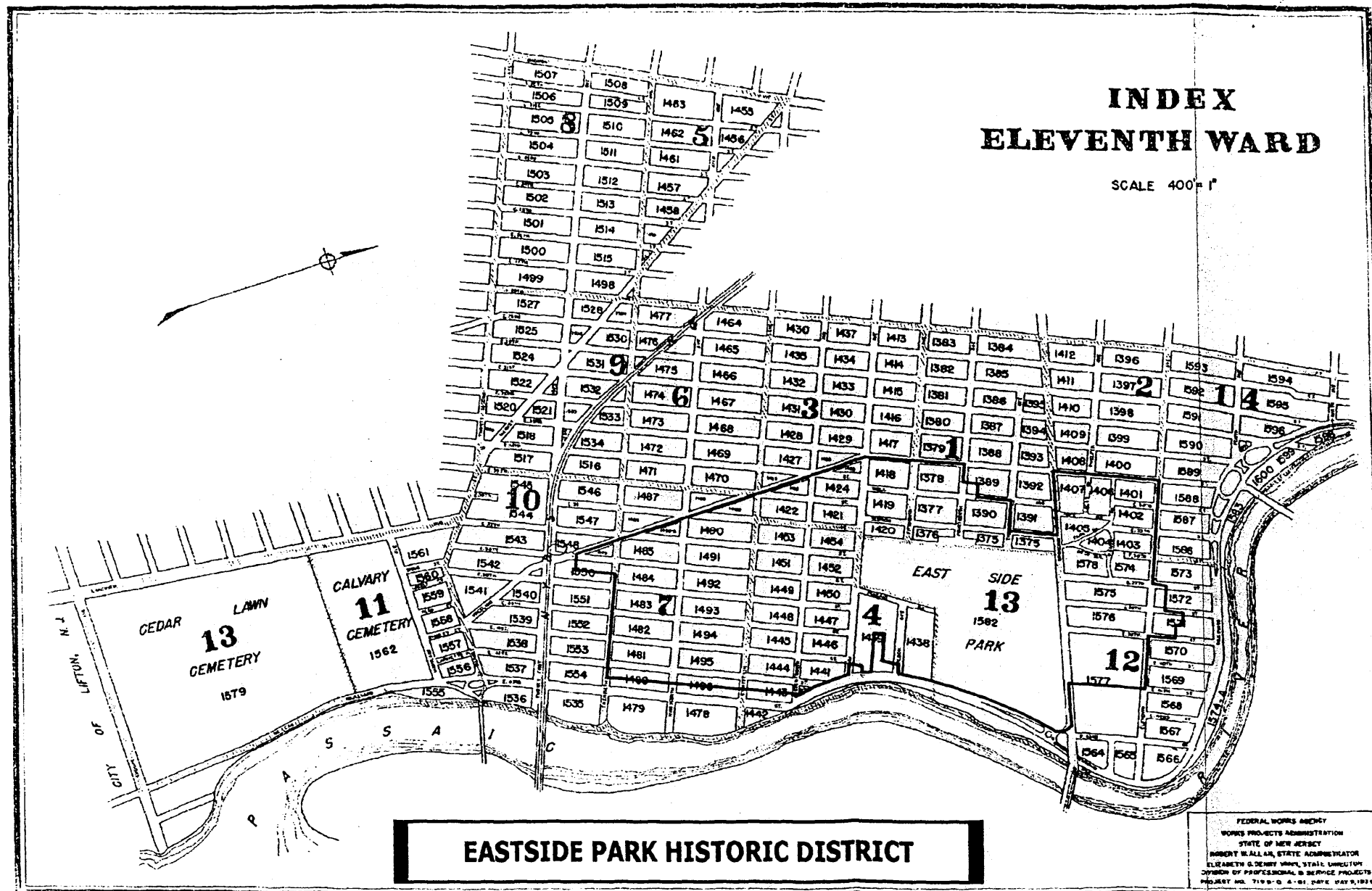
**MAP OF
EAST SIDE PARK
PATERSON, N. J.**



LEGEND

- - KEY BUILDING
(Lot number with sunburst)
- - CONTRIBUTING BUILDING
(solid circle)
- ⊠ - NON-CONTRIBUTING BUILDING
(X inside hollow square symbol)
- HISTORIC DISTRICT BOUNDARY

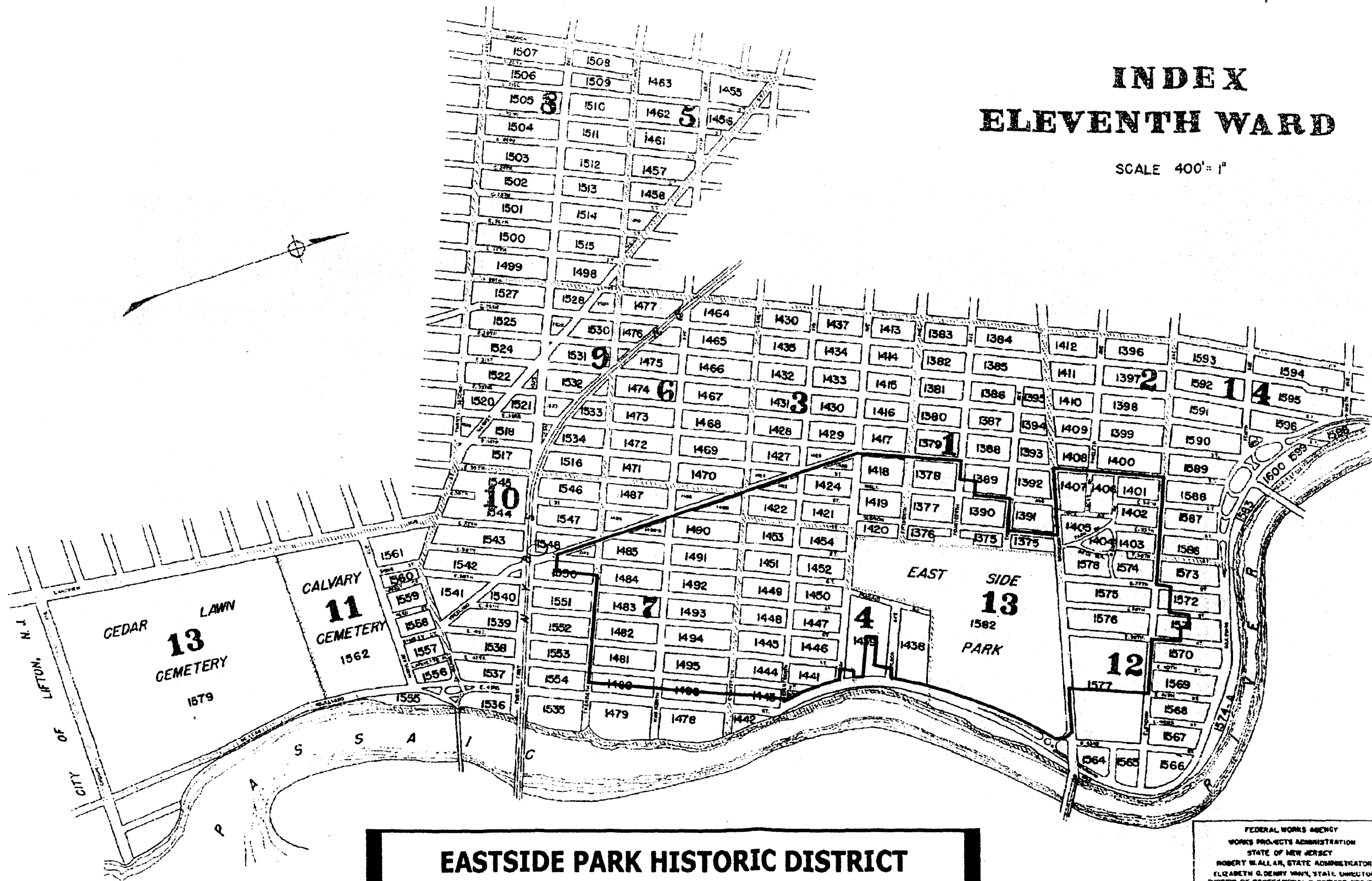
*Eastside Park HD
Passaic County, NJ*



Eastside Park Historic District
Passaic County, NJ

INDEX ELEVENTH WARD

SCALE 400' = 1"



EASTSIDE PARK HISTORIC DISTRICT

FEDERAL WORKS AGENCY
WORKS PROJECTS ADMINISTRATION
STATE OF NEW JERSEY
ROBERT WALLER, STATE ADMINISTRATOR
ELIZABETH G. DENRY WYNN, STATE ENGINEER
DIVISION OF PROFESSIONAL & SERVICE PROJECTS
PROJECT NO. 7199-D-4-61 DATE MAY 9, 1968

Eastside Park Historic District
Passaic County, NJ