

United States Department of the Interior
National Park Service

National Register of Historic Places Continuation Sheet

Name of Property

County and State

Name of multiple property listing (if applicable)

Section number _____ Page _____

SUPPLEMENTARY LISTING RECORD

NRIS Reference Number: 13000675

Date Listed: 9/4/2013

Property Name: Park Manor Historic District

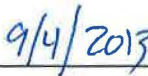
County: Lancaster

State: NE

This property is listed in the National Register of Historic Places in accordance with the attached nomination documentation subject to the following exceptions, exclusions, or amendments, notwithstanding the National Park Service certification included in the nomination documentation.



Signature of the Keeper



Date of Action

Amended Items in Nomination:

Section 8: Period of Significance

The Period of Significance for this property is:

1954-1963

The Nebraska State Historic Preservation Office was notified of this amendment.

DISTRIBUTION:

- National Register property file**
- Nominating Authority (without nomination attachment)**



National Register of Historic Places Registration Form

This form is for use in nominating or requesting determinations for individual properties and districts. See instructions in National Register Bulletin, *How to Complete the National Register of Historic Places Registration Form*. If any item does not apply to the property being documented, enter "N/A" for "not applicable." For functions, architectural classification, materials, and areas of significance, enter only categories and subcategories from the instructions.

1. Name of Property

Historic name Park Manor Residential Historic District
Other names/site number LC13:G06-001 through LC13:G06-484
Name of related multiple property listing N/A
(Enter "N/A" if property is not part of a multiple property listing)

2. Location

Street & Number multiple
City or town Lincoln State Nebraska County Lancaster
Not for publication Vicinity

3. State/Federal Agency Certification

As the designated authority under the National Historic Preservation Act, as amended, I hereby certify that this nomination request for determination of eligibility meets the documentation standards for registering properties in the National Register of Historic Places and meets the procedural and professional requirements set forth in 36 CFR Part 60. In my opinion, the property meets does not meet the National Register Criteria. I recommend that this property be considered significant at the following level(s) of significance: national statewide local

Applicable National Register Criteria: A B C D

Michael J. Amiel SHPO/Director
Signature of certifying official/Title:
Nebraska State Historical Society
State or Federal agency/bureau or Tribal Government

July 9, 2013
Date

In my opinion, the property meets does not meet the National Register criteria.

Signature of Commenting Official Date

Title State of Federal agency/bureau or Tribal Government

4. National Park Service Certification

I, hereby certify that this property is:

- entered in the National Register.
- determined eligible for the National Register.
- determined not eligible for the National Register.
- removed from the National Register.
- other, (explain): _____

Joe [Signature]
Signature of Keeper
in

9/4/2013
Date of Action

Park Manor Residential Historic District
Name of Property

Lancaster County, Nebraska
County and State

5. Classification

Ownership of Property (Check as many boxes as apply)

- Private
- Public-local
- Public-state
- Public-federal

Category of Property (Check only **one** box)

- Building(s)
- District
- Site
- Structure
- Object

Number of Resources within Property (Do not include previously listed resources in the count.)

| Contributing | Noncontributing | |
|--------------|-----------------|------------|
| <u>483</u> | <u>42</u> | Buildings |
| <u>1</u> | <u>0</u> | Sites |
| <u>0</u> | <u>0</u> | Structures |
| <u>0</u> | <u>0</u> | Objects |
| <u>484</u> | <u>42</u> | Total |

Number of contributing resources previously listed in the National Register None

6. Function or Use

Historic Functions (Enter categories from instructions.)

DOMESTIC/single dwellings
EDUCATION/school
LANDSCAPE/park
RELIGION/religious facility

Current Functions (Enter categories from instructions.)

DOMESTIC/single dwellings
EDUCATION/school
LANDSCAPE/park
RELIGION/religious facility

7. Description

Architectural Classification (Enter categories from instructions.)

OTHER/Ranch

Materials (enter categories from instructions.)

Principal exterior materials of the property: WOOD, STONE, CONCRETE, SYNTHETICS/Vinyl, ASPHALT

Park Manor Residential Historic District

Lancaster County, Nebraska

Name of Property

County and State

Description

Summary Paragraph (Briefly describe the general characteristics of the property, such as its location, type, style, method of construction, setting, size, and significant features. Indicate whether the property has historic integrity.)

Park Manor Historic District is located on what was once farmland, but has long since become part of the interior of Lincoln, Nebraska. The boundaries of the district run generally east and west along A Street and South Street, and north and south between 56th Street and 70th Street. Predominantly residential in nature, the area also contains a park, an elementary school, and three churches. This mid-1950s subdivision was platted with wide curvilinear streets, which over the years have become lined with mature oak trees. Some typical features of the houses found in this area are deep setbacks with broad green front lawns, and equally deep backyards. The houses range in dates of construction between 1954 and 1968, with the vast majority of the houses built between 1955 and 1963. The mid-century designs are all subtypes of the Ranch style house, ranging from minimal ranch to the standard ranch, and from massed ranches to contemporary ranches and split-levels. They feature low-pitched roofs, wide overhanging eaves, picture windows flanked by operable windows, and a variety of sheathing materials including clapboards, cedar shingle, brick of innumerable profiles and colors, and stone veneer.

Narrative Description (Describe the historic and current physical appearance and condition of the property. Describe contributing and noncontributing resources if applicable.)

At first glance, the houses in the Park Manor Residential Historic District look similar and repetitive, but there is a great deal of variety represented by these houses under the umbrella of the Ranch style. Ranging from the minimal ranch to the ubiquitous standard and massed ranches, and peppered with a few split level houses and contemporary ranches, the area actually illustrates a great deal of variety. Some of the variety is found in the footprints of the houses, while others branch out through the materials chosen.

The following typology was developed by Alley Poyner Macchietto Architects of Omaha, Nebraska, based upon research and survey work completed for the City of Omaha (a Certified Local Government) in selected mid-century neighborhoods in Omaha, but is consistently applicable for ranch style houses throughout Nebraska.

Mid-Century Residential Typology

Minimal Traditional. Minimal Traditional houses were built in the United States between the mid-1930s and approximately 1950. Their subdued adherence to historical precedent made them inexpensive to build. They are small in footprint, and typically only one or one and a half stories tall. Usually side gabled with a front facing gable, the style is thought to acknowledge the Tudor Revival style in the angles and pitches of the roof, although without all of the other ornament typical to the style.¹ The eaves are always minimal. The single example in the Park Manor Historic District (6850 South Street, LC13:G06-456) was probably built in the late 1940s or early 1950s, and further extols the Tudor precedent through its brick veneer construction. This example has a two-car garage that is attached to the house by a small wing, and appears to be a later addition.

Minimal Ranch. The Minimal Ranch is an early variant of the Ranch style house that is very similar to the Minimal Traditional house in diminutive size and rectangular shape, but where the Minimal Traditional style hearkens to the Tudor Revival style through its steeply pitched roof, the Minimal Ranch roof is more similar in pitch to other, larger Ranch style houses. The Minimal Ranch is typically found on small lots, and generally has a simple linear plan that is parallel to the street it sits upon. Always a one-story house, the Minimal Ranch is often built on a slab of concrete and lacks a basement, but when there is a basement present, it is not raised at all and window wells are present. The Minimal Ranch has a side gabled roof of medium pitch.² A small stoop provides entry to the house, and may be covered or not, but is never large

¹ Virginia & Lee McAlester, *A Field Guide to American Houses* (New York: Alfred A. Knopf, 1997), 478.

² Alley Poyner Macchietto Architecture, *Reconnaissance Level Survey for Selected Mid-Century Modern Neighborhoods, Omaha Historic Building Survey*, 2010, 101.

Park Manor Residential Historic District

Lancaster County, Nebraska

Name of Property**County and State**

enough to be considered a porch. The entrance may be asymmetrical. The houses typically have a relatively large picture window for their size flanked by operable windows on either side. The single example in the Park Manor Historic District is located at 6015 Sumner Street (LC13:G06-177) and was built in 1956. The house has an impressive chimney on the end near the garage, and decorative (non-functioning) shutters flanking the double hung windows on the main façade.

Standard Ranch. The Standard Ranch is simple and linear in plan.³ It has a low presence on its lot, with a low-pitched roof to help emphasize its horizontal nature. It is a one-story house, and the basement, when present, is not elevated. The roof may be side gabled or hipped, but the pitch must be low with moderate closed eaves. A lack of a front porch illustrates the change in attitude toward participating in life along the street side façade. Entrance is gained through a simple stoop, which is often off-center on the façade. These houses have a picture window with casement or double hung windows on either side. The garage is usually a single-car garage that is incorporated under the main roofline, but it may be a two-car garage. The building lots upon which Standard Ranch houses sit are larger than those of the Minimal Ranch or Minimal Traditional, but are still a bit smaller than those of other Ranch variations. The Standard Ranch house is the most predominant house style in the Park Manor Historic District with 225 examples, many in the area south of Sumner Street. Forty-seven percent of the contributing houses within the district fall into this type.

Raised Ranch. The Raised Ranch shares many of the characteristics of the Standard Ranch, such as the form and pitch of the roof, general size of the footprint of the house, and stylistic details. The difference between the Raised Ranch and the Standard lies simply in its relationship to its lot and the grade of the land.⁴ The Raised Ranch is always a two-story house, but instead of the garage being located to the side of the house, it is tucked underneath the house as a lower story. The arrangement of rooms in the Raised Ranch is similar to that of the Standard Ranch, but it is elevated up one story. The only other difference is the location of the mechanical portions of the house (furnace, etc) which might be conveniently placed on the garage level. In the Park Manor Historic District, there are only eight examples of the Raised Ranch. The earliest version was built at 1541 Circle Drive (LC13:G06-264) in 1955, but in this case the banked garage was approached around the back of the house by a drive that curved all the way around the lot. A later example from 1960 was built at 6121 Sumner Street (LC13:G06-180). The design for this house has a two-car garage underneath a typical Standard Ranch design at a 90 angle from the street. The house is mostly brick with a small amount of broad clapboard siding around the windows. The picture window is a four-part ribbon window with hoppers underneath each fixed pane.

Massed Ranch. The Massed Ranch style house is another variant of the Ranch style. While other examples might be linear in shape, the Massed Ranch has a footprint that is square in form.⁵ Again, the style is one-story, and the basement is not elevated, as evidenced by the use of window wells. This variant has a low pitched roof, but is more likely to be hipped and have several adjoining hipped sections. The roof has moderately wide overhanging eaves. There is typically a one- or two-car garage, and it may project forward from the main section of the house a bit, and have its own hipped roof section. They feature a picture window with operable side windows. The Massed Ranch is the second most prevalent Ranch type house in the Park Manor District, with 140 examples, making up 29% of the houses surveyed.

Composite Ranch. The Composite Ranch, like the others, share common features such as a one story, low profile with a low pitched roof, wide overhanging eaves, picture windows and an attached carport or garage. The Composite Ranch differs, however, in its more complex footprint.⁶ Although a Composite Ranch style house could be a "U", "T" or "L" form, the majority of the examples in Park Manor are "L" shaped with the garage forming one leg of the "L" and the driveway filling the space where the two legs meet. There are 47 examples of the Composite Ranch in Park Manor, making up 10% of the contributing properties within the district. One of the first Composite Ranches built in the district, and a fairly typical example, was constructed in 1955 by Evans and Evans at 1501 South 58th Street (LC13:G06-001). The house features a hipped roof, stone veneer to shoulder height with clapboards between the belt course and the eaves. The two-car garage sits under the main roofline, and the most visible windows are the clerestory sliding windows in the bedroom portions of the house closest to the sidewalk. The elevated windows provided light without impeding the owner's ability to arrange furniture in any configuration and ensured privacy from observation.

³ Alley Poyner Macchietto Architecture, 102.

⁴ Alley Poyner Macchietto Architecture, 103.

⁵ Alley Poyner Macchietto Architecture, 104.

⁶ Alley Poyner Macchietto Architecture, 105.

Park Manor Residential Historic District

Lancaster County, Nebraska

Name of Property**County and State**

Inline Ranch. The Inline Ranch is similar to the Standard Ranch houses, but the scale of the Inline Ranch sets it apart from its neighbors. As with the Standard Ranch houses, it has a one story, linear form. The Inline, or Rambling Ranch as it is sometimes called, is so long that the house looks even lower to the landscape around it than its neighbors. It may have a hipped or side gabled roof, but if it is gabled, the ends may tilt outward.⁷ The façade is usually asymmetrical, and there is often a long string of ribbon windows along the façade at some point. These are built on large lots, set back from the street, and the house has an attached two-car garage. The most notably elongated ranch style house in Park Manor is the Inline Ranch at 1600 Sunset Road (LC13:G06-154), built in 1954. The house has a side gable roof with a two-car garage, and a very asymmetrical façade. In all, there are nine examples in the historic district, making up less than 2% of the contributing properties.

Split Level. The Split Level was developed during the 1930s, but it did not become prevalent until the 1950s. The multiple-story form provided more space than the regular one-story ranch houses, including separate areas for living space, service areas, and sleeping areas. These houses are two story wings intersected at mid-height by an additional wing.⁸ Generally speaking, the garage and informal family room are found on the lowest level, with a more formal living room and dining room and kitchen on the mid level, and bedrooms on the upper level. The façade is therefore asymmetrical in height and design. The houses may have a hipped or gabled roof, and one- or two-car garages. There are thirty Split Level houses in the historic district, with a typical example at 5930 Garfield Street (LC13:G06-044) that was built in 1961. The two-story portion of the house has a front-facing gable with paired double-hung windows, and cross-hatched narrow windows into the lowest section of the house. The one-story intersecting wing has a side-gabled roof with a broad chimney on the gable end, and the entrance is located at this level. A two-car garage is accessed from the side of the two-story wing.

Bi-Level or Two-Level Split Ranch. The Bi-Level house developed as a cross between the ranch and the split-level houses. Entry into a bi-level house leads to a stair landing between the two floors of the house, and often the first floor is a raised basement.⁹ Aside from this stair, the house functions as a split level with formal spaces, kitchen and bedroom space on the upper floor, and a family room, utility space and garage on the lower floor. The roof is most commonly a side gable. These are particularly uncommon in Park Manor, with only five examples. The house at 5825 A Street (LC13:G06-246), built in 1965, is an excellent example of this style. It has a side-gable roof, a two-car garage directly under the second story, and a mid-level front entrance. The house has applied fixed shutters and is half brick, half clapboard.

Contemporary Ranch. The Contemporary Ranch was popular among architect-designed houses built in the 1950s and 1960s. Architects Alley Poyner Macchietto, in their study of mid-century architecture in portions of Omaha, identified two different subtypes by their roof forms: Contemporary Flat Roof and Contemporary Gable Roof houses. Both typically have open plans, are one story, have exposed structural elements, and lack excessive detailing. The differences are found solely in the roof forms. There are examples of both, albeit not many, in the Park Manor Historic District. A version of the Contemporary Flat Roof Ranch is found at 1640 South 58th Street (LC13:G06-006). Built in 1960, the house was designed by Boyer Bishop Windstrom, and features an indoor pool and a three-car garage on the lower level, as well as the requisite flat roof. Alternatively, a fine example of the Contemporary Gable Roof Ranch is found at 5915 Garfield Street (LC13:G06-045). This house was built in 1958, and was designed by architect Woodruff Hall. The house is long and rectangular in shape, with an unusually broad front gable across the width of the house. Clerestory windows are tucked under the gable to provide ample light. There is an attached two-car garage with a flat roof on the west side. The majority of the exterior sheathing is stone veneer, but there are touches of clapboard near the entrance.

In addition to the houses of the Park Manor District, there are also three churches, an elementary school, and a park. All of the churches are extremely modern in design. Holy Trinity Episcopal Church (LC13:G06-253), located at 6001 A Street, was built in 1958, after a fire destroyed their limestone building near the State Capitol in 1957. The new building is characterized by a sanctuary housed under an enormous steeply pitched gable, abutted by an adjacent flat-roofed portion that contains the rest of the functions of the church. The bell tower is a tall, square masonry tower punctured by decorative concrete blocks and topped by a metal spire. Although the building is new, the Holy Trinity Episcopal congregation began gathering together in Lincoln in 1869, two years after Lincoln was founded.

⁷ Alley Poyner Macchietto Architecture, 106.

⁸ Alley Poyner Macchietto Architecture, 107.

⁹ Alley Poyner Macchietto Architecture, 108.

Park Manor Residential Historic District

Lancaster County, Nebraska

Name of Property

County and State

Vine Congregational Church (LC13:G06-321), similarly has a long history in Lincoln. Originally located at 25th and Vine Streets, the congregation organized in 1890. The “new” church, located at 1800 Twin Ridge Road, was constructed in 1957. Also similar to the Episcopal Church nearby, the sanctuary is found under a steeply pitched gable whose eaves extend almost all the way to the ground. The church has an addition off the rear of the church that does not negatively impact its historic integrity. A third church, the Church of the Nazarene, does not contribute to the historic district because of its 1972 construction date. May Morley Elementary School (LC13:G06-422) is located at 6800 Monterey and was constructed in 1961. The building is a sprawling one-story school with a flat roof. Although the building was given an addition of six classrooms and an administrative wing, the school retains enough historic integrity to be considered contributing.

Roberts Park (LC13:G06-461) forms part of the west boundary of the district. The park is divided into two sections. The north portion curves along the back lot lines of Circle Drive and is bounded on the north by A Street, on the south by Sumner Street, and on the west by South 56th Street. This portion of the park originally had a slide and some swings, but is now primarily green space. An additional section of park south of Sumner Street features a playground, tennis courts, a recent park shelter, and a parking lot. Early on, there was a paved and curbed space with an outdoor fireplace that was intended for ice skating in the winter, but it has been removed. The park contributes to the historic district.

Of the total 526 buildings or sites in the historic district, 484 contribute to the historic character of the area and only forty-two, or 8%, do not contribute. Some of these do not contribute because of their date of construction; four houses were built in the 1970s, and therefore are not old enough to be considered. Others have had significant changes that have affected their historic integrity. Usually, changes impacted the houses’ integrity of design, materials and workmanship through the installation of modern materials. For instance, a formerly clapboard-sided house that had been resided in vinyl would not contribute. Large additions or changes in windows might also cause a house to be considered non-contributing. In one case, two adjacent houses that had been on separate lots were conjoined, and the change was sufficient to preclude them from contributing. However, in cases where the alteration was slight, such as houses that were primarily brick or stone veneer but had a small amount of vinyl installed in place of their clapboards, they were included as contributing.

| NeHRSI . | Dates | Name | Address | Eligible | Primary Style | Builder / Contractor | Associated People |
|--------------|-------|-------|--------------------|--------------|--------------------|-----------------------|-------------------------------------|
| LC13:G06-409 | 1959 | House | 1924 Monterey Dr | contributing | Standard Ranch | Evans & Evans | Levi & Margaret E. Wilcox |
| LC13:G06-417 | 1959 | House | 1916 Monterey Dr | contributing | Standard Ranch | Peterson Construction | Gerald F. Laughlin |
| LC13:G06-416 | 1959 | House | 1908 Monterey Dr | contributing | Standard Ranch | Peterson Construction | Mrs. Anne F. Kryger |
| LC13:G06-418 | 1960 | House | 1900 Monterey Dr | contributing | Massed Ranch | Peterson Construction | James L. & Evelyn F. Stallings |
| LC13:G06-476 | 1959 | House | 1911 East Bermuda | contributing | Standard Ranch | Peterson Construction | Earl C. Cawthorne |
| LC13:G06-477 | 1958 | House | 1921 East Bermuda | contributing | Standard Ranch | Peterson Construction | Albert H. & Mary A. Welsch |
| LC13:G06-390 | 1957 | House | 1931 East Bermuda | contributing | Standard Ranch | Peterson Construction | Bobbie D. & Helen M. Radenslaben |
| LC13:G06-391 | 1958 | House | 1941 East Bermuda | contributing | Standard Ranch | Peterson Construction | George W. & Joyce Hassing |
| LC13:G06-396 | 1958 | House | 6740 South Bermuda | contributing | Standard Ranch | Peterson Construction | James Rohlf |
| LC13:G06-395 | 1958 | House | 6730 South Bermuda | contributing | Standard Ranch | Peterson Construction | Richard N. & Marilyn F. Rheinschild |
| LC13:G06-388 | 1958 | House | 1930 East Bermuda | contributing | Standard Ranch | Peterson Construction | Ellis C. & Ruth Dann |
| LC13:G06-387 | 1958 | House | 1920 East Bermuda | contributing | Standard Ranch | Peterson Construction | Norman C. & Patricia M. Watkins |
| LC13:G06-386 | 1958 | House | 1910 East Bermuda | contributing | Contemporary Ranch | Peterson Construction | Robert E. & Joan Peterson |
| LC13:G06-419 | 1960 | House | 1840 Monterey Dr | contributing | Standard Ranch | Peterson Construction | Roland G. & Doris Fox |
| LC13:G06-440 | 1959 | House | 1801 Mindoro Dr | contributing | Standard Ranch | Peterson Construction | Walton D. Weller |
| LC13:G06-441 | 1958 | House | 1811 Mindoro Dr | contributing | Standard Ranch | Peterson Construction | John S. & Betty Maddox |
| LC13:G06-442 | 1960 | House | 1821 Mindoro Dr | contributing | Standard Ranch | Peterson Construction | Donald E. & Evelyn M. Nelson |
| LC13:G06-355 | 1960 | House | 1830 Broadmore | contributing | Standard Ranch | Peterson Construction | Laird P. & Clytie M. Gillem |
| LC13:G06-478 | 1958 | House | 1820 Broadmore | contributing | Standard Ranch | Peterson Construction | |
| LC13:G06-356 | 1958 | House | 1810 Broadmore | contributing | Massed Ranch | Peterson Construction | Pete A. & Joanne D. Revello |
| LC13:G06-479 | 1957 | House | 1800 Broadmore | contributing | Standard Ranch | Peterson Construction | Norbert E. & Monica L. Sukovaty |

Park Manor Residential Historic District

Lancaster County, Nebraska

Name of Property

County and State

| | | | | | | | |
|--------------|------|-------|--------------------|--------------|-----------------------|-----------------------|--------------------------------------|
| LC13:G06-344 | 1957 | House | 1911 Broadmore | contributing | Standard Ranch | Peterson Construction | William G. & Maxine Shafer |
| LC13:G06-370 | 1957 | House | 6631 Franklin St | contributing | Standard Ranch | Peterson Construction | William & Regina E. Wolff |
| LC13:G06-371 | 1957 | House | 6621 Franklin St | contributing | Standard Ranch | Peterson Construction | Jasper T. & Ann C. Fitzpatrick |
| LC13:G06-372 | 1957 | House | 6611 Franklin St | contributing | Massed Ranch | Peterson Construction | Lyle J. & Donna C. Caulkins |
| LC13:G06-375 | 1958 | House | 6610 Franklin St | contributing | Split Level | Peterson Construction | Neal H. & Elaine F. Duesenberry |
| LC13:G06-485 | 1957 | House | 1865 Rusty Lane | contributing | Standard Ranch | Peterson Construction | DeVerne A. & Gwen M. Jacobson |
| LC13:G06-462 | 1958 | House | 1857 Rusty Lane | contributing | Massed Ranch | Peterson Construction | Harold G. & Lois Gilliland |
| LC13:G06-365 | 1958 | House | 1849 Rusty Lane | contributing | Standard Ranch | Peterson Construction | Donald E. & Shirley Shasteen |
| LC13:G06-364 | 1958 | House | 1841 Rusty Lane | contributing | Massed Ranch | Peterson Construction | Henry K. & Deloris Heuser |
| LC13:G06-362 | 1958 | House | 1833 Rusty Lane | contributing | Standard Ranch | Peterson Construction | Rudolph J. & Janis N. Bauer |
| LC13:G06-361 | 1959 | House | 1825 Rusty Lane | contributing | Standard Ranch | Peterson Construction | Bernard & Anita Harris |
| LC13:G06-360 | 1959 | House | 1817 Rusty Lane | contributing | Standard Ranch | Peterson Construction | Lemuel L. & Rena N. Dobbins |
| LC13:G06-358 | 1958 | House | 1809 Rusty Lane | contributing | Standard Ranch | Peterson Construction | Willis H. & Clara L. Manchester |
| LC13:G06-357 | 1959 | House | 1801 Rusty Lane | contributing | Massed Ranch | Peterson Construction | James A. & Betty J. Sinamark |
| LC13:G06-354 | 1959 | House | 1821 Broadmore | contributing | Standard Ranch | Peterson Construction | Delbert R. & Marianne Mack |
| LC13:G06-359 | 1958 | House | 1810 Rusty Lane | contributing | Standard Ranch | Peterson Construction | Willis D. & Phyllis Moreland |
| LC13:G06-363 | 1959 | House | 1820 Rusty Lane | contributing | Standard Ranch | Peterson Construction | Karl L. & Betty C. Dickinson |
| LC13:G06-463 | 1957 | House | 1830 Rusty Lane | contributing | Massed Ranch | Peterson Construction | A. Lee & Lucille P. Asplin |
| LC13:G06-366 | 1958 | House | 1840 Rusty Lane | contributing | Standard Ranch | Peterson Construction | Fred R. & Losi Sikyta |
| LC13:G06-367 | 1959 | House | 1850 Rusty Lane | contributing | Massed Ranch | Peterson Construction | Russell L. & Nola G. McAdams |
| LC13:G06-368 | 1959 | House | 1860 Rusty Lane | contributing | Standard Ranch | Peterson Construction | Earl K. Wolley |
| LC13:G06-369 | 1959 | House | 6636 Franklin St | contributing | Standard Ranch | Peterson Construction | Basil & Marguerite Boyd |
| LC13:G06-351 | 1958 | House | 1861 Broadmore | contributing | Standard Ranch | Peterson Construction | Keith A. & Agnes L. Hays |
| LC13:G06-350 | 1958 | House | 1851 Broadmore | contributing | Standard Ranch | Peterson Construction | Lyle K. & Cynthia L. Tanderup |
| LC13:G06-352 | 1958 | House | 1841 Broadmore | contributing | Standard Ranch | Peterson Construction | E. David & Mary J. Cronon |
| LC13:G06-353 | 1957 | House | 1831 Broadmore | contributing | Standard Ranch | Peterson Construction | Roger C. & Ruth P. Rankin |
| LC13:G06-404 | 1960 | House | 6640 South Bermuda | contributing | Contemporary Ranch | Peterson Construction | Rufus & Clarabelle Bettger |
| LC13:G06-345 | 1959 | House | 1920 Broadmore | contributing | Standard Ranch | Peterson Construction | Charles J. & Frances W. Mulvaney |
| LC13:G06-346 | 1959 | House | 1910 Broadmore | contributing | Standard Ranch | Peterson Construction | Richard B. & Margaret J. Paul |
| LC13:G06-347 | 1959 | House | 1900 Broadmore | contributing | Standard Ranch | Peterson Construction | Richard A. & Maryanna K. Hergenrader |
| LC13:G06-348 | 1959 | House | 1860 Broadmore | contributing | Standard Ranch | Peterson Construction | William J. & Dorothy A. Praus |
| LC13:G06-349 | 1958 | House | 1850 Broadmore | contributing | Two Level Split Ranch | Peterson Construction | Melvin O. & May M. Wood |
| LC13:G06-447 | 1958 | House | 1840 Mindoro Dr | contributing | Standard Ranch | Peterson Construction | Jack D. & Eileen L. Stone |
| LC13:G06-446 | 1959 | House | 1834 Mindoro Dr | contributing | Standard Ranch | Peterson Construction | Peter T. & Marilyn Nichols |
| LC13:G06-443 | 1959 | House | 1826 Mindoro Dr | contributing | Standard Ranch | Peterson Construction | Richard L. & Phyllis J. Blausner |
| LC13:G06-444 | 1959 | House | 1818 Mindoro Dr | contributing | Standard Ranch | Peterson Construction | John D. & Elis M. Tatum |
| LC13:G06-445 | 1959 | House | 1808 Mindoro Dr | contributing | Standard Ranch | Peterson Construction | Andrew K. & Ina S. Curtis |
| LC13:G06-378 | 1960 | House | 1801 East Bermuda | contributing | Standard Ranch | Peterson Construction | Robert F. & Lola G. Ozenbaugh |
| LC13:G06-384 | 1958 | House | 1811 East Bermuda | contributing | Massed Ranch | Peterson Construction | George W. & Oneta A. Anderson |
| LC13:G06-383 | 1958 | House | 1827 East Bermuda | contributing | Standard Ranch | Peterson Construction | Andrew H. & Margaret M. Morrow |
| LC13:G06-415 | 1958 | House | 1835 Monterey Dr | contributing | Standard Ranch | Peterson Construction | |
| LC13:G06-464 | 1957 | House | 1800 East Bermuda | contributing | Standard Ranch | Peterson Construction | Leon W. & Isla M. Kreiner |
| LC13:G06-379 | 1958 | House | 1810 East Bermuda | contributing | Standard Ranch | Peterson Construction | Charles E. & Nancy A. Sutton |
| LC13:G06-380 | 1958 | House | 1820 East Bermuda | contributing | Composite Ranch | Peterson Construction | Daniel R. & Lillian Remigio |
| LC13:G06-381 | 1958 | House | 1830 East Bermuda | contributing | Split Level | Peterson Construction | Rick W. & Donald J. Fagan |

Park Manor Residential Historic District

Lancaster County, Nebraska

Name of Property

County and State

| | | | | | | | |
|--------------|------|-------|--------------------|--------------|--------------------|-----------------------|---|
| LC13:G06-382 | 1957 | House | 1840 East Bermuda | contributing | Massed Ranch | Peterson Construction | Chester E. & June B. Charles |
| LC13:G06-385 | 1957 | House | 1850 East Bermuda | contributing | Standard Ranch | Peterson Construction | |
| LC13:G06-414 | 1960 | House | 1843 Monterey Dr | contributing | Composite Ranch | Donald E. Lauterback | Harry M. & Joyce M. Trebing |
| LC13:G06-413 | 1959 | House | 1851 Monterey Dr | contributing | Standard Ranch | Evans & Evans | Herbert G. & Ruth E. Henry |
| LC13:G06-412 | 1960 | House | 1861 Monterey Dr | contributing | Standard Ranch | Evans & Evans | Donald L. & Mary I. Rearden |
| LC13:G06-411 | 1960 | House | 1901 Monterey Dr | contributing | Standard Ranch | Evans & Evans | Alfred E. & Lucille W. Forest |
| LC13:G06-408 | 1959 | House | 1913 Monterey Dr | contributing | Standard Ranch | Evans & Evans | Laird G. & Mildred A. Wolf |
| LC13:G06-407 | 1957 | House | 1921 Monterey Dr | contributing | Standard Ranch | Peterson Construction | Clarence O. & Gretchen K. Williams |
| LC13:G06-406 | 1957 | House | 1931 Monterey Dr | contributing | Standard Ranch | Carl J. Dietrich | |
| LC13:G06-465 | 1959 | House | 6700 South Bermuda | contributing | Split Level | Peterson Construction | Robert L. & Ruth B. Howe |
| LC13:G06-405 | 1958 | House | 6650 South Bermuda | contributing | Standard Ranch | Peterson Construction | |
| LC13:G06-403 | 1957 | House | 2010 Broadmore | contributing | Standard Ranch | Peterson Construction | Art A. & Jane C. Dobson |
| LC13:G06-341 | 1957 | House | 2020 Broadmore | contributing | Standard Ranch | Peterson Construction | Duane R. & Darlene J. Simon |
| LC13:G06-448 | 1957 | House | 6610 South St | contributing | Standard Ranch | Peterson Construction | Allen W. & Rose W. Cook |
| LC13:G06-468 | 1957 | House | 6620 South St | contributing | Standard Ranch | Peterson Construction | Jack E. & Yvonne L. Bock Elgin H. & Gertrude H. Dovenbarger |
| LC13:G06-449 | 1957 | House | 6630 South St | contributing | Standard Ranch | Peterson Construction | |
| LC13:G06-469 | 1957 | House | 6640 South St | contributing | Standard Ranch | Peterson Construction | Roger B. & Betty K. Olson |
| LC13:G06-006 | 1960 | House | 1640 South 58th | contributing | Contemporary Ranch | | C. Marvin & Dorothy M. Roberts |
| LC13:G06-002 | 1955 | House | 1515 South 58th | contributing | Composite Ranch | Evans & Evans | Kenneth L. & B. Rhea Popp |
| LC13:G06-003 | 1955 | House | 1525 South 58th | contributing | Massed Ranch | Adolph Hock Jr. | Mrs. Florence McGrew |
| LC13:G06-004 | 1955 | House | 1535 South 58th | contributing | Massed Ranch | Peterson Construction | Robert J. & Carol J. Glenn |
| LC13:G06-005 | 1955 | House | 1605 South 58th | contributing | Massed Ranch | Carl J. Dietrich | Henry O. & Martha Kattler |
| LC13:G06-470 | 1957 | House | 6650 South St | contributing | Standard Ranch | Peterson Construction | John D. & Carolyn M. Larson |
| LC13:G06-471 | 1957 | House | 6700 South St | contributing | Standard Ranch | Peterson Construction | Clarence E. & Jeanette Dennis |
| LC13:G06-450 | 1957 | House | 6710 South St | contributing | Standard Ranch | Peterson Construction | Clyde C. & Lucille S. Noyes |
| LC13:G06-472 | 1957 | House | 6720 South St | contributing | Standard Ranch | Peterson Construction | Julio C. Comoriano |
| LC13:G06-451 | 1957 | House | 6730 South St | contributing | Standard Ranch | Peterson Construction | Paul J. & Navey Canney |
| LC13:G06-452 | 1957 | House | 6740 South St | contributing | Standard Ranch | Peterson Construction | Gary T. & Sally J. Scott |
| LC13:G06-453 | 1957 | House | 6750 South St | contributing | Standard Ranch | Peterson Construction | Raymond R. & Carol S. Burchett |
| LC13:G06-454 | 1957 | House | 6760 South St | contributing | Standard Ranch | Peterson Construction | Richard Y. & Toshiko N. Morita |
| LC13:G06-437 | 1960 | House | 2011 Diana Dr | contributing | Standard Ranch | Peterson Construction | |
| LC13:G06-473 | 1964 | House | 2050 Pacific Dr | contributing | Split Level | E. C. Korst | |
| LC13:G06-439 | 1957 | House | 2010 Diana Dr | contributing | Standard Ranch | Peterson Construction | Ed M. & Phyllis A. Beadle |
| LC13:G06-474 | 1959 | House | 2000 Diana Dr | contributing | Standard Ranch | Peterson Construction | Jasper R. & Marilyn J. Kroppach |
| LC13:G06-389 | 1960 | House | 1940 East Bermuda | contributing | Standard Ranch | Peterson Construction | Edward J. & Norma D. Wagner |
| LC13:G06-438 | 1964 | House | 6759 South Bermuda | contributing | Raised Ranch | Fred Patzel | |
| LC13:G06-037 | 1956 | House | 1500 Crestview Dr | contributing | Composite Ranch | Joseph R. Hampton | Oscar D. & Gwen Mitchell |
| LC13:G06-038 | 1958 | House | 1501 Crestview Dr | contributing | Standard Ranch | Joseph R. Hampton | Joseph R. & Marjorie Hampton |
| LC13:G06-039 | 1959 | House | 1515 Crestview Dr | contributing | Standard Ranch | Joseph R. Hampton | George S. & Margaret A. Round |
| LC13:G06-040 | 1958 | House | 6000 Everett Dr | contributing | Standard Ranch | Joseph R. Hampton | |
| LC13:G06-041 | 1956 | House | 5951 Garfield St | contributing | Massed Ranch | Peterson Construction | Harry E. & Vera P. Harvey |
| LC13:G06-392 | 1957 | House | 6749 South Bermuda | contributing | Standard Ranch | Peterson Construction | Donald M. Starkey |
| LC13:G06-393 | 1957 | House | 6741 South Bermuda | contributing | Standard Ranch | Peterson Construction | Milton W. & Ursilla Meyer |
| LC13:G06-394 | 1957 | House | 6733 South Bermuda | contributing | Standard Ranch | Peterson Construction | Austin R. & Betty Way |
| LC13:G06-397 | 1957 | House | 6725 South Bermuda | contributing | Massed Ranch | Peterson Construction | |
| LC13:G06-398 | 1959 | House | 6717 South Bermuda | contributing | Standard Ranch | Peterson Construction | Robert G. & Rosalie M. Hall |

Park Manor Residential Historic District

Lancaster County, Nebraska

Name of Property

County and State

| | | | | | | | |
|--------------|------|-------|--------------------|--------------|--|-----------------------|--|
| LC13:G06-475 | 1959 | House | 6709 South Bermuda | contributing | Standard Ranch | Peterson Construction | Lonie R. & Eliza Charleson |
| LC13:G06-400 | 1957 | House | 6701 South Bermuda | contributing | Standard Ranch | Peterson Construction | Robert S. & Libby Hinds |
| LC13:G06-401 | 1957 | House | 6651 South Bermuda | contributing | Massed Ranch | Peterson Construction | Ernest H. & Martha M. Peterson |
| LC13:G06-402 | 1957 | House | 6641 South Bermuda | contributing | Standard Ranch | Peterson Construction | Clinton D. & Mary C. Grantier |
| LC13:G06-399 | 1961 | House | 6720 South Bermuda | contributing | Standard Ranch | Peterson Construction | Mary F. Graham |
| LC13:G06-042 | 1958 | House | 5940 Garfield St | contributing | Massed Ranch | Harvey Howard | Jay E. Oldrup |
| LC13:G06-043 | 1956 | House | 5941 Garfield St | contributing | Massed Ranch | Irvin Schopaugh | Virgil R. & Ruth F. Hoover |
| LC13:G06-410 | 1957 | House | 1932 Monterey Dr | contributing | Standard Ranch | Evans & Evans | Gerald C. & Magdalene E. Krause |
| LC13:G06-342 | 1957 | House | 2001 Broadmore | contributing | Standard Ranch | Peterson Construction | Charles H. & Rita M. Leggette |
| LC13:G06-343 | 1957 | House | 1921 Broadmore | contributing | Standard Ranch | Peterson Construction | Glen V. & Harriet J. Van Zee |
| LC13:G06-007 | 1955 | House | 1624 South 58th | contributing | Massed Ranch | Peterson Construction | Wade J. & Ruth Raser |
| LC13:G06-008 | 1956 | House | 1616 South 58th | contributing | Massed Ranch | Palmer | Sidney S. & Velda Anderson Wilmer M. & Mary Elizabeth Anderson |
| LC13:G06-009 | 1956 | House | 1600 South 58th | contributing | Massed Ranch | A. T. Jensen | |
| LC13:G06-010 | 1955 | House | 1544 South 58th | contributing | Massed Ranch | Carl J. Dietrich | Charles W. & Grace H. Haas |
| LC13:G06-011 | 1954 | House | 1530 South 58th | contributing | Massed Ranch | Peterson Construction | Ray V. & Lucille Lind |
| LC13:G06-012 | 1955 | House | 1524 South 58th | contributing | Massed Ranch | Earle E. McKeen | |
| LC13:G06-013 | 1956 | House | 1516 South 58th | contributing | Composite Ranch | Evans & Evans | Arthur S. & Edna L. High |
| LC13:G06-014 | 1959 | House | 1500 Skyline Dr | contributing | Standard Ranch | Evans & Evans | |
| LC13:G06-015 | 1955 | House | 1508 Skyline Dr | contributing | Split Level | M. A. Hackert | Charles M. & Selma G. Myers |
| LC13:G06-016 | 1956 | House | 1512 Skyline Dr | contributing | Massed Ranch | E. C. Korst | John H. & Doris M. Binning |
| LC13:G06-017 | 1956 | House | 1518 Skyline Dr | contributing | Massed Ranch | E. C. Korst | Wayne W. Reese |
| LC13:G06-018 | 1956 | House | 1524 Skyline Dr | contributing | Massed Ranch | E. C. Korst | William F. & Ruth Edmond |
| LC13:G06-019 | 1955 | House | 1530 Skyline Dr | contributing | Massed Ranch | Sampson Construction | Mrs. Julia A. King |
| LC13:G06-020 | 1955 | House | 1540 Skyline Dr | contributing | Massed Ranch | A. T. Jensen | Harry R. & Mary M. Haynie |
| LC13:G06-021 | 1960 | House | 1550 Skyline Dr | contributing | Contemporary Ranch Two Level Split Ranch | Ailes Construction | Harlan L. & Marjorie Papenfuss |
| LC13:G06-022 | 1960 | House | 1620 Skyline Dr | contributing | | Jack Thompson | Richard G. & Drusilla D. Joyce |
| LC13:G06-023 | 1962 | House | 1635 Skyline Dr | contributing | Split Level | | Morris R. & Ruth D. Sweet |
| LC13:G06-024 | 1955 | House | 1625 Skyline Dr | contributing | Composite Ranch | | Owen A. & Madaline Fritz |
| LC13:G06-025 | 1955 | House | 1615 Skyline Dr | contributing | Massed Ranch | Peterson Construction | Edward F. & Vera M. Carter |
| LC13:G06-026 | 1955 | House | 1601 Skyline Dr | contributing | Massed Ranch | Peterson Construction | Herbert B. & Dorothy Wright |
| LC13:G06-027 | 1955 | House | 1555 Skyline Dr | contributing | Composite Ranch | Peterson Construction | Earl B. & Margaret V. Anderson |
| LC13:G06-028 | 1955 | House | 1545 Skyline Dr | contributing | Massed Ranch | Peterson Construction | Floyd V. & Elzna M. Ulsh |
| LC13:G06-029 | 1955 | House | 1535 Skyline Dr | contributing | Massed Ranch | Leslie I. Linberg | John P. & Helen K. Overgaard |
| LC13:G06-030 | 1955 | House | 1525 Skyline Dr | contributing | Massed Ranch | | Leroy F. & Roma J. Baughn |
| LC13:G06-031 | 1956 | House | 1515 Skyline Dr | contributing | Massed Ranch | Hacker & Hacker | Orville E. & Janey Kingery |
| LC13:G06-032 | 1957 | House | 1509 Skyline Dr | contributing | Composite Ranch | Evans & Evans | R. Reece & Sybil Edens |
| LC13:G06-033 | 1962 | House | 5940 Everett Dr | contributing | Composite Ranch | Joseph R. Hampton | |
| LC13:G06-034 | 1956 | House | 5931 Everett Dr | contributing | Composite Ranch | Peterson Construction | |
| LC13:G06-035 | 1958 | House | 5939 Everett Dr | contributing | Split Level | | Don Hamann |
| LC13:G06-036 | 1962 | House | 1510 Crestview Dr | contributing | Composite Ranch | Joseph R. Hampton | C. Waldemar & Pearl M. Hansen |
| LC13:G06-044 | 1961 | House | 5930 Garfield St | contributing | Split Level | Garret Construction | Mrs. Esther M. Wright |
| LC13:G06-045 | 1958 | House | 5915 Garfield St | contributing | Contemporary Ranch | | Robert F. & L. Arlene Woest |
| LC13:G06-046 | 1957 | House | 5901 Garfield St | contributing | Standard Ranch | Jack B. Ailes | Kenneth O. Broyler |
| LC13:G06-047 | 1955 | House | 1630 West Manor Dr | contributing | Massed Ranch | Hacker & Hacker | Richard M. & Lucile M. Babcock |
| LC13:G06-048 | 1956 | House | 1620 West Manor Dr | contributing | Standard Ranch | Peterson Construction | William R. & Gladys M. Weber |

Park Manor Residential Historic District

Lancaster County, Nebraska

Name of Property

County and State

| | | | | | | | |
|--------------|------|-------------------------------|--------------------|--------------|--------------------|-----------------------|----------------------------------|
| LC13:G06-049 | 1957 | House | 1610 West Manor Dr | contributing | Massed Ranch | Jack B. Ailes | Guy C. & JoAnn E. Dean |
| LC13:G06-050 | 1958 | House | 1605 West Manor Dr | contributing | Massed Ranch | | Dave & Molly Haun |
| LC13:G06-051 | 1959 | House | 1600 West Manor Dr | contributing | Standard Ranch | Joe Reed | Clyde M. & Daphne Hyde |
| LC13:G06-052 | 1959 | House | 1545 West Manor Dr | contributing | Massed Ranch | | Carl & Norma C. Benzel |
| LC13:G06-053 | 1956 | House | 1530 West Manor Dr | contributing | Standard Ranch | Hacker & Hacker | Louis C. & Erma L. Klein |
| LC13:G06-054 | 1967 | House | 1522 West Manor Dr | contributing | Composite Ranch | E. C. Korst | |
| LC13:G06-055 | 1957 | House | 1539 West Manor Dr | contributing | Massed Ranch | Hacker & Hacker | Earl E. & Helen C. Reddigan |
| LC13:G06-056 | 1960 | House | 1514 West Manor Dr | contributing | Massed Ranch | Norval Brandt | William G. & Phoebe D. Hamann |
| LC13:G06-057 | 1957 | House | 1529 West Manor Dr | contributing | Massed Ranch | Hacker & Hacker | Warren W. & Helena N. Woodward |
| LC13:G06-249 | 1960 | House | 6123 A St | contributing | Contemporary Ranch | Hacker & Hacker | |
| LC13:G06-250 | 1960 | House | 6201 A St | contributing | Massed Ranch | Vern Jansky | |
| LC13:G06-251 | 1968 | House | 6211 A St | contributing | Standard Ranch | Kruger Construction | |
| LC13:G06-252 | 1958 | House | 1400 Crestline Dr | contributing | Split Level | Hacker & Hacker | Carl R. & Shirley A. Joliff |
| LC13:G06-253 | 1958 | Holy Trinity Episcopal Church | 6100 A St | contributing | Modern | | |
| LC13:G06-254 | 1959 | House | 1400 S. 58th | contributing | Standard Ranch | Evans & Evans | Robert F. & Adele C. Wohlers |
| LC13:G06-255 | 1957 | House | 1401 S. 58th | contributing | Massed Ranch | Peterson Construction | Royal B. & Gwendolyn J. Helzer |
| LC13:G06-256 | 1955 | House | 1445 S. 58th | contributing | Massed Ranch | A. T. Jensen | A. Ray & Katherine T. Blakewell |
| LC13:G06-257 | 1955 | House | 1515 Circle Dr | contributing | Split Level | John C. Cox | Charles A. & Ruth R. Thone House |
| LC13:G06-258 | 1955 | House | 1519 Circle Dr | contributing | Split Level | T. L. Chessler | Mrs. Ruby Kreycik |
| LC13:G06-259 | 1955 | House | 1525 Circle Dr | contributing | Standard Ranch | Evans & Evans | M. Porter & Inka K. Brolsma |
| LC13:G06-260 | 1955 | House | 1529 Circle Dr | contributing | Standard Ranch | | Donald L. & Marilyn J. Forke |
| LC13:G06-261 | 1956 | House | 1520 Circle Dr | contributing | Massed Ranch | Evans & Evans | Harold & Dorothy F. Engleman |
| LC13:G06-262 | 1955 | House | 1535 Circle Dr | contributing | Standard Ranch | Norval Brandt | Cecil F. & Jeanne Kirk |
| LC13:G06-263 | 1957 | House | 1540 Circle Dr | contributing | Massed Ranch | Evans & Evans | Jason & Betty Carrier |
| LC13:G06-264 | 1955 | House | 1541 Circle Dr | contributing | Raised Ranch | Adolph Hock Jr. | Lelan M. & Laura F. Lynn |
| LC13:G06-265 | 1956 | House | 1600 Circle Dr | contributing | Standard Ranch | Evans & Evans | Howard W. & Elma M. Elm |
| LC13:G06-266 | 1955 | House | 1601 Circle Dr | contributing | Massed Ranch | Williams Elliot | Richard C. & Velma A. Allgood |
| LC13:G06-267 | 1964 | House | 1611 Circle Dr | contributing | Contemporary Ranch | | George & Betty Miller House |
| LC13:G06-268 | 1955 | House | 1610 Circle Dr | contributing | Composite Ranch | Evans & Evans | Ron H. & Helen L. Pauley |
| LC13:G06-058 | 1959 | House | 1521 West Manor Dr | contributing | Composite Ranch | Al Allen | Deane H. & Beth U. Pettett |
| LC13:G06-059 | 1959 | House | 1515 West Manor Dr | contributing | Standard Ranch | Hacker & Hacker | Charles R. & Esther Moore |
| LC13:G06-060 | 1957 | House | 1510 West Manor Dr | contributing | Massed Ranch | Paul Embry | Ebert H. & Genevieve Schmidt |
| LC13:G06-061 | 1959 | House | 1501 West Manor Dr | contributing | Composite Ranch | Steven Watkins | Steven N. & Edris H. Watkins |
| LC13:G06-062 | 1958 | House | 1500 West Manor Dr | contributing | Massed Ranch | | William A. & Mae C. Gillian |
| LC13:G06-063 | 1958 | House | 1500 East Manor Dr | contributing | Massed Ranch | Joe Reed | Richard N. & Marjorie Todd |
| LC13:G06-064 | 1959 | House | 1510 East Manor Dr | contributing | Standard Ranch | Hacker & Hacker | James D. & M. Jane Hacker |
| LC13:G06-065 | 1960 | House | 1501 East Manor Dr | contributing | Composite Ranch | Warren Firestone | Donald E. & Shirley J. Kuhle |
| LC13:G06-066 | 1955 | House | 1530 East Manor Dr | contributing | Massed Ranch | Evans & Evans | Edgar W. & Elsie R. Ficke |
| LC13:G06-079 | 1956 | House | 1730 East Manor Dr | contributing | Massed Ranch | Peterson Construction | Lloyd V. & Nettie Stenberg |
| LC13:G06-080 | 1955 | House | 1719 East Manor Dr | contributing | Composite Ranch | Peterson Construction | Richard E. & Dorothy E. Dean |
| LC13:G06-081 | 1955 | House | 1740 East Manor Dr | contributing | Standard Ranch | Peterson Construction | Stanley L. & Zella P. Hawley |
| LC13:G06-082 | 1955 | House | 1750 East Manor Dr | contributing | Massed Ranch | Peterson Construction | Forest L. & Darlene P. Ball |
| LC13:G06-083 | 1955 | House | 1731 East Manor Dr | contributing | Massed Ranch | Peterson Construction | L.Lavern & Frances Finch |
| LC13:G06-084 | 1956 | House | 1737 East Manor Dr | contributing | Standard Ranch | Peterson Construction | Lyle D. & Virginia Wurtz |
| LC13:G06-085 | 1955 | House | 1801 East Manor Dr | contributing | Massed Ranch | Peterson Construction | Tao Luh Ching & Helen G. |

Park Manor Residential Historic District

Lancaster County, Nebraska

Name of Property

County and State

| | | | | | | | |
|--------------|------|-------|--------------------|--------------|--------------------|-----------------------|------------------------------------|
| LC13:G06-086 | 1955 | House | 1809 East Manor Dr | contributing | Massed Ranch | Peterson Construction | Kay R. & Katherine A. Srb |
| LC13:G06-087 | 1955 | House | 1800 East Manor Dr | contributing | Massed Ranch | Peterson Construction | Billie K. & Pauline R. Radenslaben |
| LC13:G06-088 | 1955 | House | 1820 East Manor Dr | contributing | Standard Ranch | Peterson Construction | Ralph T. & Phyllis E. MacClemmy |
| LC13:G06-180 | 1960 | House | 6121 Sumner | contributing | Raised Ranch | Evans & Evans | Norman A. & Theresa A. Leuthausen |
| LC13:G06-181 | 1955 | House | 6120 Sumner | contributing | Massed Ranch | "A" Home Builders | James A. & Myrtle J. Green |
| LC13:G06-182 | 1955 | House | 6200 Sumner | contributing | Massed Ranch | Adolph Hock Jr. | Lee & Lorene Stull |
| LC13:G06-183 | 1958 | House | 6201 Sumner | contributing | Standard Ranch | Evans & Evans | Mrs. Dora M. Rolfsmeyer |
| LC13:G06-184 | 1956 | House | 6235 Sumner | contributing | Standard Ranch | Peterson Construction | Lamine J. & Loretta J. Bible |
| LC13:G06-185 | 1956 | House | 6301 Sumner | contributing | Composite Ranch | Peterson Construction | Mrs. Maybelle Schaeckel |
| LC13:G06-186 | 1957 | House | 1710 South 58th | contributing | Contemporary Ranch | Peterson Construction | Paul E. & Theo Sonderegger |
| LC13:G06-187 | 1956 | House | 1734 South 58th | contributing | Split Level | Andrew Andros | Andrwe A. & Joan M. Andros |
| LC13:G06-188 | 1956 | House | 1744 South 58th | contributing | Contemporary Ranch | Dr. Maurice Fraser | Maurice D. & Margaret Fraser |
| LC13:G06-189 | 1955 | House | 5819 Franklin | contributing | Massed Ranch | Peterson Construction | Loren G. & Betty J. Richardson |
| LC13:G06-190 | 1955 | House | 5820 Franklin | contributing | Standard Ranch | Peterson Construction | John M. & Beverly W. Geisel |
| LC13:G06-301 | 1955 | House | 2020 Riviera | contributing | Standard Ranch | Peterson Construction | William A. & Shirley A. Boucher |
| LC13:G06-302 | 1955 | House | 2021 Riviera | contributing | Standard Ranch | Peterson Construction | Robert W. & Shirley A. Fillbeck |
| LC13:G06-303 | 1955 | House | 2000 Riviera | contributing | Standard Ranch | Peterson Construction | Ray E. & Maxine M. Coons |
| LC13:G06-304 | 1955 | House | 2001 Riviera | contributing | Standard Ranch | Peterson Construction | Eldon L. & E. JoAnn Schafer |
| LC13:G06-305 | 1955 | House | 1940 Riviera | contributing | Standard Ranch | Peterson Construction | Wallace D. & Barbara Albers |
| LC13:G06-306 | 1955 | House | 1941 Riviera | contributing | Massed Ranch | Peterson Construction | George B. & Wilma S. Traver |
| LC13:G06-307 | 1955 | House | 1930 Riviera | contributing | Standard Ranch | Peterson Construction | Glenn T. & Viva E. Ward |
| LC13:G06-308 | 1955 | House | 1921 Riviera | contributing | Massed Ranch | Peterson Construction | John E. & Joan F. Wilson |
| LC13:G06-309 | 1955 | House | 1920 Riviera | contributing | Standard Ranch | Peterson Construction | Paul E. & Joyce L. Burket |
| LC13:G06-310 | 1955 | House | 1911 Riviera | contributing | Standard Ranch | Peterson Construction | Dean R. & Lorraine J. Hoy |
| LC13:G06-311 | 1956 | House | 1900 Riviera | contributing | Standard Ranch | Peterson Construction | Donald E. & Carol D. Strasheim |
| LC13:G06-312 | 1955 | House | 1901 Riviera | contributing | Massed Ranch | Peterson Construction | Lyle H. & Margaret Cunningham |
| LC13:G06-313 | 1955 | House | 1846 Riviera | contributing | Standard Ranch | Peterson Construction | Don E. & Charlotte Falos |
| LC13:G06-314 | 1955 | House | 1831 Riviera | contributing | Standard Ranch | Peterson Construction | |
| LC13:G06-315 | 1956 | House | 1819 Riviera | contributing | Massed Ranch | Peterson Construction | William D. & Dorraine Doran |
| LC13:G06-316 | 1955 | House | 1820 Riviera | contributing | Standard Ranch | Peterson Construction | Delbert & Mary Sampson |
| LC13:G06-317 | 1955 | House | 1810 Riviera | contributing | Composite Ranch | Peterson Construction | Ben H. & Bernice Fischer |
| LC13:G06-318 | 1955 | House | 6310 South St | contributing | Standard Ranch | Peterson Construction | |
| LC13:G06-319 | 1955 | House | 6320 South St | contributing | Standard Ranch | Peterson Construction | Bob L. & Donna Atkins |
| LC13:G06-320 | | House | 6470 South St | contributing | Massed Ranch | | |
| LC13:G06-169 | 1958 | House | 5920 Sumner | contributing | Split Level | H. A. Wolf | Francis B. & Mildred Weiler |
| LC13:G06-170 | 1955 | House | 5930 Sumner | contributing | Massed Ranch | Peterson Construction | Harold D. & Ruth E. Lantz |
| LC13:G06-171 | 1955 | House | 5935 Sumner | contributing | Massed Ranch | Peterson Construction | Herbert G. & Bonelle M. Ahrens |
| LC13:G06-172 | 1955 | House | 5945 Sumner | contributing | Standard Ranch | Vince Ness | David & Johanna Davidson |
| LC13:G06-173 | 1955 | House | 5940 Sumner | contributing | Massed Ranch | H. Schawbauer | Henry & Theo Eichler |
| LC13:G06-174 | 1954 | House | 5955 Sumner | contributing | Composite Ranch | Peterson Construction | Hugh M. & Margaret Winchester |
| LC13:G06-175 | 1955 | House | 5961 Sumner | contributing | Massed Ranch | B. L. Clevon | John E & Vest A. Nellis |
| LC13:G06-176 | 1955 | House | 6001 Sumner | contributing | Composite Ranch | Peterson Construction | Byron W. & Susan W. Tullis |
| LC13:G06-177 | 1956 | House | 6015 Sumner | contributing | Minimal Ranch | Gene McMichael | John A. & Ruth P. Allen |
| LC13:G06-178 | 1960 | House | 6000 Sumner | contributing | Massed Ranch | Ken Allen | Robert A. & Jean H. Brooks |
| LC13:G06-179 | 1957 | House | 6035 Sumner | contributing | Composite Ranch | Peterson Construction | Lee R. & Anne F. Hendry |
| LC13:G06-232 | 1955 | House | 6240 Franklin | contributing | Standard Ranch | Peterson Construction | George C. & Lucille Holtrof |

Park Manor Residential Historic District

Lancaster County, Nebraska

Name of Property

County and State

| | | | | | | | |
|--------------|------|-------|--------------------|--------------|--------------------|-----------------------------|---------------------------------|
| LC13:G06-234 | 1957 | House | 1821 Brookhaven Dr | contributing | Massed Ranch | Evans & Evans | Mrs. Myrtle W. Malony |
| LC13:G06-235 | 1958 | House | 1811 Brookhaven Dr | contributing | Contemporary Ranch | Evans & Evans | Harold E. & Doris L. Wise |
| LC13:G06-236 | 1957 | House | 1820 Brookhaven Dr | contributing | Massed Ranch | Evans & Evans | Stanley B. & Marjorie L. Ross |
| LC13:G06-237 | 1956 | House | 1810 Brookhaven Dr | contributing | Standard Ranch | Evans & Evans | William H. & Erma L. Mann |
| LC13:G06-238 | 1956 | House | 1800 Brookhaven Dr | contributing | Standard Ranch | Evans & Evans | Norvill J. & Marguerite Nelson |
| LC13:G06-239 | 1957 | House | 1801 Brookhaven Dr | contributing | Standard Ranch | Evans & Evans | Robert J. Godhe |
| LC13:G06-240 | 1957 | House | 1731 Brookhaven Dr | contributing | Standard Ranch | Evans & Evans | Robert J. & Lois L. Evans |
| LC13:G06-241 | 1955 | House | 1734 Brookhaven Dr | contributing | Standard Ranch | Dale Higgins | Earl E. & Catherine E. Williams |
| LC13:G06-242 | 1955 | House | 1728 Brookhaven Dr | contributing | Standard Ranch | Witt & Juckett Construction | Malcolm T. & Norma M. Doil |
| LC13:G06-243 | 1955 | House | 1715 Brookhaven Dr | contributing | Massed Ranch | Evans & Evans | Kenneth J. & Elizabeth M. Feese |
| LC13:G06-155 | 1954 | House | 1531 Sunset Dr | contributing | Composite Ranch | Evans & Evans | Edgar & Milfred F. Baxter |
| LC13:G06-156 | | House | 1546 Sunset Dr | contributing | Inline Ranch | Evans & Evans | Harold K. & Elizabeth T. Evans |
| LC13:G06-157 | 1955 | House | 1521 Sunset Dr | contributing | Standard Ranch | Evans & Evans | Boyd L. & Amanda R. MacDougall |
| LC13:G06-158 | 1955 | House | 1516 Sunset Dr | contributing | Massed Ranch | Evans & Evans | Leonard W. & Helen Adams |
| LC13:G06-159 | 1956 | House | 1508 Sunset Dr | contributing | Massed Ranch | Evans & Evans | J. Herbert & Charlotte Voerster |
| LC13:G06-160 | 1954 | House | 1505 Sunset Dr | contributing | Massed Ranch | Peterson Construction | |
| LC13:G06-161 | 1954 | House | 1641 Circle Dr | contributing | Composite Ranch | Peterson Construction | Mrs. Ruth R. Gavin |
| LC13:G06-162 | 1957 | House | 1644 Circle Dr | contributing | Massed Ranch | E. C. Korst | Mrs. Irma E. Cannell |
| LC13:G06-163 | 1954 | House | 1635 Circle Dr | contributing | Massed Ranch | Peterson Construction | Waldo W. & June H. Winter |
| LC13:G06-164 | 1955 | House | 1634 Circle Dr | contributing | Massed Ranch | H. E. Strube | |
| LC13:G06-165 | 1954 | House | 1629 Circle Dr | contributing | Inline Ranch | R. B. Johnson | |
| LC13:G06-167 | 1955 | House | 5915 Sumner | contributing | Composite Ranch | Peterson Construction | Mrs. Elizabeth B. Stewart |
| LC13:G06-168 | 1955 | House | 5925 Sumner | contributing | Massed Ranch | Peterson Construction | Jewel J. & Juanita VanDerSal |
| LC13:G06-191 | 1955 | House | 5829 Franklin | contributing | Standard Ranch | Peterson Construction | Arlo R. & Jeanice F. Stahly |
| LC13:G06-192 | 1955 | House | 5830 Franklin | contributing | Standard Ranch | Peterson Construction | John H. & Janice M. Allen |
| LC13:G06-193 | 1955 | House | 5839 Franklin | contributing | Standard Ranch | Peterson Construction | Thomas T. & Betty J. Whitcomb |
| LC13:G06-194 | 1955 | House | 1919 Skyline Dr | contributing | Standard Ranch | Peterson Construction | Gerald A. & Dorothy J. Gruhn |
| LC13:G06-195 | 1955 | House | 1920 Skyline Dr | contributing | Standard Ranch | Peterson Construction | James E. & F. Joan Kruger |
| LC13:G06-196 | 1955 | House | 1930 Skyline Dr | contributing | Massed Ranch | Peterson Construction | Claude & Phyllis Connors |
| LC13:G06-197 | 1955 | House | 1936 Skyline Dr | contributing | Standard Ranch | Peterson Construction | Harland D. & Shirley Williams |
| LC13:G06-198 | 1955 | House | 1929 Skyline Dr | contributing | Standard Ranch | Peterson Construction | Irene Martin |
| LC13:G06-199 | 1955 | House | 1942 Skyline Dr | contributing | Standard Ranch | Peterson Construction | William E. & Betty R. Bifford |
| LC13:G06-099 | 1955 | House | 2001 East Manor Dr | contributing | Massed Ranch | Peterson Construction | Richard W. & Dorothy Barnett |
| LC13:G06-100 | 1955 | House | 2000 East Manor Dr | contributing | Massed Ranch | Peterson Construction | Robert S. & Lorraine Calkins |
| LC13:G06-101 | 1955 | House | 2011 East Manor Dr | contributing | Standard Ranch | Peterson Construction | Kenneth C. & Margaret Willis |
| LC13:G06-102 | 1955 | House | 2020 East Manor Dr | contributing | Standard Ranch | Peterson Construction | Leonard C. & Winona Teters |
| LC13:G06-103 | 1955 | House | 2021 East Manor Dr | contributing | Massed Ranch | Peterson Construction | Hubert E. & Barbara Zehring |
| LC13:G06-104 | 1955 | House | 2029 East Manor Dr | contributing | Standard Ranch | Peterson Construction | Arthur E. Bresette |
| LC13:G06-105 | 1955 | House | 2030 East Manor Dr | contributing | Massed Ranch | Peterson Construction | Joseph E. & Barbara Saunders |
| LC13:G06-106 | 1955 | House | 1839 Crestline Dr | contributing | Massed Ranch | Peterson Construction | Joseph W. & Eunice C. Hanger |
| LC13:G06-107 | 1955 | House | 1820 Crestline Dr | contributing | Standard Ranch | Peterson Construction | Chesley E. & Genette Lightfoot |
| LC13:G06-108 | 1955 | House | 1800 Crestline Dr | contributing | Massed Ranch | Peterson Construction | Larry & Mary A. Getchell |
| LC13:G06-109 | 1957 | House | 1735 Crestline Dr | contributing | Composite Ranch | Peterson Construction | Jacob R. & Verna J. Dietrich |
| LC13:G06-110 | 1955 | House | 1740 Crestline Dr | contributing | Standard Ranch | Peterson Construction | Francis O. & Evelyn Allen |
| LC13:G06-111 | 1955 | House | 1730 Crestline Dr | contributing | Massed Ranch | Peterson Construction | Ruben D. & Vivian E. Haun |
| LC13:G06-112 | 1955 | House | 1715 Crestline Dr | contributing | Massed Ranch | Peterson Construction | Kendall D. Oslund |

Park Manor Residential Historic District

Lancaster County, Nebraska

Name of Property

County and State

| | | | | | | | |
|--------------|------|-------|--------------------|--------------|-----------------|-----------------------|----------------------------------|
| LC13:G06-113 | 1955 | House | 1720 Crestline Dr | contributing | Standard Ranch | Peterson Construction | Wallace D. & Betty A. Cameron |
| LC13:G06-114 | 1955 | House | 1710 Crestline Dr | contributing | Composite Ranch | Peterson Construction | Donald A. & Rita A. Overton |
| LC13:G06-115 | 1957 | House | 1700 Crestline Dr | contributing | Standard Ranch | Evans & Evans | Paul & Virginia Portsche |
| LC13:G06-116 | 1960 | House | 1633 Crestline Dr | contributing | Composite Ranch | Bernard Crodwohl | Bernard S. & Elaine M. Gradwohl |
| LC13:G06-117 | 1960 | House | 1621 Crestline Dr | contributing | Split Level | Les Lindberg | J. Gates & Daisy D. Minnick |
| LC13:G06-118 | 1960 | House | 1620 Crestline Dr | contributing | Massed Ranch | Hacker & Hacker | Charles G. & Patricia J. Bates |
| LC13:G06-067 | 1956 | House | 1538 East Manor Dr | contributing | Massed Ranch | Peterson Construction | Lyle C. & Betty L. Hans |
| LC13:G06-068 | 1959 | House | 1515 East Manor Dr | contributing | Standard Ranch | Evans & Evans | Joy & Marion J. Deuser |
| LC13:G06-069 | 1958 | House | 1527 East Manor Dr | contributing | Standard Ranch | Evans & Evans | Frank G. & Flora R. Daily |
| LC13:G06-070 | 1957 | House | 1539 East Manor Dr | contributing | Massed Ranch | Evans & Evans | Julius & Louise B. Goldberg |
| LC13:G06-071 | 1956 | House | 1544 East Manor Dr | contributing | Massed Ranch | Peterson Construction | Ervin E. & H. Marie Peterson |
| LC13:G06-072 | 1959 | House | 1560 East Manor Dr | contributing | Composite Ranch | Evans & Evans | Roy A. & Thelma Carlson |
| LC13:G06-073 | 1959 | House | 1545 East Manor Dr | contributing | Massed Ranch | Evans & Evans | Adam C. & Marion S. Breckenridge |
| LC13:G06-074 | 1959 | House | 1600 East Manor Dr | contributing | Massed Ranch | Evans & Evans | Clarence K. & Ann B. Elliot |
| LC13:G06-075 | 1958 | House | 1601 East Manor Dr | contributing | Inline Ranch | Evans & Evans | Fredrick & Ella E. Wagener |
| LC13:G06-076 | 1956 | House | 1620 East Manor Dr | contributing | Massed Ranch | Evans & Evans | Lloyd J. & Fern C. Marti |
| LC13:G06-077 | 1960 | House | 1640 East Manor Dr | contributing | Massed Ranch | George B. Vorhees | Dwight S. & Dorothy I. McVicker |
| LC13:G06-078 | 1955 | House | 1709 East Manor Dr | contributing | Massed Ranch | Strauss Brothers | Justin C. & Sylvia H. Tallman |
| LC13:G06-089 | 1955 | House | 1830 East Manor Dr | contributing | Massed Ranch | Peterson Construction | Russell R. & Fern J. Rauch |
| LC13:G06-090 | 1955 | House | 1900 East Manor Dr | contributing | Standard Ranch | Peterson Construction | Harold & Iris T. Abel |
| LC13:G06-091 | 1955 | House | 1901 East Manor Dr | contributing | Massed Ranch | Peterson Construction | Ben A. & Geraldine Shaw |
| LC13:G06-092 | 1955 | House | 1910 East Manor Dr | contributing | Massed Ranch | Peterson Construction | Gerald & Arlene Danko |
| LC13:G06-093 | 1955 | House | 1915 East Manor Dr | contributing | Standard Ranch | Peterson Construction | Alfred O. & Adelaide B. Sasse |
| LC13:G06-094 | 1955 | House | 1920 East Manor Dr | contributing | Standard Ranch | Peterson Construction | Dale K. & Edna M. Christian |
| LC13:G06-095 | 1955 | House | 1925 East Manor Dr | contributing | Standard Ranch | Peterson Construction | William C. & Sarah A. Redman |
| LC13:G06-096 | 1955 | House | 1930 East Manor Dr | contributing | Massed Ranch | Peterson Construction | Dale E. & Ellen Magee |
| LC13:G06-097 | 1955 | House | 1935 East Manor Dr | contributing | Massed Ranch | Peterson Construction | Robert E. & Dorothy Orshek |
| LC13:G06-098 | 1955 | House | 1940 East Manor Dr | contributing | Standard Ranch | Peterson Construction | Joseph W. & Shirley A. Bower |
| LC13:G06-291 | 1955 | House | 2001 Morningside | contributing | Standard Ranch | Peterson Construction | Robert A. Bewston |
| LC13:G06-292 | 1956 | House | 2010 Morningside | contributing | Massed Ranch | Peterson Construction | George & Patricia Brannon |
| LC13:G06-293 | 1956 | House | 2020 Morningside | contributing | Standard Ranch | Peterson Construction | Harry P. & Jean S. Gaylor |
| LC13:G06-294 | 1956 | House | 2032 Morningside | contributing | Standard Ranch | Peterson Construction | Jerry D. & Claudia Ranne |
| LC13:G06-295 | 1956 | House | 2041 Morningside | contributing | Standard Ranch | Peterson Construction | George L. & Frances J. Johnson |
| LC13:G06-296 | 1956 | House | 6500 South St | contributing | Standard Ranch | Peterson Construction | Frank J. & Helen G. McCunn |
| LC13:G06-297 | 1955 | House | 2040 Riviera | contributing | Standard Ranch | Peterson Construction | Chandler A. & Patricia Tyrell |
| LC13:G06-298 | 1955 | House | 2041 Riviera | contributing | Massed Ranch | Peterson Construction | John Cleek |
| LC13:G06-299 | 1955 | House | 2030 Riviera | contributing | Standard Ranch | Peterson Construction | John T. & Margaret Rose |
| LC13:G06-300 | 1955 | House | 2031 Riviera | contributing | Standard Ranch | Peterson Construction | Derrol L. & Evelyn L. Dennis |
| LC13:G06-119 | 1959 | House | 1619 Crestline Dr | contributing | Split Level | L. Wasemiller | |
| LC13:G06-120 | 1959 | House | 1601 Crestline Dr | contributing | Massed Ranch | Peterson Construction | Frank & Marjorie W. Sorenson |
| LC13:G06-121 | 1959 | House | 1600 Crestline Dr | contributing | Composite Ranch | Hacker & Hacker | George W. & Phyllis C. Heiden |
| LC13:G06-122 | 1960 | House | 1545 Crestline Dr | contributing | Split Level | Ed Vogel | Theodore E. & Faye M. Rose |
| LC13:G06-123 | 1959 | House | 1544 Crestline Dr | contributing | Standard Ranch | Ted Rose | Gustav & Frances W. Kopta |
| LC13:G06-124 | 1959 | House | 1535 Crestline Dr | contributing | Split Level | Joe Reed | Edward R. & Elaine M. Hall |
| LC13:G06-125 | 1959 | House | 1534 Crestline Dr | contributing | Massed Ranch | Hacker & Hacker | Lloyd C. & Willis C. Jones |
| LC13:G06-126 | 1961 | House | 1525 Crestline Dr | contributing | Inline Ranch | Norval Brandt | John G. & Sally J. Desmond |

Park Manor Residential Historic District

Lancaster County, Nebraska

Name of Property

County and State

| | | | | | | | |
|--------------|------|--------------------------|-------------------|--------------|--------------------|------------------------------|----------------------------------|
| LC13:G06-127 | 1958 | House | 1524 Crestline Dr | contributing | Raised Ranch | | John C. & Katherine Angle |
| LC13:G06-128 | 1959 | House | 1515 Crestline Dr | contributing | Standard Ranch | Hacker & Hacker | John L. & Marjorie Alden |
| LC13:G06-129 | 1958 | House | 1512 Crestline Dr | contributing | Split Level | Hacker & Hacker | Gordon L. & Phyllis J. Pauley |
| LC13:G06-130 | 1958 | House | 1500 Crestline Dr | contributing | Standard Ranch | E. C. Korst | Frank E. & Pearl Henzlik |
| LC13:G06-131 | | House | 6201 Everett | contributing | Standard Ranch | | Wilbur H. & Vera Baack |
| LC13:G06-132 | 1957 | House | 6200 Everett | contributing | Standard Ranch | Evans & Evans | Eugene H. & Lois A. Pillen |
| LC13:G06-133 | 1955 | House | 6129 Everett | contributing | Composite Ranch | Evans & Evans | Leon A. & Helene Adelson |
| LC13:G06-134 | 1957 | House | 6130 Everett | contributing | Split Level | Garden Jenkins | Charles E. & Suzanne Wright |
| LC13:G06-135 | 1955 | G. E. Dickerson House | 6119 Everett | contributing | Massed Ranch | Carl J. Dietrich | Bill C. & Frances A. Best |
| LC13:G06-136 | 1957 | House | 6039 Cullen Dr | contributing | Composite Ranch | Peterson Construction | Otis & Laura Gordon |
| LC13:G06-137 | 1956 | House | 6040 Cullen Dr | contributing | Massed Ranch | Peterson Construction | |
| LC13:G06-138 | 1955 | House | 6029 Cullen Dr | contributing | Standard Ranch | Peterson Construction | William J. & Mary L. Owen |
| LC13:G06-139 | 1956 | House | 6030 Cullen Dr | contributing | Massed Ranch | Donald Christensen | Jason E. & Ruth G. Chester |
| LC13:G06-140 | 1955 | House | 6019 Cullen Dr | contributing | Standard Ranch | Peterson Construction | Dale K. & E. Ruth Hayes |
| LC13:G06-141 | 1955 | House | 6020 Cullen Dr | contributing | Massed Ranch | Adolph Hock Jr. | Kenneth E. & Celia C. Flory |
| LC13:G06-142 | 1955 | House | 6001 Cullen Dr | contributing | Standard Ranch | Peterson Construction | Charles E. & Helen Deer |
| LC13:G06-143 | 1955 | House | 6000 Cullen Dr | contributing | Composite Ranch | Peterson Construction | William B. & Mary B. Blake |
| LC13:G06-144 | 1955 | House | 5939 Cullen Dr | contributing | Massed Ranch | Peterson Construction | Joseph J. & Lorene E. O'Neill |
| LC13:G06-145 | 1954 | House | 5940 Cullen Dr | contributing | Composite Ranch | Evans & Evans | William H. & LaVerne E. Cook |
| LC13:G06-146 | 1955 | House | 5929 Cullen Dr | contributing | Massed Ranch | Peterson Construction | Don V. Shoemaker |
| LC13:G06-147 | 1955 | House | 5930 Cullen Dr | contributing | Massed Ranch | Peterson Construction | Charles E. & LaVerne K. Sconyers |
| LC13:G06-148 | 1955 | House | 5919 Cullen Dr | contributing | Massed Ranch | Peterson Construction | Charles J. & Dorothy Kennedy |
| LC13:G06-149 | 1955 | House | 5920 Cullen Dr | contributing | Standard Ranch | Peterson Construction | Dean A. & Joanne A. Brown |
| LC13:G06-150 | 1956 | House | 1639 Sunset Dr | contributing | Massed Ranch | Evans & Evans | William C. & Blanche D. Schulz |
| LC13:G06-151 | 1955 | House | 1609 Sunset Dr | contributing | Massed Ranch | Norval Brandt | James C. & Lela K. Weaver |
| LC13:G06-152 | 1954 | House | 1628 Sunset Dr | contributing | Massed Ranch | Adolph Hock Jr. | Walter J. & Ruth M. Gall |
| LC13:G06-153 | 1955 | House | 1601 Sunset Dr | contributing | Massed Ranch | Evans & Evans | Herbert L. & Eunice M. Harrison |
| LC13:G06-154 | 1954 | House | 1600 Sunset Dr | contributing | Inline Ranch | Peterson Construction | Emery W. & LaVerne S. Nelson |
| LC13:G06-200 | 1955 | House | 1950 Skyline Dr | contributing | Raised Ranch | Peterson Construction | George B. & Emma H. Cochran |
| LC13:G06-201 | 1955 | House | 5840 Saylor | contributing | Standard Ranch | Peterson Construction | Dorcas L. Weatherby |
| LC13:G06-202 | 1955 | House | 5820 Saylor | contributing | Massed Ranch | Peterson Construction | Myron N. & Vivian F. Adams |
| LC13:G06-203 | 1960 | House | 1705 Skyline Dr | contributing | Standard Ranch | Duane Larson Construction | |
| LC13:G06-204 | 1956 | House | 1700 Skyline Dr | contributing | Split Level | Peterson Construction | Thomas J. & Pat Dworak |
| LC13:G06-205 | 1957 | House | 1725 Skyline Dr | contributing | Split Level | Brown-Marvus Construction | Edwin F. & Betty R. Dosek |
| LC13:G06-206 | 1959 | House | 1730 Skyline Dr | contributing | Standard Ranch | Peterson Construction | Carroll J. & Georgia S. Giradot |
| LC13:G06-207 | 1962 | House | 1735 Skyline Dr | contributing | Contemporary Ranch | Peterson Construction | Allen H. & Elsie I. Bennett |
| LC13:G06-208 | 1960 | House | 1800 Skyline Dr | contributing | Split Level | Merle Heckert | Y. Scott & Patsy A. Moore |
| LC13:G06-209 | 1955 | House | 1801 Skyline Dr | contributing | Composite Ranch | Peterson Construction | George R. & Mary E. Binger |
| LC13:G06-211 | 1955 | House | 1835 Skyline Dr | contributing | Standard Ranch | Peterson Construction | Don W. & Winona M. Gerhard |
| LC13:G06-210 | 1955 | House | 1836 Skyline Dr | contributing | Massed Ranch | Peterson Construction | Walter E. & Mildred Starcks |
| LC13:G06-212 | 1955 | House | 5901 Franklin | contributing | Standard Ranch | Peterson Construction | Bruce R. Abernathy |
| LC13:G06-213 | 1955 | House | 5920 Franklin | contributing | Standard Ranch | Peterson Construction | John H. & Agnes F. Ader |
| LC13:G06-214 | 1955 | House | 5930 Franklin | contributing | Standard Ranch | Peterson Construction | Melvin L. & Dorothy L. Hotvedt |
| LC13:G06-215 | 1955 | House | 5929 Franklin | contributing | Standard Ranch | Peterson Construction | Stanley J. & Anna M. Sliz |
| LC13:G06-216 | 1955 | House | 5940 Franklin | contributing | Standard Ranch | Peterson Construction | Val F. & Patty A. Zitek |

Park Manor Residential Historic District

Lancaster County, Nebraska

Name of Property

County and State

| | | | | | | | |
|--------------|------|-------|--------------------|--------------|-----------------------|---------------------------|----------------------------------|
| LC13:G06-217 | 1955 | House | 5939 Franklin | contributing | Standard Ranch | Peterson Construction | Jack D. & Lila L. Irvine |
| LC13:G06-218 | 1955 | House | 6000 Franklin | contributing | Standard Ranch | Peterson Construction | Mrs. Helen A. Ecelbarger |
| LC13:G06-219 | 1955 | House | 6001 Franklin | contributing | Standard Ranch | Peterson Construction | Robert A. & Dolores Dunn |
| LC13:G06-220 | 1955 | House | 6020 Franklin | contributing | Standard Ranch | Peterson Construction | Roger D. & Billie C. Gibson |
| LC13:G06-221 | 1955 | House | 6019 Franklin | contributing | Standard Ranch | Peterson Construction | Franklin B. Coatsworth |
| LC13:G06-222 | 1955 | House | 6030 Franklin | contributing | Standard Ranch | Peterson Construction | Norman W. & Mildred D. Lawson |
| LC13:G06-223 | 1955 | House | 6029 Franklin | contributing | Standard Ranch | Peterson Construction | Donald R. & Marilyn M. Yates |
| LC13:G06-224 | 1955 | House | 6039 Franklin | contributing | Standard Ranch | Peterson Construction | Donald J. & Joan A. Bauer |
| LC13:G06-225 | 1955 | House | 6049 Franklin | contributing | Standard Ranch | Peterson Construction | William E. & Jean Behrends |
| LC13:G06-226 | 1955 | House | 6100 Franklin | contributing | Standard Ranch | Peterson Construction | Clarence A. & Marilyn J. Rauch |
| LC13:G06-227 | 1956 | House | 6140 Franklin | contributing | Standard Ranch | Peterson Construction | Donald F. & Phyllis N. Wright |
| LC13:G06-228 | 1955 | House | 6125 Franklin | contributing | Massed Ranch | Peterson Construction | Earl & Ruth J. Hemmer |
| LC13:G06-229 | 1955 | House | 6135 Franklin | contributing | Standard Ranch | Peterson Construction | Floyd E. & O. Ruth Hibdon |
| LC13:G06-231 | 1956 | House | 6200 Franklin | contributing | Standard Ranch | Peterson Construction | Hal F. & Meredith M. DeGood |
| LC13:G06-230 | 1955 | House | 6201 Franklin | contributing | Standard Ranch | Peterson Construction | Joseph L. & Janet P. Krause |
| LC13:G06-233 | | House | 6225 Franklin | contributing | Standard Ranch | | Robert E. & Martha J. Mathers |
| LC13:G06-244 | 1955 | House | 1720 Brookhaven Dr | contributing | Standard Ranch | Dale Higgins | Pete & Verda L. Williams |
| LC13:G06-245 | 1955 | House | 1710 Brookhaven Dr | contributing | Contemporary Ranch | W. F. Stede Co. | Robert M. & Barbara S. Mudd |
| LC13:G06-246 | 1965 | House | 5825 A St | contributing | Two Level Split Ranch | Duane Larson Construction | |
| LC13:G06-247 | 1963 | House | 5835 A St | contributing | Two Level Split Ranch | Duane Larson Construction | Leo V. & Lorene J. Gauthier |
| LC13:G06-248 | 1963 | House | 5845 A St | contributing | Composite Ranch | Duane Larson Construction | |
| LC13:G06-269 | 1955 | House | 1615 Circle Dr | contributing | Massed Ranch | Peterson Construction | Richard L. & Constance White |
| LC13:G06-270 | 1956 | House | 1620 Circle Dr | contributing | Standard Ranch | Evans & Evans | Williams A. & Hazel R. Miller |
| LC13:G06-271 | 1954 | House | 1619 Circle Dr | contributing | Inline Ranch | H. J. Sutton | George R. & Dorothy J. Wright |
| LC13:G06-272 | 1955 | House | 1800 Morningside | contributing | Massed Ranch | Peterson Construction | Alan R. & Kathryn R. Mook |
| LC13:G06-273 | 1956 | House | 1809 Morningside | contributing | Composite Ranch | Peterson Construction | Robert A. & Mary Virginia Barlow |
| LC13:G06-274 | 1956 | House | 1808 Morningside | contributing | Massed Ranch | Peterson Construction | Howard D. & Mildred D. Witmuss |
| LC13:G06-275 | 1956 | House | 1813 Morningside | contributing | Standard Ranch | Peterson Construction | Eugene K. & Shirley J. Stoll |
| LC13:G06-276 | 1956 | House | 1814 Morningside | contributing | Composite Ranch | Oliver Hullman | Charles B. & Elizabeth Palmer |
| LC13:G06-277 | 1959 | House | 1818 Morningside | contributing | Standard Ranch | Peterson Construction | Hugo B. & Maria P. Riberio |
| LC13:G06-278 | 1959 | House | 1822 Morningside | contributing | Standard Ranch | Peterson Construction | Don L. & Norma J. Tangeman |
| LC13:G06-279 | 1955 | House | 1828 Morningside | contributing | Standard Ranch | Peterson Construction | Kenneth C. & Nancy G. Delp |
| LC13:G06-280 | 1955 | House | 1817 Morningside | contributing | Standard Ranch | Peterson Construction | Helen L. Dunlap |
| LC13:G06-281 | 1959 | House | 1832 Morningside | contributing | Composite Ranch | Peterson Construction | Clayton L. & Shirley Rock |
| LC13:G06-282 | 1956 | House | 1836 Morningside | contributing | Massed Ranch | Peterson Construction | Donald W. & Charlotte Miller |
| LC13:G06-283 | 1956 | House | 1901 Morningside | contributing | Standard Ranch | Peterson Construction | Joseph & Mary M. Allen |
| LC13:G06-284 | 1956 | House | 6500 Franklin | contributing | Massed Ranch | Peterson Construction | Earl L. & Paula Parrish |
| LC13:G06-285 | 1956 | House | 6501 Franklin | contributing | Standard Ranch | Peterson Construction | |
| LC13:G06-286 | 1956 | House | 1915 Morningside | contributing | Standard Ranch | Peterson Construction | Emil G. & Esther G. Darnauer |
| LC13:G06-287 | 1956 | House | 1925 Morningside | contributing | Massed Ranch | Peterson Construction | Fredrick R. & Betty L. Pierson |
| LC13:G06-288 | 1956 | House | 1936 Morningside | contributing | Standard Ranch | Peterson Construction | George A. Maser |
| LC13:G06-289 | 1955 | House | 1935 Morningside | contributing | Standard Ranch | Peterson Construction | Richard G. & Sybil P. Ramage |
| LC13:G06-290 | 1955 | House | 2000 Morningside | contributing | Standard Ranch | Peterson Construction | LeRoy D. & Virginia M. Barta |
| LC13:G06-001 | 1955 | House | 1501 South 58th | contributing | Composite Ranch | Evans & Evans | Mrs. Ollie E. Gould |
| LC13:G06-166 | 1954 | House | 1625 Circle Dr | contributing | Massed Ranch | Dan S. Svoboda | Wallace W. & Erdene O. Lamphere |

Park Manor Residential Historic District

Lancaster County, Nebraska

Name of Property

County and State

| | | | | | | | |
|--------------|------|-------------------------------------|--------------------|--------------|--------------------------|------------------------------|--|
| LC13:G06-321 | 1957 | Vine Congregational Church | 1800 Twin Ridge Rd | contributing | Modern | | |
| LC13:G06-322 | 1956 | Vine Congregational Parsonage | 1825 Twin Ridge Rd | contributing | Massed Ranch | | |
| LC13:G06-323 | 1956 | House | 1841 Twin Ridge Rd | contributing | Massed Ranch | Irl Reed | |
| LC13:G06-324 | 1958 | House | 1851 Twin Ridge Rd | contributing | Standard Ranch | Evans & Evans | |
| LC13:G06-325 | 1959 | House | 1850 Twin Ridge Rd | contributing | Standard Ranch | Evans & Evans | |
| LC13:G06-326 | 1956 | House | 1840 Twin Ridge Rd | contributing | Contemporary Ranch | Irl Reed | |
| LC13:G06-327 | 1958 | House | 1861 Twin Ridge Rd | contributing | Split Level | Carl J. Dietrich | |
| LC13:G06-328 | 1955 | House | 1860 Twin Ridge Rd | contributing | Composite Ranch | Irl Reed | |
| LC13:G06-329 | 1955 | House | 1911 Twin Ridge Rd | contributing | Standard Ranch | Irl Reed | |
| LC13:G06-330 | 1955 | House | 1923 Twin Ridge Rd | contributing | Standard Ranch | Irl Reed | |
| LC13:G06-331 | 1955 | House | 1924 Twin Ridge Rd | contributing | Standard Ranch | Irl Reed | |
| LC13:G06-332 | 1955 | House | 1912 Twin Ridge Rd | contributing | Standard Ranch | Irl Reed | |
| LC13:G06-333 | 1955 | House | 1933 Twin Ridge Rd | contributing | Composite Ranch | Irl Reed | |
| LC13:G06-334 | 1955 | House | 1934 Twin Ridge Rd | contributing | Composite Ranch | Irl Reed | |
| LC13:G06-335 | 1962 | House | 2000 Twin Ridge Rd | contributing | Raised Ranch | E. C. Korst | |
| LC13:G06-336 | 1961 | House | 2001 Twin Ridge Rd | contributing | Standard Ranch | Jack Calloway | |
| LC13:G06-337 | 1961 | House | 2011 Twin Ridge Rd | contributing | Massed Ranch | Scheidt Bros | |
| LC13:G06-338 | 1962 | House | 2021 Twin Ridge Rd | contributing | Standard Ranch | Scheidt Bros | |
| LC13:G06-339 | 1976 | House | 2031 Broadmore Dr | Not Eligible | | Call Bros | |
| LC13:G06-340 | 1977 | House | 2011 Broadmore Dr | Not Eligible | | Mike Colbert & Robert Hoover | |
| LC13:G06-373 | 1963 | House | 6601 Franklin St | contributing | Inline Ranch | William Schmeiding | |
| LC13:G06-374 | 1958 | House | 6600 Franklin St | contributing | Two Level Split Ranch | Peterson Construction | |
| LC13:G06-376 | 1958 | House | 6540 Franklin St | contributing | Standard Ranch | Evans & Evans | |
| LC13:G06-377 | 1963 | House | 6531 Franklin St | contributing | Standard Ranch | William Wieman | |
| LC13:G06-420 | 1963 | House | 6807 Monterey Dr | contributing | Massed Ranch | E. C. Korst | |
| LC13:G06-421 | 1962 | House | 6811 Monterey Dr | contributing | Split Level | Marvin Lyman | |
| LC13:G06-422 | 1961 | May Morley School | 6800 Monterey Dr | contributing | Modern | | |
| LC13:G06-423 | 1966 | House | 6901 Monterey Dr | contributing | Split Level | Marvin Price | |
| LC13:G06-424 | 1972 | Church of the Nazarene | 1901 South 70th St | Not Eligible | | | |
| LC13:G06-425 | 1963 | House | 1900 Pacific Dr | contributing | Massed Ranch | E. C. Korst | |
| LC13:G06-426 | 1962 | House | 1910 Pacific Dr | contributing | Standard Ranch | Allan Race | |
| LC13:G06-427 | 1965 | House | 1921 Pacific Dr | contributing | Raised Ranch | E. C. Korst | |
| LC13:G06-428 | 1965 | House | 1931 Pacific Dr | contributing | Raised Ranch | E. C. Korst | |
| LC13:G06-429 | 1965 | House | 1941 Pacific Dr | contributing | Composite Ranch | E. C. Korst | |
| LC13:G06-430 | 1964 | House | 1930 Pacific Dr | contributing | Split Level | Robert J. Schmidt | |
| LC13:G06-431 | 1964 | House | 1940 Pacific Dr | contributing | Composite Ranch | E. C. Korst | |
| LC13:G06-432 | 1962 | House | 2000 Pacific Dr | contributing | Split Level | E. C. Korst | |
| LC13:G06-433 | 1966 | House | 6821 Saylor St | contributing | Massed Ranch | | |
| LC13:G06-434 | 1963 | House | 2010 Pacific Dr | contributing | Split Level | E. C. Korst | |
| LC13:G06-435 | 1965 | House | 2020 Pacific Dr | contributing | Split Level | E. C. Korst | |
| LC13:G06-436 | 1965 | House | 2011 Pacific Dr | contributing | Composite Ranch | E. C. Korst | |
| LC13:G06-455 | 1961 | House | 6820 South St | contributing | Massed Ranch | E. C. Korst | |

United States Department of the Interior
 National Park Service / National Register of Historic Places Registration Form
 NPS Form 10-900

OMB No. 1024-0018

Park Manor Residential Historic District

Lancaster County, Nebraska

Name of Property

County and State

| | | | | | | | |
|--------------|-------|--------------|------------------------|--------------|---------------------|-----------------------|----------------------|
| LC13:G06-456 | | House | 6850 South St | contributing | Minimal Traditional | | |
| LC13:G06-457 | c1900 | House | 6900 South St | Not Eligible | | | |
| LC13:G06-458 | 1955 | House | 6950 South St | contributing | Composite Ranch | | |
| LC13:G06-459 | 1957 | House | 1961 South 70th St | contributing | Massed Ranch | Peterson Construction | |
| LC13:G06-460 | 1954 | House | 6520 South St | contributing | Standard Ranch | | H. M. & Marie Decker |
| LC13:G06-461 | 1954 | Roberts Park | 56th St bet A & Sumner | contributing | | | |
| LC13:G06-467 | 1976 | House | 2030 Broadmore Dr | Not Eligible | | Call Bros | |
| LC13:G06-480 | 1955 | House | 1725 East Manor Dr | Contributing | Standard Ranch | Peterson Construction | |
| LC13:G06-481 | 1956 | House | 1825 Morningside Dr | Contributing | Standard Ranch | Peterson Construction | |
| LC13:G06-482 | 1956 | House | 1840 Morningside Dr | Contributing | Standard Ranch | Peterson Construction | |
| LC13:G06-483 | 1955 | House | 6115 Franklin St | Contributing | Standard Ranch | Peterson Construction | |
| LC13:G06-484 | 1961 | House | 5960 Sumner St | Contributing | Split Level | Jerry Raney | |

Park Manor Residential Historic District
Name of Property

Lancaster County, Nebraska
County and State

8. Statement of Significance

Applicable National Register Criteria

(Mark "X" in one or more boxes for the criteria qualifying the property for National Register listing.)

- A** Property is associated with events that have made a significant contribution to the broad patterns of our history.
- B** Property is associated with the lives of persons significant in our past.
- C** Property embodies the distinctive characteristics of a type, period, or method of construction or represents the work of a master, or possesses high artistic values, or represents a significant and distinguishable entity whose components lack individual distinction.
- D** Property has yielded, or is likely to yield information important in prehistory or history.

Criteria Considerations

(Mark "X" in all the boxes that apply.)

Property is:

- A** Owned by a religious institution or used for religious purposes.
- B** Removed from its original location.
- C** A birthplace or a grave.
- D** A cemetery.
A reconstructed building, object, or structure.
- E** A commemorative property.
- F** Less than 50 years of age or achieved significance within the past 50 years.

Areas of Significance

(Enter categories from instructions.)

COMMUNITY PLANNING AND DEVELOPMENT

ARCHITECTURE

Period of Significance

1954-1968

Significant Dates

1954-1956

Significant Person

(Complete if Criterion B is marked above.)

Cultural Affiliation

Architect/Builder

Peterson Construction

Evans and Evans Construction

Selmer Solheim, Jesse Miller, Robert Gibb, W. T. Stanford, M. A. Hackert, Boyer Bishop Windstrom

Statement of Significance Summary Paragraph (Provide a summary paragraph that includes level of significance, applicable criteria, justification for the period of significance, and any applicable criteria considerations.)

The Park Manor Historic District is eligible for listing in the National Register of Historic Places under Criterion A for its association with the suburban growth and development of Lincoln, Nebraska in the mid-1950s and early 1960s, and Criterion C for the architectural significance of its mid-century ranch and split level houses. After World War II, the United States experienced a housing shortage resulting from a number of factors, but among them the increased buying power of the new managerial class, GI loans available to returning veterans of the war, and an increased prosperity. New suburban neighborhoods, characterized by winding streets with few outlet streets to main arterials, wide streets, uniformity of housing design and lot size, and similar setbacks and settings. These types of areas were developed often by one main developer who may or may not be the builder of the houses themselves. In this case, Peterson Construction developed the area and designed and built the majority of the houses in the neighborhoods. Other builders bought lots and built houses either on spec or for buyers as well. Peterson Construction had the final say on house designs that were not built by Peterson, an effort that provided a great deal of continuity to the neighborhood. At the same time, the variety of materials and styles or configurations of the houses created a subtle variety. The resulting neighborhood has architectural interest while maintaining a uniformity of general conditions that clearly set these houses apart as a coherent district.

Narrative Statement of Significance (Provide at least **one** paragraph for each area of significance.)

Park Manor Historic District was platted during a relatively short period of time between 1954 and 1956 out of land that had formerly been farmland on the fringe of Lincoln, Nebraska. The vast majority of the houses were built between 1954 and 1961, with a handful of contributing properties that were built until 1968. The years after World War II yielded a period of unprecedented growth in Lincoln, as well as the rest of the United States. Between 1950 and 1955, in particular, Lincoln grew significantly. Lincoln gained almost ten thousand new houses in the decade following the war and an increased population of approximately 27,000 people between 1950 and 1956.¹⁰ In 1955, the middle of the period in which the area was platted, estimates indicated that growth was continuing much as it had been. Dwelling permits issued for the first four months of 1955 indicated that 1,692 housing units were planned for construction, costing roughly \$15 million.¹¹

Suburbanization Trend

Housing shortages just after World War II, along with a burgeoning population, led to a surge in housing construction in the decade after the war. In 1945, only 40% of American families owned their own homes.¹² Within fifteen years, that number would leap to 60%. In Lincoln, by 1955, that percentage was closer to 70%.¹³ New houses were built in brand new subdivisions platted on former farmland near the edges of cities. The domestic ideal began to change to a house on a large lot with a perfectly manicured lawn, a backyard patio for barbecues and entertaining, and wide curving streets that cut down on through-traffic. The new neighborhoods were thought to avoid many of the societal problems that were associated with older neighborhoods. There was no blight as everything was brand new. Traffic problems were generally unknown within the neighborhoods as the curvilinear roads shunted the traffic to the main arterials.

William Levitt is largely credited for the creation of the first suburb, a development in Long Island called Levittown. When he began the subdivision in 1946, he planned a fully designed community that included recreation and shopping areas, baseball diamonds, swimming pools, and meeting spaces. The houses sold for \$7,900 and came in either ranch or Cape Cod styles. Because they fit the need for housing, were affordable, and had amenities that appealed to buyers, he quickly sold over ten thousand houses by 1950.¹⁴ Using Levitt's basic plan as a model, developers across the country began to build similar suburbs.

The new suburbanization reflected not only a larger post-war population, but also an expansion of the middle class aided by increases in salaries and purchasing power, as well as by veteran, military and government credit guarantees. A soldier returning from the war was guaranteed access to \$2,000. Since the Federal Housing Authority was willing to underwrite mortgages of up to 80 or 90 percent of a home's value, the additional VA loan made it possible for millions to afford a

¹⁰ "7,253 Homes Built Here In Little Over 5 Years," *Lincoln Sunday Journal-Star*, May 27, 1956.

¹¹ "Cornfields Give Way To Burgeoning City," *Lincoln Sunday Journal-Star*, May 29, 1955.

¹² William H. Chafe, *The Unfinished Journey: America since World War II*, 2nd edition (New York: Oxford University Press, 1991), 111.

¹³ "Our New Way of Life – The Suburban Way," *Lincoln Sunday Journal-Star*, May 29, 1955.

¹⁴ Clifford Edward Clark, Jr., *The American Family Home: 1800-1960* (Chapel Hill, NC: University of North Carolina Press, 1986), 222.

home without the need for a down payment.¹⁵ For many, a home could be obtained more cheaply than renting an apartment or house. For instance, in 1950, a veteran could buy a Levitt house for only \$56 per month, while the average monthly rent for an apartment in most cities was \$93.¹⁶ Quoted in the *Lincoln Journal-Star*, *Harper's Magazine* extolled the egalitarian nature of the new neighborhoods stating that "Socially, these communities have neither history, tradition, nor established structure – no inherited customs, institutions, socially important families or big houses."¹⁷ Everyone who could afford to do so came to the neighborhood on an equal footing, similar to one another in age and income.

In 1956, the economy of the United States shifted from an industrial to a "post-industrial" state, with white-collar workers outnumbering blue-collar workers for the first time. "The new jobs were in occupations that served the consumer, such as sales personnel in automobile show rooms and appliance stores, telephone operators, government bureaucrats, bank tellers, investment counselors, advertising people."¹⁸ These were jobs that aimed to enhance the customer's life, not help provide the most basic of necessities as before. The greatest impact of this change was in the new "managerial class." This group of workers was salaried, which along with the nature of their work set them aside from wage-earning blue-collar workers. The rise in this segment of the population and their relative economic power led to subdivisions of these new workers, all leaving the house at roughly the same time and returning at the same time, driving the same sorts of cars and having similar lives. These career similarities are seen in Park Manor. A perusal of Lincoln City Directories for this era shows a long list of professional, white-collar workers from a small number of careers, including college professors, business owners and managers, career Air Force personnel, workers in the insurance field, and so on.¹⁹ If this new "managerial class" reflected the new corporate worker, then suburbia came to represent the middle-class domestic ideal he provided for his family. In the 1950s, suburban areas grew six times faster than the cities they abutted. On cheap land, developers built new communities of four room houses with all the newest gadgets. By 1960, one quarter of the American population lived in suburbia.²⁰ Instead of building independent suburban towns, Lincoln built suburban neighborhoods that were part of the city. Lincoln also annexed a number of smaller communities, such as University Place, Havelock, College View, and so on, and eventually filled in the spaces between with suburban neighborhood developments.

While some writers at the time acerbically described the suburbs as uniform houses rigidly aligned on similar roads at similar distances from each other, lived in by people of the same age group, same income and same class, others noted that there was an upward mobility that was indicated by the various neighborhoods. Generally speaking, the more affluent the homeowner, their more distant the property was from the city center, and the size of both the lot and the house swelled.²¹ In Park Manor, there is some differentiation of scale to the homes. The houses north of Sumner Street were "reserved for fine custom built homes \$25,000 and up."²² The houses south of Sumner fell more into the range of \$13,000 to \$20,000 and were situated on smaller lots closer together. They are more uniform in appearance.

The creators of the expanding post-war housing industry were the developers and homebuilders who orchestrated it. While builders did fill in some underdeveloped areas of previously established plats during this period, the history of suburbanization in the U.S. during the mid-20th century through today is characterized by the wholesale development of large tracts of land, often former farmland, into neighborhood communities. Working with a civil engineer, the developer would plan a proposed plat of the tract of land showing the location and width of streets, lots, and building and setback lines and easements. The plat had to indicate the existing and planned sanitary sewer lines, water mains, culverts and any other underground structures.²³ Provisions were made for schools, parks, and playgrounds. After review by the City Planning Department and public hearings before the Planning Commission and City Council, the developer made an agreement with the city to construct certain improvements and assess the costs of the improvements against the future property owners. Many houses were built on spec, many for a specific homeowner. Other builders might buy a series of lots within a developer's subdivision in order to build his own houses. In the case of Park Manor, any house plans built by other builders had to be approved by the developer to "ensure that you would like your neighbor's house."²⁴

Just as today, "housing starts," or the number of privately owned new houses on which construction has been started in a given period of time, are a lead indicator of the vitality of our economy. Although FHA loan guarantees were initially

¹⁵ Chafe, 113.

¹⁶ Clark, 222.

¹⁷ "Our New Way of Life – The Suburban Way," *Lincoln Sunday Journal-Star*, May 29, 1955.

¹⁸ Chafe, 114.

¹⁹ Lincoln City Directory, 1960.

²⁰ Chafe, 117.

²¹ Chafe, 118.

²² Park Manor Development Company Advertisement, *Lincoln Sunday Journal Star*, May 27, 1956.

²³ "This Is How Farmland Becomes City Subdivision," *Lincoln Sunday Journal-Star*, May 29, 1955.

²⁴ "Subdivisions Big Force in Developing City," *Lincoln Sunday Journal-Star*, May 27, 1956.

opposed by many congressmen when first approved as a New Deal program in 1934, fearing that it would lead to a regimentation of home-finance and result in a welfare state, supporters of the bill observed that a revived construction industry could provide thousands of jobs for the unemployed.²⁵ These guarantees, along with a high demand for housing, resulted in a mid-century surge of construction that culminated in a record 1.65 million housing starts in 1955, and leveled off at just over 1.5 million for the next five years. By the next decade, housing construction in the country produced improvements that averaged \$14 billion in sales per year.²⁶ During this post-war era, houses grew in size from 800 square feet to approximately 1,250, and the costs, while affordable with government guarantees, grew from \$8,000 to an average of \$15,000. In Lincoln in 1956, houses were averaging \$15,000 to \$18,000 in cost, up from \$12,000 a few years before.²⁷ Between 1951 and 1956, 7,253 houses had been constructed in Lincoln, at a total value of \$51,241,810. In addition to Park Manor, the *Lincoln Journal-Star* mentioned fifteen other suburban subdivisions that were actively being built and marketed in and around Lincoln.²⁸

Ranch Houses

Between the numbers of families seeking new housing and the government loan guarantees that made such purchases possible, developers discovered there were great profits to be made for everyone. If they could acquire “unused” land on the edges of cities cheaply, pass the costs of infrastructure improvements along to the buyers, and build similar house plans over and over again using pre-cut lumber and other innovations, the profits could be immense. This is not to say, however, that the houses were not planned with a great deal of thought to the desires of the modern family. Developers hired social scientists to study the typical family and compared the statistics on people’s residential environments and crime statistics or family stability. Such studies were done in Lincoln. The Strauss Brothers, contemporaries of Peterson Construction, hired architects George and John Unthank and sociologists from UNL to study the modern family and the types of houses that would fit their needs. The resulting design was called a Trend Home, and Strauss Brothers built more than 400 of them in Eastridge Neighborhood.²⁹

After researching the most common dream house, builders tried to provide what was desired. Many of the trends were common regardless of the region in which the family resided. Families wanted to buy a new house with a modern, more open and flexible floor plan. They wanted a house built of up-to-date materials with the latest appliances. They wanted air conditioning as it became more common after 1950. Families wanted big picture windows to provide a more open feel to their rooms and to “bring the outside in.” Ample windows would allow children to be observed while they were outside, while the popular open floor plans would ensure they could be observed inside as well. A “living area” consisting of the kitchen, dining room and living room ensured togetherness. Doors did not separate these rooms. In smaller, more affordable versions of the dream house, the kitchen was enlarged slightly and the dining room eliminated. Private bedroom areas were separated by doors and full height walls to ensure quiet and privacy.

These houses and homebuyers’ requirements changed over the course of the 1940s and 1950s. Immediately after World War II, the housing shortage required that houses be built quickly and inexpensively. An easy way to cut cost and time was to eliminate the construction of a basement. It saved labor for the excavation, and it saved materials. As long as a furnace and possibly an air conditioner could be tucked into a store room and some storage space could be provided, these simple houses accommodated the need for both speed of construction and space. After a while, however, property owners missed the convenience of having a basement for storage and additional living space. By the mid-1950s, the basement-less housing trend was beginning to reverse.³⁰ Forty-one percent of houses started in 1954 had basements, an increase of 5% from four years before. Within Park Manor, Peterson Construction gave new homeowners a choice. For the same price, they could either choose a two-car garage and no basement, or a one-car garage on a house with a basement.

Two new types of rooms began to appear in houses. One was the main floor utility room, a space for perhaps a clothes washer, the furnace, and some storage. These were particularly necessary in houses built on a slab of concrete as there was no basement in which to tuck these machines away. The other new type of room was the “family room.”³¹ It was expected to be a multipurpose room for children’s needs and activities. In some it was called a rumpus room, implying a use that did not have to be careful or monitored by a parent. It might have a tile or linoleum floor for dancing, a table for

²⁵ Gwendolyn Wright, *Building the Dream: A Social History of Housing in America* (Cambridge, MA: The MIT Press, 1981), 241.

²⁶ Clark, 224.

²⁷ “Average Home in \$15-18,000 Bracket,” *Lincoln Sunday Journal-Star*, May 27, 1956.

²⁸ “7,253 Homes Built Here In Little Over 5 Years,” *Lincoln Sunday Journal-Star*, May 27, 1956.

²⁹ Mead and Hunt, *Nebraska Historic Buildings Survey: Survey Findings Report Eastridge Neighborhood* (August 2006), 8.

³⁰ “Trend Turns On Basements,” *Lincoln Sunday Journal-Star*, May 29, 1955.

³¹ Wright, 255.

games, or comfortable furniture for watching the family television. The living room it replaced became a rarely used formal space for adults only.

A few traditional parts of houses likewise disappeared. For many, porches were determined to be too expensive to incorporate into house plans, and it was thought that the family would enjoy as much a patio on the back of the house facing the yard. The effect of this change was that outdoor time was a much more private affair than it had been previously, and the social conventions of the past that included walks through the neighborhood and visiting neighbors on their porches disappeared. Visitors to backyards had to be explicitly invited. Vestibule entries also were no longer used on the new house designs. Between weatherstripping, increasingly efficient furnaces, and thermostats controlling house temperatures, one did not need a transitional space between outdoors and indoors to maintain a constant temperature, and the space could be better utilized in some other way.³²

Peterson Construction and other Builders

Park Manor was platted in the midst of substantial national and local housing growth. Within two years of its platting, Park Manor already counted 150 completed houses, with space for another three hundred or so, most of which would be built in the next four years, although a handful would be built later, a few per year from 1963 through 1968.³³ Without question, Peterson Construction, the development company responsible for the platting of Park Manor, built the largest number of houses within the neighborhood. According to building permits filed with the city of Lincoln, they filed five times more permit requests than their closest competitor within Park Manor, Evans and Evans.

Peterson Construction Company was founded in 1932 by Ervin Peterson, who bought some equipment from a carpenter in Lincoln named Felix A. Lorenz for \$150.00.³⁴ Prior to World War II, Peterson Construction built custom homes. During the war, when building supplies were controlled by the government, the company built tract houses in Bellevue, Wahoo and Hastings, near hubs of WWII activity. Immediately after the war, there were lots available in Lincoln, and Peterson began building small ranch houses around town. The company built a number of houses in the Eastborough subdivision near 70th and Vine, for instance. By the early 1950s, lots became scarce, so Peterson Construction started getting into the business of subdivision development. Park Manor was their first subdivision that was originally bound from A to South Streets and 56th Street to 62nd Street. While they built a large percentage of the houses in the area, they also sold lots to other builders. Peterson Construction would also go on to develop the Wedgewood, Southwood and Thunderbird Estates in Lincoln, Nebraska, before going out of business in 1986, a victim of the 1980s recession.³⁵

Initially, Peterson Construction purchased house plans from Better Homes and Gardens. Eventually they hired a trained architect, Herb J. Whitman, who designed most of their houses. Advertisements from the era described "Peterson Preferred Homes" as having "every comfort you want."³⁶ New technologies abounded, including Bryant forced air gas furnaces, Bryant air conditioning, Hummer System laminated walls and ceilings, 30-gallon water heaters, and G.E. garbage disposals, Thermador built in oven and range, and a pre-fabricated truss roof system to speed construction. Other features included panel window walls, tile counters in kitchens and baths, twin lavatories, birch slab doors, breakfast space in the kitchen, slate in the entrance and hall floors.

Peterson Construction was a family affair. In addition to founder Ervin Peterson, the company also employed Ervin's son, Robert, and daughter, Mrs. Ronald Merry. Both Petersons would build houses within the neighborhood for their families. Being the developers of the neighborhood, they were allowed to name the streets. A few were named after family members (Diana, Rusty), and a few were named after vacation spots they either enjoyed or thought would give the neighborhood a pleasant cache (Bermuda, Monterey, Riviera, Pacific). Early streets were given pastoral names that harkened to the landscape or other features of nature (Skyline, Sunset, Crestline, Twin Ridge). Those named after landscape features were not always accurate. Crestline Drive actually followed the bed of a shallow creek. They were also able to name streets in ways that would not be permitted by the city later on, largely due to their likelihood to cause confusion. East Manor Drive and West Manor Drive created a "U" shape around Crestline Drive, but had similar house numbers, causing confusion. Likewise, Bermuda Drive had East, West and South derivations, causing further potential for confusion.

³² Clark, 229.

³³ "Subdivisions Big Force in Developing City," *Lincoln Sunday Journal-Star*, May 27, 1956.

³⁴ Interview with Robert Peterson, son of Irvin Peterson.

³⁵ "Ranch-style homes have rich history in Lincoln," *Lincoln Journal-Star*, August 15, 2009.

³⁶ "Peterson Preferred Homes Presents Your "Feature" Home", advertisement in *Lincoln Sunday Journal Star*, September 20, 1953.

In addition to Peterson Construction, a wide variety of builders constructed between one and forty houses in Park Manor and Park Manor East. Evans and Evans routinely bought up lots on one side of a street and built the houses on all of them. They built forty-two houses over the course of the 1950s and early 1960s within Park Manor. E. C. Korst built nineteen houses in Park Manor, including nine houses on the “even side” of Pacific Drive, which were built between 1962 and 1965. He also built three houses next to each other on Skyline Drive in 1956. Hacker & Hacker built fourteen houses, mostly on West Manor Drive and Crestline Drive, between 1955 and 1960. Irl Reed, a builder who came to the neighborhood early, built nine houses, all of them on Twin Ridge Road and all of them were built in 1955. Other builders in Park Manor included A. T. Jensen, Adolph Hock Jr., Carl Dietrich, Duane Larson, Joe Reed, Les Lindberg, Norval Brandt, and others. Only fifteen of 479 contributing houses in the district were designed by an architect other than those employed by their builders. All of these fifteen houses were built in the area of the neighborhood north of Sumner Street, or the area delineated by Peterson Construction for houses costing more than \$25,000. None of the fifteen architects designed more than one house in the neighborhood.

9. Major Bibliographic References

Bibliography (Insert bibliography here – cite the books, articles and other sources used in preparing this form.)

- Alley Poyner Macchietto Architecture. *Reconnaissance Level Survey for Selected Mid-Century Modern Neighborhoods: Omaha Historic Building Survey*. Prepared for City of Omaha Certified Local Government and the Nebraska State Historical Society. 2010.
- Building Permits. City of Lincoln, Lincoln, Nebraska.
- Chafe, William H. *The Unfinished Journey: America since World War II, 2nd edition*. New York: Oxford University Press, 1991.
- City Directory. Lincoln, Nebraska. 1960.
- City Directory. Lincoln, Nebraska. 1966.
- Clark, Clifford Edward, Jr. *The American Family Home: 1800-1960*. Chapel Hill, NC: University of North Carolina Press, 1986.
- Park Manor Advertisement. 1955.
- Park Manor East Advertisement, 1957.
- Mead and Hunt. *Nebraska Historic Buildings Survey: Survey Findings Report Eastridge Neighborhood*. August 2006.
- “Ranch-style homes have rich history in Lincoln.” *Lincoln Journal-Star*. August 15, 2009.
- McAlester, Virginia and Lee. *A Field Guide to American Houses*. New York: Alfred A. Knopf, 1997.
- Wright, Gwendolyn. *Building the Dream: A Social History of Housing in America*. Cambridge, MA: The MIT Press, 1981.
- “You and Your Home.” *Lincoln Sunday Journal and Star*. May 29, 1955.

Previous documentation on file (NPS):

- preliminary determination of individual listing (36 CFR 67 has been requested)
- previously listed in the National Register
- previously determined eligible by the National Register
- designated a National Historic Landmark
- recorded by Historic American Buildings Survey # _____
- recorded by Historic American Engineering Record # _____
- recorded by Historic American Landscape Survey # _____

Primary location of additional data:

- State Historic Preservation Office
- Other State agency
- Federal agency
- Local government
- University
- Other (Name of repository) _____

Historic Resources Survey Number (if assigned): _____

10. Geographical Data

Acreage of property 215 USGS Quadrangle Lincoln

UTM References

Datum (indicated on USGS map): WGS84

NAD 1927 or NAD 1983

1. Zone 14 Easting 698749 Northing 4519102

| | | | | | | |
|-----|------|----|---------|--------|----------|---------|
| 2. | Zone | 14 | Easting | 698759 | Northing | 4518560 |
| 3. | Zone | 14 | Easting | 699022 | Northing | 4518570 |
| 4. | Zone | 14 | Easting | 699028 | Northing | 4518405 |
| 5. | Zone | 14 | Easting | 699158 | Northing | 4518409 |
| 6. | Zone | 14 | Easting | 699157 | Northing | 4518500 |
| 7. | Zone | 14 | Easting | 699353 | Northing | 4518504 |
| 8. | Zone | 14 | Easting | 699359 | Northing | 4518344 |
| 9. | Zone | 14 | Easting | 699405 | Northing | 4518344 |
| 10. | Zone | 14 | Easting | 699406 | Northing | 4518302 |
| 11. | Zone | 14 | Easting | 700369 | Northing | 4518324 |
| 12. | Zone | 14 | Easting | 700357 | Northing | 4518726 |
| 13. | Zone | 14 | Easting | 699555 | Northing | 4518717 |
| 14. | Zone | 14 | Easting | 699544 | Northing | 4519126 |

Verbal Boundary Description (Describe the boundaries of the property.)

The boundary for the Park Manor Residential Historic District includes the land historically associated with the Park Manor Subdivision, which was platted in 1954, a small area called the Hamptons Replat from 1955, and Park Manor East, which was platted in 1956. The historic district is encompassed by four major thoroughfares in east Lincoln, including A Street, South Street, 56th Street and 70th Street, but excludes three small subdivisions on the fringes that fall outside the period of significance. The excluded areas include: the 2nd Addition to Normal (platted in 1892) from Franklin to South and 56th to 58th Streets; The Huntington Addition (platted in 1963, but most constructed later) which includes the rear property lines of East Manor Drive to 70th Street, and the rear property lines of Sumner to A Street; and finally Park Manor South (platted in 1970) which includes the rear property lines of Franklin Street, East Manor Drive, and South Street.

Boundary Justification (Explain why the boundaries were selected.)

The boundary includes the three subdivisions that were platted within a three year period of time from 1954 to 1956, and includes only the areas that are similar in history and architecture.

11. Form Prepared By

name/title Jill E. Dolberg, Review and Compliance Coordinator
organization Nebraska State Historical Society date January 9, 2013
street & number 1500 R Street, Box 82554 telephone (402) 471-4773
city or town Lincoln state Nebraska zip code 68501-2554
email Jill.dolberg@nebraska.gov

Additional Documentation

Submit the following items with the completed form:

- **Maps:** A **USGS map** or equivalent (7.5 or 15 minute series) indicating the property's location.
- **Sketch map** for historic districts and properties having large acreage or numerous resources. Key all photographs to map.
- **Additional items:** (Check with the SHPO for any additional items.)

Photographs

Submit clear and descriptive photographs. The size of each image must be 1600x1200 pixels (minimum), 3000x2000 preferred, at 300 ppi (pixels per inch) or larger. Key all photographs to the sketch map. Each photograph must be numbered and that number must correspond to the photograph number on the photo log. For simplicity, the name of the photographer, photo date, etc. may be listed once on the photograph log and doesn't need to be labeled on every photograph.

Photo Log

Name of Property Park Manor Residential Historic District

City or Vicinity Lincoln County Nebraska State Nebraska

Photographer Various Date Photographed Various

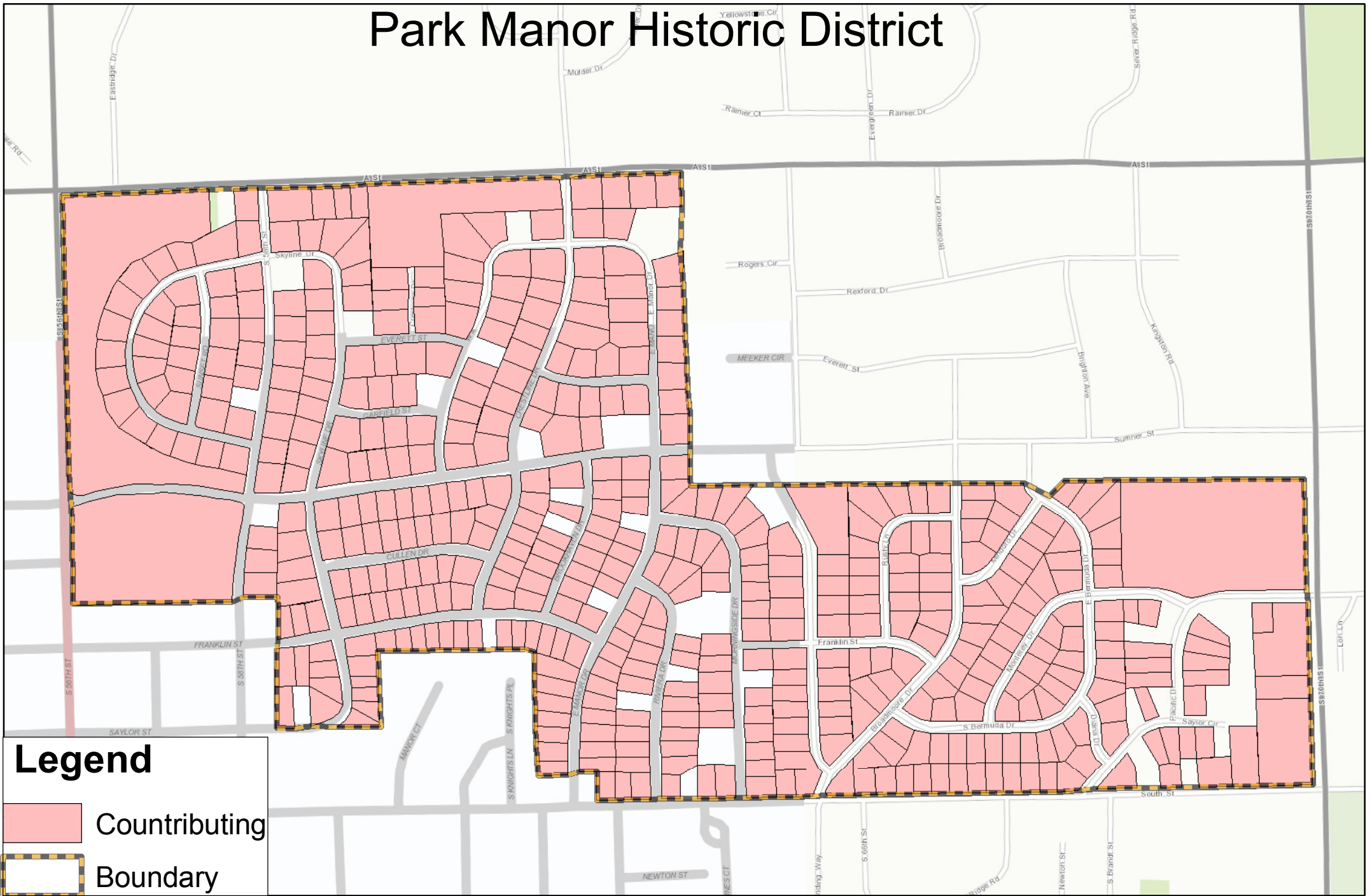
Description of Photograph(s) and number, include description of view indicating direction of camera.

1. 6850 South Street, LC13:G06-456, Patrick Haynes, July 9, 2009, view northeast
2. 6015 Sumner Street, LC13:G06-177, Jessie Nunn, October 30, 2008, view south
3. 1860 Rusty Lane, LC13:G06-368, Patrick Haynes, July 9, 2009, view east
4. 6121 Sumner Street, LC13:G06-180, Jessie Nunn, October 30, 2008, view south
5. 1730 Crestline Drive, LC13:G06-111, Jessie Nunn, October 29, 2008, view southeast
6. 1501 South 58th Street, LC13:G06-001, Jessie Nunn, October 27, 2008, view northwest
7. 1600 Sunset Road, LC13:G06-154, Jessie Nunn, October 30, 2008, view northeast
8. 5930 Garfield Street, LC13:G06-044, Jessie Nunn, October 27, 2008, view northwest
9. 5825 A Street, LC13:G06-246, Jessie Nunn, October 31, 2008, view south
10. 6610 Franklin Street, LC13:G06-375, Patrick Haynes, July 9, 2009, view northwest
11. 1640 South 58th Street, LC13:G06-006, Jessie Nunn, October 27, 2008, view north
12. 5915 Garfield Street, LC13:G06-045, Jessie Nunn, October 27, 2008, view southwest
13. Landscape view along East Manor Drive looking north near Everett Street, Jill Dolberg, May 3, 2013.
14. Landscape view along Circle Drive looking north along the curve, Jill Dolberg, May 3, 2013
15. Landscape view along Franklin Street looking west from Brookhaven, Jill Dolberg, May 3, 2013
16. Landscape view along East Manor Drive looking south toward South Street, Jill Dolberg, May 3, 2013



Paperwork Reduction Act Statement: This information is being collected for applications to the National Register of Historic Places to nominate properties for listing or determine eligibility for listing, to list properties, and to amend existing listings. Response to this request is required to obtain a benefit in accordance with the National Historic Preservation Act, as amended (16 U.S.C.460 et seq.).

Estimated Burden Statement: Public reporting burden for this form is estimated to average 100 hours per response including time for reviewing instructions, gathering and maintaining data, and completing and reviewing the form. Direct comments regarding this burden estimate or any aspect of this form to the Office of Planning and Performance Management, U.S. Dept. of the Interior, 1849 C. Street, NW, Washington, DC.

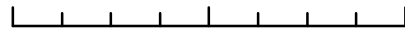
Park Manor Historic District



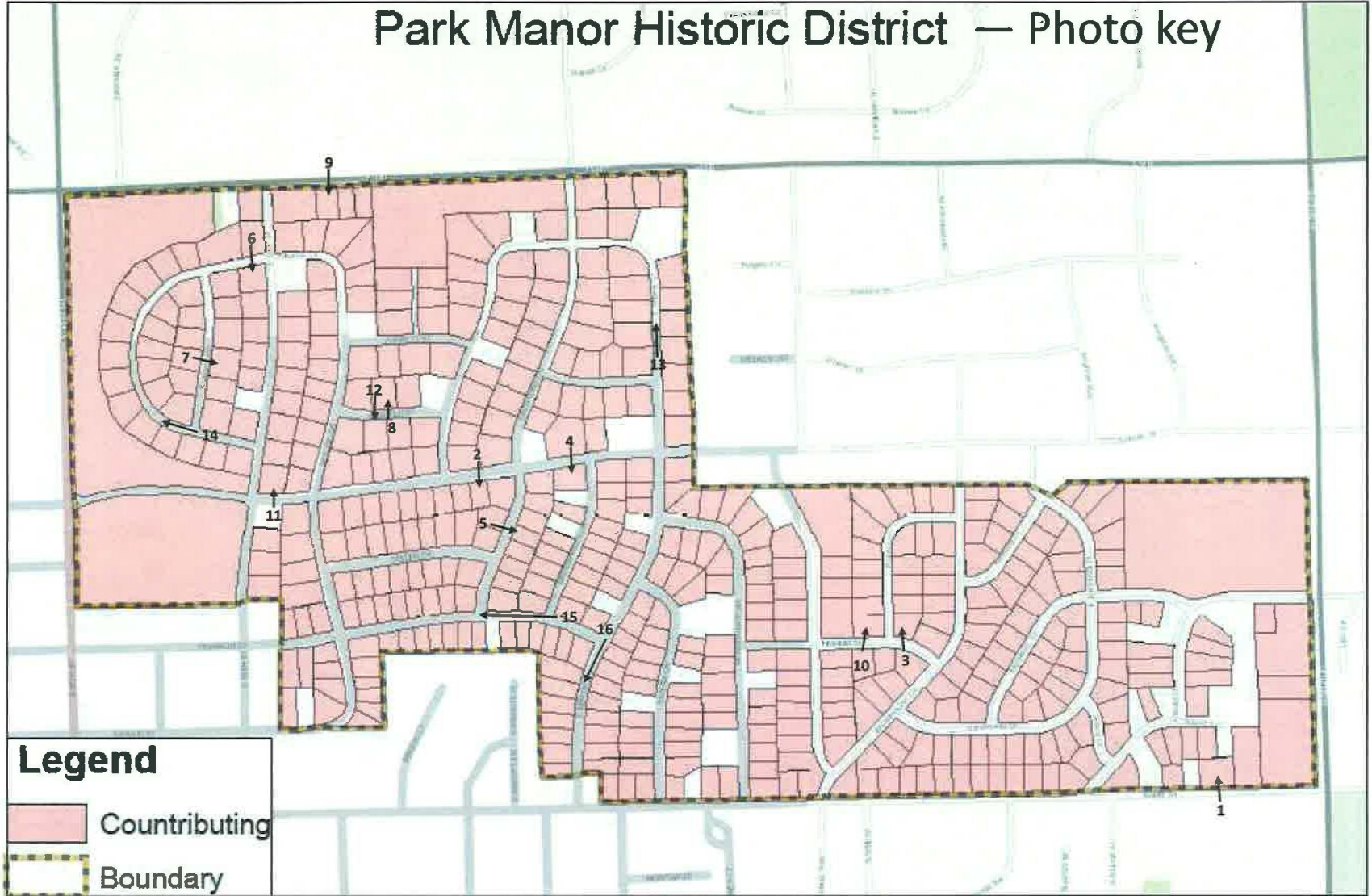
Legend

-  Contributing
-  Boundary

0 0.05 0.1 0.2 Miles




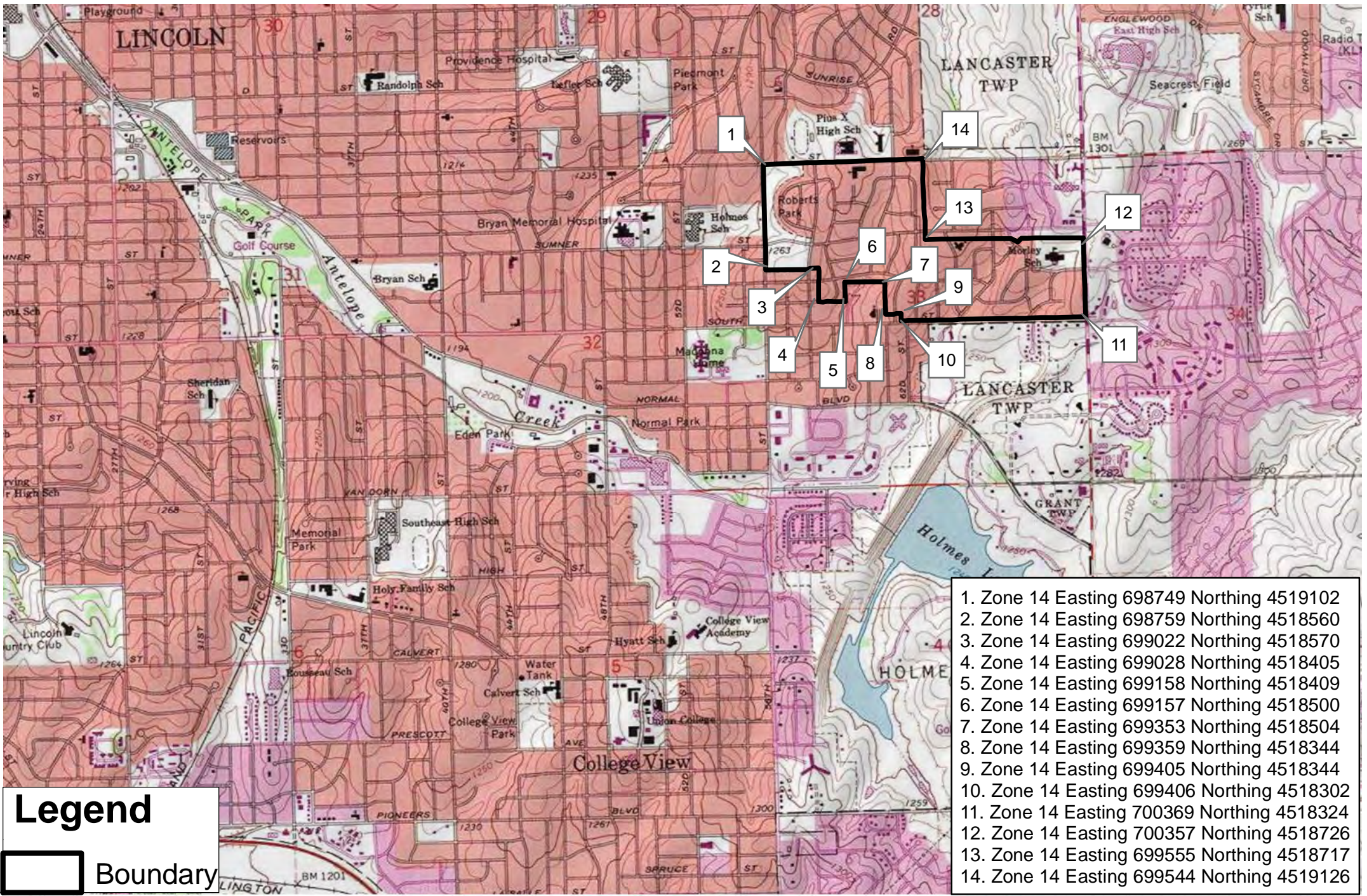
Park Manor Historic District — Photo key



Legend

-  Contributing
-  Boundary





- 1. Zone 14 Easting 698749 Northing 4519102
- 2. Zone 14 Easting 698759 Northing 4518560
- 3. Zone 14 Easting 699022 Northing 4518570
- 4. Zone 14 Easting 699028 Northing 4518405
- 5. Zone 14 Easting 699158 Northing 4518409
- 6. Zone 14 Easting 699157 Northing 4518500
- 7. Zone 14 Easting 699353 Northing 4518504
- 8. Zone 14 Easting 699359 Northing 4518344
- 9. Zone 14 Easting 699405 Northing 4518344
- 10. Zone 14 Easting 699406 Northing 4518302
- 11. Zone 14 Easting 700369 Northing 4518324
- 12. Zone 14 Easting 700357 Northing 4518726
- 13. Zone 14 Easting 699555 Northing 4518717
- 14. Zone 14 Easting 699544 Northing 4519126

Legend
 Boundary







For Sale



1860





















NO PARKING
IN FRONT OF
BUS STOP
OR
BUS STOP
SIGN







UNITED STATES DEPARTMENT OF THE INTERIOR
NATIONAL PARK SERVICE

NATIONAL REGISTER OF HISTORIC PLACES
EVALUATION/RETURN SHEET

REQUESTED ACTION: NOMINATION

PROPERTY NAME: Park Manor Residential Historic District

MULTIPLE NAME:

STATE & COUNTY: NEBRASKA, Lancaster

DATE RECEIVED: 7/19/13 DATE OF PENDING LIST: 8/19/13
DATE OF 16TH DAY: 9/03/13 DATE OF 45TH DAY: 9/04/13
DATE OF WEEKLY LIST:

REFERENCE NUMBER: 13000675

REASONS FOR REVIEW:

APPEAL: N DATA PROBLEM: N LANDSCAPE: N LESS THAN 50 YEARS: Y
OTHER: N PDIL: N PERIOD: N PROGRAM UNAPPROVED: N
REQUEST: Y SAMPLE: N SLR DRAFT: N NATIONAL: N

COMMENT WAIVER: N

ACCEPT RETURN REJECT 9/4/2013 DATE

ABSTRACT/SUMMARY COMMENTS:

District composed of primarily ~~Renovated~~ houses
Reflects suburbanization of Omaha

RECOM./CRITERIA Accept AHC

REVIEWER J. Crabbe DISCIPLINE _____

TELEPHONE _____ DATE _____

DOCUMENTATION see attached comments Y/N see attached SLR Y/N

If a nomination is returned to the nominating authority, the nomination is no longer under consideration by the NPS.



July 15, 2013

J. Paul Loether
National Register—National Historic Landmarks Programs
National Park Service
1201 "I" Street NW, 8th Floor
Washington, DC 20005

RE: Park Manor Residential Historic District
Lincoln, Lancaster County, Nebraska

Dear Mr. Loether:

The enclosed disk contains the true and correct copy of the nomination for the above referenced property to the National Register of Historic Places. This form has met all notification and other requirements as established in 36 CFR 60.

If you have any questions concerning this nomination, please let me know.

Sincerely,

A handwritten signature in black ink that reads "Bob Puschendorf".

L. Robert Puschendorf
Deputy State Historic Preservation Officer

Enclosure

1500 R Street
PO Box 82554
Lincoln, NE 68501-2554
p: (800) 833-6747
(402) 471-3270
f: (402) 471-3100
www.nebraskahistory.org