



Scotchtown - front entrance



Scotchtown - gable end



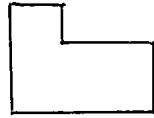
Scotchtown - rear entrance



Figure 1: Aerial view of Scotchtown. Excavated area is to the right along the edge of the woods.

PLAN OF YARD

Caretaker's House



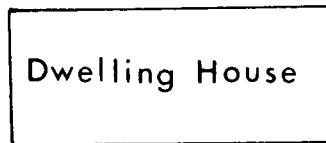
Ice House



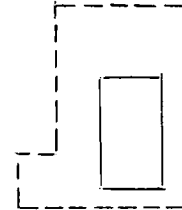
Law Office



Dwelling House



○ Existing Well



Excavated Area
Showing Location
of 1824 Kitchen