

NATIONAL REGISTER OF HISTORIC PLACES NOMINATION, GLACIER NATIONAL PARK

REGION: Rocky Mountain      PARK/AREA NAME: Glacier National Park      PARK NUMBER: 1430

STRUCTURE NAME: Lower Nyack Snowshoe Cabin      STRUCTURE NUMBER: 620

LOCATION OF STRUCTURE: West side of Nyack Creek Trail      QUADRANGLE NAME: Stanton Lake, MT

Zone Easting Northing      QUADRANGLE SCALE: 7.5-minute  
 UTM A: 12 301438 5374735

| CLASSIFICATION:                                    |   | NUMBER OF RESOURCES: |                 |
|--|---|----------------------|-----------------|
| OWNERSHIP OF PROPERTY:                             | CATEGORY:                                       | CONTRIBUTING         | NONCONTRIBUTING |
| <input type="checkbox"/> Private                   | <input checked="" type="checkbox"/> Building(s) | <u>1</u>             | <u>      </u>   |
| <input type="checkbox"/> Public-Local              | <input type="checkbox"/> District               | <u>      </u>        | <u>      </u>   |
| <input type="checkbox"/> Public-State              | <input type="checkbox"/> Site                   | <u>      </u>        | <u>      </u>   |
| <input checked="" type="checkbox"/> Public-Federal | <input type="checkbox"/> Structure              | <u>      </u>        | <u>      </u>   |
| <input type="checkbox"/> Mixed/private & public    | <input type="checkbox"/> Object                 | <u>1</u>             | <u>      </u>   |
|  |   |                      | TOTAL           |

ARCHITECTURAL DESCRIPTION AND EVALUATION:

The Lower Nyack snowshoe cabin is a one-story log cabin measuring 15x19' with a 9' porch extension. The walls are saddle-notched logs with concrete chinking and square-cut crowns beneath the gable ends. The structure has a solid wood entry with a wood stoop, and the windows are secured with metal bars. The gable end is uniquely framed with queen posts. The collar beam, tie beam, and rafters are logs, with slight battering of crowns. The roof surface is corrugated metal. The overall condition of the structure is very good, but there is some rot on purlin crowns. The cabin is a typical log snowshoe cabin with a gable roof extension that creates a front porch area. This basic, variable design evolved from the early snowshoe cabins in Yellowstone National Park. Most backcountry patrol and snowshoe cabins constructed in the 1920s were built by local carpenters at a cost of between \$350 and \$500. The Lower Nyack snowshoe cabin maintains good integrity and is a significant example of an early backcountry rustic building in Glacier.

HISTORICAL DEVELOPMENT AND EVALUATION:

DATE OF CONSTRUCTION: 1927

This cabin is one of many similar structures built in Glacier National Park during the 1920s and 1930s to facilitate the supervision of lands within the park boundaries. The park's rugged topography and the often rapidly changing weather conditions made it imperative that these cabins be built at strategic points to protect rangers charged with park surveillance. The cabins were usually located 8 to 12 miles from a permanent ranger station. Thus, a park ranger could spend a number of days on patrol duty without returning to the station for supplies or shelter. The Lower Nyack snowshoe cabin is significant because it illustrates an important aspect in the development and administration of Glacier National Park.

STATEMENT OF SIGNIFICANCE:

The Lower Nyack snowshoe cabin is a significant resource both architecturally and historically. Therefore, it meets the eligibility requirements for listing on the National Register of Historic Places under criteria a and c.

BIBLIOGRAPHIC REFERENCE:

FORM PREPARED BY:

DATE: June 1984

NAME/TITLE:

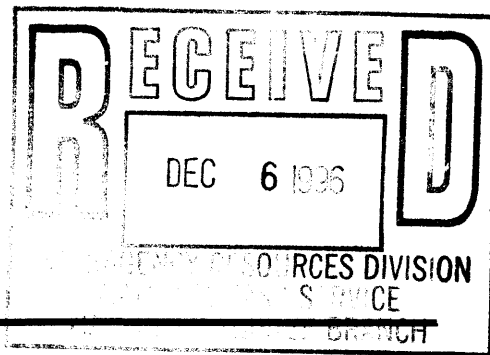
ORGANIZATION: Historical Research Associates, P.O. Box 7086, Missoula, MT 59807-7086

86000356

United States Department of the Interior  
National Park Service


### National Register of Historic Places Continuation Sheet

Lower Nyack Snowshoe Cabin (addendum), Flathead County, MT.



#### 3. State/Federal Agency Certification

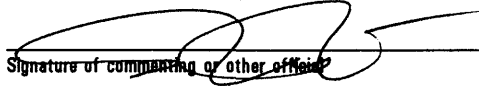
As the designated authority under the National Historic Preservation Act of 1986, as amended, I hereby certify that this X nomination    request for determination of eligibility meets the documentation standards for registering properties in the National Register of Historic Places and meets the procedural and professional requirements set forth in 36 CFR Part 60. In my opinion, the property X meets    does not meet the National Register Criteria. I recommend that this property be considered significant    nationally    statewide X locally. (   See continuation sheet for additional comments.)

  
Signature of certifying official/Title

12.5.95  
Date

National Park Service  
State or Federal agency or bureau

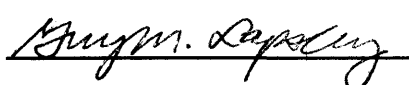
In my opinion, the property    meets    does not meet the National Register criteria.

  
Signature of commenting or other official

SEP 29 1995  
Date

Montana State Historic Preservation Office  
State or Federal agency and bureau

#### 4. National Park Service Certification

| I, hereby certify that this property is:  | Signature of the Keeper   | Date of Action |
|---|---|----------------|
| <u>  </u> entered in the National Register<br><u>  </u> see continuation sheet                  |   |                |
| <u>  </u> determined eligible for the National Register<br><u>  </u> see continuation sheet     |   |                |
| <u>  </u> determined not eligible for the National Register<br><u>  </u> see continuation sheet |   |                |
| <u>  </u> removed from the National Register<br><u>  </u> see continuation sheet                |   |                |
| <input checked="" type="checkbox"/> other (explain)<br><u>Additional Documentation Accepted</u> | <u></u> | <u>1/19/96</u> |

United States Department of the Interior  
National Park Service

## National Register of Historic Places Continuation Sheet

Section number                      7                      Page    2                      Lower Nyack Snowshoe Cabin (addendum), Flathead  
County, MT.

---

### Building Interior

The Lower Nyack Snowshoe Cabin is listed in the National Register of Historic Places. Additional documentation is provided below for the purpose of describing and evaluating the interior for integrity and significance.

#### 7. Narrative Description

##### Summary

Beginning in the 1920s, patrol or "snowshoe" cabins were constructed from a standardized plan, modified to fit each site's unique terrain and the available building materials. Glacier National Park's cabins were of "substantially the same design" as those used in Yellowstone National Park. The Yellowstone cabins were, in turn, close replicas of USFS patrol cabins that mimicked the design of trappers' cabins. The patrol cabins were constructed one-day's travel (8-12 miles) apart, providing shelter for rangers patrolling the park's vast backcountry.

Due to their remote locations, the cabins were generally constructed of locally harvested log; interior walls were unfinished yet often chinked with saplings. The Slide Lake Cabin, only one and one half miles from a road along the sparsely timbered east flank of the Rocky Mountain Front, and the Fielding Cabin, one quarter mile from the Burlington Northern railroad tracks, are the only cabins of frame construction. Softwood shiplap planks of varied width (some as narrow as three inches, some as wide as twelve inches, most four to six inches) covered the floors. A trap door constructed of floor planks provided access to the requisite bear/rodent/frost-proof cellar, finished with poured concrete/mesh and stocked with a minimum supply of rations. Ceilings were open truss, exposing log purlins and heavy roof boards. Windows and doors were fitted wood frame, set within the log wall without surrounds; in part due to the small size of the units, the small multi-light windows were a significant design element. Doors were generally vertical-plank with cross-braces, constructed on site and secured with iron hinges, latches, and bolts. The easily accessed Fielding Patrol Cabin was fitted with a paneled door.

Furnishings were also standard, the result of similar use and space limitations. The door of the large frame wall-mounted cupboard was bottom hinged and fitted with two folding legs; when opened it provided a table. Metal hooks or shelves, strategically located, provided support for oil lamps. Bunk beds — the upper often of a "suspended fold-up design" — maximized the limited space. A single stove provided heat as well as a cooking surface.

##### Lower Nyack Snowshoe Cabin, (#620), 1927

This one-room backcountry building, a day's hike north from the Theodore Roosevelt Highway, matches the basic patrol cabin design except for its larger size (18' x 14"). The sole entry, facing south to Nyack Creek, is constructed of alternating planks (creating a board-and-batten appearance) on the exterior and five 6" vertical

United States Department of the Interior  
National Park Service

## National Register of Historic Places Continuation Sheet

Section number      7, 8, Photographs      Page    3      Lower Nyack Snowshoe Cabin (addendum),  
Glacier Co., MT.

planks, secured with a diagonal brace, on the interior. Large metal hinges extend completely across the door and along the adjacent log wall. Seven-inch shiplap, painted grey, covers the floor; half-round sill logs act as baseboards. A trap door, also constructed of 7" shiplap and opened with a sunken circular pull, provides access to the root cellar. (This root cellar is lined with cement and screened against rodents. Two large shelving units filled with canned food dominate the space.) Interior walls are log, chinked with split saplings. The ceiling is open to the roof, exposing the five log purlins and heavy roof planks.

Furnishings are standard: two metal bedsprings, bedding storage boxes, wooden chairs, a Coleman stove, two Coleman lanterns suspended from ceiling hooks, snowshoes, trail maintenance tools, and a large wall-mounted cabinet with fold out table. A second cupboard, located near the door, is constructed of 5" tongue-and-groove boards secured with long metal hinges. The large wood stove, placed on four bricks and paired with a modern movable sheet metal screen, appears to be a relatively modern addition: scars in the flooring indicate the original stove placement.

Corrugated metal roofing material, described in the original nomination, has been replaced with wood shingles.

### 8. Statement of Significance

The interior is unmodified and contributes to the building's significance.

### Photographs

- 1) Photographer:                      Jason Wilmot
- 2) Date of Photographs:            June 1993
- 3) Location of Negatives:        National Park Service, RMR-RC, Denver, CO.

| PHOTO NUMBER | BUILDING NAME AND NUMBER          | DESCRIPTION                     |
|--------------|-----------------------------------|---------------------------------|
| 1            | Lower Nyack Snowshoe Cabin (#620) | Interior-stove                  |
| 2            | Lower Nyack Snowshoe Cabin (#620) | Interior-door and cupboard unit |