


United States Department of the Interior
National Park Service

National Register of Historic Places Registration Form



This form is for use in nominating or requesting determinations of eligibility for individual properties or districts. See instructions in *Guidelines for Completing National Register Forms* (National Register Bulletin 16). Complete each item by marking "x" in the appropriate box or by entering the requested information. If an item does not apply to the property being documented, enter "N/A" for "not applicable." For functions, styles, materials, and areas of significance, enter only the categories and subcategories listed in the instructions. For additional space use continuation sheets (Form 10-900a). Type all entries.

1. Name of Property

historic name EAGLE MOUNTAIN HOUSE
other names/site number none

2. Location

street & number Carter Notch Road (NH Route 16B), west side N/A not for publication
city, town Jackson N/A vicinity
state New Hampshire code NH county Carroll code NH003 zip code 03846

3. Classification

Ownership of Property	Category of Property	Number of Resources within Property	
		Contributing	Noncontributing
<input checked="" type="checkbox"/> private	<input checked="" type="checkbox"/> building(s)	<u>4</u>	<u> </u> buildings
<input type="checkbox"/> public-local	<input type="checkbox"/> district	<u> </u>	<u> </u> sites
<input type="checkbox"/> public-State	<input type="checkbox"/> site	<u> </u>	<u> </u> structures
<input type="checkbox"/> public-Federal	<input type="checkbox"/> structure	<u> </u>	<u> </u> objects
	<input type="checkbox"/> object	<u>4</u>	<u> </u> Total

Name of related multiple property listing:
n/a

Number of contributing resources previously listed in the National Register 0

4. State/Federal Agency Certification

As the designated authority under the National Historic Preservation Act of 1966, as amended, I hereby certify that this nomination request for determination of eligibility meets the documentation standards for registering properties in the National Register of Historic Places and meets the procedural and professional requirements set forth in 36 CFR Part 60. In my opinion, the property meets does not meet the National Register criteria. See continuation sheet.

R. Stuart Waller 10-25-90
Signature of certifying official Date
NEW HAMPSHIRE

State or Federal agency and bureau

In my opinion, the property meets does not meet the National Register criteria. See continuation sheet.

Signature of commenting or other official Date

State or Federal agency and bureau

5. National Park Service Certification

I, hereby, certify that this property is:

- entered in the National Register. See continuation sheet.
- determined eligible for the National Register. See continuation sheet.
- determined not eligible for the National Register.

- removed from the National Register.
- other, (explain:)

**Entered in the
National Register**

Helene Byer 12/6/90

Signature of the Keeper Date of Action

6. Function or Use

Historic Functions (enter categories from instructions)

DOMESTIC/hotel

Current Functions (enter categories from instructions)

DOMESTIC/hotel

7. Description

Architectural Classification
(enter categories from instructions)

Colonial Revival

Materials (enter categories from instructions)

foundation STONE

walls WOOD/weatherboard

roof ASBESTOS

other WOOD (porch)

Describe present and historic physical appearance.

The Eagle Mountain House is a large frame building constructed in the Colonial Revival style in 1916 and doubled in size with a matching addition in 1929. It is located on the west side of Carter Notch Road (NH Route 16B), approximately two-thirds of a mile north of the village of Jackson, New Hampshire. The hotel faces east and is sited laterally to the road with a setback of approximately ten feet. The hotel is virtually unaltered, the hotel retains integrity of location, design, setting, materials, workmanship, feeling and association. The nominated property comprises ten acres and includes three other contributing resources: a barn, an automobile service garage, and an automobile storage garage. All are located north of the main hotel building. The barn dates from the late nineteenth century and the two garage buildings from the early twentieth. Behind the hotel is a parking area, beyond which the wooded slopes of Eagle Mountain rise. The hotel is set in a valley defined by Eagle Mountain on the west; Black Mountain to the north; and North and South Doublehead and Tin Mountains to the east.

A). The Eagle Mountain House is a three-and-a-half story building with a fully exposed lower level at the southern end. The original building consisted on the northern half and was an L-plan; the addition expanded it into a U-plan, with a northern wing. The building is set on a stone foundation and clad with clapboards. It terminates in a gable roof broken by pedimented gables and shed dormers. The roof is clad with asbestos shingles on the east side and a mix of asbestos and metal sheet roofing on the west side and rear wings. There are five brick chimneys: one on the east roof slope and the remaining on the two rear wings. Fenestration is regularly spaced, and window sash is two-over-one. Windows are framed with wooden blinds and winterized with aluminum storms. On the upper two stories, smaller windows with diamond-pane sash are set at regular intervals. Major architectural features include deep roof, dormer and gable eaves ornamented with modillion blocks.

The east (front) elevation is broken by two shallow pavilions that terminate in pedimented roof gables. Two stories of windows pierce the gables; the upper ones, which light the attic, have curved frames at the outer, upper corners. The division between the 1916 and 1929 addition occurs

United States Department of the Interior
National Park Service

National Register of Historic Places
Continuation Sheet

Section number 7 Page 2

just north of the south pavilion, although there is no visual break in the wall surface. Between each roof gable a shed dormer with a continuous band of windows runs the length of the roof. The elevation is dominated by a one-and-two-story verandah which is supported by splayed square posts with a square-baluster railing running between. Its ceiling is matchboard. The verandah measures approximately 220 feet in length and ten feet in depth. The main entrance is located within the north pavilion and marked by a pedimented porte-cochere set on a fieldstone foundation and supported by larger, but similarly-designed posts, marks the front entrance. Double wood and glass paneled doors. Large plate glass windows on the ground floor light the dining rooms and main lobby. South of the porte-cochere the verandah is two-stories to accommodate the sloping site; the open space beneath is screened with lattice. A flight of steps near the southeast corner affords access to the lower level which is lit with a mix of standard windows with two-over-one sash and large plate glass windows. From the porte-cochere, steps lead up to the verandah which is ten feet deep. The main entrance, located directly across from the porte-cochere on the ground floor, has

The south elevation, which consists entirely of the 1929 addition, rises a full four-and-a-half stories above the ground. Although the verandah does not continue along the south elevation, a shallow roof, visually an extension of the verandah roof, separates the two lower floors from the upper. The gable end of the main building is balanced by a roof gable at the opposite end; both match the facade roof gables. Between the gables is a single pedimented dormer. Windows are regularly spaced along the elevation and match the standard-sized windows elsewhere on the building.

The west (rear) elevation consists of the main (front) section and two three-and-a-half story cross-gable rear wings. The main section has a shed roof dormer at the north end which matches those on the front elevation. Between the two wings is another lengthy dormer, the roof of which is raised to allow a full two-stories. The northern wing has two attached workshops, and several one and two-story frame add-ons. Each wing terminates in a pedimented gable at the west end. East of each cross-gable is a single dormer located just east of the roof gable. The roof north of the northern ell, including all the add-ons, is clad with sheet metal; the remaining roofs are covered with asbestos shingles. Three brick chimneys rise from the northern ell. A fourth chimney is located at the northwest corner of the south ell. Metal fire escapes are attached to the north end of each wing. The north wing has a two-story frame add-on with shed roof and small, one-over-one sash windows constructed

United States Department of the Interior
National Park Service

National Register of Historic Places
Continuation Sheet

Section number 7 Page 3

in the 1980s. The add-on houses much of the kitchen mechanical equipment. A small one-story addition with shed roof is appended to its west end.. At the west end of the north wing is a three-story gabled projection that is original. A one-story frame shed links it to the laundry, a lengthy one-and-a-half story frame structure that is sided with shingles and contains six windows on the exposed south elevation. The west end of the laundry is built into the lower slope of Eagle Mountain. A squat brick chimney rises from the gable roof which is clad with sheet metal. Directly next to the laundry is a similarly-scaled frame structure, also sided with shingles, that originally served as a workshop. Two of the three visible elevations, the east and north, retain original door and window openings; an on-grade wooden deck built in the 1980s projects from the north wall. The west (rear) elevation has new windows in the gable that line up with the original openings below. Original sash is two-over-two; the new gable windows have single fixed panes. Both the laundry and workshop are contemporaneous with the 1916 hotel. Attached to the east elevation of the north wing is a one-story, shed roof, frame add-on (1980s) with larger window openings; it turns the corner to include a small section of the rear of the main building. None of the add-ons is visible from the road, and all use materials, that are found in the original building. Their exact dates are unknown; historic photographs do not depict the rear of the building, and no plans of the 1916 portion are known to exist. Because the rear has always been the service area, it likely that functional appendages have always been present. A small, enclosed entry on the rear of the main building is original.

The north elevation, like the front, is dominated by the verandah which wraps around from the front of the building and extends its entire width. Each floor has five windows; a wider one in the center flanked by two standard-sized openings. The gable end matches the roof gables on the front. A narrow metal fire escape extends from the attic windows to the verandah roof.

Interior

The main entrance leads into the lobby, which is finished in natural oak with cased ceiling beams, boxed cornice, five-panel doors and casings, staircase with ceiling-height posts and a connecting bracketed over-screen, and reception counter. Set diagonally at one end is a large brick fireplace with a corbeled mantle and overmantle of brick. An early telephone booth of oak is found near the rear entrance. In the northeast corner is a parlor whose focal point is a fireplace with oak surround and mirrored

United States Department of the Interior
National Park ServiceNational Register of Historic Places
Continuation SheetSection number 7 Page 4

overmantle. The dining room features cased beams and square posts, unpainted in the 1926 section. Between the lobby and dining room is the still functioning 1926 elevator with its metal and pressed glass doors. Floors throughout the building are hardwood, covered with carpet. Upstairs, original five-paneled wooden doors with bronze hardware and wooden casings survive throughout.

Contributing outbuildings

B). Barn, ca. 1880: Standing northwest of the hotel is a late nineteenth century barn. Although it was built while the first hotel was operating, it continued to function as a barn for the rebuilt hotel. It is a two-and-a-half story frame structure resting on a granite foundation. The plan is a rear-facing "T", built in two sections; the rear section post-dates the front. Its sloping site affords access into a dugout cellar. The barn has a gable roof, clad with asbestos shingles and is sided with clapboards. A square ventilator with louvered openings on each side rises from the ridge of both the main barn and the "T". The south (front) elevation has an off-center sliding door with a narrow transom above containing two rows of lights. A gabled entry projection near the west end is a later addition (ca. 1920). Windows contain a mix of six-over-six and two-over-two sash. The "T" portion has widely-spaced windows on the main level with six-over-six sash and smaller windows with six lights in the lower level. Two windows pierce the gable. In the juncture of the barn and "T" on the east side is a round silo on a rock foundation.

C). Garage ca. 1910: A frame, one-and-a-half story garage, which also pre-dates the 1916 hotel, is located directly west of the barn. The two main entrances are found in its south-facing gable end. Now partially enclosed, the openings contains double doors and transom above. Three windows with two-over-two sash light the upper floor. A one-story addition built in the 1980s onto the west side is clad with shingles and contains a single doorway on the south side.

D). Garage ca. 1920. North of the barn is a six-bay frame garage, built in three stepped sections. Each section has two vehicular openings with sliding wooden doors. A doorway is centered between the openings of the southernmost section. The garage has a gable roof and clapboard siding.

The remainder of the site is occupied by a parking area directly behind the hotel, and a tennis court (late twentieth century) between the hotel and barn. Stone walls follow the east side of Carter Notch Road and

United States Department of the Interior
National Park Service

National Register of Historic Places

Continuation Sheet

Section number 7 Page 5

the south side of the parcel. Beyond the parking area, the land is wooded and slopes steeply up Eagle Mountain.

FOOTNOTES

¹ Prior to the 1929 addition, the verandah extended around the entire southern side of the hotel.

8. Statement of Significance

Certifying official has considered the significance of this property in relation to other properties:

nationally statewide locally

Applicable National Register Criteria A B C D

Criteria Considerations (Exceptions) A B C D E F G

Areas of Significance (enter categories from instructions)

Entertainment/recreation
Architecture

Period of Significance

A: 1916-1940
C: 1916; 1929

Significant Dates

n/a
1916
1929

Cultural Affiliation

n/a

Significant Person

n/a

Architect/Builder

Ward, Roswell (builder)
Gale, Arthur P., (designer)

State significance of property, and justify criteria, criteria considerations, and areas and periods of significance noted above.

The Eagle Mountain House meets Criteria A and C of the National Register of Historic Places. The hotel meets Criteria A for its association with the resort development of the White Mountain region in the late nineteenth and early twentieth centuries; it is one of only five surviving large-scale resort hotels. The period of significance for Criteria A, 1916-1940, coincides with the period during which the hotel was in operation; the end date reflects a fifty-year cut-off. Criteria C is met in that the hotel is a little-altered example of a large-scale, early twentieth century resort hotel of the type found in northern New England; it possesses integrity of location, design, setting, materials, workmanship, feeling and association. The periods of significance for Criteria C, 1916 and 1929, reflect the date of original construction and the date of a major addition which doubled the size of the building. Although outside the period of significance, the 1880 barn (B) and the adjacent ca. 1910 garage (C) are included as contributing resources. Both were associated with the earlier hotel, but survived the 1915 fire that destroyed it and went on to be associated with the existing hotel in the same capacities they had its predecessor. The significant dates, 1916 and 1929, were selected for the same reason as the periods of significance. The property is representative of the summer resort/grand hotel movement in the White Mountains in terms of its size, date of construction, location, setting, and physical characteristics. In addition to the hotel, the property includes three contributing properties: a barn and two attached garages. The second garage, which stands at the north end of the site, was built for additional guest automobiles. The balance of the property is primarily open. Behind the hotel is a parking area which backs onto woods and the lower slopes of Eagle Mountain. Also included on the land is a tennis court. A stand of mature deciduous trees separates

9. Major Bibliographical References

Primary and Secondary Sources

Among the Clouds., 1914-1916, vols. 36-38 (July 2, 1915, July 26, 1916)

Chadbourne, Marcia Gale, "The Eagle Mountain House". Paper delivered to Jackson Historical Society, ca. 1976.

Chadbourne, Marcia Gale to Bryant Tolles. Letter dated January 2, 1975.

Eagle Mountain House brochures, ca. 1926-40

Eagle Mountain House floor plans, 1929.

See continuation sheet

Previous documentation on file (NPS):

- preliminary determination of individual listing (36 CFR 67) has been requested
- previously listed in the National Register
- previously determined eligible by the National Register
- designated a National Historic Landmark
- recorded by Historic American Buildings Survey # _____
- recorded by Historic American Engineering Record # _____

Primary location of additional data:

- State historic preservation office
- Other State agency
- Federal agency
- Local government
- University
- Other

Specify repository: _____

10. Geographical Data

Acreage of property 10 acres

UTM References

A
Zone Easting Northing

B
Zone Easting Northing

C

D

See continuation sheet

Verbal Boundary Description

The nominated property includes the two parcels of land on which the buildings sit, as located on the Property Map of Jackson, Sheet V-3, Lots 12 and 12A and outlined on the attached sketch map.

See continuation sheet

Boundary Justification

The nominated property includes the entirety of the two parcels on which the buildings sit. The boundary includes all the buildings historically and functionally related to the Eagle Mountain House: the hotel, barn and two garages. The hotel land across the road is not included because it was reduced to two acres in the 1970s and includes only a late-twentieth

See continuation sheet

11. Form Prepared By

name/title Elizabeth Durfee Hengen, Preservation Consultant

organization _____

date August 14, 1990

street & number 25 Ridge Road

telephone 603-225-7977

city or town Concord

state NH

zip code 03301

United States Department of the Interior
National Park Service

National Register of Historic Places
Continuation Sheet

Section number 8 Page 2

the hotel from the adjacent parcel to the south.

Entertainment/Recreation. The Eagle Mountain House is representative of the summer resort/grand hotel movement in the White Mountains in terms of its size, date of construction, location, setting, and physical characteristics. The era of the grand hotels in the White Mountains began shortly before the Civil War. Prior to this period, hotels in the area were rustic taverns, that catered to tradesmen as much as to the few visitors who braved the rugged region. It was not until transportation routes improved, initially roads and steamboats, and later the railroad, that visitors from urban centers throughout New England, as well as New York, Philadelphia, Chicago and other points west, attracted by the splendid scenery, clear mountain air and social conviviality, poured into the region to spend between one and three months of the summer in residence. As tourism grew, the hotel facilities changed to cater to the growing demand for conveniences and luxuries familiar to an urban crowd. The first substantial hotels, staffed with professional managers, were constructed in the 1830s and 1840s; these were the forerunners of the "grand hotels", which emerged during the 1850s.¹ For the next seventy-five years, the White Mountains, and particularly the towns of Jackson, Bethlehem, Carroll and Franconia, remained a favored summer spot for the wealthy and middle class.

By 1920, the automobile, once welcomed by the hotels, threatened their very survival. Faster, more convenient transportation enabled visitors to cover more ground, with subsequent shorter stays. The area was no longer a haven for the upper classes, as it became more accessible to those of lesser means with shorter vacations. Few of the grand or large-scale hotels survived the transition; they were abandoned, lost to fire or torn down. Of the dozens² that stood in the early twentieth century, only five survive today.

The Eagle Mountain House is located in the town of Jackson, New Hampshire, itself a flourishing resort community that spawned a number of hotels and boarding houses. Jackson developed as an artists' community in the 1840s, in the wake of North Conway directly to the south. The town's nestled situation in a narrow valley was particularly scenic, and the fact that it was nearer by several miles to Mount Washington than any other town in the region gave it an attractive advantage.³ As in most White Mountain communities, artists and tourists were initially housed in farmhouses which operated as seasonal boarding houses. The first hotel in Jackson was the Jackson Falls House, erected in 1858. The town's development was given a major boost in the 1850s with the completion

United States Department of the Interior
National Park ServiceNational Register of Historic Places
Continuation SheetSection number 8 Page 3

of the Glen Railroad station three miles south. From there stages brought visitors to the town. Yet, the railroad's distance ensured that the town remain tranquil and removed from much of the commercial development seen farther south. During the 1880s and 1890s Jackson found itself "famous and fashionable".⁴ It had five large hotels, two with casinos, and numerous boarding houses.⁵ Most of the hotels and boarding houses were clustered around the "Triangle", an open space in the village center. From there a trail led to the Eagle Mountain House, the farthest removed from the village proper. The Jackson hotels suffered the same eventual demise as others in the region. Today, the Eagle Mountain House is the only surviving hotel in the town that has remained in continuous operation.

Like all large hotels of the era, the Eagle Mountain House was nearly self-sufficient. Its farm produced vegetables, dairy products and meat for guests. Ice was cut from Gale's Pond and sold throughout the village. A livery on the grounds accommodated horses and carriages, but a bigger attraction was no doubt the hotel garage, complete with attendants and automobile supplies for complete servicing. On-site entertainment was provided by the hotel orchestra which offered concerts and weekly dances. Flower beds and careful landscaping dotted the grounds. Outdoor recreational facilities included a golf course (laid out in 1931), tennis courts, croquet courts, shuffleboard court, and fishing and swimming in the nearby Wildcat River. By 1926 a bathing pool had been constructed.⁶ A deer family inhabited the grounds of the hotel, amusing porch loungers and diners. The hotel's major recreational asset, however, was its proximity to the White Mountains. Directly behind the hotel were endless hiking trails. During winter months the hotel was open for special parties, often groups of Appalachian Mountain Club members who snowshoed, hiked and had outdoor cookouts and meetings here. The hotel management periodically hired a team of horses to go into Pinkham Notch and break a trail to the AMC huts.

Architecture. The Eagle Mountain House is representative of the early twentieth century hotels erected in the White Mountains in terms of its size, design, date of construction, location, setting, and physical characteristics. A large, frame structure, it was built in 1916/1929 toward the end of the summer resort/grand hotel era in the White Mountains. It is the second hotel on its site, replacing an earlier one by the same name, destroyed by fire in 1915. Its appearance harkens back to the early days of the resort era, in its proportions, roof gables, gable and shed dormers, extensive verandah and overall classical design. It bears strong similarities to well-known, but no longer standing,

United States Department of the Interior
National Park ServiceNational Register of Historic Places
Continuation SheetSection number 8 Page 4

mid-nineteenth century hotels including the Crawford House, the White Mountain House and the First Profile House, all erected in Crawford Notch, and the First and Second Glen Houses in Pinkham Notch.

From the outset, the Eagle Mountain House catered more to middle-class vacationers, than to the extremely wealthy. Certainly this is born out in the building's physical appearance, which lacks the elaborate ornamentation and finish found in the grand hotels. Since only one hotel ledger survives, and that pre-dates the existing building, it is not known where guests originated from. However, it is likely that they came from within New England, heavily concentrated from the Boston area. Judging from hotel advertisements, the Eagle Mountain House was popular among a more active, outdoor crowd. By 1926 the hotel was open on a regular basis throughout the winter months. The growing popularity of downhill skiing, a sport in which Jackson played a major role in developing in the late 1930s, assured guests throughout the winter months.

Historical background. The Eagle Mountain House stands on land once part of a grant to Captain Joseph Pinkham. Pinkham, one of Jackson's first settlers, erected a log house in 1790 "on, or nearly on, the present site of the Eagle Mountain House"¹⁰. Carter Notch Road was once a horse path which followed the center line of the original town lot plan. The log cabin was replaced by a frame house which stood directly on the site of the present hotel and which eventually became part of the first hotel. The Eagle Mountain Farm, as it was called, consisted of 300 acres. It eventually passed to Cyrus F. Pinkham, who lived there with his wife Catherine Johnson during the second quarter of the nineteenth century. After Cyrus Pinkham's death and a brief hiatus, Catherine Johnson Pinkham married Reverend Jonathan Gale and moved back to the farm in 1849. Their son Cyrus E. Gale and his wife Marcia Pinkham Gale entered into the hotel business following a common pattern: in 1879 they opened up their farmhouse to twelve guests. Over the next few years, they expanded the farm house and built a cottage, ultimately accommodating 125 guests. In May 1915 the hotel was destroyed by fire, leaving only the adjacent barn and garage.

That year, Arthur Pinkham Gale (1882-1957) purchased the property from his parents and proceeded to erect the existing building on the same site as the previous building. It opened on July 4, 1916. Although the new hotel post-dated the peak of the White Mountain summer resort era, the hotel's guest base was apparently firmly established and could be relied upon to return to the new building.¹¹

United States Department of the Interior
National Park ServiceNational Register of Historic Places
Continuation SheetSection number 8 Page 5

To avoid the fate of the first Eagle Mountain House, the rebuilt hotel was of fireproof construction. It was erected according to Gale's own plans and built by Roswell Ward of Intervale.¹² On the ground floor were a handsome lobby with fireplace and office counter; ladies' parlor, also with a fireplace; writing room; and spacious dining room with large plate glass windows affording magnificent views. Beneath the dining room were a music room and billiard room. On the upper three floors were ninety guest rooms. Each second and third floor room had a sink and telephone, and many had "private baths en suite", reflecting the demand for up-to-date technology and comfort, even in the mountains. The building was fully electrified and heated throughout by steam to accommodate a fledgling winter business. A verandah encircled three sides of the building. Two buildings attached to the rear served as a laundry and workshop. A photographic dark room was set aside on the lower level. In 1926 the hotel added an elevator, one of only two in Jackson.

In 1929 Arthur Gale doubled the size of the hotel with a southern addition that matched the original in scale, materials and design, suggesting he designed the addition as well. Each of the sixty guest rooms in the addition (excluding those on the top floor) was provided with a private bath. The dining room was enlarged, and a private dining room located behind it. The verandah was extended across the front of the addition, but no longer continued around the south side. That the addition was built in the declining years of the White Mountain resort era is unusual, but indicates the hotel enjoyed a stable guest base and was adapting to the changing vacation habits engendered by the automobile.

Arthur Pinkham Gale (1882-1957) was born in Jackson. At the time of his birth, his parents had been running the first Eagle Mountain House for three years. Arthur assisted his parents in its operation, becoming sole owner in 1915. His entries in Dartmouth class reports describe a man devoted to his work, leaving little time for outside activities. Until the Eagle Mountain House was rebuilt and furnished with steam heat, he supplemented his managerial responsibilities there with hotel management in Florida during the winter months, a common pattern among White Mountain hotel operators. Gale continued to run the Eagle Mountain House until his death, at which time his sister and her husband, Marcia and Orin Chadbourne, who had worked with Gale for nearly forty years, purchased the property. When they finally sold the hotel in 1973, over ninety years of single family ownership ended.

United States Department of the Interior
National Park Service

National Register of Historic Places
Continuation Sheet

Section number 8 Page 6

FOOTNOTES

1 Wallace, R. Stuart, "A Social History of the White Mountains". In The White Mountains, Place and Perceptions. Exhibition catalogue published by University Press of New England for University of New Hampshire, 1980, p.27

2 The four other grand or large-scale resort hotels that have survived in the White Mountain region are the Balsams in Dixville Notch, the Mountain View House in Whitefield, the Eastern Slopes Inn in North Conway and the Hotel Mount Washington in Bretton Woods. Wentworth Hall, also in Jackson, is excluded from this count because it is comprised of several smaller buildings, many of which have been removed.

3 Various Jackson hotel brochures, ca. 1895-1900 in collection of New Hampshire Historical Society

4 Larrabee, Ralph, C., "The Town of Jackson". In Granite Monthly, v. 59 (1927). p.190

5 The other large Jackson hotels were the Jackson Falls House (1858; destroyed by fire; rebuilt 1885; closed 1978); Grays Inn (1885; destroyed by fire four times and rebuilt on same site three times; final fire early 1980s); Iron Mountain House (1861; destroyed by fire 1877; rebuilt 1884-85; demolished 1940s, except Annex); Wentworth Hall (1883; closed 1971-1980s; reopened late 1980s).

6 The original acreage of the hotel included an extensive tract of land on the opposite side of the road, where the golf course was located. Although the land remains open and contributes to the property's setting, it was sold in the early 1970s.

7 Reminiscences of Jackson, 1900-1950. Collected by students of Jackson Grammar School for Jackson Conservation Commission, 1974, p. 9-10

8 Interview with Charlotte Haskell, whose family owned Grays Inn in Jackson.

9 Advertisements in Among the Clouds, published in the 1910s.

10 Sinnett, Rev. Charles Nelson, Richard Pinkham of Old Dover, NH and His Descendants, East and West. Concord: Rumford Printing Co., 1908, p. 212

United States Department of the Interior
National Park Service

**National Register of Historic Places
Continuation Sheet**

Section number 8 Page 7

11 Fire was a common fate for these hotels. Few escaped any fire, and some hotels, including several in Jackson, burned and were rebuilt as many as three or four times.

12 Letter from Marcia Chadbourne (sister of Arthur Gale) to Bryant Tolles, January 2, 1975. Among the Clouds, July 26, 1916.

United States Department of the Interior
National Park Service

National Register of Historic Places
Continuation Sheet

Section number 9 Page 2

Garland, Margaret B. (ed.), Yesterdays, Lodging Places of Jackson and Their Recipes. Published by Jackson Historical Society, 1978.

Jackson, NH hotel brochures (collection of New Hampshire Historical Society)

Lapham, Donald, Former White Mountain Hotels. New York: Carlton Press, 1975.

Larrabee, Ralph, C., "The Town of Jackson". In Granite Monthly, v. 59 (1927).

MacAdam, Barbara J., "A Proper Distance From the Hills: Nineteenth Century Landscaping Painting in North Conway." In A Sweet Foretaste of Heaven, Artists in the White Mountains 1830-1930. Exhibition catalogue for Hood Museum of Art, Dartmouth College, 1988.

McAvoy, George E., And Then There Was One, A History of the Hotels of the Summit and the West Side of Mount Washington, The Crawford Press, 1988.

Merrill, Georgia Drew, History of Carroll County. Boston: W.A. Ferguson & Co., 1889.

New Hampshire Notables. Concord: Concord Press, 1955.

Rollins, Frank West, The Tourists' Guide to the State of New Hampshire. Concord: Rumford Press, 1902.

Reminiscences of Jackson, 1900-1950. Collected by students of Jackson Grammar School for Jackson Conservation Commission, 1974.

Sinnett, Rev. Charles Nelson, Richard Pinkham of Old Dover, NH and His Descendants, East and West. Concord: Rumford Printing Co., 1908.

Wallace, R. Stuart, "A Social History of the White Mountains". In The White Mountains, Place and Perceptions. Exhibition catalogue published by University Press of New England for University of New Hampshire, 1980.

United States Department of the Interior
National Park Service

**National Register of Historic Places
Continuation Sheet**

Section number 9 Page 3

Interviews

Tony Betz, Eagle Mountain House employee, November 1989
Charlotte Haskell, President, Jackson Historical Society
and longtime resident of Jackson, November 1989 and
May 1990
Bryant Tolles, March 1990

Maps and Atlases

1892 Atlas of the State of New Hampshire

United States Department of the Interior
National Park Service

**National Register of Historic Places
Continuation Sheet**

Section number 10 Page 2

Boundary Justification (cont.)

century swimming pool. Neither the ski slopes nor the golf course, which are also across the road, are now part of the hotel property.

UTM REFERENCES

Zone 19

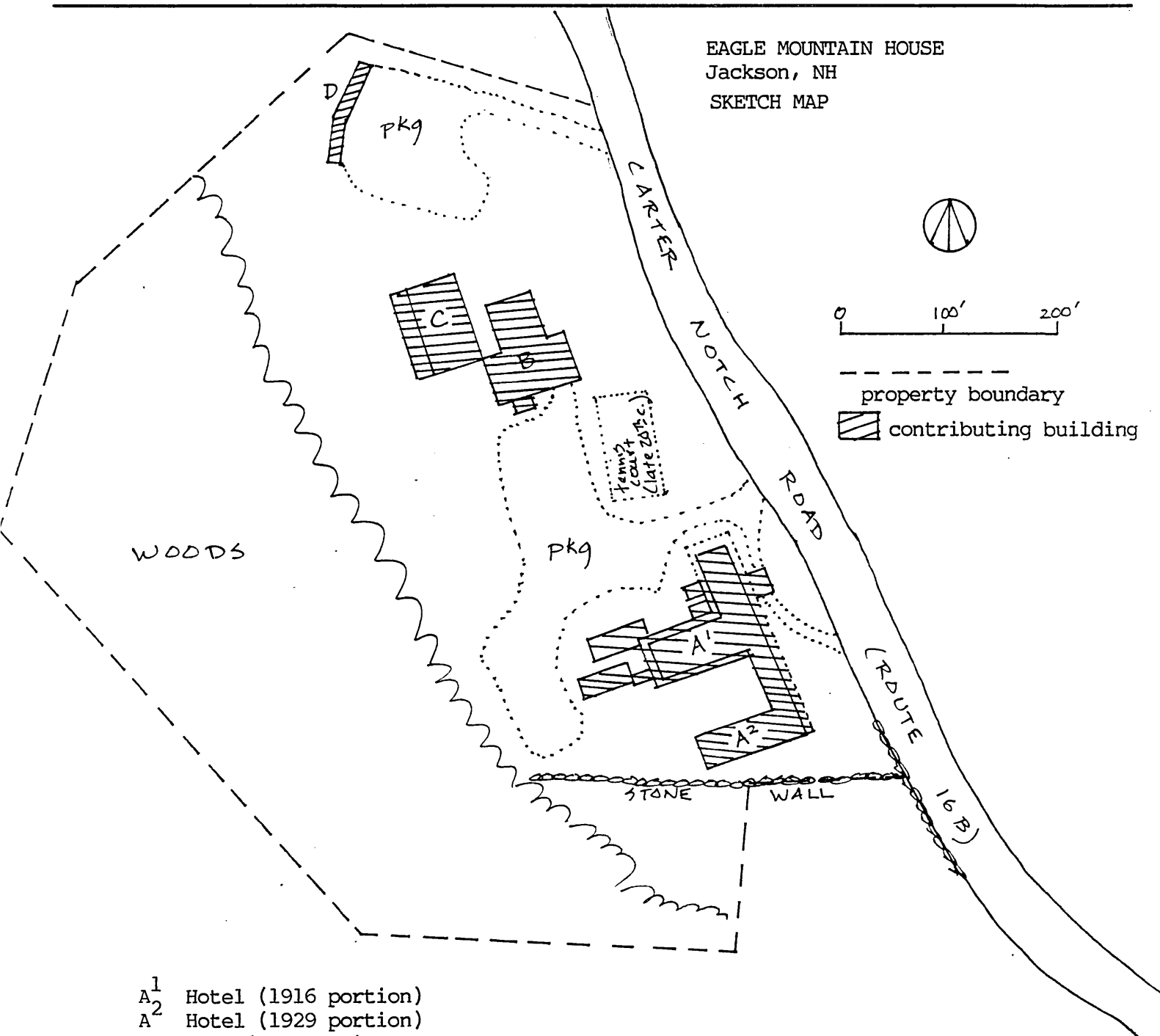
	EASTING	NORTHING
A	3-25-170	48-91-460
B	3-25-260	48-91-320
C	3-25-240	48-91-260
D	3-25-210	48-91-250
E	3-25-120	48-91-340
F	3-25-100	48-91-460

United States Department of the Interior
National Park Service

National Register of Historic Places
Continuation Sheet

Section number 10 Page 3

EAGLE MOUNTAIN HOUSE
Jackson, NH
SKETCH MAP

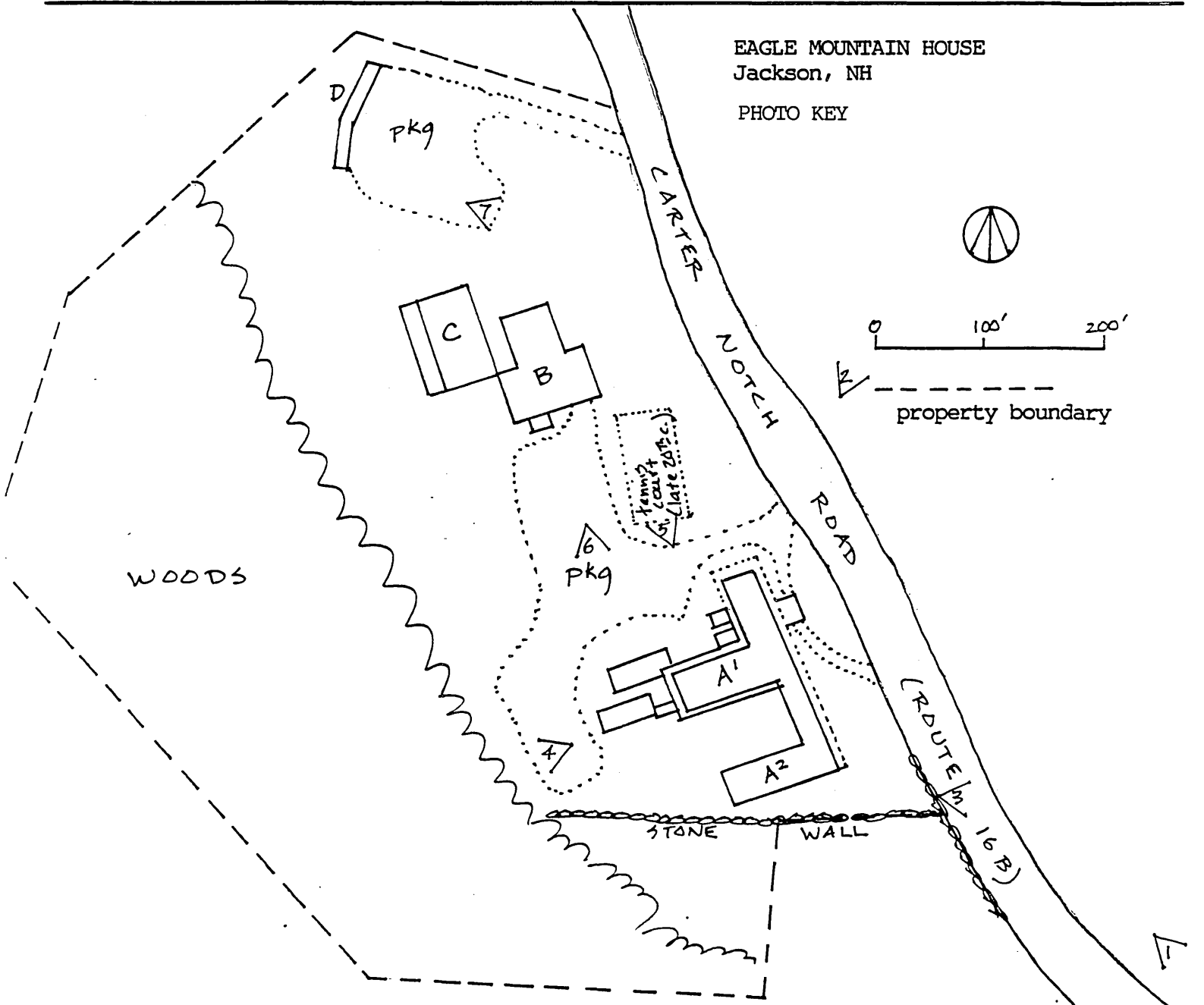


- A¹ Hotel (1916 portion)
- A² Hotel (1929 portion)
- B Barn (ca. 1880)
- C Garage (ca. 1910/1980s)
- D Garage (ca. 1920)

United States Department of the Interior
National Park Service

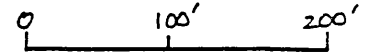
National Register of Historic Places
Continuation Sheet

Section number 10 Page 4



EAGLE MOUNTAIN HOUSE
Jackson, NH

PHOTO KEY



property boundary

WOODS

CARTER NOTCH ROAD

(ROUTE 16B)

- A¹ Hotel (1916 portion)
- A² Hotel (1929 portion)
- B Barn (ca. 1880)
- C Garage (ca. 1910/1980s)
- D Garage (ca. 1920)

United States Department of the Interior
National Park Service

National Register of Historic Places

Continuation Sheet

Section number _____ Page _____

OWNER NAME AND ADDRESS

Eagle Mountain Condominium Association
Box E
Carter Notch Road
Jackson, NH 03846

United States Department of the Interior
National Park Service

**National Register of Historic Places
Continuation Sheet**

Section number Photographs Page 1

The following information is the same for all photographs:

Name of Property: EAGLE MOUNTAIN HOUSE
Town/state: Jackson, New Hampshire
Location of negative: 25 Ridge Road, Concord, NH

Photo #1

Photographer: Elizabeth Durfee Hengen
Date of photograph: February 1990
View: NW view

Photo #2:

Photographer: Elizabeth Durfee Hengen
Date of photograph: November 1989
View: SW view showing north and east (front) elevations

Photo #3:

Photographer: Elizabeth Durfee Hengen
Date of photograph: November 1989
View: W view, showing south elevation

Photo #4:

Photographer: Elizabeth Durfee Hengen
Date of photograph: November 1989
View: E view, showing west elevation, north end

Photo #5:

Photographer: Elizabeth Durfee Hengen
Date of photograph: November 1989
View: SE view, showing north elevation and west elevation, north end

Photo #6:

Photographer: Elizabeth Durfee Hengen
Date of photograph: November 1989
View: N view of barn and garage

United States Department of the Interior
National Park Service

**National Register of Historic Places
Continuation Sheet**

Section number Photograph Page 2

Photo #7:

Photographer: Elizabeth Durfee Hengen
Date of photograph: November 1989
View: NW view of garages

Photo #8:

Photographer: copy negative by Elizabeth Durfee Hengen
Date of photograph: ca. 1916, prior to addition
View: NE

Photo #9:

Photographer: copy negative by Charley Freiberg
Date of photograph: ca. 1930, showing 1929 addition
View: W

**United States Department of the Interior
National Park Service**

National Register of Historic Places Continuation Sheet

PHOTOGRAPHS

Section number _____ Page 3

This certifies that the appearance has not changed since these photographs were taken.