

United States Department of the Interior
National Park Service

National Register of Historic Places
Continuation Sheet

Section number _____ Page _____

SUPPLEMENTARY LISTING RECORD

NRIS Reference Number: 90000887
Riverview Historic District
Property Name

Date Listed: 6/28/90
Dallas AL
County State

N/A
Multiple Name

This property is listed in the National Register of Historic Places in accordance with the attached nomination documentation subject to the following exceptions, exclusions, or amendments, notwithstanding the National Park Service certification included in the nomination documentation.

Amy Federman
Signature of the Keeper

6/28/90
Date of Action

=====
Amended Items in Nomination:

Criterion A should be added to support Community Planning and Development as an area of significance.

The property contains 86 acres of land.

Discussed and concurred in by the Alabama SHPO on June 28, 1990.

DISTRIBUTION:

- National Register property file
- Nominating Authority (without nomination attachment)

1990

United States Department of the Interior
National Park Service

RECEIVED
MAY 17 1990

NATIONAL REGISTER

National Register of Historic Places
Registration Form

This form is for use in nominating or requesting determinations of eligibility for individual properties or districts. See instructions in *Guidelines for Completing National Register Forms* (National Register Bulletin 16). Complete each item by marking "x" in the appropriate box or by entering the requested information. If an item does not apply to the property being documented, enter "N/A" for "not applicable." For functions, styles, materials, and areas of significance, enter only the categories and subcategories listed in the instructions. For additional space use continuation sheets (Form 10-900a). Type all entries.

1. Name of Property

historic name Riverview Historic District
other names/site number same

2. Location

street & number see inventory & continuation sheet NA not for publication
city, town Selma NA vicinity
state Alabama code AL county Dallas code 047 zip code 36701

3. Classification

Ownership of Property	Category of Property	Number of Resources within Property	
<input checked="" type="checkbox"/> private	<input type="checkbox"/> building(s)	Contributing	Noncontributing
<input type="checkbox"/> public-local	<input checked="" type="checkbox"/> district	<u>199</u>	<u>52</u> buildings
<input type="checkbox"/> public-State	<input type="checkbox"/> site	<u>5</u>	<u>1</u> sites
<input type="checkbox"/> public-Federal	<input type="checkbox"/> structure	<u>204</u>	<u>1</u> structures
	<input type="checkbox"/> object		<u>54</u> objects
			<u>204</u> Total

Name of related multiple property listing: NA
Number of contributing resources previously listed in the National Register 0

4. State/Federal Agency Certification

As the designated authority under the National Historic Preservation Act of 1966, as amended, I hereby certify that this nomination request for determination of eligibility meets the documentation standards for registering properties in the National Register of Historic Places and meets the procedural and professional requirements set forth in 36 CFR Part 60. In my opinion, the property meets does not meet the National Register criteria. See continuation sheet.

[Signature] May 7, 1990
Signature of certifying official Date
Alabama Historical Commission (State Historic Preservation Office)
State or Federal agency and bureau

In my opinion, the property meets does not meet the National Register criteria. See continuation sheet.

Signature of commenting or other official Date

State or Federal agency and bureau

5. National Park Service Certification

I, hereby, certify that this property is:

entered in the National Register.
 See continuation sheet.

determined eligible for the National Register. See continuation sheet.

determined not eligible for the National Register.

removed from the National Register.

other, (explain:)

Amy Federman 6/28/90

Signature of the Keeper Date of Action

6. Function or Use

Historic Functions (enter categories from instructions)

Domestic/Single Dwelling
Health Care/Hospital
Recreation and Culture

Current Functions (enter categories from instructions)

Domestic/Single Dwelling
Government/Government Office

7. Description

Architectural Classification
(enter categories from instructions)

Queen Anne
Shingle Style
Stick/Eastlake

Materials (enter categories from instructions)

foundation Brick
walls Weatherboard
Brick
roof Asbestos
other Metal/Tin
Glass

Describe present and historic physical appearance.

The Riverview Historic District contains portions of eighteen blocks of structures dating primarily from the late 19th century until the early 1940s and includes the remnants of the city's first golf course, the Old Baptist Hospital, and an Indian burial mound (which does not contribute to the district although it may be considered eligible in the future as an archeological site). Included within the district are 204 contributing resources as well as 54 noncontributing resources. The boundaries extend roughly east to west from the Old Town Historic District on the east to the Valley Creek on the West. The Live Oak Cemetery and Selma Avenue provide the northern boundary and the Alabama River borders the district on the south.

The buildings in the Riverview District illustrate the local interpretations of Queen Anne, Shingle, Eastlake, Tudor Revival, Colonial Revival, Craftsman, and Ranch styles. A majority of the buildings are late nineteenth- and early twentieth-century vernacular, T- and L-shaped cottages. These residences contain shallow, angled bays beneath projecting front gables which are characteristics of the vernacular T and L cottages. While many Victorian-style houses retain their original porch, other Victorian houses have a craftsman-style porch with wooden column supports on brick piers. Most of the houses in this district are one-story and feature local craftsmanship with very few known to be formally designed. An exception to this is the Mission-style house on View Street designed by local architect Charles Hopson.

Wood is the dominant building material with a notable concentration of pressed metal roofs, decorative shinglework, bargeboard, and spindlework. Shingles, clapboard, and brick are common materials for the residences. The houses are uniformly situated on the lots helping to present a sense of time and place.

The Riverview Historic District has street widths of 30 ft. on Selma, Lamar, and Water Streets while Alabama measures only 20 ft. The streets which run north-south measure approximately 22 ft. The lots from Lapsley to King Street are uniform in size. However, in the later addition of Riverview, the lots were somewhat larger and the blocks were divided by service alleyways. All lots in Riverview have sidewalks and street curbs. Rear and front yards are abundantly planted with traditional Southern flora of magnolias, oaks, elms, crepe myrtles, and other flowering shrubs. A small triangular park is located at the intersection of King and Lamar. The district contains several moss-covered, live oak trees along the banks of the Alabama River and some of the civil war fortifications have been rebuilt for reenactment purposes.

See continuation sheet

**United States Department of the Interior
National Park Service**

**National Register of Historic Places
Continuation Sheet**

Section number 2 Page 1

Riverview Historic District
Inclusive street numbers:

- 15-118 River Avenue
- 27-408 Water Street
- 31-409 Alabama Avenue
- 22-419 Lamar
- 206-414 Selma Avenue (even numbers only)
- 16-31 Young Street
- 1-143 Satterfield Avenue
- 1-101 King Street
- 1-116 Pelham Street
- 1-9 Lapsley Street (odd numbers only)
- 17-22 View

United States Department of the Interior
National Park ServiceNational Register of Historic Places
Continuation SheetSection number 7 Page 1KEY: (C) - contributing property within historic district
(NC) - noncontributing property within historic district

RIVERVIEW INVENTORY

1. 206 Selma Avenue. c. 1950. One-story, brick cottage with gable front, has gable entrance porch with iron supports. The entrance is located off the porch in the side of the front bay. (NC) #1-2
2. 208 Selma Avenue. c. 1950. One-story cross gable cottage with asbestos siding and partial width screened porch on front facade with a cloth awning. A center gable entry porch has decorative iron supports. The windows are 8/8 double hung sash while the chimney is exterior end on the west facade. (NC) #1-3
3. 210 Selma Avenue. c. 1920. This one story cottage has a cross gable roof with remnants of the original metal roof. Originally a T-shaped cottage, the partial-width porch is now enclosed and the structure is covered with aluminum siding. The windows are four vertical over one. (C) #1-4
4. 212 Selma Avenue. c. 1907. One-story cottage is covered with plain weatherboard and has a hip with cross gable roof with decorative woodwork and vent in gable. The partial width porch has square columns on brick piers. The flat porch roof is sheet tin while asbestos shingles cover the main structure. The center entrance has a transom and the windows are 2/2 double hung sash. (C) #1-5
5. 216 Selma Avenue. c. 1907. One story frame cottage with hip with cross gable roof covered in asbestos siding and an interior chimney. The roof is covered with asbestos shingles while the partial width screened in porch has a flat metal roof. The two square paneled porch supports rest on concrete piers and the porch foundation is also concrete. The center placed entrance has a single light transom while the windows are 2/2 double hung sash. (C) #1-6
6. 228 Selma Avenue. c. 1960. One story brick commercial structure with flat roof. A recessed porch on the north and west facade has six metal supports. The windows are of plate glass. The entrance is located on the north facade, off the porch and is surrounded by plate glass. (NC) #1-7
7. 230 Selma Avenue. c. 1920. One story brick veneer cottage with cross gable. This structure has been repositioned due to its location at the intersection of Young and Selma. Originally facing Young Street, the entrance has been relocated to the North facade. The entrance is located in the center of the gable and is flanked by 4/4 double hung sash windows. The gable roof entry has two iron grillwork supports resting on a brick foundation. The original porch facing Young has been enclosed with louvered windows. An ell projects off the east facade. (NC) #1-8

United States Department of the Interior
National Park ServiceNational Register of Historic Places
Continuation SheetSection number 7 Page 2

8. 302 Selma Avenue. c. 1907. One story frame cottage covered with plain weatherboard. The hip with cross gable roof is covered in asbestos shingles and has two interior chimneys. The shallow angled bay beneath the projecting gables has decorative woodwork and bargeboard. The partial width porch has three wooden supports with decorative bargeboard and iron metal work bannisters and railings. The half-hipped porch roof is also covered in asbestos shingles and the cottage has decorative shutters. (C) #1-9
9. 306 Selma Avenue. c. 1907. One story frame cottage covered with plain weatherboard and having a brick foundation. The hip with cross gable pressed tin roof has two interior chimneys and the shallow angled bay beneath the projecting gables contains decorative woodwork. The partial width porch has three wooden supports and decorative bargeboard along the eaves. The centered entrance has a single light transom while the windows are 2/2 double hung sash. (C) #1-10
10. 318-1/2 Selma Avenue. c. 1925. One story bungalow of plain weatherboard with clipped gable sides and an H-shape floor plan. The roof has a clipped dormer window centrally located on the north (front) facade on the crest of the roof. The full-width porch has a clipped gable entry, 4 round supports and lattice work in the vents of the clipped gable. The door is centrally located while the tripart windows are 4/1 double hung sash flanking the 6/1 central sash. The roof material is asbestos shingles with an interior, interior end, and exterior end chimney. (C) #1-11
11. 318½ Selma Avenue. c. 1903. This one-story frame rectangular gable front building was originally a commercial building. A central door is flanked by 4/4 double hung sash paired windows. Small upper windows are located under the eaves on the east and west facades. The roof is composed of asbestos shingles with an interior end chimney. The exterior wall treatment is plain weatherboard. A rear gable addition has been attached to the south facade. (C) #1-12
12. 322 Selma Avenue. c. 1903. One-story cross gable cottage is covered in plain weatherboard with decorative spindle work on the eaves of the partial width porch. The porch has a flat metal roof and three turned post supports. The main roof material is pressed tin with one interior and two exterior end chimneys. The central door has a multi-pane stainglass light and transom. A rear addition on the west facade has a multi-pane light door with a small north porch with spindlework and bargeboard that matches the detail on the North facade. Original windows are 2/1 double-hung sash with replacements being 1/1 double hung sash.

United States Department of the Interior
National Park ServiceNational Register of Historic Places
Continuation SheetSection number 7 Page 3

This structure was originally a combined business and residence with the gable front extending to the street. (C) #1-13

13. 324/328 Selma Avenue. c. 1940. One-story, three bay apartment building has gable sides, 6/6 double hung sash windows, and central (front facade) and side (west facade) entrances. The roof is composed of asbestos shingles and the exterior wall treatment is plain weatherboard. (C) #1-14
14. 400 Selma Avenue. c. 1903. One-story, plain weatherboard cottage has a hip with cross gable roof. The front facade has two front gables, one on each end. The gables have decorative shinglework and arched vents. The roof is composed of asbestos shingles as is the half-hipped partial width porch roof. The porch has three supports and the door with transom is centrally located. Lattice work is found between the brick piers of the foundation. (C) #1-15
15. 404 Selma Avenue. c. 1903. One-story frame cottage has a pressed tin roof and plain weatherboard wall treatment. The high hip roof has one central interior chimney and a central decorative gable extending out over the porch entry. The full width porch has four square columns on brick supports and a flat roof. Two entrance doors are located in the middle of the four bay facade and both have three-light transoms. The flanking windows are 6/6 double hung sash. (C) #1-16
16. 410 Selma Avenue. c. 1925. One-story frame cottage with tin gable front roof, plain weatherboard wall material. The windows are 6/1 double hung sash, the entrances are located off the south and west walls of the partial width attached porch. The porch has one square support with a flat roof. (C) #1-17
17. 412 Selma Avenue. c. 1925. This one story cottage has a low hip roof with a cross gable facade. The roof is tin and has one interior and two interior end chimneys. The half width porch on the northwest corner of the cottage has a square column, flat roof and brick foundation. The door is located off the porch on the south wall and the windows are 1/1 double hung sash. The exterior wall treatment is plain weatherboard. The projecting bay has a decorative gable and the interior has panel wainscoting and the original mantels. (C) #1-18
18. 414 Selma Avenue. c. 1870. This two-story frame structure has a low hip, plain tin roof with an interior chimney. The three bay facade has a one story full width gable roof porch with two square end columns on low brick piers. The windows on the first floor are French doors with the entrance located on the right side of the facade. The French doors have

United States Department of the Interior
National Park ServiceNational Register of Historic Places
Continuation SheetSection number 7 Page 4

4 lights per panel while the entrance door has a full transom with side lights. An addition on the second floor extends over the porch roof. This addition is three bays with 6/6 double hung sash windows. Square paneled pilasters are located at the corners of the original facade and decorative brackets are located under the eaves of the structure. The exterior wall treatment is plain weatherboard. (C) #1-19

19. 419 Lamar Avenue. The Yaretsky House. c. 1900. One-story cross gable cottage with a pressed tin roof and two interior chimneys with corbeled caps. The attached porch with eight Ionic columns curves around the south and east facades. The exterior wall treatment is plain weatherboard with decorative diagonal wood strips along the south and east facades. The door is centrally located with an additional entrance off the porch on the east facade. The windows are double hung sash with 2/2 lights and the foundation is of rusticated stone. (C) #1-20
20. 407 Lamar Avenue. The Kayser House. c. 1913. This two-story craftsman foursquare frame structure has a low hip roof composed of pressed tin. The door is centrally located and the attached one story entrance porch has two Tuscan column supports and a hip roof. The windows are 1/1 double hung sash. The northwest facade contains a sleeping porch. Two windows with a decorative frame are located above the entrance porch on the South facade. The exterior wall treatment is plain weatherboard. The single chimney is located on an exterior end. Shed roof garage addition on the west facade. (C) #1-21
21. 401 Lamar Avenue. c. 1870. Two-story gable front frame structure with two story full width porch. The roof material is sheet tin with two interior chimneys. The flat porch roof is also of tin. The most interesting feature of this house is the two-story full width porch with square columns on brick piers on the first floor. The second story columns are paneled wood and have arches with decorative lattice work between them. The doorways on both floors are centrally located in the 5-bay facade and have transoms and multi-paned enframements. The windows are 6/6 double hung sash. A six light window is located in the gable which has decorative brackets. A rear ell off the north facade was once an outbuilding that has been connected to the house and has arched pane windows. (C) #1-22
- A pyramidal roofed, brick outbuilding is also located on the grounds. It dates from the 1860's or 1870's. (C)
22. 321 Lamar Avenue. c. 1903. This one-story cross gable cottage has a tin roof with an interior chimney and a shallow angled bay under the

United States Department of the Interior
National Park ServiceNational Register of Historic Places
Continuation SheetSection number 7 Page 5

- projecting gable. The attached partial width porch has three supports and a flat tin roof. The door is centrally placed on this three bay structure and has a transom. A second entrance is located off the porch in the right bay and matches the central doorway. The porch is screened in on the right side. The windows are 2/2 double hung sash with intricate surrounds. The exterior wall treatment is plain weatherboard. (C) #1-23
23. 317 Lamar Avenue. c. 1903. One story, frame with cross gable with shallow angled bay beneath projecting gable. Originally a T-cottage, the exterior wall treatment is plain weatherboard. The attached partial width porch has three supports, square columns on brick piers, a low brick balustrade and a flat roof. The roof material is pressed tin with two interior chimneys with clay chimney flues. The front gable has decorative woodwork and additions have been made on the west and north facades. (C) #1-24
24. 313 Lamar Avenue. c. 1913. One-story, bungalow with gable sides and hipped roof dormer and plain weatherboard exterior. The recessed full-width porch has four supports of columns on brick piers with decorative brackets. The door is centrally located on this three bay facade and the windows are 6/6 double hung sash. The dormer roof has four ventilation panels. The roof is composed of asbestos shingles with two interior chimneys. (C) #1-25
25. 307 Lamar Avenue. c. 1903. One-story, frame T-cottage, cross gable with decorative gable and plain weatherboard exterior wall material. The roof is composed of asbestos shingles. The partial width attached porch has a flat roof, four supports of small classical pilasters. The front (south) facade gable has a bowed front. The entrance doors are located in the center of the three-bay facade and another entrance is located off the porch on the west side of the projecting gable. Both entrances have transoms. The windows are all 1/1 double hung sash. The gables have decorative shinglework and bargeboard. (C) #1-26
26. 303 Lamar Avenue. c. 1903. One story, frame cottage, plain weatherboard. The one story, full width porch has a hipped roof and four square supports. The roof is composed of asbestos shingles with an interior end chimney. A decorative gable with woodwork and vent is centered on each elevation of the main square cottage. A rear hipped ell addition on the west facade was formerly an outbuilding. An additional ell off the northwest corner gives this house a U-shape. The door is centrally located on this three bay facade and has a multi-pane enframement. The windows on the front (south) facade are 1/1 double hung sash. A metal awning runs the full width of the porch and a small side porch is located on the western facade. (C) #1-27

United States Department of the Interior
National Park ServiceNational Register of Historic Places
Continuation SheetSection number 7 Page 6

27. 233 Lamar Avenue. c. 1903. One-story, pressed tin roof frame T-cottage with two interior end chimneys. The front porch has been enclosed with a brick veneer addition with 2/2 double hung sash windows. The door is centrally located in a recessed porch on the 3-bay south facade. The door has a transom and sidelights. (NC) #1-28
28. 231 Lamar Avenue. c. 1903. One-story, frame bungalow with weatherboard wall material. The gable-front cottage has a tin sheet metal roof with exterior side chimney with corbeled cap. The recessed full width porch is supported with two full height brick piers on each end. The door is slightly off center to the right on the three-bay facade and the windows are 1/1 double hung sash in tripart frames. (C) #1-29
29. 227 Lamar Avenue. c. 1903. One-story frame cottage with a hip side and a gable side. The exterior wall treatment is plain weatherboard. The asphalt shingle roof has two interior chimneys and a centered decorative gable. The full width porch has 6 supports of iron grillwork. The five bay facade has a centrally located door with transom and the full length windows are double hung sash with an unusual 2/4 arrangement. The panes are unusually long. A gable projects off the east facade and a hipped roof addition is located on the west facade. Both additions have entrances flanking the main structure on the south facade. (C) #1-30
30. 221 Lamar Avenue. c. 1903. One-story frame cottage with weatherboard wall material. The roof is of asphalt shingles with an interior and exterior rear chimney. The cross gable T-cottage has an attached partial width flat roof porch with four square columns on low brick piers. The three-bay facade has a central doorway with stained glass transom. The windows are 2/2 double hung sash. The gable has decorative woodwork and bargeboard. (C) #1-31
31. 217 Lamar Avenue. c. 1903. One-story, frame cottage with plain weatherboard wall material. This cross gable cottage has an asphalt shingle roof with an interior and interior end chimney. The attached partial width porch has a flat roof with four Doric columns with spindle work balustrade. The porch has two distinct sections, an entrance porch and a slightly recessed side porch. The door with transom is central on the three bay facade and the windows are 1/1 double hung sash. (C) #1-32
32. 209 Lamar Avenue. c. 1903. One-story, weatherboard cross-gable T-cottage. The roof is asphalt shingles with two interior chimneys with corbeled caps. The partial width porch has a flat roof with three supports which rest on low brick wall. The gable front has decorative woodwork and vent. The central door has a transom and the windows are 2/2 double hung sash. (C) #1-33

United States Department of the Interior
National Park ServiceNational Register of Historic Places
Continuation SheetSection number 7 Page 7

33. 205 Lamar Avenue. c. 1903. This one-story, plain weatherboard cottage has a hip with cross gable asphalt shingled roof with an interior and interior end chimneys. The partial width porch has a flat roof with four classical columns. The door is centrally placed and has a closed transom and screen door. The windows are 2/2 double hung sash. A shallow angled bay is located beneath the projecting gable and the gable has decorative bargeboard and wood work and spindlework on the eaves. (C) #1-34
34. 201 Lamar Avenue. c. 1903. One and a half story cottage with pyramidal roof with cross gable and central dormer. The roof is sheet metal with an interior chimney. The partial width attached porch has 3 pilasters, a flat roof, and spindlework on the eaves. The transomed door is centrally located and the windows are 2/2 double hung sash. The projecting gable has a shallow angled bay beneath and the gables and dormers have decorative woodwork. A former outbuilding has been attached to the north facade and a shed roof addition has been attached across the rear facade. The exterior wall treatment is plain weatherboard. (C) #1-35
35. 121 Lamar Avenue. The Voltz House. c. 1907. One-story frame, cross gable cottage, plain weatherboard wall material. A parallel gable roof configuration appears on the south facade. The roof is composed of asbestos shingles with two interior chimneys. The attached porch curves around the south and east facades and has nine classical pilasters on brick piers with lattice work bannisters. The south facade entrance is located in the bay while the east facade entrance is centrally located. Both doors have oval glass lights with transoms. Windows are 2/2 double hung sash. The north facade has a rear rectangular ell with one-story shed porch on its eastern wall. (C) #1-36
36. 119 Lamar Avenue. c. 1907. One story frame, cross gable cottage with central decorative gable. The asbestos shingle roof has an interior chimney with corbeled cap. The central attached porch has four supports and a hip roof. The door is off-centered on this three bay facade and the windows are 2/2 double hung sash. This house is undergoing renovation at the present time. (NC) #2-2
37. 115 Lamar Avenue. c. 1925. One-story frame bungalow with plain weatherboard wall material. The sheet metal, low hip roof has an interior and an interior end chimney. The recessed porch wraps around the south and eastern facades and has five paired wooden columns on brick piers. Wooden bannisters are placed between the brick piers. The three bay facade has an entrance on the left bay on the south facade and an entrance on the recessed south facade. The doors have multi paned enframements and the windows are 1/1 double hung sash. (C) #2-3

United States Department of the Interior
National Park ServiceNational Register of Historic Places
Continuation SheetSection number 7 Page 8

38. 111 Lamar Avenue. c. 1907. This one-story, frame T-cottage has a pressed tin roof with an interior chimney and a shallow angled bay beneath the projecting gable. The attached porch has a flat roof with five white square columns on brick piers and extends past the eastern facade. The door is centrally located on the three bay southern facade and has a transom. The windows are 4/4 double hung sash with decorative panels underneath the right front bays. The exterior wall treatment is vinyl siding. (C) #2-4
39. 107 Lamar Avenue. c. 1925. One-story, plain weatherboard cottage with low hip roof with dormer cresting the roof line. The dormer also has a hip roof and multi-pane windows and vent. The asbestos shingled roof has an interior chimney. The full width, recessed porch has four square tapered supports on brick piers. The door has a transom and is located off center (right) on the three bay facade. The windows are 1/1 double hung sash. (C) #2-5
40. 103 Lamar Avenue. c. 1925. This one-story frame cottage has an asbestos shingled, low-hipped roof with two interior and an exterior end chimney. The attached, gable front, full width porch has three square paneled columns on brick piers. The door has a full transom and side lights and is located on the left bay of the two bay south facade. The porch gable has a tripartite vent and the windows are 4/1 double hung sash. The exterior wall treatment is plain weatherboard. (C) #2-6
41. 101 Lamar Avenue. c. 1907. A one and a half story cottage with high hip gable roof with hipped roof dormer. The asbestos shingled roof has two interior chimneys and an exterior end chimney. The full-width attached porch has four classical supports and a shed roof. The two doors occupy the third and fourth bays of the five bay facade. The French doors have fifteen lights with three light transoms. The windows are 2/2 double hung sash. The dormer has two double hung sash windows with 1/1 lights. (C) #2-7
42. 51 Lamar Avenue. c. 1907. One-story, plain weatherboard, frame cottage with asbestos shingled, hip with cross gabled roof. The projecting gable has a shallow angled bay. The attached wraparound porch has three pilasters and a flat metal roof. The porch is partially, glassed enclosed on the right side. The door with transom is centrally located in the three bay facade. The windows are 2/2 double hung sash and the chimney is located in the interior. (C) #2-8
43. 47 Lamar Avenue. c. 1907. This one and a half story, hip with cross gable cottage has an asbestos shingle roof with an interior and interior end

United States Department of the Interior
National Park ServiceNational Register of Historic Places
Continuation SheetSection number 7 Page 9

corbeled chimneys. A dormer window has multi-paned glass. The attached full width porch has a decorative gable and is supported by five classical columns. The centrally located door has a tripart transom and multi-paned enframing. The windows are 1/1 double hung sash and the left bay window has decorative shingle work. The exterior wall treatment is plain weatherboard. (C) #2-9

44. 43 Lamar Avenue. c. 1925. Brick, one and a half story cottage with two bay facade. The hip with center cross gable roof is covered with asbestos shingles and has two interior chimneys with corbeled caps. A tripart window is located in the gable of each facade. The attached full width porch has four classical supports and a flat roof. The door is located in the left bay and has a multi-paned enframing. The right bay is a bay window with interlocking brick detail. Decorative stone quoins appear on the corners of the facade. (C) #2-10

This building has a stuccoed garage in the rear of the property. (C)

45. 41 Lamar Avenue. c. 1925. One-story stucco bungalow with cross gable roof. The asbestos shingled roof has exposed rafters under the eaves. The front facing, attached/inset porch fronts sections of the south and east facades. The porch has a gable roof with four square stuccoed supports with square block balustrade. The nine-light door is located in the center of the facade and an entrance is located on the recessed east facade. The paired windows are 6/1 double hung sash. (C) #2-11
46. 37 Lamar Avenue. c. 1925. One and a half story, plain weatherboard, frame cottage with low hip roof with gable dormer and decorative side gable. The roof is composed of asbestos shingles. The south facade has a central section with recessed areas on each side. The recessed wraparound porch has four decorative concrete block supports on similar decorative piers. A door is located in the central section and one is located in the right recessed area. Windows are 1/1 double hung sash. (C) #2-12
47. 33 Lamar Avenue. c. 1925. This one-story cottage has a hip with cross gable roof with plain weatherboard wall material. The roof has two interior chimneys and an exterior end chimney. The attached porch wraps around the south and east facades. The porch has a flat roof with gable front and is supported by paired classical columns. The three bay facade has a centrally located double door with transom and a bay window on the right. The windows are 1/1 double hung sash except for the bay window which has 1/2 panes with extremely long panes. This sash arrangement is unusual. A rear cross gable comes to a bay window with decorative woodwork and a rear side porch has decorative grill work. (C) #2-13

United States Department of the Interior
National Park ServiceNational Register of Historic Places
Continuation SheetSection number 7 Page 10

48. 29 Lamar Avenue. c. 1925. Two and a half story craftsman with plain weatherboard wall treatment. This gable front roof has asbestos shingles with exterior end and side chimneys. The attached one story, entry porch has a flat roof with two brick pier supports. The piers have recessed panels and low brick walls flank each pier. Matching piers support the porte cochere on the west facade. The porch has a tile floor and exposed rafters and beams on the roof. The door is centrally located on the three bay facade and has a multi-pane transom and side lights. The windows are paired and are 9/1 double hung sash. The overhanging eaves have bracket work and a vent with central window is located under the gable. A sleeping porch is located on the second floor on the northwest corner. The grounds and gardens are beautifully maintained. (C) #2-14
49. 22 Lamar Avenue. c. 1913. Two story, plain weatherboard, frame house with pressed tin, hipped with cross gable roof. The three bay facade has a projecting gable with a two story, shallow angled bay on the right. A one story attached wraparound porch has 10 classical supports on brick piers extending to a porte cochere on the west facade. The door is centrally located and has a transom with side lights. The windows are 1/1 double hung sash and an entrance is also located on the west facade. A rear attached screened in porch contains a wooden staircase. Both chimneys are interior end. (C) #2-15
50. 32 Lamar Avenue. c. 1925. One story, double hip with cross gable roof of asbestos shingles. The exterior wall material is asbestos shingles. The attached, angled wraparound porch has a flat roof with eight Ionic columns. The three bay facade has a central section with two recessed sections on either side. Entrances are located in the recessed sections. The doors have transoms while the windows are 1/1 double hung sash. The front gable has a window flanked by triangular vents. The two interior end chimneys have corbeled caps. (C) #2-16
51. 36 Lamar Avenue. c. 1925. This one story brick bungalow with gable sides has an attached full width, gable front porch with two full height brick piers. The asbestos shingled roof has an interior chimney. The door is located off center to the right on this three bay facade. The windows are paired, 9/1 double hung sash. The gable front and sides have board and batten type siding and brackets. (C) #2-17
52. 44 Lamar Avenue. c. 1940. One and a half story brick bungalow with a cross gable roof with an attached gable front porch. The roof is asbestos shingles with an exterior end chimney. The three porch supports are brick piers with concrete caps. The door is centrally located with multi-paned enframement. Another door is located in the recessed left south facade.

United States Department of the Interior
National Park ServiceNational Register of Historic Places
Continuation SheetSection number 7 Page 11

The tripart windows are 8/1 double hung sash. The gable front has board and batten type siding. (C) #2-18

53. 48 Lamar Avenue. c. 1925. One story bungalow with gable side roof and plain weatherboard wall material. The attached gable front, partial width porch has exposed brackets and beams with two brick supports. The asbestos shingled roof has an interior chimney with corbeled cap. The three bay facade has a single multi-pane over one sash window. The centrally placed door has a transom while the right bay, tripart windows are multi-pane over one double hung sash. (C) #2-19
54. 50 Lamar Avenue. c. 1907. This one and a half story bungalow has a gable on high hip roof with two interior chimneys. A central decorative gable extends onto the porch and dormers are located on the side facades below the gable on the hip roof. The exterior wall treatment is plain weatherboard while the roof material is slate. The attached, full width porch has eight classical columns, paired on the ends. The porch gable has a central tripart vent. The door is centrally located with multi-pane transom and side lights while the windows are 16/1 double hung sash, paired on the right of the front (north) facade. (C) #2-20
55. 102 Lamar Avenue. c. 1913. One-story, plain weatherboard cottage with high hip roof with center decorative gable and a full recessed porch with four supports of iron grillwork on brick piers. Iron bannister connect the brick piers. The roof material is pressed tin with two interior chimneys. The decorative gable has a tripart vent with decorative woodwork. The centrally located door has a transom and side lights and the windows are 2/2 double hung sash. (C) #2-21

A plain weatherboard outbuilding is now used in conjunction with the school. (C)

56. 104 Lamar Avenue. c. 1913. One story, hip with cross gable cottage with partial width attached porch with five tapered square supports on low brick piers. The porch has a flat roof and has been glassed in with a variety of plate glass and louvered windows. The asbestos shingled roof has two interior chimneys. On this three bay facade cottage, the door is centrally located and the paired windows are 2/2 double hung sash. The exterior wall treatment is asphalt siding. (C) #2-22
57. 108 Lamar Avenue. c. 1913. One story, hip with cross gable, L-cottage with plain weatherboard wall material. The attached partial width porch has a flat roof with four classical columns. The three bay facade has a central door with tripart transom and partial side lights and paired 2/2

United States Department of the Interior
National Park ServiceNational Register of Historic Places
Continuation SheetSection number 7 Page 12

double hung sash windows. The roof material is asbestos shingles with two interior chimneys. (C) #2-23

58. 112 Lamar Avenue. c. 1913. One and a half story, plain weatherboard, gable front bungalow with recessed porch. The full width porch has four supports; the two end supports are covered with shinglework while the two central supports are plain posts on brick piers. A stick style balustrade joins the brick piers. The three bay facade has an off centered door with a diagonal multi-pane enframement and the windows are multi-pane over one, double hung sash. The roof material is asbestos shingles with an interior and exterior end chimneys. This structure has a great deal of decorative bracket work on the eaves and supports. The window in the gable has two lights with multi-pane over single pane sashes. (C) #2-24
59. 114 Lamar Avenue. c. 1940. This one story, Tudor revival cottage has gable sides with a common bond brick exterior. The central door has three lights and the windows are 8/8 double hung sash. A decorative gable is located over the entrance and the right window. The window gable has exterior wall treatment to resemble half timbering. The left window has been closed in and has an attached metal awning. Shutters have a decorative flower motif. (C) #2-25
60. 116 Lamar Avenue. c. 1913. One story bungalow with high hip roof and plain weatherboard siding. The roof is asbestos shingles with an interior and exterior end chimneys. The attached entry porch has a hipped roof with two round columns on a rusticated stone foundation. A low, closed stone balustrade runs the full width of the bungalow and has decorative stonework arches. The four bay facade has an original off center door in the third bay with an additional, smaller door in the second bay. The original door has a multi-pane transom while the windows are multi-pane over one double hung sash. A rear bay entrance is located on the left side. (C) #2-26
61. 120 Lamar Avenue. c. 1913. Two story, hip with cross gable roof, two interior end exposed face chimneys and pressed tin roof. The attached one story full width porch which wraps around a portion of the eastern facade, has a flat roof with six classical supports. The five bay facade has doors in the second, third and fourth bays with the fourth bay being the original entrance. This door has a decorative glass work panel. The first bay is the enclosed side porch while the second and third bays are glass paned doors which were added to the house when it was made into apartments. All windows are 1/1 double hung sash while a rear outside staircase leads to the second floor. Two doorways on the second floor lead to the roof of the front facade porch which indicates that the porch

United States Department of the Interior
National Park ServiceNational Register of Historic Places
Continuation SheetSection number 7 Page 13

may have been full height. The exterior wall treatment is plain weatherboard. (C) #2-27

62. 126 Lamar Avenue. c. 1940. This one and a half story bungalow has gable sides with a central dormer and plain weatherboard wall treatment. The recessed, full width porch has two end masonry supports with rounded brackets. The central door is flanked by 6/1 double hung sash windows. The dormer has a tripartite window and the bungalow has exposed rafters. There is one interior end chimney. (C) #2-28
63. 128 Lamar Avenue. The Pfeifer House. c. 1900. This one-story, plain weatherboard cottage with hip with cross gable roof has an attached wraparound porch with decorative bargeboard, spindlework, bannisters, and six supports. The double doors are centrally located, the windows are 1/1 double hung sash, and the chimneys are interior and interior end. A rear entrance on the east facade repeats the decorative woodwork, taking advantage of the siting on a corner lot. (C) #2-29
64. 202 Lamar Avenue. c. 1903. This one story frame cottage has a hip with cross gable roof and a decorative gable. The exterior wall material is plain weatherboard while the roof is seamed tin. The attached partial width porch has a half hip with gable roof, five pilasters with spindle work and decorative supports. The front and side gables have recessed bell shaped panels with diamond shaped vents. A gable section with decorative woodwork is set on a diagonal with the main section of the house. The door is centrally located while the windows are 1/1 double hung sash. (C) #2-30
65. 204 Lamar Avenue. c. 1903. One-story, plain weatherboard, frame cottage, hip with cross gable roof. The front gable has a projecting gable section onto the attached porch. The porch is full width with five Doric column supports on low brick piers and brick balustrade. The porch line follow the form of the house, projecting out at the gable end of the house. The transomed door is centrally located and the windows are 4/4 double hung sash. The chimney is interior with clay chimney pots and the roof is of pressed tin. (C) #2-31
66. 208 Lamar Avenue. c. 1903. One story, plain weatherboard, frame cottage with hip with cross gable roof. The front gable has a projecting gable section with a circular vent. A decorative gable is located on the left with a flower detailed vent. The full width porch has seven narrow columns supporting the flat roof. The door is centrally located and has a transom. The windows are 4/4 double hung sash and the roof is composed of asbestos shingles. (C) #2-32

United States Department of the Interior
National Park Service

National Register of Historic Places
Continuation Sheet

Section number 7 Page 14

67. 216 Lamar Avenue. c. 1903. One story frame cottage with cross gable roof and shallow angled bay in the projecting gable. The attached, partial width porch has a flat roof with four square columns. The door is centrally located and has a transom. The windows are 2/2 double hung sash and the roof is composed of tin with two interior chimneys. The gables have decorative bargeboard and vented openings. (C) #2-33
68. 220 Lamar Avenue. c. 1903. This one-story, beaded weatherboard frame house has a cross gable roof and plain weatherboard siding. The projecting gable has a shallow angled bay. The attached partial width porch has three square supports on brick piers with connecting brick balustrade. The roof material is asbestos shingles with an interior chimney. The central door has a stained glass transom and the 4/4 windows are double hung sash. The floor plan of this house shows the addition of an early outbuilding to the south facade. (C) #2-34
69. 224 Lamar Avenue. The Varnon House. c. 1903. One-story cottage with hip with cross gable roof with decorative gable. The exterior wall treatment is plain weatherboard. The full width attached porch with a flat roof has decorative bargeboard, spindlework, and bannisters with eight supports. The decorative gable has shingle work and vent. The door is centrally located in the five bay facade with side lights and transom. The windows are 1/1 double hung sash with an additional door located in the fourth bay. The roof is composed of seamed tin with two interior chimneys. (C) #2-35
70. 228 Lamar Avenue. c. 1903. This one-story, plain weatherboard cottage has a half-hipped gable roof with cross gable and decorative gable. The asbestos shingled roof has two interior chimneys and an interior end chimney. The wraparound, full width porch curves on the side and has seven classical columns. The door is centrally located and has a transom light. The windows are 2/2 double hung sash. The gables have decorative spindlework, shinglework, and vents. (C) #2-36
71. 232 Lamar Avenue. c. 1903. One-story, frame cottage with plain weatherboard siding, hipped with cross gable roof. The porch is partial width with flat roof, three square supports covered with asbestos siding, and additional steps off the east facade. The porch extends on the east facade and French doors open on to the porch. The asphalt shingled roof has two interior chimneys with corbeled caps. The door is centrally located and the windows are 2/2 double hung sash. (C) #3-2
72. 302 Lamar Avenue. c. 1903. One-story, frame cottage with aluminum siding, high hip roof with cross gable. The partial width porch has been enclosed

United States Department of the Interior
National Park ServiceNational Register of Historic Places
Continuation SheetSection number 7 Page 15

leaving a recessed double entry with multi-pane stained glass transom. An additional entrance is located off the recessed porch into the gable section. The windows are 4/4 double hung sash. The roof is pressed tin with two interior chimneys with aluminum caps. The gable has small decorative vent and woodwork. (C) #3-3

73. 306 Lamar Avenue. c. 1913. One-story, hip with cross gable roof of asphalt shingles. The projecting gable contains a shallow angled bay. The attached, flat roof porch has five supports, three classical columns with two iron poles on the eastern facade forming a shed roofed garage. The porch formerly wrapped around the north and east facades but has been altered to accommodate the carport. The centrally placed double doors have a transom light and the windows are 1/1 double hung sash. The gable front has decorative woodwork and bargeboard and the exterior wall treatment is plain weatherboard and aluminum siding. (C) #3-4
74. 314 Lamar Avenue. c. 1945. One-story, cross-gable in hipped roof with attached full width porch with half hipped roof. The roof is asbestos shingles with two interior chimneys. The exterior wall material is weatherboard with aluminum siding on the later additions. The porch has four square column supports on brick piers with low brick walls connecting the piers. The left portion of the porch has been enclosed. The door is located in the center and has a full transom with side lights. The windows are 1/1 double hung sash. The front gable has a single light flanked by vents. (NC) #3-5
75. 318 Lamar Avenue. The T.W. Hall House. c. 1870. This two story, Italianate house has a gable front roof with a two story pedimental portico. The pedimental portico has four decorative square paneled columns with a decorative vent in the pediment. The door has arched windows and the 2/2 double hung sash windows have decorative surrounds. Decorative brackets are located underneath the eaves of the central structure. The east facade has two bay windows with flat roofs. A rectangular addition is located off the rear east side and an original addition on the west facade has been modified. The west addition has a bay window on the north wall and an original porch has been closed in. The plain weatherboard exterior has been replaced with aluminum siding on some areas of the structure. The interior contains inlaid hardwood floors. (C) #3-6

One plain weatherboard outbuilding is original to the property. It is now used for storage. (C)

United States Department of the Interior
National Park ServiceNational Register of Historic Places
Continuation SheetSection number 7 Page 16

76. 406 Lamar Avenue. c. 1939. One story bungalow with hip with cross gable roof. The three-bay facade has a central doorway with a nine pane door. The windows are 6/1 double hung sash. The attached full width, shed roofed porch has four square columns on brick piers. The roof is composed of asbestos shingles with an interior and exterior end chimney and the exterior wall treatment is plain weatherboard. (C) #3-7
77. 410 Lamar Avenue. c. 1880. This two story gable front cottage has a one-story full width porch with a shed roof, four pilasters, and decorative woodwork, bannisters and bargeboard. The roof is composed of asbestos shingles and has interior and exterior rear chimneys with clay chimney pots. The entrance is located in the first bay of the north three bay facade and has a transom and panes in the door. An additional entrance is located on the east facade and several one-story additions are located on the rear (south) facade. The exterior wall treatment is plain weatherboard and the front gable has a decorative tripart vent. (C) #3-8
78. 409 Alabama Avenue. c. 1907. One-story, L-shaped cottage, hip with cross gable roof and plain weatherboard exterior. The asbestos shingled roof has two interior chimneys with corbeled caps. The attached, full width porch has four turn posts, a metal hipped roof, and decorative bannister. The front gable has decorative woodwork and vent. The windows are 4/4 double hung sash and the center door has a full transom. (C) #3-10

A single pen outbuilding is located on the property. (C)

79. 406 Alabama Avenue. c. 1913. One-story, L-shaped cottage with attached partial width porch and plain weatherboard wall treatment. The flat metal porch roof is supported by four iron supports on brick piers. The door is located in the center of the three-bay facade and the windows are 2/2 double hung sash. The pressed tin roof has two interior chimneys covered with stucco. The front gable has decorative truss in a sunburst pattern with an arched vent. (C) #3-11
80. 404 Alabama Avenue. c. 1913. This one-story cottage has a hip with cross gable roof of asbestos shingles and two interior chimneys with corbeled caps. The full width attached porch has a half hip roof supported by four decorative posts with bannisters and bargeboard. The door is located in the center of this three bay facade and the windows are 4/4 double hung sash. Decorative woodwork adorns the front gable. The exterior wall treatment is plain weatherboard. (C) #3-12
81. 403 Alabama Avenue. c. 1913. One-story, cross gable cottage with partial width attached porch. A shallow angled bay is located beneath the

United States Department of the Interior
National Park ServiceNational Register of Historic Places
Continuation SheetSection number 7 Page 17

projecting gable. The door with transom is centrally located in the three bay facade. The windows are 4/4 double hung sash. The porch has asphalt shingles, three turned posts, and decorative bargeboard under the eaves. The main roof is asphalt shingles with two interior chimneys with corbeled caps and the exterior wall treatment is plain weatherboard. (C) #3-13

82. 400 Alabama Avenue. c. 1913. This one-story, cross-gabled, L-shaped cottage has a partial width attached porch with a flat metal roof. The projecting gable contains a shallow angled bay. The porch has three low brick piers with paired square columns. Decorative arches are located in the low brick porch wall. The roof is composed of pressed tin with two interior chimneys and the exterior wall treatment is plain weatherboard. (C) #3-14
83. 322 Alabama Avenue. c. 1903. One-story, cross-gabled cottage with pressed tin roof, two interior chimneys. The projecting gable contains a shallow angled bay. The attached porch has a flat metal roof with paired square wooden columns on brick piers. The transomed door is centrally located and the windows are 4/4 double hung sash. The exterior wall treatment is asbestos siding. (C) #3-15
84. 321 Alabama Avenue. c. 1925. This one-story bungalow has a high hip roof composed of pressed tin with an interior end chimney. The recessed porch wraps around the west facade. The entrance is centrally located and has a transom and sidelights. The three pairs of columns rest on brick piers. The windows are double hung with multi-paned over one sash. The house is covered in aluminum siding. (C) #3-16
85. 318 Alabama Avenue. c. 1913. This one-story cottage has a high hip cross gabled roof with a decorative gable. The attached full width porch has a half hip roof with metal and four supports, decorative barge board and bannisters. The main roof is composed of asbestos shingles with an interior chimney. The centrally placed door has a transom and the windows are 4/4 double hung sash. The exterior wall treatment is plain weatherboard. (C) #3-17
86. 317 Alabama Avenue. c. 1913. One-story, hip with cross-gable roof with attached partial width, flat roofed porch. The roof is composed of asbestos shingles. The centrally placed door has a transom and the windows are 4/4 double hung sash. The house is covered in aluminum siding. (NC) #3-18

United States Department of the Interior
National Park ServiceNational Register of Historic Places
Continuation SheetSection number 7 Page 18

87. 314 Alabama Avenue. c. 1913. This one-story cottage has a cross gable, pressed tin roof with an interior chimney. The projecting gable contains a shallow angled bay. The attached partial width porch has three pilasters, a flat roof and bargeboard under the eave of the gable. The door is centrally located and the windows are 4/4 double hung sash. The exterior is covered with asbestos siding. (C) #3-19
88. 313 Alabama Avenue. c. 1913. One-story, cross gable T-cottage with attached partial width porch. The roof is asbestos shingles with an interior chimney. The flat porch roof has two square columns for supports. The windows are 2/2 double hung sash and the door is centrally located in the three bay facade and has a transom. The exterior wall treatment is asbestos siding. (C) #3-20
89. 310 Alabama Avenue. c. 1925. This one-story bungalow has a recessed porch with two supports, a gable roof and low brick piers. The door is located off center and the paired windows are 4/1 double hung sash. The roof is composed of asbestos shingles. Brackets decorate the gable and the gables have decorative shinglework. Both front gables have multi-pane lights and the exterior wall treatment is plain weatherboard. (C) #3-21
90. 304 Alabama Avenue. c. 1925. One-story bungalow with gable side roof and plain weatherboard wall material. The sheet metal roof has a central dormer with decorative brackets and an interior chimney. The attached shed roof porch has four low brick piers. The two end supports are tall brick piers while the two interior piers have square posts on low brick piers. The door is located slightly off center and the windows are 1/1 double hung sash. (C) #3-22
91. 305 Alabama Avenue. c. 1903. This one-story frame cottage has a hip with cross gable roof with an attached full width porch with hipped roof. The porch has four turned posts and decorative brackets and bargeboard. A central decorative gable has decorative shingle work. The roof material is asbestos shingles, the door with transom is centrally located and the windows are 2/2 double hung sash. The exterior wall treatment is plain weatherboard. (C) #3-23
92. 300 Alabama Avenue. c. 1925. This apartment building has a high hip roof with a center decorative gable and a full-width recessed porch with four square supports on brick piers with connecting plain wooden balustrade. The doors have transoms and are located in the bays of the two bay facade. The asbestos roof has an interior chimney. The exterior wall treatment is plain weatherboard. (C) #3-24

United States Department of the Interior
National Park ServiceNational Register of Historic Places
Continuation SheetSection number 7 Page 19

93. 234 Alabama Avenue. c. 1903. One-story, cross gable cottage with asbestos shingled roof with an interior chimney and plain weatherboard wall material. The projecting gable contains an angled shallow bay. The shed roof porch wraps around the north and east facades and has decorative iron supports and railings. The front gable has decorative bargeboard and the door is centrally located in the three bay facade. The windows are 2/2 double hung sash. (C) #3-25
94. 233 Alabama Avenue. c. 1903. One-story, cross gable cottage with attached wraparound porch on east and south facades. The porch has a shed roof and six square supports on low brick piers. The east facade of the porch is screened-in. The doors are located in the center of each facade and the windows are 1/1 double hung sash. The roof material is asphalt shingles and the chimney is located in the interior. An additional porch is located off the rear west facade. The exterior of the house is covered in aluminum siding. (C) #3-26
95. 230 Alabama Avenue. c. 1903. One-story, clapboard cross gable cottage with central decorative gable. The projecting gable contains an angled, shallow bay. The attached, partial width porch has a flat roof and two square paneled supports on low brick piers. The porch line runs past the gable bay window. The asbestos shingled roof has an interior chimney. The door with transom is centrally located in the three bay facade and the windows are 2/2 double hung sash. (C) #3-27
96. 225 Alabama Avenue. c. 1913. Hip with cross gable, one-story cottage with an attached porch. The asbestos shingled roof has an interior chimney and decorative gable with shinglework. The porch has a flat roof with seven classical columns on brick piers and wraps around the south and east facades. The east facade of the porch is glass enclosed. The door is centrally located and the transom is enclosed. The windows are 4/4 double hung sash and the exterior is plain weatherboard. (C) #3-28
97. 226 Alabama Avenue. c. 1913. One-story clapboard, cross gable, pressed tin roof with decorative woodwork, bracket and vents. The projecting gable contains an angled shallow bay. The attached porch with half hip metal roof has two square column supports. The door is centrally located and the windows are 4/4 double hung sash. (C) #3-29
98. 221 Alabama Avenue. c. 1913. One-story clapboard, cross gable, pressed tin roof with an attached, partial width porch. The projecting gable has a shallow angled bay. The porch has a flat metal roof, three short square columns on brick piers and a brick balustrade. The porch line runs past the projecting gable bay. The two chimneys are located in the interior

United States Department of the Interior
National Park ServiceNational Register of Historic Places
Continuation SheetSection number 7 Page 20

of the roof. The door is centrally located and the windows are 4/4 double hung sash. (C) #3-30

99. 222 Alabama Avenue. c. 1913. This one-story, gable front cottage is covered with plain weatherboard and has an attached full width porch. The porch has an attached half hip roof, four turned posts supports and decorative bannisters and brackets. The roof is composed of asphalt shingles. The door is centrally located in the three bay facade and the windows are 4/4 double hung sash. (C) #3-31
100. 218 Alabama Avenue. c. 1903. Gable front, one story clapboard cottage with attached, full width porch. The roof material is pressed tin with an interior chimney. The flat porch roof is composed of metal with two square columns on low brick piers. The windows are 2/2 double hung sash while the two entrances occupy the two bays on the front facade. The gable contains decorative woodwork and a planter is built in to the front brick wall which connects the two brick piers. (C) #3-32
101. 219 Alabama Avenue. c. 1903. One-story, clapboard gable front cottage with sheet metal roof, exterior end chimney. The attached full width porch has a flat metal roof and three square supports on brick piers. The two transomed doors are located in the first and third bays of the three bay front facade and the windows are 2/2 double hung sash. Front gable has decorative shinglework and vent. (C) #3-33
102. 215 Alabama Avenue. c. 1903. One-story, clapboard cross gable cottage with pressed tin roof and interior chimney. The attached partial width porch has a flat metal roof and three round columns for supports. The main entrance is located in the center of the three bay facade while a second entrance is located off the porch into the side of the projecting bay. Both entrances have transoms while the windows are 2/2 double hung sash. The gable front and porch have decorative diagonal beaded weatherboard detail. (C) #3-34
103. 214 Alabama Avenue. c. 1913. One-story, cross gable with attached partial width porch. The projecting gable has an angled shallow bay. The roof material is asbestos shingles and there are two interior chimneys with corbeled caps. The flat porch roof is composed of sheet metal and the porch has three supports with decorative bargeboard and spindlework. Spindlework and shinglework are also located on the eaves and in the gable. The door is centrally located in the three bay facade and the windows are 2/2 double hung sash. The exterior wall treatment is plain weatherboard. (C) #3-35

United States Department of the Interior
National Park ServiceNational Register of Historic Places
Continuation SheetSection number 7 Page 21

104. 210 Alabama Avenue. c. 1913. One-story, cross gable cottage with sheet metal roof. The attached partial width porch has a flat roof with decorative spindlework and bargeboard along the eaves and in the front gable. The projecting gable contains an angled shallow bay. The three supports are on low brick piers, the door is centrally located and the windows are 2/2 double hung sash. The exterior is covered in aluminum siding. (C) #3-36
105. 209 Alabama Avenue. c. 1903. One-story, cross gable cottage with a roof composed of sheet metal. The three bay facade has a centrally located door with transom and the windows are 2/2 double hung sash. The roofline shows three chimneys, two interior and one exterior end. The projecting gable has an angled, shallow bay. The attached partial width porch has a flat metal roof with three supports and decorative spindlework on the gable eaves and decorative bargeboard and bannisters. A rear deck is enclosed in lattice work and a wooden fence surrounds the entire yard. The exterior wall treatment is plain weatherboard. (C) #4-2
106. 206 Alabama Avenue. c. 1913. This one-story, cross gable cottage has a roof composed of sheet metal with an interior chimney. The projecting gable contains an angled shallow bay. The attached partial width porch has a flat metal roof with three supports and decorative spindlework, bargeboard, and bannisters. The door is centrally located and the windows are 2/2 double hung sash. The exterior wall treatment is plain weatherboard. (C) #4-3
107. 205 Alabama Avenue. c. 1903. One-story, cross gable cottage with a roof composed of sheet metal. The projecting bay contains an angled shallow bay and the exterior wall treatment is plain weatherboard. The three bay facade has a centrally located door with transom and the windows are 2/2 double hung sash. The roofline shows an interior chimney. The attached partial width porch has a flat metal roof with three supports and decorative spindlework, bargeboard and bannisters. Lattice work is located between the brick foundation piers. (C) #4-4
108. 200 Alabama Avenue. c. 1903. This pyramidal form, high hipped roofed, one-story cottage has a partial width, recessed porch with two square columns and a planter incorporated into the low brick porch wall. The roof material is pressed tin with an interior and interior end chimney. The two doors are located in the second and third bays of the four bay facade. The third bay door is centrally located and has full transom and side lights. The windows have diagonal multi-pane sash over a single light sash. The exterior wall treatment is plain weatherboard. (C) #4-5

United States Department of the Interior
National Park ServiceNational Register of Historic Places
Continuation SheetSection number 7 Page 22

109. 201 Alabama Avenue. c. 1903. One-story, cross gable cottage with a roof composed of sheet metal. The projecting gable has a angled, shallow bay. The three bay facade has a centrally located door with transom and the windows are 2/2 double hung sash. The attached partial width porch has a flat metal roof with three supports and decorative spindlework, bargeboard and bannisters. Lattice work is located between the brick foundation piers. The exterior wall treatment is plain weatherboard. (C) #4-6
110. 149 Alabama Avenue. c. 1907. This one-story cottage has a hip with cross gable roof with a wraparound porch. The porch connects projecting gables with shallow angled bays on the east and south facade. The six square porch supports are connected by bannisters and the flat roof is composed of metal. Bargeboard and decorative shinglework are located on the projecting gables. The roof is composed of asbestos shingles and shows an interior, interior end, and exterior end chimneys. The exterior wall treatment is plain weatherboard. Entrances are centrally located on the east and south facades and both have transoms. The windows are 1/1 double hung sash. A lattice work fence is located in the rear. (C) #4-7
111. 135 Alabama Avenue. c. 1935. This one story bungalow has a gable front with a gable front, partial width attached/inset porch. The three square supports rest on low brick piers. The roof is composed of asbestos shingles and has an interior end chimney with an exposed face. The door is located off-center to the left of the front facade and the windows are 4/1 double hung sash. The exterior wall treatment is plain weatherboard. (C) #4-8
112. 132 Alabama Avenue. c. 1925. One-story, hip with cross gable cottage has a roof composed of pressed tin with an interior chimney. The attached porch has four square columns on brick piers and has a flat metal roof. The door is centrally located and the windows are 4/1 double hung sash. A central decorative gable contains a vent. The exterior is covered with aluminum siding. (C) #4-9
113. 133 Alabama Avenue. c. 1907. This one-story, cross gable cottage has a roof composed of asphalt shingles with two interior chimneys with corbeled caps. The attached, one-story, partial width porch has a flat metal roof with three iron supports resting on a concrete floor. The projecting gable has decorative woodwork and vent in the gable and a shallow angled bay beneath. Lattice work covers the rear porch addition. The exterior wall treatment is plain weatherboard. (C) #4-10

United States Department of the Interior
National Park ServiceNational Register of Historic Places
Continuation SheetSection number 7 Page 23

114. 128 Alabama Avenue. c. 1913. High-hip, one-story cottage with central dormer and wraparound porch. The roof is composed of asphalt shingles with two interior chimneys. The porch has a flat metal roof with six columns with decorative veneer concrete block piers and foundation. The foundation is covered in the same siding and the dormer has a tripart vent. The central double doors have a full transom and the windows are 2/2 double hung sash. The exterior wall treatment is plain weatherboard. (C) #4-11
115. 129 Alabama Avenue. c. 1907. High-hip, one-story cottage with decorative gables located on the south and east facades. The roof is composed of asbestos shingles with two interior chimneys with corbeled caps. The attached full width porch has a flat metal roof and four iron work supports on brick piers connected by plain iron bannisters. The door is centrally located and the windows are 2/2 double hung sash. The exterior wall treatment is plain weatherboard. (C) #4-12
116. 123/125 Alabama Avenue. c. 1940. This gable side, one-story apartment building has twin entrances located on each end of the south facade. The entrances have attached, gable front, entry-width porches with two plain supports. The multi-paned doors are located at each entry porch and the middle bays are 4/1 double hung sash. The exterior wall treatment is brick veneer. The roof is composed of asphalt shingles with an interior chimney. (C) #4-13
117. 126 Alabama Avenue. c. 1940. One-story bungalow, cross gable roof of asbestos shingles with recessed entry porch. The entry porch has a single iron support and railing. The windows are 6/6 double hung sash with a tripart window in the third bay of the three bay facade. This window has a central pane of plate glass flanked by 3/3 sash windows. The exterior wall treatment is asbestos shingles. (C) #4-14
118. 121 Alabama Avenue. c. 1907. One-story, hip with cross gable dwelling with attached full width porch. The exterior wall treatment is plain weatherboard. The roof is composed of asbestos shingles and has a central decorative gable with vent and shinglework. The four porch supports are iron grillwork and they rest on low brick piers connected by a low brick wall. The porch has a flat metal roof, the door is centrally located and the windows are 2/2 double hung sash. (C) #4-15
119. 124 Alabama Avenue. c. 1950. This brick, one-story, gable side dwelling has an asbestos shingled roof and a three bay facade with decorative gable. The door is centrally located and the windows are 8/8 double hung sash. The decorative gable projects over the entrance, providing an

United States Department of the Interior
National Park Service

National Register of Historic Places
Continuation Sheet

Section number 7 Page 24

- overhang for the entrance stoop. This particular property has numerous hot houses and a two story guest house. (NC) #4-16
120. 117 Alabama Avenue. c. 1907. One-story, hip with cross gable roof composed of asbestos shingles. The attached, full width porch has a flat roof with seven turned posts. The porch has decorative bargeboard and spindlework and an arched vent in the front gable. The central doorway has a full transom and the paired windows are 2/2 double hung sash. The exterior wall treatment is plain weatherboard. (C) #4-17
121. 116 Alabama Avenue. The Heim House. c. 1903. This hip with cross gable roof cottage has a pressed tin roof with decorative gable and interior end chimney. The wraparound porch has a flat roof with eight classical Ionic supports. The entrances are located in the first and third bays. The first bay is located on the recessed part of the front (north) facade. Both entrances have transoms and the windows are 2/2 double hung sash. The exterior wall treatment is aluminum siding. (C) #4-18
122. 111 Alabama Avenue. c. 1925. This one story bungalow has a gable front roof composed of asbestos shingles with double vent and interior chimneys. The recessed porch has four square supports on low brick piers. The paired windows are 9/1 double hung sash and flank the centrally placed door in this three bay facade. This bungalow has exposed rafters and decorative brackets under the gable. The exterior wall treatment is vinyl siding. (C) #4-19
123. 112 Alabama Avenue. c. 1907. One-story, hip with cross gable roof of asbestos shingles. The wraparound porch has three supports and the rounded northeast corner of the porch is enclosed. The projecting gable has a shallow, angled bay. The entrances are located on the north and east facade. The north entrance is in the side of the projecting bay while the east facade entrance is centrally located. The windows are 2/2 double hung sash. (C) #4-20
124. 107 Alabama Avenue. c. 1907. One-story, hip with cross gable roof with decorative gable. The roof is composed of pressed tin with two interior and one interior end chimney. The projecting gable has a shallow, angled bay. The shed roof porch curves around the south and east facade and has six square supports resting on brick piers. The door is located in the second bay of the four bay facade with an additional entrance located in the recessed fourth bay. The exterior wall treatment is plain weatherboard and the windows are 1/1 double hung sash. (C) #4-21

United States Department of the Interior
National Park ServiceNational Register of Historic Places
Continuation SheetSection number 7 Page 25

125. 102 Alabama Avenue. c. 1950. One-story, cross gable ranch dwelling with asbestos shingled roof. The front gable has 2/2 double hung sash windows and the entrance is located on the eastern facade. The exterior is brick with the front facing gable and sash frame covered with redwood siding. (NC) #4-22
126. 101 Alabama Avenue. c. 1907. One-story cottage, hip with cross gable roof composed of asbestos shingles with two interior chimneys. The exterior wall treatment is aluminum siding. The chimneys have recessed brick panels and corbeled caps. The partial width porch has a flat roof with five decorative pilasters. The bannister is a plain rail while the gables have decorative bargeboard, woodwork and vents. The door is centrally located in the three bay facade and the paired windows are 2/2 double hung sash. A picket fence borders the front walk. (C) #4-23
127. 100 Alabama Avenue. c. 1907. One-story cottage, hip with cross gable roof composed of pressed tin. The projecting gable has an angled shallow bay beneath it. The attached, partial width porch extends past the facade on the west side of the dwelling and has five square columns on brick piers. The two interior chimneys have corbeled caps. The doorway is located in the second bay of the four bay facade while the windows are 2/2 double hung sash. The exterior wall treatment is plain weatherboard. (C) #4-24
128. 52 Alabama Avenue. c. 1905. This one-story cottage has a pyramidal form with a high hip roof. The roof is composed of sheet metal with two interior chimneys, one of which has a corbeled cap. The attached, full width porch has a flat metal roof with four square supports on brick piers connected by a brick balustrade. The porch is screened. The centrally located entrance has a full transom and side lights. The windows are 1/1 double hung sash and the exterior wall treatment is plain weatherboard. (C) #4-26
129. 53 Alabama Avenue. c. 1925. One-story brick bungalow with low hip roof of asphalt shingles and an interior and interior end chimney. The brick is composed in a Flemish rowlock bond. The attached, partial width porch has two tall end piers supporting a gable front roof. The interior of the gable is stucco. The bungalow has exposed rafters and decorative brackets. The triple windows are 4/1 double hung sash with a multi-paned, off centered door. (C) #4-25

Outbuilding consists of a brick garage with matching rowlock bond. (C)

130. 51 Alabama Avenue. c. 1907. This two-story dwelling has a hip with cross gable roof composed of asbestos shingles and two interior chimneys.

United States Department of the Interior
National Park ServiceNational Register of Historic Places
Continuation SheetSection number 7 Page 26

Beneath the projecting gable on the facade is a shallow angled bay. The attached, one-story, partial width porch has a metal, hip with gable roof. The gable is located over the central entrance. The porch has five supports with decorative spindlework and the two story bay has decorative bargeboard and vents. The central double door has a transom and the windows are 1/1 double hung sash. The exterior wall treatment is plain weatherboard. (C) #4-27

Rear garage and service buildings located on this property. (C)

131. 50 Alabama Avenue. c. 1913. One-story, cross gable cottage with pressed tin roof and three interior chimneys. The attached, full width porch has four square supports on low brick piers and a flat metal roof. The door is centrally located with a full transom and side lights while the windows are 2/2 double hung sash. The exterior wall treatment is plain weatherboard. (C) #4-28
132. 46 Alabama Avenue. c. 1913. One-story cottage, hip with cross gable roof composed of asbestos shingles with two interior chimneys. The attached partial width porch has a shed, metal roof with two decorative turned posts. The porch roof is in poor condition. The doorway is centrally located and has a full transom with side lights. The windows are 1/1 double hung sash and the exterior wall treatment is plain weatherboard. (C) #4-29
133. 42 Alabama Avenue. c. 1914. This one-story cottage has a cross gable roof composed of pressed tin with a multi-paned, central dormer. The attached partial width porch has a metal shed roof with two iron posts resting on a stone foundation with decorative grates. The two interior chimneys are brick and stone. The central doorway has a transom and the windows are 2/2 double hung sash. The exterior wall treatment is aluminum siding. (C) #4-30
134. 45 Alabama Avenue. c. 1925. One-story bungalow with high hip roof of pressed tin with an interior end chimney. The attached, full width porch has a hip roof with three square columns on brick piers. A fourth brick pier does not have a column. The door is located off center and has a full transom light while the windows are 1/1 double hung sash. The exterior wall treatment is plain weatherboard. (C) #4-31
135. 41 Alabama Avenue. c. 1925. One-story, high hipped roof with attached gable front porch and plain weatherboard exterior. The porch has a flat roof with five classical supports and wraps around the south and east facades. The door is placed in the second bay of the two bay facade and

United States Department of the Interior
National Park ServiceNational Register of Historic Places
Continuation SheetSection number 7 Page 27

has a full transom. The windows are 1/1 double hung sash. The pressed tin roof has an interior chimney with a corbeled cap. (C) #4-33

136. 40 Alabama Avenue. c. 1930. One-story, gable front bungalow with attached three-quarter width porch with clipped gable roof. The roof material is asbestos shingles with two interior chimneys. The two porch supports are stunted end columns on tall brick piers. The door is located off center to the right and has a multi-pane light. The exterior material is aluminum siding. The siding extends below the eave of the porch gable. (C) #4-32
137. 38 Alabama Avenue. c. 1924. One-story, gable front bungalow with plain weatherboard exterior. The weatherboard covering the front facing gable extends below the roofline to rest on three square tapered columns on brick piers. The door is placed in the third bay of the three bay facade and the left side of the porch is screened in. The windows are 4/4 double hung sash and the roof material is asbestos shingles. This dwelling has decorative brackets and vents in the gable. (C) #4-34
138. 37 Alabama Avenue. c. 1925. One-story, cross gable roof with front facing gable. The roof material is pressed tin with two interior chimneys while the exterior wall treatment is plain weatherboard. The attached gable front, partial width porch has two end square tapered columns on brick piers with two low piers in the center. The door is placed off center and has a full transom and sidelights. The windows are 9/1 double hung sash with a small casement window occupying the third bay. (C) #4-35
139. 36 Alabama Avenue. c. 1924. One-story bungalow with low hip roof with decorative gable. The roof material is asbestos shingles. The attached wraparound porch has a flat roof and six tapered square columns on brick piers. The exterior wall treatment is plain weatherboard. The doorway is located off center to the right and the windows are 4/1 double hung sash. A second entrance is located on the west facade. (C) #4-36
140. 35 Alabama Avenue. c. 1950. This one-story brick ranch house has an asbestos shingled, cross-gabled roof with an exterior end chimney. The shed roof porch has two iron supports, central doorway and twelve pane stationary windows. (NC) #5-2
141. 33 Alabama Avenue. c. 1950. One-story cottage with gable sides and three bay facade. The side porch has four supports, side gable roof and is screened in. The door is centrally placed and the windows are 6/6 double hung sash and have metal awnings. The roof material is asbestos shingles and the exterior wall treatment is aluminum siding. (NC) #5-3

United States Department of the Interior
National Park ServiceNational Register of Historic Places
Continuation SheetSection number 7 Page 28

142. 34 Alabama Avenue. c. 1950. One-story cottage with side gable roof. The attached entry porch has a gable front roof with two iron supports. The door is centrally located, the windows are 1/1 double hung sash and the roof is composed of asbestos shingles. The house is covered in plain weatherboard siding. (NC) #5-4
143. 32 Alabama Avenue. c. 1952. One story, side gable cottage with central door and 6/6 double hung sash windows. The roof material is asbestos shingles with an interior chimney. The exterior wall treatment is aluminum siding. (NC) #5-6
144. 31 Alabama Avenue. c. 1950. One-story, side gable cottage with recessed porch. The door is placed off the porch on the west wall. The porch has two wooden supports, brick flooring, and a metal awning which wraps around the south and west facades. The three bay facade has 6/6 double hung sash windows. The exterior is covered in aluminum siding and the roof is composed of asbestos shingles with an interior chimney. (NC) #5-5
145. 27 Water Avenue. c. 1950. This one-story cottage has side gables and an attached entry porch with a gable roof supported by two columns. The three bay facade has a central entrance and 6/6 double hung sash windows. The roof material is asbestos shingles with an exterior end chimney and the exterior is covered with aluminum siding. (NC) #5-7
146. 29 Water Avenue. c. 1950. One-story residence with gable sides with asbestos shingled roof and exterior facade chimney. This structure is covered with vinyl siding. The four bay facade has a doorway in the third bay with 6/6 double hung sash windows. The recessed entry has a shed roof and a brick stoop. (NC) #5-8
147. 31 Water Avenue. c. 1906. This two story, gable front structure has an asphalt shingled roof with an interior end chimney. The attached one story, full width porch has four square column supports and a shed roof. The three bay facade has an off centered doorway in the second bay with flanking 1/1 stationary windows. The second floor windows are paired 1/1 double hung sash. Brackets are located under the eave of the front gable and a bay window with a hip roof is centered on the west facade. The building is covered with aluminum siding. (C) #5-9
148. 33 Water Avenue. c. 1923. One-story bungalow, low hip roof with dormer and plain weatherboard wall material. The attached three-quarter width porch has a half hip roof, four decorative iron supports, and a tile floor and steps. Iron work is also attached to the eaves of the dormer. The roof material is asbestos shingles with two interior end chimneys, an

United States Department of the Interior
National Park ServiceNational Register of Historic Places
Continuation SheetSection number 7 Page 29

interior chimney and an exterior end chimney. The door is located off-center of this three bay facade with 2/2 double hung sash windows. The roof line has exposed rafters and the dormer has a vent. (C) #5-11

149. 37 Water Avenue. c. 1923. This gable front bungalow has a full width, recessed gable front porch with two brick end piers and an interior ironwork support. Ironwork also adorns the bottom of the gable and the roofline has exposed rafters. The door is located off-center to the left of this two bay facade and has a multi-paned door. The paired windows are 2/2 double hung sash and the exterior wall treatment is plain weatherboard. (C) #5-12
150. 45 Water Avenue. c. 1922. One-story clapboard cottage with cross-gable roof of pressed tin, with a decorative gable and two interior chimneys. The attached, partial width screened porch has a metal, shed roof with five square columns. The four bay facade has a central placed transomed door in the second bay and 2/2 double hung sash windows. The front gable and decorative gable have decorative woodwork and vents. (C) #5-13
151. 101 Water Avenue. c. 1907. One-story cottage, high hip roof with cross gable with shallow angled bay in projecting gable. The roof has asphalt shingles and two interior chimneys with metal caps. The wraparound porch has seven classical columns and a flat metal roof. The porch is partially screened in. The door with multi-paned transom is located in the central bay and the windows are 2/2 double hung sash. A second entrance is located on the east facade. The exterior wall treatment is plain weatherboard. (C) #5-15
152. 102 Water Avenue. c. 1950. One-story cottage with gable sides and plain weatherboard exterior. The attached partial width porch has four iron supports with a gable roof. The door is located in the center of the three bay facade and the paired windows are 6/6 double hung sash. The roof is composed of asphalt shingles. (NC) #5-16
153. 104 Water Avenue. c. 1950. One-story cottage with gable sides and attached gable roof entry with two iron work supports. The three bay facade has a central door and paired 6/6 sash double hung, paired windows with window boxes. The roof is composed of asbestos shingles and the exterior wall treatment is also asbestos siding. (NC) #5-17
154. 106 Water Avenue. c. 1925. This gable front, one story cottage has an attached gable roof, full width porch with five plain supports. The door is located off-center of the three bay facade and the windows are paired 6/6 double hung sash. Awnings are located over the windows of the east

United States Department of the Interior
National Park Service

National Register of Historic Places
Continuation Sheet

Section number 7 Page 30

and west facades. The roof is composed of asbestos shingles and the exterior wall material is aluminum siding. (C) #5-18

155. 107 Water Avenue. c. 1913. Cross-gable, T-cottage with pressed tin roof and two interior chimneys. The attached, partial width porch has a flat roof and three short columns on brick piers. The projecting gable has a shallow angled bay. The porch is screened-in on the right of the front facade. The door is located in the center of the three bay facade and the windows are 4/1 double hung sash. The front gable has decorative woodwork and bargeboard along the eaves. The exterior wall treatment is plain weatherboard. (C) #5-19
156. 110 Water Avenue. c. 1913. One-story, high hip roof of asbestos shingles with a decorative gable and two interior chimneys. The attached full width porch has a flat metal roof with four square tapered columns on brick piers. The exterior wall treatment is plain weatherboard. The two doors are located in the first and second bays of the three bay facade. The first entrance has only a transom while the second bay entrance has a full transom and side lights. The windows are 2/2 double hung sash. This house is presently used as a duplex. (C) #5-20
157. 114 Water Avenue. c. 1913. One-story cottage, high hip roof with decorative gable, pressed tin roof, and interior chimney. The attached full width porch has a flat roof with four square columns on brick piers with connecting low brick balustrade. The exterior wall treatment is plain weatherboard. The central door has a transom and the windows are 2/2 double hung sash. (C) #5-21
158. 115 Water Avenue. c. 1907. This one-story cottage with hip with cross gable, pressed tin roof has two interior chimneys and a decorative gable. The attached, full width porch has four paneled square columns on low brick piers. One side of the porch is screened in. The windows are 2/2 double hung sash and the central door has a transom. An additional door is located on the left and it also has a transom. The exterior wall treatment is plain weatherboard. (C) #5- 22
159. 117 Water Avenue. c. 1913. One-story cottage with high hip roof and decorative gable. The exterior wall treatment is plain weatherboard. The full width attached porch has six classical supports. The central doorway of the five bay facade has a transom light while the flanking windows are 2/2 double hung sash. The roof is composed of asbestos shingles with two interior chimneys and a central decorative gable. The gable has decorative woodwork and a vent. (C) #5-23

United States Department of the Interior
National Park Service

National Register of Historic Places
Continuation Sheet

Section number 7 Page 31

160. 119 Water Avenue. c. 1937. This one-story brick bungalow has a gable front with asbestos shingled roof with an exterior end chimney. The attached partial width porch has a gable front with two tapered square columns on brick piers. The door is centrally located with 3/1 double hung sash windows. (C) #5-24
161. 118 Water Avenue. c. 1913. One-story, hip with cross gable roof with asbestos shingles and two interior chimneys. The attached flat roofed entry porch has two supports. The paired windows are 2/2 double hung sash. The porch has been enclosed on the left and the windows are plate glass. A shed roof carport has been attached on the east facade. The exterior wall material is plain weatherboard with aluminum siding on the more recent additions. (NC) #5-25
162. 121 Water Avenue. c. 1950. One-story, gable front brick veneer cottage with asbestos shingled roof. The attached entry porch has a gable roof and two iron supports. The door is centrally located and the windows are 2/2 double hung sash including a picture window flanked by small 2/2 windows. (NC) #5-26
163. 125 Water Avenue. c. 1907. One-story, cross gable cottage with asphalt shingled roof and two interior chimneys with corbeled caps. The projecting gable has a shallow angled bay. The attached partial width porch has a half hip roof and three iron supports. The three bay facade has a centrally placed doorway with 4/4 double hung sash windows. The front and side gables have decorative bargeboard and vents. The exterior wall treatment is plain weatherboard. (C) #5-27
164. 130 Water Avenue. c. 1929. One-story bungalow with gable sides, asbestos shingled roof and an interior and exterior end chimney. The exterior wall treatment is plain weatherboard. The attached/inset porch is screened in on one side and has three pairs of square columns on two brick piers. The third brick pier does not have a column. The gable front of the attached porch has decorative shinglework, vents, and brackets. The door is centrally located with paired lights in the top of each side of the door surround. The windows are 4/1 double hung sash. (C) #5-28
165. 131 Water Avenue. c. 1907. One-story, hip with cross-gable roof with decorative gable, asbestos shingles, and attached porch. The full width porch has a half hip roof with four iron posts. The central door has a transom and the windows are 1/1 double hung sash. All the gables have vents and woodwork. The exterior wall treatment is aluminum siding. (C) #5-29

United States Department of the Interior
National Park Service

National Register of Historic Places
Continuation Sheet

Section number 7 Page 32

166. 134 Water Avenue. c. 1912. This one-story cottage has an interesting hip roof with a flared roofline and extended eaves. The roof is composed of seamed tin with three interior chimneys. The full width attached porch has three square supports and a hip roof with similar roofline. The transomed door is located in the second bay of the two bay facade. The windows are 2/2 double hung sash. The exterior wall material is plain weatherboard. (C) #5-30
167. 137 Water Avenue. c. 1947. This one story bungalow has a gable side roof of asbestos shingles and an exterior end chimney. The attached, half width porch has a front gable roof with two square supports on brick piers. The door is located off center in this three bay facade. The windows in the first bay are paired and all windows are 2/2 double hung sash. The exterior wall treatment is plain weatherboard. (C) #5-31
168. 138 Water Avenue. c. 1945. One-story bungalow with cross gable roof with asbestos shingles. The attached/inset partial width porch has three iron supports and a flat roof. The door is located in the center of the three bay facade. The exterior wall treatment is asbestos siding. The windows are 2/2 double hung sash. (NC) #5-32
169. 139 Water Avenue. c. 1925. This one story bungalow has a gable front roof of asbestos shingles with an interior end chimney. The partial width, gable front, attached porch has two square supports on brick piers with connecting brick balustrade. The porch and house gables have decorative stucco and woodwork creating a half-timbered effect and decorative brackets and exposed rafters. The side porch is screened. The door is located in the center of the facade and the paired windows are 3/1 double hung sash. The exterior wall treatment is plain weatherboard. (C) #5-33
170. 141 Water Avenue. c. 1925. One-story, pyramidal form cottage, high hip roof of pressed tin with two interior chimneys. The recessed, partial width porch has two supports, a square column and a square post. The doorway, with transom and side lights, is located in the center of the three bay facade and the stationary windows are multi-pane over one sash. The exterior wall treatment is plain weatherboard. (C) #5-34
171. 142 Water Avenue. c. 1913. One-story cottage, hip with cross gable roof with gable on hip roof of pressed tin with an interior chimney. The attached wraparound porch has a shed roof of pressed tin with seven decorative iron supports. The projecting gable has a shallow angled bay. The doors are located in the second and fourth bay of the four bay facade with the fourth bay being in the recessed facade of the porch. The main entrance has a transom and the windows are 2/2 double hung sash. The

United States Department of the Interior
National Park Service

National Register of Historic Places
Continuation Sheet

Section number 7 Page 33

gable has decorative woodwork and a vent. The exteriors covered in vinyl siding. (C) #5-35

172. 145 Water Avenue. c. 1907. One story, cross gable cottage with sheet metal roof and interior chimney. The full width porch is attached to the front facing gable and has an asbestos shingled shed roof and six square supports. The entrance is located in the first bay of the two bay facade and has a transom and twin arched lights in the door. The supports rest on a low concrete block wall. The windows are 2/2 double hung sash and the gables have decorative woodwork and vents. The exterior wall treatment is plain weatherboard. (C) #6-2
173. 146 Water Avenue. c. 1907. One-story, L-shaped cottage with cross gable roof of pressed tin with two interior chimneys. The attached, partial width porch has a shed roof of sheet metal with three turned posts, decorative bargeboard and bannisters. The door is located in the center of the facade and has a transom while the windows are paired 2/2 double hung sash. The exterior wall treatment is plain weatherboard. (C) #5-36
174. 150 Water Avenue. c. 1912. This one-story, L-shaped cottage has a cross gable roof of pressed tin with two interior chimneys and an exterior end chimney with corbeled caps. The attached wraparound porch has seven decorative turn posts and bannisters with decorative bargeboard along the eaves. The entrance is centrally located in the third bay of the four bay facade and has a transom. A second entrance is located off the porch on the east side. The windows are 2/2 double hung sash and the exterior wall treatment is plain weatherboard. (C) #6-4
175. 149 Water Avenue. c. 1907. One-story, cross gable cottage with dominant gable front with tin roof and two interior chimneys. The attached wraparound porch has a shed tin roof with four pairs of columns on brick piers connected with brick balustrade. The porch is screened and partially enclosed on the east side. The entrance is located in the first bay of the two bay facade and the windows are 2/2 double hung sash. The exterior wall treatment is plain weatherboard. The gables have decorative woodwork and vents. (C) #6-3
176. 205 Water Avenue. c. 1925. One-story bungalow with low hip roof of pressed tin with an interior chimney and centered, gable roof dormer. The recessed, partial width porch has two wooden columns with a connecting balustrade. The entrance is located in the side of the projecting bay. The paired windows are 9/1 double hung sash. Exposed rafters are visible under the eaves. The exterior wall treatment is plain weatherboard. (C) #6-6

United States Department of the Interior
National Park ServiceNational Register of Historic Places
Continuation SheetSection number 7 Page 34

177. 200 Water Avenue. c. 1903. One-story, cross gable dwelling with full width, attached porch with flat roof and four iron supports on brick piers with connecting brick balustrade. The door is located on the left side of the facade and the windows are 2/2 double hung sash. The roof material is asphalt shingles and the rear porch has decorative posts and bannisters. The exterior wall treatment is plain weatherboard. (C) #6-5
178. 204 Water Avenue. c. 1903. One-story cottage with cross gable roof of pressed tin with an interior chimney with corbeled cap. The attached full width porch has a low half hip roof with two paired columns on brick piers and craftsman details. The entrance is located on the left of facade and the windows are 2/2 double hung sash. The gables contain decorative shinglework and vents and the exterior wall treatment is plain weatherboard. (C) #6-7
179. 207 Water Avenue. c. 1903. One-story, T-shape cottage with cross gable tin roof. The partial width, shed roof porch has three square columns on brick piers with connecting brick balustrade. The entrance is located in the center of the three bay facade and has a transom of stained glass. The windows also contain stained glass and are 4/4 double hung sash. The front gable has decorative woodwork and bargeboard. The exterior wall treatment is aluminum siding. (C) #6-8
180. 208 Water Avenue. E.P.S. Vaughan House. c. 1892. One-story, L-shaped cottage with cross gable, pressed tin roof with an interior and an exterior end chimney. The exterior wall treatment is plain weatherboard. The attached partial width porch has a flat metal roof with two square columns on brick piers and round brick arches in the connecting brick wall. The door is centrally located in the three bay facade while the windows are 2/2 double hung sash. The projecting gable has a shallow, angled bay with windows located on the sides of the bay. (C) #6-9
181. 211 Water Avenue. c. 1903. This one-story, T-shaped cottage has a cross gable roof of pressed tin with an interior and interior end chimney. The attached partial width porch has a pressed tin, shed roof with three turn posts connected by a wooden balustrade. The four bay facade has a centrally placed, transomed door in the third bay with the first two bays being located in the gable. This cottage has excellent bargeboard and spindlework in a sunburst pattern in the gable and along the eaves of the porch. The exterior wall treatment is plain weatherboard. (C) #6-11
182. 212 Water Avenue. The Alice Kincey House. c. 1893. Two-story, plain weatherboard dwelling, hip with cross gable roof of pressed tin with two interior chimneys. The three bay facade has a centrally placed door with

United States Department of the Interior
National Park ServiceNational Register of Historic Places
Continuation SheetSection number 7 Page 35

transom and 2/2 double hung sash windows. The two story projecting bay has a hint of spindlework on the first floor eave and shingles in the gable. The attached, partial width, two-story porch has a flat metal roof with two supports on each floor. The first floor supports rest on brick piers and the square columns have lattice work bannisters. (C) #6-10

183. 216 Water Avenue. c. 1893. One-story T-cottage with hip with cross gable roof with two interior chimneys. The attached, partial width porch has a flat roof with three iron grillwork supports and connecting iron balustrade. The five-bay facade has a central door with transom and 2/2 double hung sash windows. The exterior wall treatment is plain weatherboard. (C) #6-12.
184. 220 Water Avenue. The E.R. Kinsey House. c. 1903. This two-story dwelling was constructed in two phases. The gable front section has an attached two story, full facade porch with a flat roof with four square supports on the first floor and four turned posts on the second. A bay window is located in the second bay of the first floor facade. The second floor porch has decorative bannisters. This two-bay section has an entrance in the first bay and decorative woodwork and vent in the front gable. A two-story ell projects off the east facade of the house. This ell has a one-story, flat roofed wraparound porch with six Doric columns. All windows are 2/2 double hung sash with an oval window located on the first floor of the North facade of the ell. The roof material is pressed tin with an interior end chimney and the exterior wall treatment is plain weatherboard. (C) #6-14
185. 221 Water Avenue. c. 1903 One-story, T-shaped cottage with attached, partial width porch with half hipped-roof and three iron grillwork supports and balustrades. The projecting gable has a shallow, angled bay. The doorway is located in the center of the three bay facade and the windows are 2/2 double hung sash. The cross-gabled roof is composed of asbestos shingles with an interior chimney. Sawtooth woodwork is visible in the gable eaves. The exterior wall treatment is plain weatherboard. (C) #6-13
186. 223 Water Avenue. c. 1925. This one-story bungalow has a gable front roof of asbestos shingles with an attached, partial width side gable porch. The porch has four square stucco columns on brick piers with arts and crafts designs. The door is centrally located and the paired windows are 3/1 double hung sash. The exterior wall treatment is aluminum siding. (C) #6-15

United States Department of the Interior
National Park ServiceNational Register of Historic Places
Continuation SheetSection number 7 Page 36

187. 227 Water Avenue. c. 1903. One-story, T-cottage with cross gable roof. The attached, partial width porch has a low half hipped roof with three paneled columns on a high brick wall. The door is centrally located in the three bay facade and contains stain glass and a transom. The windows are 2/2 double hung sash. An additional entrance is located off the porch into the projecting gable. The asphalt shingled roof has an interior chimney and the exterior wall treatment is plain weatherboard. (C) #6-16
188. 228 Water Avenue. c. 1893. One-story, T-cottage with cross gable roof with an interior chimney. The attached, partial width porch has a flat roof and four iron supports on brick piers. The door is located in the third bay of the four bay facade and contains a transom. The windows are 2/2 double hung sash. Awnings are located over the entrance and the gable windows. The roof material is composed of asphalt shingles. The exterior wall treatment is aluminum siding. (C) #6-17
189. 233 Water Avenue. The F.S. Kinsey House. c. 1893. One-story cottage, with cross gable roof of pressed tin with an interior and two interior end chimneys. All chimneys have corbeled caps. The attached, partial width porch has a flat metal roof with three turned supports, decorative bannisters and brackets. A side porch on the east facade has similar details and contains an additional entrance. The doorway is centrally located in the five bay facade with 2/2 double hung sash windows. Lattice work is located between the brick foundation piers and lattice screens are attached across the rear porch. The exterior wall treatment is plain weatherboard. This residence is still owned by the Kinsey family. (C) #6-19
190. 232 Water Avenue. The Frank Stephens House. c. 1892. This one-story cottage has a hip with cross gable roof of pressed tin with two interior chimneys. The front gable has a bay window with flat roof. The attached partial width porch has four square columns on brick piers. The entrance is located in the third bay of the four bay facade and contains stained glass. The windows are 2/2 double hung sash. This cottage has decorative bracket work and bargeboard and an awning is attached to the eave of the porch. The exterior wall treatment is plain weatherboard. (C) #6-18
191. 305 Water Avenue. c. 1925. One-story bungalow with gable sides and decorative gable. The recessed, partial width porch has two tiny columns on tall brick piers. The entrance is located off the porch into the projecting bay. The windows are 3/3 double hung sash. The decorative gable has vertical slat vents. The exterior wall treatment is plain weatherboard. An awning is on the projecting gable windows and an attached carport is on the right side. (NC) #6-20

United States Department of the Interior
National Park ServiceNational Register of Historic Places
Continuation SheetSection number 7 Page 37

192. 307 Water Avenue. c. 1913. One-story cottage with gable side roof. The attached, full width porch has four iron supports and a flat metal roof. The entrance doors are located in the second and third bays of the four bay facade and the windows are 6/6 double hung sash. The roof material is tin. The exterior wall treatment is aluminum siding. (C) #6-21
193. 311 Water Avenue. c. 1913. One-story cottage with hip with cross gable roof of pressed tin with two interior chimneys. The projecting gable has a shallow, angled bay. The attached, partial width porch has three iron work supports on brick piers with a metal hip roof. The exterior wall treatment is plain weatherboard. The centrally placed double doors have a transom and the windows are 2/2 double hung sash. (C) #6-22
194. 313 Water Avenue. c. 1939. This one-story double residence has a low hip roof of asbestos shingles and two interior chimneys. The twin attached entry porches have two iron supports on brick piers and front facing gable roofs. The entrances are located in the first and fourth bays of the four bay facade. The windows are 3/1 double hung sash. The exterior wall treatment is plain weatherboard. (NC) #6-23
195. 327 Water Avenue. c. 1939. This one and a half story gable front cottage has a side entrance and 6/6 double hung sash windows. The roof material is a combination of sheet metal and asbestos shingles. A screened in side porch is located on the west facade and the front facade has a bay window. The exterior wall treatment is asbestos shingles. (NC) #6-25
196. 318 Water Avenue. c. 1925. One-story gable front, double dwelling with asbestos siding and an asphalt shingled roof with an interior chimney. The full width attached porch has three square columns on brick piers supporting the half hip roof. The entrances are located in the first and fourth bays of the four bay facade and the windows are 1/1 double hung sash. (C) #6-24
197. 322 Water Avenue. c. 1913. One-story, double dwelling cottage with high hip roof of asbestos shingles. The attached full width porch has a half hip roof with four square supports resting on a low brick wall. Entrances are in the second and third bay of the four bay facade. The exterior wall treatment is aluminum siding. The windows are 3/1 double hung sash. (C) #6-26
198. 326 Water Avenue. c. 1925. One-story, double dwelling cottage with high hip roof of asbestos shingles. The attached full width porch has a half hip roof with four supports resting on a low concrete wall. The entrances are located in the second and third bays of the four bay facade

United States Department of the Interior
National Park ServiceNational Register of Historic Places
Continuation SheetSection number 7 Page 38

and the windows are 6/6 double hung sash. The exterior wall treatment is aluminum siding. (C) #6-27.

199. 400/402 Water Avenue. c. 1940. One-story, double dwelling with asbestos siding. The twin entrances are located in the third and fourth bays of the six bay facade. The gable sided roof has asbestos shingles. The attached, partial width porch has a gable front roof with four iron supports. The windows are 6/6 double hung sash and the exterior wall treatment is asbestos shingles. (NC) #6-29
200. 401 Water Avenue. c. 1913. This one-story cottage has a gable front roof of asbestos shingles. The attached, three quarter width porch has four square supports on brick piers with connecting wooden balustrade and a half hip roof. The transomed entrance is located in the second bay of the three bay facade and the windows are 4/4 double hung sash. The exterior wall treatment is plain weatherboard. (C) #6-28
201. 406 Water Avenue. c. 1945. Gable front, one-story bungalow with attached partial width porch. The porch has a gable front and three iron supports. The three bay facade has a centrally placed door and 6/6 double hung sash windows. The roof and exterior walls are composed of asbestos shingles. (NC) #6-31
202. 408 Water Avenue. c. 1945. Cross-gable, one-story cottage with asbestos shingled roof. The attached porch has a flat roof and three iron supports. The door is centrally located in the three bay facade and the windows are 6/6 double hung sash. The exterior wall treatment is asbestos shingles. (NC) #6-32
203. 405 Water Avenue. c. 1939. One-story bungalow with low hip with cross gable roof of asphalt shingles and two interior chimneys and an exterior end chimney. The exterior wall treatment is asbestos siding. The entrance is centrally located in the three bay facade and the windows are 3/1 double hung sash. The right bay is a tripart window. The attached porch has a gable roof and two square supports on brick piers with connecting brick balustrade. (C) #6-30
204. 145 Satterfield Avenue. c. 1925. This craftsman, one and a half story bungalow has a gable side roof configuration and wood shingle wall treatment. The attached porch has a gable roof with two ironwork supports on stone piers. The entrance is located off the porch into the side of the projecting bay. The band of casement windows have 10 panes per sash. A large screened in porch is located on the south facade and the porch gables have decorative vents. The roof is composed of asphalt shingles. (C) #7-12-

United States Department of the Interior
National Park Service

National Register of Historic Places
Continuation Sheet

Section number 7 Page 39

205. 137 Satterfield Avenue. c. 1913. One and a half story, high hip with cross gable roof of pressed tin with an interior and interior end chimney. The exterior wall treatment is plain weatherboard. The attached, wraparound porch has eight classical columns on brick piers with connecting brick balustrade. The porch wraps around the east and south facades and extends into a porte cochere on the south side. The double door entrance has a full transom and is located in the center of the three bay facade. The windows are 1/1 double hung sash. the projecting gable has a shallow angled bay with decorative woodwork and vents. (C) #7-11
206. 135 Satterfield Avenue. c. 1955. One-story, brick ranch with gable sides. This house is situated on lot facing north with a gable end facing the street. The entrance is located in the center of the north facade and the windows are 2/2 double hung sash. The recessed, entry porch has one iron grillwork support. The roof material is asbestos shingles with an interior chimney. (NC) #7-10
207. 117 Satterfield Avenue. c. 1960. Two-story ranch with gable side roof of asbestos shingles and an interior end chimney. The full width recessed porch has six turned post supports. The door is centrally located and the windows are 4/4 double hung sash. A glass enclosed porch is located on the south facade. The exterior wall treatment is vertical wood siding. (NC) #7-9
208. 113 Satterfield Avenue. c. 1925. One-story bungalow with pressed tin, gable front roof with an interior chimney. The attached, partial width, gable front porch has two brick end piers, brackets and decorative vents. A garage is attached on the north facade and a porch has been glassed in on the south facade. The door has a transom and is centrally located while the windows are 6/1 double hung sash. The exterior wall treatment is aluminum siding. (C) #7-8
209. 25 Satterfield Avenue. c. 1925. One and a half story cottage with a high hip with cross gable roof of asbestos shingles. The roof also contains a central dormer with tripart window. The exterior wall treatment is stucco. A side dormer shows the original pressed tin roof material. The full width attached porch has four supports while the entrance is centrally located. The door contains a transom and the windows are 1/1 double hung sash. (C) #7-7
210. 23 Satterfield Avenue. c. 1945. One-story, cross gable brick dwelling with an asbestos shingled roof and exterior end chimney. The attached partial width porch has four iron work supports, a connecting iron

United States Department of the Interior
National Park ServiceNational Register of Historic Places
Continuation SheetSection number 7 Page 40

balustrade, and a tile floor. The entrance is located in the side of the projecting gable and the windows are 6/6 double hung sash. (NC) #7-6

211. 21 Satterfield Avenue. c. 1950. One-story, brick ranch house with low hip with cross gable roof configuration. The roof is composed of asbestos shingles. The partial width attached porch has two ironwork supports. The entrance is located in the second bay of the four bay facade while the windows are 6/6 double hung sash. (NC) #7-4
212. 22 Satterfield Avenue. c. 1970. One-story, concrete block commercial building with two bay facade. The entrance is located in the second bay while the first bay is a plate glass window. The stepped roof is composed of tar paper. (NC) #7-5
213. 17 & 19 Satterfield Avenue. c. 1945. One-story cottage with hip with cross gable roof of asbestos shingles. The exterior wall treatment is also asbestos shingles. The six bay facade has doorways in the second and fifth bays and the windows are 6/6 double hung sash. The entrances have gable roof entry porches with two supports. (NC) #7-3
214. 15 Satterfield Avenue. c. 1940. One-story cross gable cottage has a pressed tin roof with an interior chimney. The entrances are placed in the first and third bays of the three bay facade. The attached, partial width porch has a flat metal roof with a singular support. The porch on the right has been enclosed and the exterior wall treatment is aluminum siding. The windows are 2/2 double hung sash. (NC) #7-2
215. 11 Satterfield Avenue. c. 1935. One-story bungalow with asbestos shingled gable-front roof and asbestos siding. The attached porch wraps around the north and east facades and has six supports and a low half hip roof. The door is located in the third bay of the three bay facade and the windows are 6/6 double hung sash. The porch is partially screened in and extends over the north facade to create a carport. An apartment has been attached on the south facade with a gable front facing on the east facade. (NC) #6-36
216. 9 Satterfield Avenue. c. 1939. This one-story bungalow has a gable front roof with asbestos shingles. The exterior wall treatment is asbestos siding. The recessed partial width porch has three ironwork supports on a brick balustrade. The porch has been altered and enclosed on the left facade. The entrance is located in the second bay of the three bay facade and contains a multi-pane transom. The stationary windows are flanked by 2/2 double hung sash windows. The structure has exposed rafters and decorative brackets. (NC) #6-35

United States Department of the Interior
National Park ServiceNational Register of Historic Places
Continuation SheetSection number 7 Page 41

217. 7 Satterfield Avenue. c. 1935. One-story cottage with gable sides and asbestos shingled roof. The side porch has a gable side roof and three supports and is screened-in. The paired windows are 6/6 double hung sash. The entrance is located in the second bay of the three bay facade. The exterior is covered with aluminum siding. (C) #6-34
218. 1 Satterfield Avenue. The Public Links Golf Course. c. 1910. Situated on the site of the Old Southern Railway Dance Pavilion, this building was the clubhouse of Selma's first golf course. The clubhouse has been altered but the original appearance of the structure is evident. The one-story bungalow has a cross gable roof composed of asbestos shingles with an interior chimney. Now enclosed, the porch once wrapped around the east and south facades of the structure with square tapered wooden columns on brick piers with connecting brick balustrade. The entrance is located in the center of the three bay facade and the present windows are paired 6/6 double hung sash. The exterior is covered in plain weatherboard. A shed roof addition has been constructed on the north facade. (C) #6-33
219. 42 Riverview Avenue. c. 1948. One story traditional cottage with cross gable roof of asbestos shingles with an exterior end chimney. The doorway is located in the projecting third bay under an entry porch with a gable roof. The windows are 6/6 double hung sash and the second bay window is also located in a gable roof projection. The exterior is covered in asbestos shingles. A one bay garage is on the side elevation. (NC) #7-13
220. 48 Riverview Avenue. c. 1950. This two story brick ranch structure with traditional detailing has a hip with cross gable roof of asbestos shingles and an interior chimney. The attached entry-width porch has a shed roof with two iron supports. The first bay is a garage with an arched window above. Windows are 6/6 double hung sash. (NC) #7-15
221. 50 Riverview Avenue. c. 1950. One-story brick cottage with gable side roof of asbestos shingles with an exterior end chimney. The doorway is located in the center of the three bay facade and the windows are 6/6 double hung sash. The attached entry width porch has two iron supports and a shed roof. (NC) #7-16
222. 52 Riverview Avenue. c. 1950. One-story cottage with asbestos siding and a low hip with cross gable roof of asbestos shingles with an exterior end chimney. The entrance is located in the center of the three bay facade and the windows are 8/8 double hung sash. A screened in porch is located on the east facade. (NC) #7-17

United States Department of the Interior
National Park ServiceNational Register of Historic Places
Continuation SheetSection number 7 Page 42

223. 54 Riverview Avenue. c. 1945. One-story ranch with gable sides and an asbestos shingled roof with an exterior end chimney. The five bay facade has a door located in the second bay and 6/6 double hung sash paired windows. The exterior wall treatment is plain weatherboard. (NC) #7-18
224. 101 Riverview Avenue. c. 1913. This one-story, L-shaped cottage has a hip with cross gable roof with a dormer window and decorative gable. The roof material is pressed tin with an interior and exterior end chimney. The partial width attached porch has two square paneled columns on brick piers and the door is located in the first bay of the three bay facade. The door position has been altered but the gable still retains its projecting bay with decorative woodwork and the center dormer has casement windows. The exterior wall treatment is plain weatherboard. The other windows are 4/4 double hung sash. An outside stair is located on the east facade leading to an upstairs apartment. (C) #7-20
225. 100 Riverview Avenue. c. 1955. One-story, brick veneer dwelling has a gable side roof with asbestos shingles and an exterior end chimney. The doorway is located in the center bay of the five bay facade and the windows are 6/6 double hung sash. The side porch has a gable end roof with two decorative iron supports. (NC) #7-19
226. 104 Riverview Avenue. c. 1955. One-story, brick ranch house with cross gable roof of asbestos shingles with an interior chimney. The recessed entry porch has a single decorative iron support. The entrance is located in the second bay of the four bay facade and the louvered windows are four per sash. The garage is located in the fourth bay. (NC) #7-22
227. 106 Riverview Avenue. c. 1955. One and a half story traditional cottage with asbestos siding and an asbestos shingled roof with an interior end chimney. The entrance is located in the third bay of the five bay facade and the windows are 6/6 double hung sash. The first and fourth bays have paired windows. The gable front entry porch has four iron supports. The garage is located in the fifth bay. (NC) #7-24
228. 103 Riverview Avenue. c. 1955. One story brick bungalow with cross gable roof of asbestos shingles. The recessed, glassed-in porch has two supports and is located on the east facade. The entrance is located in the center of the gable front and has a stoop and a gable roof projection. The windows are 3/1 double hung sash. (C) #7-21
229. 107 Riverview Avenue. c. 1955. One-story ranch dwelling with cross gable roof of asbestos shingles. The exterior wall treatment is plain weatherboard and the entrance is located in the second bay of the four bay facade. The windows are 6/6 double hung sash. (NC) #7-23

United States Department of the Interior
National Park ServiceNational Register of Historic Places
Continuation SheetSection number 7 Page 43

230. 109 Riverview Avenue. c. 1955. One-story, L-shaped brick ranch with cross gable roof. The roof material is asbestos shingles with an interior chimney. The doorway is placed in the third bay of the four bay facade and the windows are 6/6 double hung sash. The attached partial width porch is a later addition and has a shed roof with four ironwork supports. A garage is located in the first bay position and the gable has a decorative vent. (NC) #7-25
231. 111 Riverview Avenue. c. 1952. One-story bungalow with cross gable roof of asbestos shingles and an exterior end chimney. The recessed entry porch has two ironwork supports. The doorway is located in the third bay of the four bay facade and the windows are stationary. The exterior is covered in asbestos shingles and there is a carport. (NC) #7-27
232. 118 Riverview Avenue. c. 1939. One-story, colonial revival style house with asbestos shingled roof and exterior end chimney. The attached entry porch has two supports and a gable front roof. The main section of the house has gable sides with a side ell connecting a gable front section on the east facade. The entire house has a five bay facade with the entrance being located in the fourth bay. The windows are 6/6 double hung sash with some stationary windows in the ell and wing. The exterior wall treatment is vinyl siding with stonework siding on the ell addition. (NC) #7-26
233. 23 Young Street. c. 1939. This one-story brick cottage with Tudor Revival influence has a high hip roof with asbestos shingles and an exterior front chimney. The attached partial width side porch has a hip roof and two brick supports and is screened in. The entrance is located in the center of the three bay facade in a gable projection that connects the entrance and the facade chimney. The windows are 4/1 double hung sash and are paired in the third bay. (NC) #7-28
234. 25 Young Street. c. 1920. One-story cottage with gable sides and central decorative gable. The full width, attached porch has a half hip roof with four square columns on brick piers. Twin entrances are located in the second and third bays of the four bay facade and the windows are 2/2 double hung sash. The exterior wall treatment is plain weatherboard. (C) #7-29
235. 16 Young Street. c. 1955. One-story, L-shaped ranch house with asbestos siding and an asbestos shingled roof. The attached entry porch has a flat roof and one support. The four bay facade has a doorway in the second bay, paired 2/2 double hung windows, and a large picture window. (NC) #7-30

United States Department of the Interior
National Park ServiceNational Register of Historic Places
Continuation SheetSection number 7 Page 44

236. 27 Young Street. c. 1925. One and a half story bungalow with gable side roof with asphalt shingles and dormer window. The full width, recessed porch has seven supports of paired classical columns on brick piers and extends past the south facade. The entrance is located in the third bay of the four bay facade and has a fanlight transom and sidelights. The windows are 4/1 double hung sash. The shed roof dormer has a band of four windows. The exterior wall treatment is plain weatherboard. (C) #7-31
237. 31 Young Street. c. 1925. The one-story high hipped roof cottage has an asphalt shingle roof with an interior chimney. The attached, partial width porch has two supports. The entrance is located in the second bay of the four bay facade and the windows are 9/1 double hung sash with a variety of stationary windows in the front and side facades of the cottage. The exterior wall treatment is plain weatherboard. (C) #7-32
238. 15 King Street. c. 1907. This one-story cottage has a hip with cross gable roof of asbestos shingles with an exterior end chimney. The projecting gable contains a shallow angled bay. The attached porch wraps around the north and east facades and has a round tower with finial on the north east corner. The porch is enclosed in glass on the north facade. The six square supports rest on brick piers and the double door entrance is located in the center of the three bay facade. The windows are 1/1 double hung sash. The gables have decorative bargeboard and the exterior is covered in vinyl siding. (C) #8-3
239. 16 King Street. c. 1925. Cross-gable cottage with tin roof with an interior chimney. The attached porch runs the full width of the front gable and has a shed roof with four turned posts. The two bay facade has paired 2/2 double hung sash windows and an entrance with transom in the second bay. The front gable has decorative shingle work. (C) #8-4
240. 20 King Street. c. 1925. One-story low hipped roof cottage with tin roof and interior chimney with clay chimney pots. The porch wrapped around the west and south facades but is now enclosed on the southwest corner. The four wooden supports are connected with lattice work bannisters and a metal finial crowns the top of the roof. The entrance is located in the second bay of the four bay facade and the windows are 2/2 double hung sash. Replacement windows are aluminum double hung sash. A terrace on the south side of the cottage overlooks the Alabama River. The exterior is covered in aluminum siding. (C) #8-5
241. 1 King Street. Dr. Bayne Residence. c. 1957. One-story, brick ranch house with gable sides and asbestos shingled roof with two interior chimneys. The recessed partial width porch has four supports. The five bay facade

United States Department of the Interior
National Park ServiceNational Register of Historic Places
Continuation SheetSection number 7 Page 45

has a central entrance and plate glass windows flanked by louvered lights. Shuttered wall projections flank end windows. The garage is located in the first bay. (NC) #8-1

242. 17 View Street. c. 1907. One-story, L-shaped cottage with hip with cross gable roof. The roof material is composed of asbestos shingles but remnants of the original pressed tin roof are evident. The exterior is covered with vinyl siding. The three bay facade has a centrally placed double entrance with transom and the windows are 1/1 double hung sash in a band of three. The first bay has a tripart window configuration. The attached, wraparound porch has six decorative iron supports on brick piers and a flat roof. The porch extends off the south facade creating a porte cochere. The porch has also been enclosed on the south facade. (C) #8-14
243. 22 View Street. The Charles Hopson House. c. 1905. Two-story, Mission style house with a cross gable roof. The Spanish tile roof has three interior chimneys and central Mission shaped roof parapets. This high style residence has a stucco exterior with recessed porches and a porte cochere. The north facade has a projecting ell and the recessed porte cochere with arched supports. The recessed central entrance has a transom and is flanked by arched windows. An arcade entrance frames the central entrance and windows. A recessed, full width porch on the west facade has arched supports, a half hipped roof and has been enclosed. The casement windows are usually three panes per sash. A rear terrace overlooks the Alabama River. (C) #8-22
244. 2 Pelham Street. c. 1945. One-story bungalow with high hip roof of asbestos shingles with an exterior end chimney. The attached, full width metal roofed porch has four iron supports on brick piers. The entrance is centrally located in the three bay facade and the windows are vertical 5/5 double hung sash. A decorative gable is centered at the top of the hip roof. The exterior wall treatment is plain weatherboard. (C) #8-9
245. 4 Pelham Street. c. 1945. One-story cottage with gable sides and plain weatherboard exterior. The original porch has been enclosed leaving a stoop entrance. The doorway is centrally located in the three bay facade and the windows are 6/6 double hung sash. Metal awnings are located over the entrance and facade window. (NC) #8-8
246. 1 Pelham Street. c. 1945. This one and a half story Colonial Revival cottage has gable sides with twin dormers. The entrance is located in the third bay of the three bay facade and the windows are 6/6 double hung sash. The roof material is asphalt shingles with an exterior end

United States Department of the Interior
National Park Service

National Register of Historic Places
Continuation Sheet

Section number 7 Page 46

chimney. The second bay is a tripart window. The exterior is covered with asbestos shingles. Metal awnings are located over the entrance and facade windows. (C) #8-7

247. 50 Pelham Street. c. 1950. One-story cottage with gable sides. The recessed partial width porch has a single iron support. The entrance is located in the third bay of the four bay facade, near the center of the facade. The exterior wall treatment is asbestos shingles and the roof is covered with asbestos shingles, also. The windows are 6/6 double hung sash. (NC) #8-10
248. 100 Pelham Street. c. 1945. One-story cottage with gable sides. The attached entry porch has two supports. The entrance is located in the second bay of the four bay facade and the windows are 6/6 double hung sash. The exterior wall treatment is plain weatherboard. The roof has asbestos shingles with an exterior rear chimney. (NC) #8-11
249. 116 Pelham Street. c. 1945. One-story bungalow with gable side roof of asbestos shingles with an interior and an exterior end chimney. The attached, partial width screened porch has two supports with a gable roof. The centrally placed doorway occupies the second bay and the windows are 6/6 double hung sash. The third bay has paired windows. The exterior wall treatment is plain weatherboard. (NC) #8-12
250. 9 Lapsley Street. c. 1921. One-story, L-cottage with hip with cross gable roof with two interior chimneys with corbeled caps. The attached, partial width porch has three supports and a half hip roof. The doorway occupies the center bay of the three bay facade and the windows are 2/2 double hung sash. The gable has decorative woodwork and the door and windows have decorative surrounds. The exterior is plain weatherboard. (C) #8-9
251. 1 Lapsley Street. c. 1921. One-story cottage with hip with cross gable roof of asbestos shingles with two interior chimneys. The original porch has been enclosed and the exterior is covered in aluminum siding. The doorway is centrally located and the windows are 2/2 double hung sash. The front facade has metal awnings over the entrance and windows. (NC) #8-16
252. 15 River Avenue. The Old Baptist Hospital. c. 1919. Three-story, Italian Renaissance building with low hip roof of tile with wide overhanging eaves. The central block has a classical entrance with four Doric columns and an entablature supporting a second floor balcony. The central block has five bays with flanking six bay wings. Original windows are 8/8

**United States Department of the Interior
National Park Service**

**National Register of Historic Places
Continuation Sheet**

Section number 7 Page 47

double hung sash while replacement windows are aluminum 2/2 double hung sash. Windows on the first floor are arched windows with capstones. The second floor has triple arched windows above the entrance. A three-story addition is located on the right of the front facade, projecting out toward the street. A wing extends off the rear of the structure. This structure has decorative brickwork and iron grillwork balconies on some first floor windows. (C) #19-17 & 18

A two-story brick building is located in the rear of the hospital and was used originally as nurses quarters. The building has a tile roof and boarded up windows. An entrance is located on Water Avenue. (C) #19-19

8. Statement of Significance

Certifying official has considered the significance of this property in relation to other properties:

nationally statewide locally

Applicable National Register Criteria A B C D

Criteria Considerations (Exceptions) A B C D E F G

Areas of Significance (enter categories from instructions)

Architecture
Community Planning and Development

Period of Significance
c. 1870-c. 1940

Significant Dates
NA

Cultural Affiliation
NA

Significant Person
NA

Architect/Builder
NA

State significance of property, and justify criteria, criteria considerations, and areas and periods of significance noted above.

CRITERION C: ARCHITECTURE/COMMUNITY DEVELOPMENT

Significant in the area of architecture, the Riverview Historic District is a homogeneous neighborhood of small frame and brick houses that illustrate vernacular interpretations of Queen Anne, Shingle, Eastlake, Tudor Revival, Colonial Revival, and Craftsman styles. The district is also significant in the area of community development for it reflects the prosperity of Selma around the turn-of-the-century and the major growth of the middle- and working-class population. Retaining their original integrity, most of the homes date from the late 19th century until the early 1940s.

9. Major Bibliographical References

Mansell, Jeff. Survey Report for the City of Selma, Alabama. Montgomery, AL: Alabama Historical Commission, 1989.

Previous documentation on file (NPS): NA

- preliminary determination of individual listing (36 CFR 67) has been requested
- previously listed in the National Register
- previously determined eligible by the National Register
- designated a National Historic Landmark
- recorded by Historic American Buildings Survey # _____
- recorded by Historic American Engineering Record # _____

See continuation sheet

Primary location of additional data:

- State historic preservation office
- Other State agency
- Federal agency
- Local government
- University
- Other

Specify repository: _____

10. Geographical Data

Acreage of property _____

UTM References

A

1	6	4	9	6	6	3	0	3	5	8	5	0	6	0
Zone		Easting				Northing								

C

1	6	4	9	6	6	0	0	3	5	8	4	6	0	0
Zone		Easting				Northing								

B

1	6	4	9	6	3	8	0	3	5	8	5	2	2	0
Zone		Easting				Northing								

D

1	6	4	9	7	5	1	0	3	5	8	4	9	2	0
Zone		Easting				Northing								

Scale: 1:24000

See continuation sheet

Verbal Boundary Description

The boundaries extend from the Old Town Historic District on the east to the Valley Creek on the west, the Live Oak Cemetery and Selma Avenue to the north, and the Alabama River on the south. For exact boundaries, please refer to map.

See continuation sheet

Boundary Justification

The Riverview Historic District is a cohesive neighborhood in Selma characterized by small frame and brick houses dating primarily from the late 19th century until the early 1940s. The boundaries were drawn for the district to include the greatest concentration of intact housing.

See continuation sheet

11. Form Prepared By

name/title Jeff Mansell/Summer Intern; Melanie Betz, AHC Reviewer

organization Alabama Historical Commission date December 28, 1989

street & number 725 Monroe Street telephone 205 242-3184

city or town Montgomery state Alabama zip code 36130

United States Department of the Interior
National Park ServiceNational Register of Historic Places
Continuation SheetSection number 8 Page 1

HISTORICAL SUMMARY

The Riverview Historic District is part of the original lands purchased by the Selma Land Company in 1819. William Rufus King, a leading Alabama statesman and future Vice-President of the United States, was a principal organizer of the land company which bought large tracts of land at the present site of Selma. The company proceeded to draw plans, lay out streets, and designate lots in order to exhibit a plat of a new town and on December 4, 1820, the Alabama legislature passed an act incorporating the town of Selma. King named the town for one of the residences of Ossian, a blind poet of ancient Caladonia whose poems, first published in 1760, were extremely popular in the early part of the nineteenth century. Ossian composed "Songs of Selma" about 200 A.D. in hopes of soothing his anguish for the loss of his favorite son in battle. The word Selma is Greek and means seat or throne, appropriate for a city which soon became known as the "Queen City of the Black Belt."

Selma soon prospered as a commercial and transportation center. In 1827, the first newspaper, the "Selma Courier," began publication and in 1836 a charter was obtained from the legislature to construct the Selma and Tennessee Railroad. The Selma and Tennessee Railroad was under construction by 1847 and other railroads soon followed, such as the Alabama and Mississippi, Alabama Central, Selma and Greensboro, and the Selma and New Orleans. These railroads invigorated the economy and made the town a major transportation and manufacturing center in Alabama. Planters were attracted to this area by the rich farmland of Alabama's Black Belt and the transportation network that allowed them to gin and ship their cotton downriver and on to Mobile.

On Nov. 4th, 1834, William Rufus King and George Phillips, another charter member of the Selma Land Company, sold a tract of land including portions of the Riverview District to Joseph Pickens, a prominent Dallas Countian. In 1836, Edward L. Jones from Onslow County, North Carolina acquired the property from Pickens and developed the area into a working plantation. Edward Jones was a prosperous planter who owned property throughout Dallas, Clarke, and Marengo Counties in Alabama as well as plantations in his native North Carolina. Jones settled on his plantation in Dallas County along the Valley Creek, just outside the city limits of Selma. Unfortunately, Edward Jones and his only son, Richard S. Jones, died within months of each other in 1858, leaving as the sole heirs of the entire estate, Richard's two small children, Sallie Ann and Drury Fair Jones. The estate was held in trust for the minor children by a series of guardians, including their mother Martha Rebecca Jones.

The Jones' Valley Creek Plantation was an important site for Selma during the War Between the States. In 1862, Selma was selected as the location for the Confederate naval foundry, rolling mills, and weapons manufacturing facili-

United States Department of the Interior
National Park ServiceNational Register of Historic Places
Continuation SheetSection number 8 Page 2

ties. Selma's existing foundries and manufacturing plants and its close proximity to needed raw materials made it a strategic military operation. The Confederate arsenal and foundry soon shipped cannon, weapons and supplies throughout the Confederacy and constructed the first iron-clad warships which were soon to take part in the Battle of Mobile Bay. Selma experienced a wartime boom, and many new streets were opened up on the east side of town. Fortifications were constructed and consisted of a ring of earthwork trenches and breastworks around the city. Many of the fortifications were placed on the high ground above the Valley Creek. The fortifications in the west and the main powder magazine were located on the Jones Estate. Part of the old Confederate Arsenal was located at the east side of property along the river front. The Battle of Selma devastated the city with the destruction of over 150 homes and the entire Confederate Arsenal, Foundry and Iron Works. In 1877, the city purchased from the Jones Estate, fifteen acres of land for a new cemetery which was to contain a lot for a Confederate Memorial. Live Oak Cemetery was formed and today, this beautiful and historic cemetery forms the northern boundary for the Riverview Historic district.

Selma recovered after the War Between the States. In 1866, Selma became the county seat of Dallas County and many of the prominent citizens of Cahaba, the former county seat and state capitol of Alabama, shipped their homes up river to Selma. The late 1800s saw the reemergence of Dallas County as the leading cotton county in Alabama and at Selma, the first non-railroad bridge across the Alabama River was opened in 1885. The city's political power reached its peak in the 1890s with the election of General Edmund Pettus and John Tyler Morgan to the U.S. Senate and in 1892, both the Speaker of the Alabama House and President of the Alabama Senate were citizens of Selma. With the establishment of Knox Academy and Selma University, Selma became a center for Black education and between 1890 and 1907, five new hospitals were constructed, making the city a medical center for West Central Alabama. The late nineteenth and early twentieth centuries were prosperous times for Selma and with the rise in population and in the economy, Selma needed room to grow.

With the death of her brother in 1878, Sallie Ann Jones became the only surviving heir to the Jones Estate and by 1890, she and her husband C.N. Featherston began efforts to develop that portion of the estate east of the Valley Creek. The Featherstons engaged the services of Julian Smith, County Surveyor, to partition the outlots or blocks into individual lots. The Riverview Historic District was clearly developed in two stages from two different surveys conducted by Julian Smith for the Featherston family in 1889 and 1892.

The first division of lots occurred in Outlots 1, 2, and 8, and contains the land bordered by Lapsley Street on the east and King Street on the west and by

United States Department of the Interior
National Park ServiceNational Register of Historic Places
Continuation SheetSection number 8 Page 3

Selma Avenue on the north and Water Avenue and the Alabama River on the South. Water Avenue at this time was known as Jones Avenue. Selma, Lamar, Alabama and Water run east-west and are continuations of Selma's original grid plan. Lapsley, Pelham and King streets run north-south. This section of land was the site of the Confederate Powder Magazine and the Confederate Arsenal was located on the east side of the District. Four older structures were already located in the earliest section of the Riverview District when the first lots were offered for purchase. The houses at 414 Selma and 401, 318, and 410 Lamar were all constructed before 1880 and are clearly visible in an overview map of Selma in 1888. The three hundred block of Water Avenue has historically contained a black population and a few of the original double tenant houses are still extant.

By late 1890, the first lots were offered for sale and the construction of homes began. The outlots were divided into ten lots each, with 48 ft. 3 in. frontage. The builders of these homes were mainly middle-class and working-class people and reflect the prosperity of Selma around the turn-of-the-century. A number of the inhabitants to settle in this area were clerks and agents for various local merchants, cotton mills, insurance agencies and the Southern Railway Company. Prosperous local businessmen built a great number of houses in this area for rental purposes which may account for the great similarity of house styles and for the high concentration of houses per block. A number of houses in this section are vernacular T- and L-shaped cottages with projecting gables containing shallow angled bays. The majority of these houses are located in the two, three, and four hundred blocks of Alabama, Lamar and Water Avenues.

The second section of the Riverview Historic District is bordered by King Street on the east, Satterfield Street and Valley Creek on the west, Selma Avenue and Live Oak Cemetery on the North, and River Avenue and the Alabama River on the South. Satterfield, Young and King Streets run north-south while Selma, Lamar, Alabama, Water and River Avenues run east-west. Sallie Jones and C.N. Featherston contracted Julian Smith to survey and lay off streets for this section of the Jones Estate in 1892. The lots in this section are larger and the city blocks were bisected with small service roads, allowing for the construction of outbuildings and garages at the rear of the property. These service roads are a characteristic of some blocks of the Icehouse Historic District, another early 1900s development. An alteration was made in 1906 to the original plan of Riverview which terminated the east-west roads at Satterfield Street rather than extending them to Valley Creek.

Historically, this section of the Riverview District was the site of part of the Confederate Line of Fortifications for the Battle of Selma. Later, the Southern Railway constructed the Selma Dance Pavilion at the corner of

United States Department of the Interior
National Park Service

National Register of Historic Places
Continuation Sheet

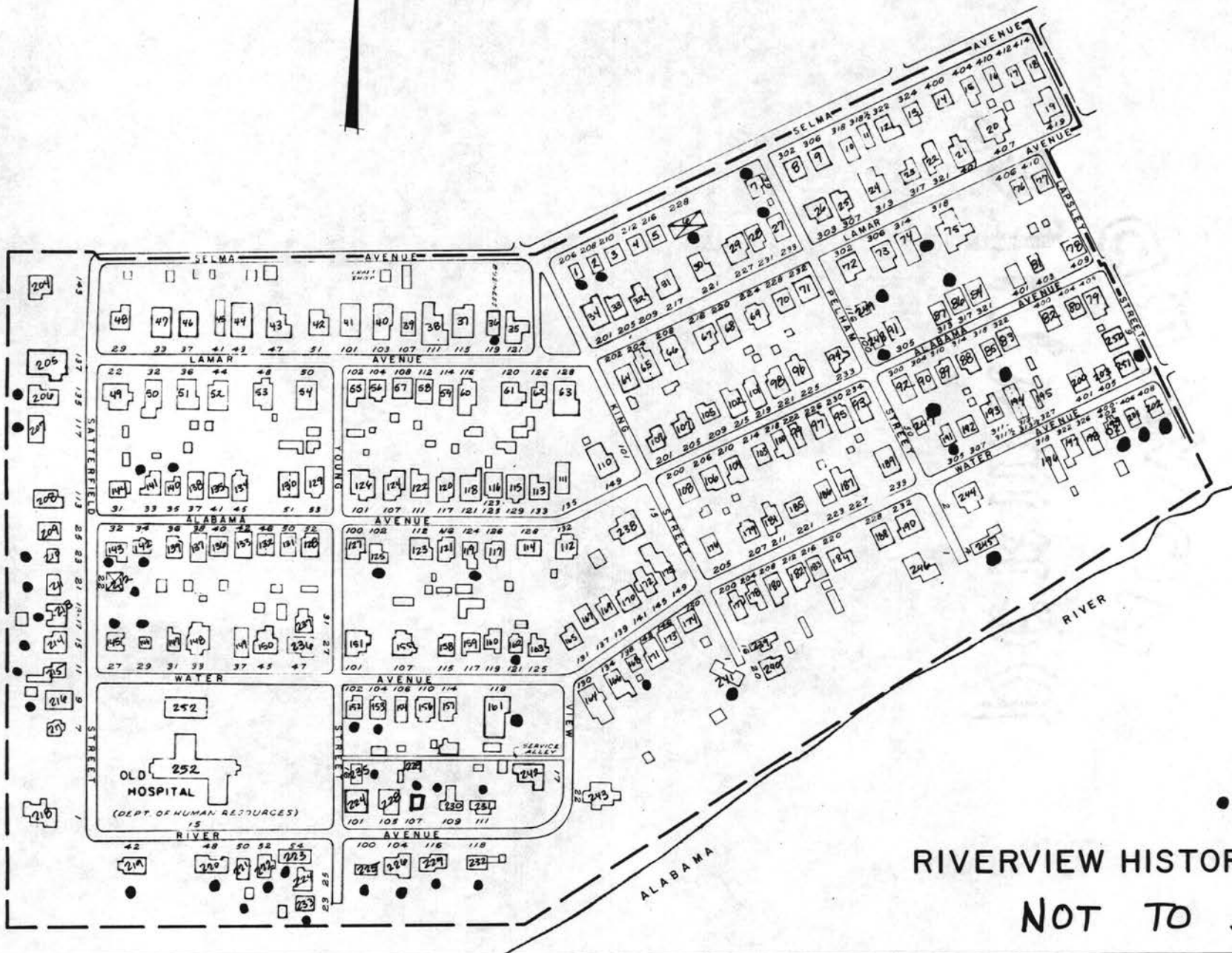
Section number 8 Page 4

Satterfield Street and River Avenue which in turn became the site of Selma's first golf course, the Public Links Golf Course around 1910. The course was situated along the banks of the Alabama River and Valley Creek and the original clubhouse is still extant. The golf course was in operation until the early 1980s as the Riverside Golf Club. The Old Baptist Hospital, constructed in 1922, is now used as the Dallas County Department of Human Resources and is located on an entire block bordered by Satterfield, Water, and Young Streets and River Avenue. The original nurses' quarters are directly behind the hospital facing Water Avenue. The close proximity to the hospital made Riverview attractive to people in the medical profession.

Sallie and C.N. Featherston sold only three lots in this area before selling the entire property to F. M. Abbot, a local attorney and one of Selma's leading developers. Abbot was responsible for incorporating Selma's first streetcar operation and was instrumental in the development of the Southern Railway and the Albert Hotel. Abbot offered mortgages not only for the purchase of property but also for the construction of homes.

The houses in this area were built by middle- and working-class families but, in contrast to the earlier section of Riverview were family homes, not rental property. Lots in this area did not begin to sell until after 1900, and part of the property was still under cultivation until 1901. While there are a number of early frame, T- and L-shaped cottages in this area, the growing influence of the Craftsman and Revival styles is apparent. Also, due to its proximity to the golf course and the hospital, this remained an attractive area for home construction well into the 1940s as is evident by a number of ranch-style houses along River Avenue, Satterfield Street, and the first block of Water Avenue.

Overall, the Riverview Historic District is characterized by a dense and homogeneous neighborhood of small frame and brick houses along tree-lined streets with well tended lots. The residences are primarily late nineteenth- and early twentieth-century Victorian cottages and vernacular interpretations of Eastlake, Queen Anne, Shingle, Tudor Revival, Colonial Revival, Craftsman and Ranch styles. The T and L cottages, which illustrate the early architecture of the era, dominate the streetscape. Several large two-story, frame houses are located in this area as well as an important Mission-style house designed and constructed by Charles Hopson, a local architect who designed a city office building for Selma in the early 1900s. The district is situated along the bluffs of the Alabama River to the south and Valley Creek to the west. A thicket of woods and stretch of sand dunes protects the district from the river and the bluffs provide natural terraces while historic Live Oak Cemetery buffers the district on the north.



KEY

• - NON-CONTRIBUTING

RIVERVIEW HISTORIC DISTRICT
NOT TO SCALE



Riverview Historic District

128-102 Lamar at King Facing Young
Selma, Alabama

J. Mansell, photographer

July 1989

Alabama Historical Commission

Facing Southwest

Photograph # 1 of Fifteen



Riverview Historic District
202-232 Lamar at King Facing Pelham
Selma, Alabama

J. Mansell, Photographer

July 1989

Alabama Historical Commission

FACING NORTHEAST

Photograph # 2 of Fifteen



Riverview Historic District

201-233 Lamar at King Facing Pelham
Selma, Alabama

J. Mansell, photographer

July 1989

Alabama Historical Commission

FACING NORTHEAST

Photograph # 3 of Fifteen



Riverview Historic District

51-29 Lamar at Young Facing
Selma, Alabama Satterfield

J. Mansell, photographer

July 1989

Alabama Historical Commission

FACING Northwest

Photograph # 4 of Fifteen



Riverview Historic District

27-47 Water at Satterfield Facing
Selma, Alabama young

J Mansell; Photographer

July 1989

Alabama Historical Commission

Facing Northeast

Photograph #5 of Fifteen



Riverview Historic District
102-118 Water at Young Facing Lapsley
Selma, Alabama

J. Mansell, photographer

July 1989

Alabama Historical Commission

FACING Southeast

Photograph # 6 of Fifteen



Riverview Historic District
54-42 Riverview at Young Facing Sutterfield
Selma, Alabama

J. Mansell, Photographer

July 1989

Alabama Historical Commission
Facing Southwest

Photograph # 7 of Fifteen



RIVERVIEW HISTORIC DISTRICT
100-116 RIVERVIEW AT YOUNG FACING VIEW
SELMA, ALABAMA

J. Mansell, Photographer

July 1989

Alabama Historical Commission
Facing Southwest.

Photograph # 8 of Fifteen



Riversview Historic District
131-149 Water at View Facing King

Selma, Alabama

J. Mansell, Photographer

July - 1989

Alabama Historical Commission

FACING Northeast

Photograph # 9 of Fifteen



Riverview Historic District
125-101 Water at View Facing Young
Selma, Alabama

J. Maxsell, photographer

July 1989

Alabama Historical Commission

Facing Southeast

Photograph #10 of Fifteen



Riverview Historic District
205-233 Water at King Facing Pelham
Selma, Alabama


J. Mansell, photographer

July 1989

Alabama Historical Commission

FACING NORTHEAST

Photograph # 11 of Fifteen



Riverview Historic District

305-405 Water at Pelham Facing Lapsley

Selma, Alabama

J. Mansell, photographer

July 1989

Alabama Historical Commission

FACING NORTHEAST

Photograph # 12 of Fifteen



Riverview Historic District
233-215 Alabama at Pelham Facing King
Selma, Alabama

J. Mansell, photographer
July 1989

Alabama Historical Commission
Facing Northwest
Photograph #13 of Fifteen



Riverview Historic District
201-209 Alabama at King Facing Pelham
Selma, Alabama

J. Mansell, photographer
July 1989

Alabama Historical Commission
Facing Northeast

Photograph #14 of Fifteen



Riverview Historic District

101-133 Alabama at Young

Facing King

Selma, Alabama

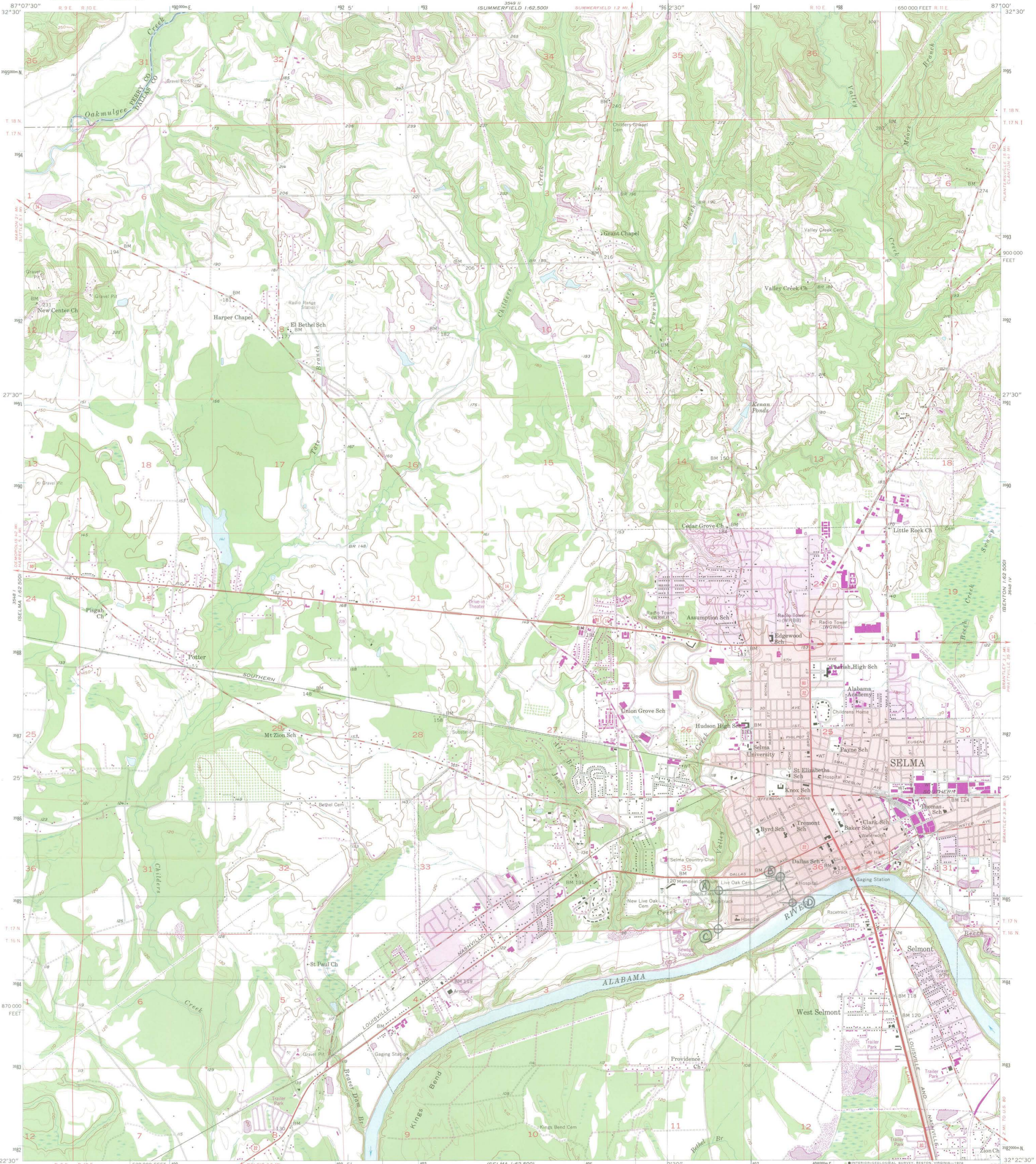
J. Mansell, photographer

July 1989

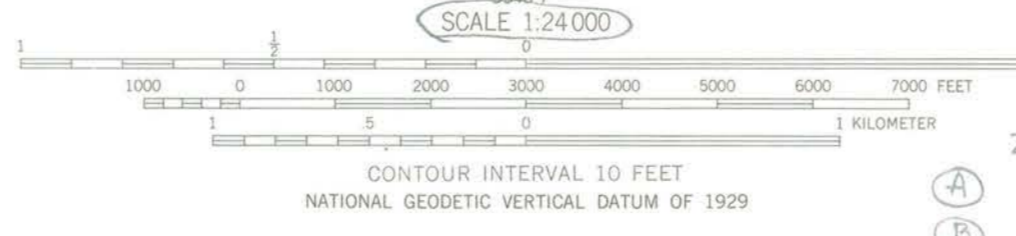
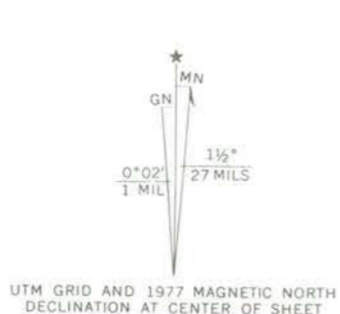
Alabama Historical Commission

Facing Northeast

Photograph # 15 of Fifteen



Mapped, edited, and published by the Geological Survey
Control by USGS, USCGS, and USCE
Topography from aerial photographs by Kesh plotter
Aerial photographs taken 1955. Field check 1958
Polyconic projection. 1927 North American datum
10,000-foot grid based on Alabama coordinate system, west zone
1000-meter Universal Transverse Mercator grid ticks,
zone 16, shown in blue
Red tint indicates area in which only
landmark buildings are shown
Purple tint indicates extension of urban areas
Revisions shown in purple compiled by the Geological Survey from aerial
photographs taken 1975. This information not field checked. Map edited 1977



THIS MAP COMPLIES WITH NATIONAL MAP ACCURACY STANDARDS
FOR SALE BY U.S. GEOLOGICAL SURVEY, RESTON, VIRGINIA 22092
A FOLDER DESCRIBING TOPOGRAPHIC MAPS AND SYMBOLS IS AVAILABLE ON REQUEST

Riverview Historic District
Selma, Alabama

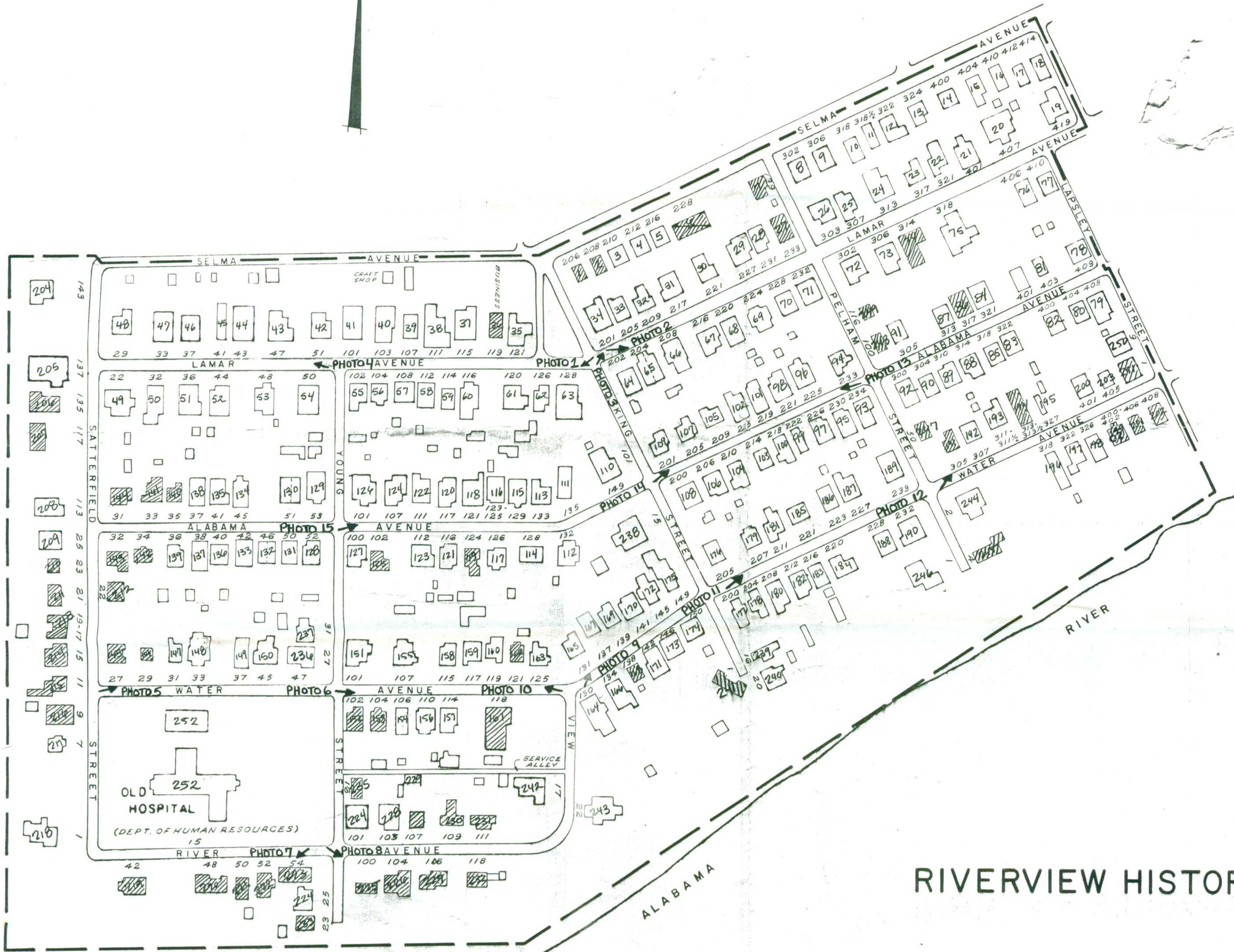
ZONE	Easting	Northing
(A)	496630	3585060
(B)	497380	3585220
(C)	496600	3584600
(D)	497510	3584920

QUADRANGLE LOCATION

ROAD CLASSIFICATION

- Heavy-duty
- Medium-duty
- Light-duty
- Unimproved dirt
- U.S. Route
- State Route

SELMA, ALA.
NE/4 SELMA 15' QUADRANGLE
N3222.5-W8700/7.5
1958
PHOTOREVISED 1977
AMS 3548 1 NE-SERIES V844



KEY
□ CONTRIBUTING
▨ NON-CONTRIBUTING

Approx. Scale:
1" = 144'

RIVERVIEW HISTORIC DISTRICT

National Register of Historic Places

Note to the record

Additional Documentation: 2018

Supplementary Listing Record

NRIS Reference Number: AD90000887


Date Listed:

Property Name: Riverview Historic District


County: Dallas

State: AL

This Property is listed in the National Register of Historic Places in accordance with the attached nomination documentation subject to the following exceptions, exclusions, or amendments, notwithstanding the National Park Service certification included in the nomination documentation



Signature of the Keeper



Date of Action

=====
Amended Items in Nomination:

Revised Period of Significance c. 1850 - 1967.

DISTRIBUTION:

National Register property file

Nominating Authority (without nomination attachment)

AD90000887

**United States Department of the Interior
National Park Service**

Riverview Historic District Update

Name of Property

Dallas County, AL

County and State

90000887

NR Reference Number

**National Register of Historic Places
Continuation Sheet**

State/Federal Agency Certification

As the designated authority under the National Historic Preservation Act, as amended, I hereby certify that this additional documentation move removal Name change (additional documentation other meets the documentation standards for registering properties in the National Register of Historic Places and meets the procedural and professional requirements set forth in 36 CFR 60.

Bee Anne Wofford

/Deputy State Historic Preservation Officer

June 26, 2018

Signature of certifying official/Title

Date

Alabama Historical Commission

State or Federal agency/bureau or Tribal Government

4. National Park Service Certification

I hereby certify that this property is:

entered in the National Register

determined eligible for the National Register

determined not eligible for the National Register

removed from the National Register

other (explain): _____

Tim Deane

Signature of the Keeper

8/13/18

Date of Action



**United States Department of the Interior
National Park Service**

**National Register of Historic Places
Continuation Sheet**

Riverview Historic District Update
Name of Property
Dallas County, AL
County and State
90000887
NR Reference Number

Summary Paragraph

The Riverview Historic District contains portions of eighteen blocks of structures dating primarily from the late 19th century until the mid-twentieth century and includes the remnants of the city's first golf course (Resource #135), the Old Baptist Hospital (Resource #122), and an Indian burial mound (which does not contribute to the district although it may be considered eligible in the future as an archeological site). Included within the district are 211 contributing resources as well as 6 Non-contributing resources. The boundaries extend roughly east to west from the Old Town Historic District on the east to the Valley Creek on the west. The Live Oak Cemetery and Selma Avenue provide the northern boundary and the Alabama River borders the district on the south. This nomination represents an update of the 1990 nomination for this district. Changes, corrections, and updated information are italicized throughout. Though the district has some vacancies and lost several buildings it still retains integrity of design, setting, workmanship, materials, location, feeling, and association.

Narrative Description

The buildings in the Riverview District illustrate the local interpretations of Queen Anne, Shingle, Eastlake, Tudor Revival, Colonial Revival, Craftsman, and Ranch styles. The majority of the buildings are late nineteenth- and early twentieth-century vernacular, T- and L-shaped cottages. These residences contain shallow, angled bays beneath projecting front gables which are characteristics of the vernacular T and L cottages. While many Victorian-style houses retain their original porch, other Victorian houses have a Craftsman style porch with wooden column supports on brick piers. Most of the houses in this district are one-story and feature local craftsmanship with very few known to be formally designed. An exception to this is the Mission style house on View Street (Resource # 160) designed by local architect Charles Hopson.

Wood is the dominant building material, with a notable concentration of pressed metal roofs, decorative shingle work, bargeboard, and spindle work. Shingles, clapboard, and brick are common materials for the residences.

The Riverview Historic District has street widths of 30 feet on Selma, Lamar, and Water Streets while Alabama measures only 20 ft. The streets which run north-south measure approximately 22 feet. The lots from Lapsley to King Street are uniform in size. However, in the later addition of Riverview, the lots were somewhat larger and the blocks were divided by service alleyways.

All lots in Riverview have sidewalks and street curbs. Rear and front yards are abundantly planted with traditional Southern flora of magnolias, oaks, elms, crepe myrtles, and other flowering shrubs. A small triangular park is located at the intersection of King Street and Lamar Avenue (Resource #64). The district contains several moss-covered, live oak trees along the banks of the Alabama River and some of the civil war fortifications have been rebuilt for reenactment purposes (The latter are located outside of the 1990 and present boundaries to the southwest of the district).

The non-contributing buildings in the district include resources that were constructed after district's period of significance or that have been unsympathetically altered after that date.

United States Department of the Interior
National Park Service

National Register of Historic Places
Continuation Sheet

Riverview Historic District Update
Name of Property
Dallas County, AL
County and State
90000887
NR Reference Number

Inventory

The field inventory was updated in September and August 2017 by Schneider Historic Preservation, LLC.

As listed in 1990, the district inventory included 252 resources, of which 195 (77%) were contributing and 57 (23%) were Non-contributing (Note that the resource count on page 1 listed 204 contributing and 54 Non-contributing resources. This appears to reflect selected ancillary buildings as being counted but not reflected as separate resources in the inventory. Because of the inconsistency in the way the original nomination recorded the outbuildings, this edition simply describes ancillary buildings where they exist but does not reflect them in the inventory counts). As part of the 2017 update, 49 resources were reclassified as contributing either due to the expansion of the period of significance or errors in the 1990 nomination; 1 resource was added (Resource #64); and 36 resources recorded in 1990 were lost (14% of the total including 31 contributing and 5 Non-contributing resources). The district now retains 217 resources, of which 210 are contributing (97%) and 7 are Non-contributing (3%); 216 of which were listed as part of the 1990 nomination.

Inventory Key: Each property description begins with an inventory number, which runs sequentially upwards. The address follows, then the name of the resource, then the date, then its classification as contributing or Non-contributing, then an architectural description, and finally notes on changes that have occurred to the resource (Resource #64) since 1990.

Alabama Avenue

1. 31 Alabama Avenue. House, c. 1940. Contributing. One-story, side gable cottage with recessed porch. The door is placed off the porch on the west wall. The porch has two wooden supports, brick flooring, and a metal awning which wraps around the south and west facades. The three-bay facade has 6/6 double hung sash windows. The exterior is covered in aluminum siding and the roof is composed of asbestos shingles with an interior chimney. 2017 Update: Similar to 1990 conditions. Reclassified as contributing as the resource is now within the district's period of significance. Construction date revised from c. 1950 to c. 1940 based on documentary evidence. 1990 Non-contributing resource #144. 2017 Update: Similar to 1990 conditions. Construction date revised from c. 1950 to c. 1940 based on documentary evidence. Reclassified as contributing as the resource is now within the district's period of significance. 1990 Non-contributing resource #144.
2. 32 Alabama Ave. House, c. 1940. Contributing. One story, side gable cottage with central door and 6/6 double hung sash windows. The roof material is asbestos shingles with an interior chimney. The exterior wall treatment is aluminum siding. 2017 Update: Similar to 1990 conditions. Construction date revised from c. 1952 to c. 1940 based on documentary evidence. Reclassified as contributing as the resource is now within the district's period of significance. 1990 Non-contributing resource #143.
3. 33 Alabama Ave. House, c.1935. Contributing. One-story cottage with gable sides and three-bay facade. The side porch has four supports, side gable roof and is screened in. The door is centrally placed and the windows are 6/6 double hung sash and have metal awnings. The roof material is asbestos shingles and the exterior wall treatment is aluminum siding. 2017 Update: Similar to 1990 conditions. Construction date revised from c. 1950 to c. 1935 based on documentary evidence. Reclassified as contributing as the resource is now within the district's period of significance. 1990 Non-contributing resource #144. 2017 Update: Similar to 1990 conditions. Construction date revised from c. 1950 to c. 1935 based on documentary evidence. Reclassified as contributing as the resource is now within the district's period of significance. 1990 Non-contributing resource #141. (Photo #41)
4. 34 Alabama Ave. House, c. 1935. Contributing. One-story cottage with side gable roof. The attached entry porch has a gable front roof with two iron supports. The door is centrally located, the windows are 1/1

United States Department of the Interior
National Park Service

National Register of Historic Places
Continuation Sheet

Riverview Historic District Update
Name of Property
Dallas County, AL
County and State
90000887
NR Reference Number

double hung sash and the roof is composed of asbestos shingles. The house is covered in plain weatherboard siding. 2017 Update: Similar to 1990 conditions. Construction date revised from c. 1950 to c. 1935 based on documentary evidence. Reclassified as contributing as the resource is now within the district's period of significance. 1990 Non-contributing resource #141.

5. 35 Alabama Ave. House, c. 1950. Contributing. This one-story brick ranch house has an industrial metal, cross-gabled roof with an exterior end chimney. The shed roof porch has two iron supports, central doorway and twelve pane stationary windows. 2017 Update: Improved from 1990 conditions. Reclassified as contributing as the resource is now within the district's period of significance. 1990 Non-contributing resource #140.
6. 36 Alabama Ave. House, c. 1920. Contributing. One-story bungalow with low hip roof with decorative gable. The roof material is asbestos shingles. The attached wraparound porch has a flat roof and six tapered square columns on brick piers. The exterior wall treatment is plain weatherboard. The doorway is located off center to the right and the windows are 4/1 double hung sash. A second entrance is located on the west facade. 2017 Update: Similar to 1990 conditions. Applied aluminum siding (c. 1980). Mid-20th c. frame garage to the rear. Construction date revised from c. 1924 to c. 1920 based on documentary evidence. 1990 contributing resource #139.
7. 37 Alabama Ave. House, c. 1920. Contributing. One-story, cross gable roof with front facing gable. The roof material is pressed tin with two interior chimneys while the exterior wall treatment is plain weatherboard. The attached gable front, partial width porch has two end square tapered columns on brick piers with two low piers in the center. The door is placed off center and has a full transom and sidelights. The windows are 9/1 double hung sash with a small casement window occupying the third bay 2017 Update: Similar to 1990 conditions, but shutters removed from sidelights. Construction date revised from c. 1925 to c. 1920 based on documentary evidence. 1990 contributing resource #139.
8. 38 Alabama Ave. House, c. 1920. Contributing. One-story, gable front bungalow with aluminum siding exterior. The weatherboard covering the front facing gable extends below the roofline to rest on three square tapered columns on brick piers. The door is placed in the third bay of the three-bay facade and the left side of the porch is screened in. The windows are 4/4 double hung sash and the roof material is asbestos shingles. This dwelling has decorative brackets and vents in the gable. 2017 Update: Similar to 1990 conditions. Applied aluminum siding (c. 1975). Construction date revised from c. 1925 to c. 1920 based on documentary evidence. 1990 contributing resource #137.
9. 39 Alabama Ave. House, c. 1920. Contributing. One-story, gable front bungalow with attached three-quarter width porch with clipped gable roof. The roof material is asbestos shingles with two interior chimneys. The two porch supports are stunted end columns on tall brick piers. The door is located off center to the right and has a multi-pane light. The exterior material is aluminum siding. The siding extends below the eaves of the porch gable. 2017 Update: Similar to 1990 conditions. Construction date revised from c. 1930 to c. 1920 based on documentary evidence. 1990 contributing resource #136.
10. 41 Alabama Ave. House, c. 1910. Contributing. One-story, high hipped roof with attached gable front porch and plain weatherboard exterior. The porch has a flat roof with five classical supports and wraps around the south and east facades. The door is placed in the second bay of the two-bay facade and has a full transom. The windows are 1/1 double hung sash. The pressed tin roof has an interior chimney with a corbeled cap. 2017 Update: Deteriorated from 1990 conditions. Construction date revised from c. 1925 to c. 1910 based on documentary evidence. 1990 contributing resource #135.
11. 42 Alabama Ave. House, c. 1910. Contributing. This one-story cottage has a cross gable roof composed of pressed tin with a multi-paned, central dormer. The attached partial width porch has a metal shed roof with

United States Department of the Interior
National Park Service

National Register of Historic Places
Continuation Sheet

Riverview Historic District Update
Name of Property
Dallas County, AL
County and State
90000887
NR Reference Number

two iron posts resting on a stone foundation with decorative grates. The two interior chimneys are brick and stone. The central doorway has a transom and the windows are 2/2 double hung sash. The exterior wall treatment is aluminum siding. 2017 Update: Similar to 1990 conditions. 1990 contributing resource #133.

12. 45 Alabama Ave. House, c. 1925. Contributing. One-story bungalow with high hip roof of pressed tin with an interior end chimney. The attached, full width porch has a hip roof with three square columns on brick piers. A fourth brick pier does not have a column. The door is located off center and has a full transom light while the windows are 1/1 double hung sash. The exterior wall treatment is plain weatherboard. 2017 Update: The porch is recessed, not attached. Similar to 1990 conditions. 1990 contributing resource #134.
13. 46 Alabama Ave. House, c. 1910. Contributing. One-story cottage, hip with cross gable roof composed of asbestos shingles with two interior chimneys. The attached partial width porch has a shed, metal roof with two decorative turned posts. The porch roof is in poor condition. The doorway is centrally located and has a full transom with side lights. The windows are 1/1 double hung sash and the exterior wall treatment is plain weatherboard. 2017 Update: Deteriorated from 1990 conditions. Construction date revised from c. 1913 to c. 1910 based on documentary evidence. 1990 contributing resource #132.
14. 50 Alabama Ave. House, c. 1910. Contributing. One-story cross gable cottage with pressed tin roof and three interior chimneys. The attached, full width porch has four square supports on low brick piers and a flat metal roof. The door is centrally located with a full transom and side lights while the windows are 2/2 double hung sash. The exterior wall treatment is plain weatherboard. 2017 Update: Altered from 1990 conditions by the application of vinyl siding and the installation of synthetic replacement windows. Construction date revised from c. 1913 to c. 1910 based on documentary evidence. 1990 contributing resource #131. Despite alterations, the resource continues to contribute to the district.
15. 52 Alabama Ave. House, c. 1905. Contributing. This one-story cottage has a pyramidal form with a high hip roof. The roof is composed of sheet metal with two interior chimneys, one of which has a corbeled cap. The attached, full width porch has a flat metal roof with four square supports on brick piers connected by a brick balustrade. The porch is screened. The centrally located entrance has a full transom and side lights. The windows are 1/1 double hung sash and the exterior wall treatment is plain weatherboard. 2017 Update: Similar to 1990 conditions. 1990 contributing resource #128. (Photo #42, Left)
16. 53 Alabama Ave. House, c. 1925. Contributing. One-story brick bungalow with low hip roof of asphalt shingles and an interior and interior end chimney. The brick is composed in a Flemish rowlock bond. The attached, partial width porch has two tall end piers supporting a gable front roof. The interior of the gable is stucco. The bungalow has exposed rafters and decorative brackets. The triple windows are 4/1 double hung sash with a multi-paned, off centered door. Mid-20th c. outbuilding consists of a brick garage with matching rowlock bond. 2017 Update: Similar to 1990 conditions. 1990 contributing resource #129. (Photo #40, Right)
17. 100 Alabama Ave. House, c. 1900. Contributing. One-story cottage, hip with cross gable roof composed of pressed tin. The projecting gable has an angled shallow bay beneath it. The attached, partial width porch extends past the facade on the west side of the dwelling and has five square columns on brick piers. The two interior chimneys have corbeled caps. The doorway is located in the second bay of the four-bay facade while the windows are 2/2 double hung sash. The exterior wall treatment is plain weatherboard. 2017 Update: Construction date revised from c. 1907 to c. 1900 based on documentary evidence. Deteriorated from 1990 conditions. 1990 contributing resource #126.
18. 101 Alabama Ave. House, c. 1900. Contributing. One-story cottage, hip with cross gable roof composed of asbestos shingles with two interior chimneys. The exterior wall treatment is aluminum siding. The chimneys have recessed brick panels and corbeled caps. The partial width porch has a flat roof with five decorative

United States Department of the Interior
National Park Service

National Register of Historic Places
Continuation Sheet

Riverview Historic District Update
Name of Property
Dallas County, AL
County and State
90000887
NR Reference Number

pilasters. The bannister is a plain rail while the gables have decorative bargeboard, woodwork and vents. The door is centrally located in the three-bay facade and the paired windows are 2/2 double hung sash. A picket fence borders the front walk. 2017 Update: Construction date revised from c. 1907 to c. 1900 based on documentary evidence. Similar to 1990 conditions. 1990 contributing resource #126.

19. 102 Alabama Ave. House, c. 1960. Contributing. One-story, cross gable ranch dwelling with asbestos shingled roof. The front gable has horizontal 2/2 double hung sash windows and the entrance is located on the eastern facade. The exterior is brick with the front facing gable and sash frame covered with redwood siding. 2017 Update: Similar to 1990 conditions. Construction date revised from c. 1950 to c. 1940 based on documentary evidence. Reclassified as contributing as the resource is now within the district's period of significance. 1990 Non-contributing resource #125.
20. 107 Alabama Ave. House, c. 1900. Contributing. One-story, hip with cross gable roof with decorative gable. The roof is composed of pressed tin with two interior and one interior end chimney. The projecting gable has a shallow, angled bay. The shed roof porch curves around the south and east facade and has six square supports resting on brick piers. The door is located in the second bay of the four-bay facade with an additional entrance located in the recessed fourth bay. The exterior wall treatment is plain weatherboard and the windows are 1/1 double hung sash. 2017 Update: Construction date revised from c. 1907 to c. 1900 based on documentary evidence. Similar to 1990 conditions. 1990 contributing resource #124. (Photo #38)
21. 111 Alabama Ave. House, c. 1925, Contributing. This one-story bungalow has a gable front roof composed of asbestos shingles with double vent and interior chimneys. The recessed porch has four square supports on low brick piers. The paired windows are 9/1 double hung sash and flank the centrally placed door in this three-bay facade. This bungalow has exposed rafters and decorative brackets under the gable. The exterior wall treatment is vinyl siding. 2017 Update: Similar to 1990 conditions. 1990 contributing resource #122. (Photo #37)
22. 112 Alabama Ave. House, c. 1900. Contributing. One-story, hip with cross gable roof of asbestos shingles. The wraparound porch has three supports and the rounded northeast corner of the porch is enclosed. The projecting gable has a shallow, angled bay. The entrances are located on the north and east facade. The north entrance is in the side of the projecting bay while the east facade entrance is centrally located. The windows are 2/2 double hung sash. 2017 Update: Construction date revised from c. 1907 to c. 1900 based on documentary evidence. Deteriorated from 1990 conditions. 1990 contributing resource #112.
23. 116 Alabama Ave. Heim House, c. 1900. Contributing. This hip with cross gable roof cottage has a pressed tin roof with decorative gable and interior end chimney. The wraparound porch has a flat roof with eight classical Ionic supports. The entrances are located in the first and third bays. The first bay is located on the recessed part of the front (north) facade. Both entrances have transoms and the windows are 2/2 double hung sash. The exterior wall treatment is aluminum siding. 2017 Update: Construction date revised from c. 1903 to c. 1900 based on documentary evidence. Deteriorated from 1990 conditions. 1990 contributing resource #116.
24. 121 Alabama Ave. House, c. 1900. Contributing. One-story, hip with cross gable dwelling with attached full width porch. The exterior wall treatment is plain weatherboard. The roof is composed of asbestos shingles and has a central decorative gable with vent and shingle work. The four porch supports are iron grillwork and they rest on low brick piers connected by a low brick wall. The porch has a flat metal roof, the door is centrally located and the windows are 2/2 double hung sash. 2017 Update: Construction date revised from c. 1907 to c. 1900 based on documentary evidence. Similar to 1990 conditions. 1990 contributing resource #118.

United States Department of the Interior
National Park Service

National Register of Historic Places
Continuation Sheet

Riverview Historic District Update
Name of Property
Dallas County, AL
County and State
90000887
NR Reference Number

- 25. 124 Alabama Ave. House, c. 1950. Contributing. This brick, one-story, gable side dwelling has an asbestos shingled roof and a three-bay facade with decorative gable. The door is centrally located and the windows are 8/8 double hung sash. The decorative gable projects over the entrance, providing an overhang for the entrance stoop. Two-story guest house and a frame garage of a similar age to the rear. 2017 Update: Similar to 1990 conditions. 1990 contributing resource #118. 2017 Update: Similar to 1990 conditions. Reclassified as contributing as the resource is now within the district's period of significance. 1990 Non-contributing resource #119.
- 26. 125 Alabama Ave. House, c. 1940. Contributing. This gable side, one-story apartment building has twin entrances located on each end of the south facade. The entrances have attached, gable front, entry-width porches with two plain supports. The multi-paned doors are located at each entry porch and the middle bays are 4/1 double hung sash. The exterior wall treatment is brick veneer. The roof is composed of asphalt shingles with an interior chimney. 2017 Update: Similar to 1990 conditions. 1990 contributing resource #116.
- 27. 126 Alabama Ave. House, c. 1940. Contributing. One-story bungalow, cross gable roof of asbestos shingles with recessed entry porch. The entry porch has a single iron support and railing. The windows are 6/6 double hung sash with a tripartite window in the third bay of the three-bay facade. This window has a central pane of plate glass flanked by 3/3 sash windows. The exterior wall treatment is asbestos shingles. 2017 Update: Construction date revised from to 1940 to c. 1950 based on documentary evidence. Similar to 1990 conditions. 1990 contributing resource #117.
- 28. 128 Alabama Ave. House, c. 1910. Contributing. High-hip, one-story cottage with central dormer and wraparound porch. The roof is composed of asphalt shingles with two interior chimneys. The porch has a flat metal roof with six columns with decorative veneer concrete block piers and foundation. The foundation is covered in the same siding and the dormer has a tripartite vent. The central double doors have a full transom and the windows are 2/2 double hung sash. The exterior wall treatment is plain weatherboard. 2017 Update: Construction date revised from c. 1913 to c. 1910 based on documentary evidence. Similar to 1990 conditions. 1990 contributing resource #114.
- 29. 129 Alabama Ave. House, c. 1900. Contributing. High-hip, one-story cottage with decorative gables located on the south and east facades. The roof is composed of asbestos shingles with two interior chimneys with corbeled caps. The attached full width porch has a flat metal roof and four iron work supports on brick piers connected by plain iron bannisters. The door is centrally located and the windows are 2/2 double hung sash. The exterior wall treatment is plain weatherboard. 2017 Update: Construction date revised from c. 1907 to c. 1900 based on documentary evidence. Similar to 1990 conditions. 1990 contributing resource #115. (Photo #36, Right)
- 30. 132 Alabama Ave. House, c. 1920. Contributing. One-story, hip with cross gable cottage has a roof composed of pressed tin with an interior chimney. The attached porch has four square columns on brick piers and has a flat metal roof. The door is centrally located and the windows are 4/1 double hung sash. A central decorative gable contains a vent. The exterior is covered with aluminum siding. 2017 Update: Construction date revised from c. 1925 to c. 1920 based on documentary evidence. Similar to 1990 conditions. 1990 contributing resource #112.
- 31. 135 Alabama Ave. House, c. 1925. Contributing. This one-story bungalow has a gable front with a gable front, partial width attached/inset porch. The three-square supports rest on low brick piers. The roof is composed of asbestos shingles and has an interior end chimney with an exposed face. The door is located off-center to the left of the, front facade and the windows are 4/1 double hung sash. The exterior wall treatment is plain weatherboard. 2017 Update: Construction date revised from c. 1935 to c. 1925 based on documentary evidence. Similar to 1990 conditions. 1990 contributing resource #111.

United States Department of the Interior
National Park Service

National Register of Historic Places
Continuation Sheet

Riverview Historic District Update
Name of Property
Dallas County, AL
County and State
90000887
NR Reference Number

- 32. 149 Alabama Ave. House, c. 1900. Contributing. This one-story cottage has a hip with cross gable roof with a wraparound porch. The porch connects projecting gables with shallow angled bays on the east and south facade. The six-square porch supports are connected by bannisters and the flat roof is composed of metal. Bargeboard and decorative shingle work are located on the projecting gables. The roof is composed of asbestos shingles and shows an interior, interior end, and exterior end chimneys. The exterior wall treatment is plain weatherboard. Entrances are centrally located on the east and south facades and both have transoms. The windows are 1/1 double hung sash. A lattice work fence is located in the rear. 2017 Update: Construction date revised from c. 1907 to c. 1900 based on documentary evidence. Similar to 1990 conditions. 1990 contributing resource #110.

- 33. 200 Alabama Ave. House, c. 1915. Contributing. This pyramidal form, high hipped roofed, one-story cottage has a partial width, recessed porch with two square columns and a planter incorporated into the low brick porch wall. The roof material is pressed tin with an interior and interior end chimney. The two doors are located in the second and third bays of the four-bay facade. The third bay door is centrally located and has full transom and side lights. The windows have diagonal multi-pane sash over a single light sash. The exterior wall treatment is plain weatherboard. 2017 Update: Construction date revised from c. 1903 to c. 1915 based on documentary evidence. Similar to 1990 1990 conditions. 1990 contributing resource #108. (Photo #16, Right)

- 34. 201 Alabama Ave. House, c. 1890. Contributing. One-story, cross gable cottage with a roof composed of sheet metal. The projecting gable has an angled, shallow bay. The three-bay facade has a centrally located door with transom and the windows are 2/2 double hung sash. The attached partial width porch has a flat metal roof with three supports and decorative spindle work, bargeboard and bannisters. Lattice work is located between the brick foundation piers. The exterior wall treatment is plain weatherboard. 2017 Update: Construction date revised from c. 1903 to c. 1890 based on documentary evidence. Small modern shed to the rear. Similar to 1990 conditions. 1990 contributing resource #109. (Photo #34)

- 35. 205 Alabama Ave. House, c. 1890. Contributing. One-story, cross gable cottage with a roof composed of sheet metal. The projecting bay contains an angled shallow bay and the exterior wall treatment is plain weatherboard. The three-bay facade has a centrally located door with transom and the windows are 2/2 double hung sash. The roofline shows an interior chimney. The attached partial width porch has a flat metal roof with three supports and decorative spindle work, bargeboard and bannisters. Lattice work is located between the brick foundation piers. 2017 Update: Construction date revised from c. 1903 to c. 1890 based on documentary evidence. Similar to 1990 conditions. 1990 contributing resource #107.

- 36. 206 Alabama Ave. House, c. 1890. Contributing. This one-story, cross gable cottage has a roof composed of sheet metal with an interior chimney. The projecting gable contains an angled shallow bay. The attached partial width porch has a flat metal roof with three supports and decorative spindle work, bargeboard, and bannisters. The door is centrally located and the windows are 2/2 double hung sash. The exterior wall treatment is plain weatherboard. 2017 Update: Construction date revised from c. 1903 to c. 1890 based on documentary evidence. Similar to 1990 conditions. 1990 contributing resource #106. (Photos #17, #16, 2nd from Right)

- 37. 209 Alabama Ave. House, c. 1890. Contributing. One-story, cross gable cottage with a roof composed of sheet metal. The three-bay facade has a centrally located door with transom and the windows are 2/2 double hung sash. The roofline shows three chimneys, two interior and one exterior end. The projecting gable has an angled, shallow bay. The attached partial width porch has a flat metal roof with three supports and decorative spindle work on the gable eaves and decorative bargeboard and bannisters. A rear deck is enclosed in lattice work and a wooden fence surrounds the entire yard. The exterior wall treatment is plain weatherboard. 2017 Update: Construction date revised from c. 1903 to c. 1890 based on documentary

**United States Department of the Interior
National Park Service**

**National Register of Historic Places
Continuation Sheet**

Riverview Historic District Update
Name of Property
Dallas County, AL
County and State
90000887
NR Reference Number

evidence. Similar to 1990 conditions. 1990 contributing resource #105.

- 38. 210 Alabama Ave. House, c. 1890. Contributing. One-story, cross gable cottage with sheet metal roof. The attached partial width porch has a flat roof with decorative spindle work and bargeboard along the eaves and in the front gable. The projecting gable contains an angled shallow bay. The three supports are on low brick piers, the door is centrally located and the windows are 2/2 double hung sash. The exterior is covered in aluminum siding. 2017 Update: Construction date revised from c. 1913 to c. 1890 based on documentary evidence. Similar to 1990 conditions except for the installation of synthetic replacement windows. Modern frame garage to the rear. 1990 contributing resource #104.
- 39. 214 Alabama Ave. House, c. 1890. Contributing. One-story, cross gable with attached partial width porch. The projecting gable has an angled shallow bay. The roof material is asbestos shingles and there are two interior chimneys with corbeled caps. The flat porch roof is composed of sheet metal and the porch has three supports with decorative barge board and spindle work. Spindle work and shingle work are also located on the eaves and in the gable. The door is centrally located in the three-bay facade and the windows are 2/2 double hung sash. The exterior wall treatment is plain weatherboard. 2017 Update: Construction date revised from c. 1913 to c. 1890 based on stylistic evidence. Similar to 1990 conditions except for the installation of synthetic replacement windows. 1990 contributing resource #103.
- 40. 215 Alabama Ave. House, c. 1890. Contributing. One-story, clapboard cross gable cottage with pressed tin roof and interior chimney. The attached partial width porch has a flat metal roof and three round columns for supports. The main entrance is located in the center of the three-bay facade while a second entrance is located off the porch into the side of the projecting bay. Both entrances have transoms while the windows are 2/2 double hung sash. The gable front and porch have decorative diagonal beaded weatherboard detail. 2017 Update: Construction date revised from c. 1913 to c. 1890 based on documentary evidence. Similar to 1990 conditions except for the installation of synthetic replacement windows. 1990 contributing resource #102. (Photo #22)
- 41. 218 Alabama Ave. House, c. 1900. Contributing. Gable front, one story clapboard cottage with attached, full width porch. The roof material is pressed tin with an interior chimney. The flat porch roof is composed of metal with two square columns on low brick piers. The windows are 2/2 double hung sash while the two entrances occupy the two bays on the front facade. The gable contains decorative woodwork and a planter is built in to the front brick wall which connects the two brick piers. 2017 Update: Construction date revised from c. 1903 to c. 1900 based on documentary evidence. Improved from 1990 conditions. 1990 contributing resource #100.
- 42. 219 Alabama Ave. House, c. 1900. Contributing. One-story, clapboard gable front cottage with sheet metal roof, exterior end chimney. The attached full width porch has a flat metal roof and three-square supports on brick piers. The two transomed doors are located in the first and third bays of the three-bay front facade and the windows are 2/2 double hung sash. Front gable has decorative shingle work and vent. 2017 Update: Construction date revised from c. 1903 to c. 1900 based on documentary evidence. Improved from 1990 conditions. 1990 contributing resource #101.
- 43. 221 Alabama Ave. House, c. 1890. Contributing. One-story clapboard, cross gable, pressed tin roof with an attached, partial width porch. The projecting gable has a shallow angled bay. The porch has a flat metal roof, three short square columns on brick piers and a brick balustrade. The porch line runs past the projecting gable bay. The two chimneys are located in the interior of the roof. The door is centrally located and the windows are 4/4 double hung sash. 2017 Update: Construction date revised from c. 1913 to c. 1890 based on stylistic evidence. Similar to 1990 conditions. 1990 contributing resource #98.

**United States Department of the Interior
National Park Service**

**National Register of Historic Places
Continuation Sheet**

Riverview Historic District Update
Name of Property
Dallas County, AL
County and State
90000887
NR Reference Number

- 44. 222 Alabama Ave. House, c. 1900. Contributing. This one-story, gable front cottage is covered with plain weatherboard and has an attached full width porch. The porch has an attached half hip roof, four turned posts supports and decorative bannisters and brackets. The roof is composed of asphalt shingles. The door is centrally located in the three-bay facade and the windows are 4/4 double hung sash. 2017 Update: Construction date revised from c. 1913 to c. 1900 based on documentary evidence. Similar to 1990 conditions. 1990 contributing resource #99. (Photo #18)
- 45. 225 Alabama Ave. House, c. 1890. Contributing. Hip with cross gable, one-story cottage with an attached porch. The asbestos shingled roof has an interior chimney and decorative gable with shingle work. The porch has a flat roof with seven classical columns on brick piers and wraps around the south and east facades. The east facade of the porch is glass enclosed. The door is centrally located and the transom is enclosed. The windows are 4/4 double hung sash and the exterior is plain weatherboard. 2017 Update: Construction date revised from c. 1913 to c. 1890 based on stylistic evidence. Similar to 1990 conditions. 1990 contributing resource #96.
- 46. 230 Alabama Ave. House, c. 1885. Contributing. One-story, clapboard cross gable cottage with central decorative gable. The projecting gable contains an angled, shallow bay. The attached, partial width porch has a flat roof and two square paneled supports on low brick piers. The porch line runs past the gable bay window. The asbestos shingled roof has an interior chimney. The door with transom is centrally located in the three-bay facade and the windows are 2/2 double hung sash. 2017 Update: Construction date revised from c. 1903 to c. 1885 based on stylistic evidence. Similar to 1990 conditions. 1990 contributing resource #95.
- 47. 233 Alabama Ave. House, c. 1900. Contributing. One-story, cross gable cottage with attached wraparound porch on east and south facades. The porch has a shed roof and six square supports on low brick piers. The east facade of the porch is screened-in. The doors are located in the center of each facade and the windows are 1/1 double hung sash. The roof material is asphalt shingles and the chimney is located in the interior. An additional porch is located off the rear west facade. The exterior of the house is covered in aluminum siding. 2017 Update: Construction date revised from c. 1903 to c. 1900 based on documentary evidence. Similar to 1990 conditions. 1990 contributing resource #94. (Photo #19, Left)
- 48. 234 Alabama Ave. House, c. 1890. Contributing. One-story, cross gable cottage with asbestos shingled roof with an interior chimney and plain weatherboard wall material. The projecting gable contains an angled shallow bay. The shed roof porch wraps around the north and east facades and has decorative iron supports and railings. The front gable has decorative bargeboard and the door is centrally located in the three-bay facade. The windows are 2/2 double hung sash. 2017 Update: Construction date revised from c. 1903 to c. 1890 based on documentary evidence. Similar to 1990 conditions. 1990 contributing resource #93.
- 49. 304 Alabama Ave. House, c. 1925. Non-contributing. One-story bungalow with gable side roof and plain weatherboard wall material. The sheet metal roof has a central dormer with decorative brackets and an interior chimney. The attached shed roof porch has four low brick piers. The two end supports are tall brick piers while the two interior piers have square posts on low brick piers. The door is located slightly off center and the windows are 1/1 double hung sash. 2017 Update: House largely destroyed by fire c. 2016. 1990 contributing resource #90.
- 50. 305 Alabama Ave. House, c. 1935. Contributing. One-story cottage with gable sides. The attached entry porch has two supports. The entrance is located in the second bay of the four-bay facade and the windows are 6/6 double hung sash. The exterior wall treatment is plain weatherboard. The roof has asbestos shingles with an exterior rear chimney. 2017 Update: This resource was recorded in 1990 as 100 Pelham St. An adjacent house previously recorded at 305 Alabama has been demolished. Reclassified as contributing as the resource is now within the district's period of significance. 1990 Non-contributing resource #248.

United States Department of the Interior
National Park Service

National Register of Historic Places
Continuation Sheet

Riverview Historic District Update
Name of Property
Dallas County, AL
County and State
90000887
NR Reference Number

51. 310 Alabama Ave. House, c. 1925. Non-contributing. This one-story bungalow has a recessed porch with two supports, a gable roof and low brick piers. The door is located off center and the paired windows are 4/1 double hung sash. The roof is composed of asbestos shingles. Brackets decorate the gable and the gables have decorative shingle work. Both front gables have multi-pane lights and the exterior wall treatment is plain weatherboard. 2017 Update: House largely destroyed by fire c. 2016. 1990 contributing resource #89.

52. 313 Alabama Ave. House, c. 1910. Contributing. One-story, cross gable T-cottage with attached partial width porch. The roof is asbestos shingles with an interior chimney. The flat porch roof has two square columns for supports. The windows are 2/2 double hung sash and the door is centrally located in the three-bay facade and has a transom. The exterior wall treatment is asbestos siding. 2017 Update: Construction date revised from c. 1913 to c. 1910 based on documentary evidence. Deteriorated from 1990 conditions. 1990 contributing resource #88.

53. 314 Alabama Ave. House, c. 1905. Contributing. This one-story cottage has a cross gable, pressed tin roof with an interior chimney. The projecting gable contains a shallow angled bay. The attached partial width porch has three pilasters, a flat roof and bargeboard under the eaves of the gable. The door is centrally located and the windows are 4/4 double hung sash. The exterior is covered with asbestos siding. 2017 Update: Construction date revised from c. 1913 to c. 1905 based on documentary evidence. Similar to 1990 conditions. 1990 contributing resource #87.

54. 317 Alabama Ave. House, c. 1915. Contributing. One-story, hip with cross-gable roof with attached partial width, flat roofed porch. The roof is composed of asbestos shingles. The centrally placed door has a transom and the windows are 4/4 double hung sash. The house is covered in aluminum siding. 2017 Update: Construction date revised from c. 1913 to c. 1915 based on documentary evidence. The house had wood weatherboard siding in 1990 and still does. Reclassified as contributing as the resource it retains integrity. 1990 Non-contributing resource #86.

55. 318 Alabama Ave. House, c. 1905. Contributing. This one-story cottage has a high hip cross gabled roof with a decorative gable. The attached full width porch has a half hip roof with metal and four supports, decorative barge board and bannisters. The main roof is composed of asbestos shingles with an interior chimney. The centrally placed door has a transom and the windows are 4/4 double hung sash. The exterior wall treatment is plain weatherboard. 2017 Update: Construction date revised from c. 1913 to c. 1905 based on documentary evidence. Similar to 1990 conditions. 1990 contributing resource #85.

56. 321 Alabama Ave. House, c. 1915. Contributing. This one-story bungalow has a high hip roof composed of pressed tin with an interior end chimney. The recessed porch wraps around the west facade. The entrance is centrally located and has a transom and sidelights. The three pairs of columns rest on brick piers. The windows are double hung with multi-paned over one sash. The house is covered in aluminum siding. 2017 Update: Construction date revised from c. 1925 to c. 1915 based on documentary evidence. Similar to 1990 conditions. 1990 contributing resource #84.

57. 403 Alabama Ave. House, c. 1905. Contributing. One-story, cross gable cottage with partial width attached porch. A shallow angled bay is located beneath the projecting gable. The door with transom is centrally located in the three-bay facade. The windows are 4/4 double hung sash. The porch has asphalt shingles, three turned posts, and decorative bargeboard under the eaves. The main roof is asphalt shingles with two interior chimneys with corbeled caps and the exterior wall treatment is plain weatherboard. 2017 Update: Construction date revised from c. 1913 to c. 1905 based on documentary evidence. Similar to 1990 conditions. 1990 contributing resource #81.

United States Department of the Interior
National Park Service

National Register of Historic Places
Continuation Sheet

Riverview Historic District Update

Name of Property

Dallas County, AL

County and State

90000887

NR Reference Number

58. 408 Alabama Ave. House, c.1900. Contributing. One-story, L-shaped cottage with attached partial width porch and plain weatherboard wall treatment. The flat metal porch roof is supported by four iron supports on brick piers. The door is located in the center of the three-bay facade and the windows are 2/2 double hung sash. The pressed tin roof has two interior chimneys covered with stucco. The front gable has decorative truss in a sunburst pattern with an arched vent. 2017 Update: Recorded in 1990 as 406 Alabama Ave. Construction date revised from c. 1913 to c. 1900 based on documentary evidence. Similar to 1990 conditions. 1990 contributing resource #81. (Photo #8, Left)
59. 409 Alabama Ave. House, c. 1905. Contributing. One-story, L-shaped cottage, hip with cross gable roof and plain weatherboard exterior. The asbestos shingled roof has two interior chimneys with corbeled caps. The attached, full width porch has four turned posts, a metal hipped roof, and decorative bannister. The front gable has decorative woodwork: and vent. The windows are 4/4 double hung sash and the center door has a full transom. A single pen outbuilding is located on the property. 2017 Update: Construction date revised from c. 1917 to c. 1905 based on documentary evidence. Porch has been removed. Deteriorated from 1990 conditions. 1990 contributing resource #81. (Photo #9, Right)

King Street

60. 1 King St. Dr. Baine House, 1957. Contributing. One-story, brick ranch house with gable sides and asbestos shingled roof with two interior chimneys. The recessed partial width porch has four supports. The five-bay facade has a central entrance and plate glass windows flanked by louvered lights. Shuttered wall projections flank end windows. The garage is located in the first bay. 2017 Update: Similar to 1990 conditions. Reclassified as contributing as the resource is now within the district's period of significance. 1990 Non-contributing resource #241.
61. 15 King St. House, c. 1900. Contributing. This one-story cottage has a hip with cross gable roof of asbestos shingles with an exterior end chimney. The projecting gable contains a shallow angled bay. The attached porch wraps around the north and east facades and has a round tower with finial on the north-east corner. The porch is enclosed in glass on the north facade. The six square supports rest on brick piers and the double door entrance is located in the center of the three-bay facade. The windows are 1/1 double hung sash. The gables have decorative bargeboard and the exterior is covered in vinyl siding. 2017 Update: Construction date revised from c. 1907 to c. 1900 based on documentary evidence. Deteriorated from 1990 conditions. 1990 contributing resource #238. (Photo #51)
62. 18 King St. House, c. 1900. Non-contributing. Cross-gable cottage with tin roof with an interior chimney. The attached porch runs the full width of the front gable and has a shed roof with four turned posts. The two-bay facade has paired 2/2 double hung sash windows and an entrance with transom in the second bay. The front gable has decorative shingle work. 2017 Update: House largely destroyed by fire c. 2017. 1990 contributing resource #239.
63. 20 King St. House, c. 1900. Contributing. One-story low hipped roof cottage with tin roof and interior chimney with clay chimney pots. The porch wrapped around the west and south facades but is now enclosed on the southwest corner. The four wooden supports are connected with lattice work bannisters and a metal finial crowns the top of the roof. The entrance is located in the second bay of the four-bay facade and the windows are 2/2 double hung sash. Replacement windows are aluminum double hung sash. A terrace on the south side of the cottage overlooks the Alabama River. The exterior is covered in aluminum siding. 2017 Update: Construction date revised from c. 1925 to c. 1900 based on documentary evidence. Deteriorated from 1990 conditions. 1990 contributing resource #240.
64. 100 King St. Lewie Crockett Ross Park, c. mid-20th century. Non-contributing. Small triangular shaped park landscaped with several mature trees and a stone monument to "Lewie Crockett Ross (1875-1942)." 2017

**United States Department of the Interior
National Park Service**

**National Register of Historic Places
Continuation Sheet**

Riverview Historic District Update
Name of Property
Dallas County, AL
County and State
90000887
NR Reference Number

Update: Site added. (Photo #30)

- 65. 206 King St. House, c. 1955. Non-contributing. One-story, brick cottage with gable front, has gable entrance porch with iron supports. The entrance is located off the porch in the side of the front bay. 2017 Update: Recorded in the 1990 NR nomination as 206 Selma Ave.; now designated 206 King St. Construction date revised from c. 1950 to c. 1955 based on documentary evidence. Similar to 1990 conditions. 1990 Non-contributing resource #1. Remains Non-contributing due to alterations (windows replaced, added chimneys, infilled openings).

Lamar Avenue

- 66. 29 Lamar Ave. House, c. 1925, Contributing. Two and a half story craftsmen with plain weatherboard wall treatment. This gable front roof has asbestos shingles with exterior end and side chimneys. The attached one story, entry porch has a flat roof with two brick pier supports. The piers have recessed panels and low brick walls flank each pier. Matching piers support the porte cochere on the west facade. The porch has a tile floor and exposed rafters and beams on the roof. The door is centrally located on the three-bay facade and has a multi-pane transom and side lights. The windows are paired and are 9/1 double hung sash. The overhanging eaves have bracket work and a vent with central window is located under the gable. A sleeping porch is located on the second floor on the northwest corner. 2017 Update: Deteriorated from 1990 conditions. 1990 contributing resource 48. (Photo #31)
- 67. 32 Lamar Ave. House, c. 1905. Contributing. One story, double hip with cross gable roof of asbestos shingles. The exterior wall material is asbestos shingles. The attached, angled wraparound porch has a flat roof with eight Ionic columns. The three-bay facade has a central section with two recessed sections on either side. Entrances are located in the recessed sections. The doors have transoms while the windows are 1/1 double hung sash. The front gable has a window flanked by triangular vents. The two interior end chimneys have corbeled caps. 2017 Update: Construction date revised from c. 1925 to c. 1905 based on stylistic evidence. Vinyl siding has been applied to the exterior. 1990 contributing resource 50.
- 68. 33 Lamar Ave. House, c. 1915. Contributing. This one-story cottage has a hip with cross gable roof with plain weatherboard wall material. The roof has two interior chimneys and an exterior end chimney. The attached porch wraps around the south and east facades. The porch has a flat roof with gable front and is supported by paired classical columns. The three-bay facade has a centrally located double door with transom and a bay window on the right. The windows are 1/1 double hung sash except for the bay window which has 1/2 panes with extremely long panes. This sash arrangement is unusual. A rear cross gable comes to a bay window with decorative woodwork and a rear side porch has decorative grill work. 2017 Update: Construction date revised from c. 1925 to c. 1905 based on stylistic evidence. 2 small early 20th c. sheds to the rear. 1990 contributing resource 47.
- 69. 36 Lamar Ave. House. c. 1925. Contributing. This one-story brick bungalow with gable sides has an attached full width, gable front porch with two full height brick piers. The asbestos shingled roof has an interior chimney. The door is located off center to the right on this three-bay facade. The windows are paired, 9/1 double hung sash. The gable front and sides have board and batten type siding and brackets. 2017 Update: Similar to 1990 conditions. 1990 contributing resource #51.

United States Department of the Interior
National Park Service

National Register of Historic Places
Continuation Sheet

Riverview Historic District Update

Name of Property

Dallas County, AL

County and State

90000887

NR Reference Number

70. 37 Lamar Ave. House, c. 1920. Contributing. One and a half story, plain weatherboard, frame cottage with low hip roof with gable dormer and decorative side gable. The roof is composed of asbestos shingles. The south facade has a central section with recessed areas on each side. The recessed wraparound porch has four decorative concrete block supports on similar decorative piers. A door is located in the central section and one is located in the right recessed area. Windows are 1/1 double hung sash. 2017 Update: Construction date revised from c. 1925 to c. 1915 based on stylistic evidence. Deteriorated from 1990 conditions. 1990 contributing resource #46.
71. 41 Lamar Ave. House, c. 1925. Contributing. One-story stucco bungalow with cross gable roof. The asbestos shingled roof has exposed rafters under the eaves. The front facing, attached/inset porch fronts sections of the south and east facades. The porch has a gable roof with four square stuccoed supports with square block balustrade. The nine-light door is located in the center of the facade and an entrance is located on the recessed east facade. The paired windows are 6/1 double hung sash 2017 Update: Similar to 1990 conditions. 1990 contributing resource #45.
72. 43 Lamar Ave. House, c. 1905. Contributing. Brick, one and a half story cottage with two bay facades. The hip with center cross gable roof is covered with asbestos shingles and has two interior chimneys with corbeled caps. A tripartite window is located in the gable of each facade. The attached full width porch has four classical supports and a flat roof. The door is located in the left bay and has a multi-paned enframement. The right bay is a bay window with interlocking brick detail. Decorative stone quoins appear on the corners of the facade. This building has a stuccoed garage in the rear of the property. 2017 Update: Construction date revised from c. 1925 to c. 1905 based on stylistic evidence. Similar to 1990 conditions. 1990 contributing resource #44. (Photo #33, #32, 2nd from left)
73. 44 Lamar Ave. House, c. 1930. Contributing. One and a half story brick bungalow with a cross gable roof with an attached gable front porch. The roof is asbestos shingles with an exterior end chimney. The three porch supports are brick piers with concrete caps. The door is centrally located with multi-paned enframement. Another door is located in the recessed left south facade. The tripartite windows are 8/1 double hung sash. The gable front has board and batten type siding. 2017 Update: Construction date revised from c. 1940 to c. 1930 based on stylistic evidence. Similar to 1990 conditions. 1990 contributing resource #52.
74. 47 Lamar Ave. House, c. 1905. Contributing. These one and a half stories, hip with cross gable cottage has an asbestos shingle roof with a corbeled chimney. A dormer window has multi-paned glass. The attached full width porch has a decorative gable and is supported by five classical columns. The centrally located door has a tripartite transom and multi-paned enframement. The windows are 1/1 double hung sash and the left bay window has decorative shingle work. The exterior wall treatment is plain weatherboard. 2017 Update: Construction date revised from c. 1907 to c. 1905 based on stylistic evidence. Similar to 1990 conditions. 2-story frame garage to the rear. 1990 contributing resource #43.
75. 48 Lamar Ave. House, c. 1925. Contributing. One story bungalow with gable side roof and plain weatherboard wall material. The, attached gable front, partial width porch has exposed brackets and beams with two brick supports. The asbestos shingled roof has an interior chimney with corbeled cap. The three-bay facade has a single multi-pane over one sash window. The centrally placed door has a transom while the right bay, tripartite windows are multi-pane over one double hung sash. 2017 Update: Similar to 1990 conditions. Small m-d-20th c. garage to the rear. 1990 contributing resource #53.
76. 50 Lamar Ave. House, c. 1905. Contributing. This one and a half story bungalow has a gable on high hip roof with two interior chimneys. A central decorative gable extends onto the porch and dormers are located on the side facades below the gable on the hip roof. The exterior wall treatment is plain weatherboard while the roof material is slate. The attached, full width porch has eight classical columns, paired on the ends.

United States Department of the Interior
National Park Service

National Register of Historic Places
Continuation Sheet

Riverview Historic District Update
Name of Property
Dallas County, AL
County and State
90000887
NR Reference Number

The porch gable has a central tripartite vent. The door is centrally located with multi-pane transom and side lights while the windows are 16/1 double hung sash, paired on the right of the front (north) facade. 2017 Update: Construction date revised from c. 1907 to c. 1905 based on stylistic evidence. Similar to 1990 conditions. Modern frame garage to the rear. 1990 contributing resource #54.

- 77. 51Lamar Ave. House, c. 1890. Contributing. One-story, plain weatherboard, frame cottage with asbestos shingled, hip with cross gabled roof. The projecting gable has a shallow angled bay. The attached wraparound porch has three pilasters and a flat metal roof. The porch is partially, glassed enclosed on the right side. The door with transom is centrally located in the three-bay facade. The windows are 2/2 double hung sash and the chimney is located in the interior. 2017 Update: Construction date revised from c. 1907 to c. 1890 based on stylistic evidence. Similar to 1990 conditions. 1990 contributing resource #42.
- 78. 102 Lamar Ave. House, c. 1900. Contributing. One-story, plain weatherboard cottage with high hip roof with center decorative gable and a full recessed porch with four supports of iron grillwork on brick piers. Iron bannister connect the brick piers. The roof material is pressed tin with two interior chimneys. The decorative gable has a tripartite vent with decorative woodwork. The centrally located door has a transom and side lights and the windows are 2/2 double hung sash. A plain weatherboard outbuilding to the rear. 2017 Update: Construction date revised from c. 1907 to c. 1900 based on stylistic evidence. Similar to 1990 conditions. 1990 contributing resource #55.
- 79. 103 Lamar Ave. House, c. 1915. Contributing. This one-story frame cottage has an asbestos shingled, low-hipped roof with two interior and an exterior end chimney. The attached, gable front, full width porch has three square paneled columns on brick piers. The door has a full transom and side lights and is located on the left bay of the two-bay south facade. The porch gable has a tripartite vent and the windows are 4/1 double hung sash. The exterior wall treatment is plain weatherboard. 2017 Update: Construction date revised from c. 1925 to c. 1915 based on stylistic and documentary evidence. Similar to 1990 conditions. 1990 contributing resource #40.
- 80. 104 Lamar Ave. House, c.1900. Contributing. One story, hip with cross gable cottage with partial width attached porch with five tapered square supports on low brick piers. The porch has a flat roof and has been glassed in with a variety of plate glass and louvered windows. The asbestos shingled roof has two interior chimneys. On this **three** bay facade cottage, the door is centrally located and the paired windows are 2/2 double hung sash. The exterior wall treatment is asphalt siding. 2017 Update: Construction date revised from c. 1913 to c. 1900 based on stylistic and documentary evidence. Similar to 1990 conditions. 1990 contributing resource #56.
- 81. 107 Lamar Ave. House, c. 1925. Contributing. One-story, plain weatherboard cottage with low hip roof with dormer cresting the roof line. The dormer also has a hip roof and multi-pane windows and vent. The asbestos shingled roof has an interior chimney. The full width, recessed porch has four square tapered supports on brick piers. The door has a transom and is located off center (right) on the three-bay facade. The windows are 1/1 double hung sash. 2017 Update: Similar to 1990 conditions. Small frame garage to the rear. 1990 contributing resource #39.
- 82. 108 Lamar Ave. House, c. 1910. Contributing. One story, hip with cross gable, L-cottage with plain weatherboard wall material. The attached partial width porch has a flat roof with four classical columns. The three-bay facade has a central door with tripartite transom and partial side lights and paired 2/2 double hung sash windows. The roof material is asbestos shingles with two interior chimneys. 2017 Update: Construction date revised from c. 1913 to c. 1910 based on stylistic and documentary evidence. Similar to 1990 conditions. 1990 contributing resource #57.

**United States Department of the Interior
National Park Service**

**National Register of Historic Places
Continuation Sheet**

Riverview Historic District Update
Name of Property
Dallas County, AL
County and State
90000887
NR Reference Number

- 83. 111 Lamar Ave. House, c. 1900. Contributing. This one-story, frame T-cottage has a pressed tin roof with an interior chimney and a shallow angled bay beneath the projecting gable. The attached porch has a flat roof with five white square columns on brick piers and extends past the eastern facade. The door is centrally located on the three-bay southern facade and has a transom. The windows are 4/4 double hung sash with decorative panels underneath the right front bays. The exterior wall treatment is vinyl siding. 2017 Update: Construction date revised from c. 1907 to c. 1900 based on stylistic and documentary evidence. Deteriorated from 1990 conditions. 1990 contributing resource #38.

- 84. 112 Lamar Ave. House, c. 1910. Contributing. One and a half story, plain weatherboard, gable front bungalow with recessed porch. The full width porch has four supports; the two end supports are covered with shingle work while the two central supports are plain posts on brick piers. A stick style balustrade joins the brick piers. The three-bay facade has an off centered door with a diagonal multi-pane enframement and the windows are multi-pane over one, double hung sash. The roof material is asbestos shingles with an interior and exterior end chimneys. This structure has a great deal of decorative bracket work on the eaves and supports. The window in the gable has two lights with multi-pane over single pane sashes. 2017 Update: Construction date revised from c. 1913 to c. 1910 based on stylistic and documentary evidence. Similar to 1990 conditions. 1990 contributing resource #58.

- 85. 114 Lamar Avenue. House. c. 1925. Contributing. This one story, Tudor revival cottage has gable sides with a common bond brick exterior. The central door has three lights and the windows are 8/8 double hung sash. A decorative gable is located over the entrance and the right window. The window gable has exterior wall treatment to resemble half timbering. The left window has been closed in and has an attached metal awning. Shutters have a decorative flower motif. 2017 Update: Construction date revised from c. 1940 to c. 1925 based on stylistic and documentary evidence. Similar to 1990 conditions. 1990 contributing resource #59.

- 86. 116 Lamar Ave. House. c. 1905. Contributing. One story bungalow with high hip roof and plain weatherboard siding. The roof is asbestos shingles with an interior and exterior end chimneys. The attached entry porch has a hipped roof with two round columns on a rusticated stone foundation. A low, closed stone balustrade runs the full width of the bungalow and has decorative stonework arches. The four-bay facade has an original off-center door in the third bay with an additional, smaller door in the second bay. The original door has a multi-pane transom while the windows are multi-pane over one double hung sash. A rear bay entrance is located on the left side. 2017 Update: Construction date revised from c. 1913 to c. 1905 based on stylistic and documentary evidence. Similar to 1990 conditions. 1990 contributing resource #60.

- 87. 119 Lamar Ave. House, c. 1905. Contributing. One story frame, cross gable cottage with central decorative gable. The asbestos shingle roof has an interior chimney with corbeled cap. The central attached porch has four supports and a hip roof. The door is off-centered on this three-bay facade and the windows are 2/2 double hung sash. This house is undergoing renovation at the present time. 2017 Update: Construction date revised from c. 1907 to c. 1905 based on stylistic and documentary evidence. Similar to 1990 conditions. The house retains integrity to c. 1955 when its windows were replaced despite the application of vinyl siding (c. 1990). 1990 Non-contributing resource #36.

- 88. 120 Lamar Ave. House, c. 1910. Contributing. Two stories, hip with cross gable roof, two interior end exposed face chimneys and pressed tin roof. The attached one story full width porch which wraps around a portion of the eastern facade, has a flat roof with six classical supports. The five-bay facade has doors in the second, third and fourth bays with the fourth bay being the original entrance. This door has a decorative glass work panel. The first bay is the enclosed side porch while the second and third bays are glass paned doors which were added to the house when it was made into apartments. All windows are 1/1 double hung sash while a rear outside staircase leads to the second floor. Two doorways on the second-floor lead to the

**United States Department of the Interior
National Park Service**

**National Register of Historic Places
Continuation Sheet**

Riverview Historic District Update
Name of Property
Dallas County, AL
County and State
90000887
NR Reference Number

roof of the front facade porch which indicates that the porch. 2017 Update: Construction date revised from c. 1913 to c. 1910 based on stylistic and documentary evidence. Similar to 1990 conditions. 1990 contributing resource #61.

- 89. 126 Lamar Ave. House, c. 1925. Contributing. This one and a half story bungalow has gable sides with a central dormer and plain weatherboard wall treatment. The recessed, full width porch has two end masonry supports with rounded brackets. The central door is flanked by 6/1 double hung sash windows. The dormer has a tripartite window and the bungalow has exposed rafters. There is one interior end chimney. 2017 Update: Construction date revised from c. 1940 to c. 1925 based on stylistic and documentary evidence. Similar to 1990 conditions. 1990 contributing resource #62. (Photo #35)
- 90. 128 Lamar Ave. House, c. 1890. Contributing. This one-story, plain weatherboard cottage with hip with cross gable roof has an attached wraparound porch with decorative bargeboard, spindle work, bannisters, and six supports. The double doors are centrally located, the windows are 1/1 double hung sash, and the chimneys are interior and interior end. A rear entrance on the east facade repeats the decorative woodwork, taking advantage of the siting on a corner lot. 2017 Update: Construction date revised from c. 1900 to c. 1890 based on stylistic and documentary evidence. Deteriorated from 1990 conditions. 1990 contributing resource #63.
- 91. 201 Lamar Ave. House, c. 1900. Contributing. One and a half story cottage with pyramidal roof with cross gable and central dormer. The roof is sheet metal with an interior chimney. The partial width attached porch has 3 pilasters, a flat roof, and spindle work on the eaves. The transomed door is centrally located and the windows are 2/2 double hung sash. The projecting gable has a shallow angled bay beneath and the gables and dormers have decorative woodwork. A former outbuilding has been attached to the north facade and a shed roof addition has been attached across the rear facade. The exterior wall treatment is plain weatherboard. 2017 Update: Construction date revised from c. 1903 to c. 1900 based on stylistic and documentary evidence. Similar to 1990 conditions. 1990 contributing resource #34.
- 92. 202 Lamar Ave. House, c. 1890. Contributing. This one-story frame cottage has a hip with cross gable roof and a decorative gable, the exterior wall material is plain weatherboard while the roof is seamed tin. The attached partial width porch has a half hip with gable roof, five pilasters with spindle work and decorative supports. The front and side gables have recessed bell shaped panels with diamond shaped vents. A gable section with decorative woodwork is set on a diagonal with the main section of the house. The door is centrally located while the windows are 1/1 double hung sash. 2017 Update: Construction date revised from c. 1903 to c. 1890 based on stylistic and documentary evidence. Similar to 1990 conditions. Small frame garage to the rear. 1990 contributing resource #64.
- 93. 204 Lamar Ave. House, c. 1900. Contributing. One-story, plain weatherboard, frame cottage, hip with cross gable roof. The front gable has a projecting gable section onto the attached porch. The porch is full width with five Doric column supports on low brick piers and brick balustrade. The porch line follows the form of the house, projecting out at the gable end of the house. The transomed door is centrally located and the windows are 4/4 double hung sash. The chimney is interior with clay chimney pots and the roof is of pressed tin. 2017 Update: Construction date revised from c. 1903 to c. 1900 based on stylistic and documentary evidence. Similar to 1990 conditions. Small frame garage to the rear. 1990 contributing resource #65.
- 94. 205 Lamar Ave. House, c. 1890, Contributing. This one-story, plain weatherboard cottage has a hip with cross gable asphalt shingled roof with an interior and interior end chimneys. The partial width porch has a flat roof with four classical columns. The door is centrally placed and has a closed transom and screen door. The windows are 2/2 double hung sash. A shallow angled bay is located beneath the projecting gable and the gable has decorative bargeboard and wood work and spindle work on the eaves. 2017 Update: Construction date revised from c. 1903 to c. 1900 based on stylistic and documentary evidence.

United States Department of the Interior
National Park Service

National Register of Historic Places
Continuation Sheet

Riverview Historic District Update

Name of Property

Dallas County, AL

County and State

90000887

NR Reference Number

Deteriorated from 1990 conditions. 1990 contributing resource #33. (Photo #25)

95. 208 Lamar Ave. House, c.1900. Contributing. One story, plain weatherboard, frame cottage with hip with cross gable roof. The front gable has a projecting gable section with a circular vent. A decorative gable is located on the left with a flower detailed vent. The full width porch has seven narrow columns supporting the flat roof. The door is centrally located and has a transom. The windows are 4/4 double hung sash and the roof is composed of asbestos shingles 2017 Update: Construction date revised from c. 1903 to c. 1900 based on stylistic and documentary evidence. Similar to 1990 conditions. 1990 contributing resource #66.
96. 209 Lamar Ave. House, c. 1890. Contributing. One-story, weatherboard cross-gable T-cottage. The roof is asphalt shingles with two interior chimneys with corbeled caps. The partial width porch has a flat roof with three supports which rest on low brick wall. The gable front has decorative woodwork and vent. The central door has a transom and the windows are 2/2 double hung sash. 2017 Update: Construction date revised from c. 1903 to c. 1890 based on stylistic and documentary evidence. Deteriorated from 1990 conditions. 1990 contributing resource #32.
97. 216 Lamar Ave. House, c. 1900. Contributing. One story frame cottage with cross gable roof and shallow angled bay in the projecting gable. The attached, partial width porch has a flat roof with four square columns. The door is centrally located and has a transom. The windows are 2/2 double hung sash and the roof is composed of tin with two interior chimneys. The gables have decorative bargeboard and vented openings. 2017 Update: Construction date revised from c. 1903 to c. 1900 based on stylistic and documentary evidence. Deteriorated from 1990 conditions. 1990 contributing resource #67.
98. 217 Lamar Ave. House, c.1900. Contributing. One-story, frame cottage with plain weatherboard wall material. This cross-gable cottage has an asphalt shingle roof with an interior and exterior end chimney. The attached partial width porch has a flat roof with four Doric columns with spindle work balustrade. The porch has two distinct sections, an entrance porch and a slightly recessed side porch. The door with transom is central on the three-bay facade and the windows are 1/1 double hung sash. 2017 Update: 2017 Update: Construction date revised from c. 1903 to c. 1900 based on stylistic and documentary evidence. Similar to 1990 conditions. 1990 contributing resource #31.
99. 221 Lamar Ave. House, c. 1900. Contributing. One-story frame cottage with weatherboard wall material. The roof is of asphalt shingles with an interior and exterior rear chimney. The cross-gable T-cottage has an attached partial width flat roof porch with four square columns on low brick piers. The three-bay facade has a central doorway with stained glass transom. The windows are 2/2 double hung sash. The gable has decorative woodwork and bargeboard. 2017 Update: 2017 Update: Construction date revised from c. 1903 to c. 1900 based on stylistic and documentary evidence. Deteriorated from 1990 conditions. 1990 contributing resource #30.
100. 224 Lamar Ave. House, c. 1900. Contributing. One-story cottage with hip with cross gable roof with decorative gable. The exterior wall treatment is plain weatherboard. The full width attached porch with a flat roof has decorative bargeboard, spindle work, and bannisters with eight supports. The decorative gable has shingle work and vent. The door is centrally located in the five-bay facade with side lights and transom. The windows are 1/1 double hung sash with an additional door located in the fourth bay. The roof is composed of seamed tin with two interior chimneys. 2017 Update: 2017 Update: Construction date revised from c. 1903 to c. 1890 based on stylistic and documentary evidence. Deteriorated from 1990 conditions. 1990 contributing resource #30.
101. 227 Lamar Ave. House, c.1900. Contributing. One-story frame cottage with a hip side and a gable side. The exterior wall treatment is plain weatherboard. The asphalt shingle roof has two interior chimneys and a centered decorative gable. The full width porch has 6 supports of iron grillwork. The five-bay facade

United States Department of the Interior
National Park Service

National Register of Historic Places
Continuation Sheet

Riverview Historic District Update

Name of Property

Dallas County, AL

County and State

90000887

NR Reference Number

has a centrally located door with transom and the full-length windows are double hung sash with an unusual 2/4 arrangement. The panes are unusually long. A gable projects off the east facade and a hipped roof addition is located on the west facade. Both additions have entrances flanking the main structure on the south facade. 2017 Update: 2017 Update: Construction date revised from c. 1903 to c. 1890 based on stylistic and documentary evidence. Similar to 1990 conditions. 1990 contributing resource #29. (Photo #26, Right)

102. 231 Lamar Ave. House, c. 1925. Contributing. One-story, frame bungalow with weatherboard wall material. The gable-front cottage has a tin sheet metal roof with exterior side chimney with corbeled cap. The recessed full width porch is supported with two full height brick piers on each end. The door is slightly off center to the right on the three-bay facade and the windows are 1/1 double hung sash in tripartite frames. 2017 Update: 2017 Update: Construction date revised from c. 1903 to c. 1925 based on stylistic and documentary evidence. Similar to 1990 conditions. 1990 contributing resource #28.
103. 232 Lamar Ave. House, c. 1900. Contributing. One-story, frame cottage with plain weatherboard siding, hipped with cross gable roof. The porch is partial width with flat roof, three square supports covered with asbestos siding, and additional steps off the east facade. The porch extends on the east facade and French doors open on to the porch. The asphalt shingled roof has two interior chimneys with corbeled caps. The door is centrally located and the windows are 2/2 double hung sash. 2017 Update: 2017 Update: Construction date revised from c. 1903 to c. 1900 based on stylistic and documentary evidence. Similar to 1990 conditions. 1990 contributing resource #71.
104. 233 Lamar Ave. House, c. 1900. Contributing. One-story, pressed tin roof frame T-cottage with two interior end chimneys. The front porch has been enclosed with a brick veneer addition with 2/2 double hung sash windows. The door is centrally located in a recessed porch on the 3-bay south facade. The door has a transom and sidelights. 2017 Update: 2017 Update: Construction date revised from c. 1903 to c. 1900 based on stylistic and documentary evidence. Alterations including brick veneer and replacement windows appear to date from c. 1955 with later porch enclosure. Retains integrity despite alterations. Similar to 1990 conditions. 1990 Non-contributing resource #27.
105. 302 Lamar Ave. House, c. 1900. Contributing. One-story, frame cottage with aluminum siding, high hip roof with cross gable. The partial width porch has been enclosed leaving a recessed double entry with multi-pane stained glass transom. An additional entrance is located off the recessed porch into the gable section. The windows are 4/4 double hung sash. The roof is pressed tin with two interior chimneys with aluminum caps. The gable has small decorative vent and woodwork. 2017 Update: 2017 Update: Construction date revised from c. 1903 to c. 1900 based on stylistic and documentary evidence. Deteriorated from 1990 conditions. 1990 contributing resource #72.
106. 303 Lamar Ave. House, c. 1900. Contributing. One story, frame cottage, plain weatherboard. The one story, full width porch has a hipped roof and four-square supports. The roof is composed of asbestos shingles with an interior end chimney. A decorative gable with woodwork and vent is centered on each elevation of the main square cottage. A rear hipped ell addition on the west facade was formerly an outbuilding. An additional ell off the northwest corner gives this house a U- shape. The door is centrally located on this three-bay facade and has a multi-pane enframingent. The windows on the front (south) facade are 1/1 double hung sash. A metal awning runs the full width of the porch and a small side porch is located on the western facade. 2017 Update: Construction date revised from c. 1903 to c. 1900 based on stylistic and documentary evidence. Similar to 1990 conditions. 1990 contributing resource #26.
107. 314 Lamar Ave. House, c. 1915. Contributing. One-story, cross-gable in hipped roof with attached full width porch with half hipped roof. The roof is asbestos shingles with two interior chimneys. The exterior wall material is weatherboard with aluminum siding on the later additions. The porch has four square column

United States Department of the Interior
National Park Service

National Register of Historic Places
Continuation Sheet

Riverview Historic District Update
Name of Property
Dallas County, AL
County and State
90000887
NR Reference Number

supports on brick piers with low brick walls connecting the piers. The left portion of the porch has been enclosed. The door is located in the center and has a full transom with side lights. The windows are 1/1 double hung sash. The front gable has a single light flanked by vents. 2017 Update: Construction date revised from c. 1903 to c. 1900 based on stylistic and documentary evidence. The house retains integrity and contributes to the district. Similar to 1990 conditions. 1990 Non-contributing resource #74.

108. 318 Lamar Ave., Hall, T.W., House, c. 1870. Contributing. This two-story, Italianate house has a gable front roof with a two-story pedimented portico. The pedimented portico has four decorative square paneled columns with a decorative vent in the pediment. The door has arched windows and the 2/2 double hung sash windows have decorative surrounds. Decorative brackets are located underneath the eaves of the central structure. The east facade has two bay windows with flat roofs. A rectangular addition is located off the rear east side and an original addition on the west facade has been modified. The west addition has a bay window on the north wall and an original porch has been closed in. The plain weatherboard exterior has been replaced with aluminum siding on some areas of the structure. The interior contains inlaid hardwood floors. One plain weatherboard outbuilding is original to the property. It is now used for storage. 2017 Update: Similar to 1990 conditions. The house was converted into three apartments before 1990. 1990 contributing resource #75. (Photo #3)

109. 321 Lamar Ave. House, c.1890. Contributing. This one-story cross gable cottage has a tin roof with an interior chimney and a shallow angled bay under the projecting gable. The attached partial width porch has three supports and a flat tin roof. The door is centrally placed on this three-bay structure and has a transom. A second entrance is located off the porch in the right bay and matches the central doorway. The porch is screened in on the right side. The windows are 2/2 double hung sash with intricate surrounds. The exterior wall treatment is plain weatherboard. 2017 Update: Construction date revised from c. 1903 to c. 1890 based on stylistic and documentary evidence. Similar to 1990 conditions. 1990 contributing resource #22.

110. 401 Lamar Ave. House, c. 1870. Contributing. Two-story gable front frame structure with two story full width porch. The roof material is sheet tin with two interior chimneys. The flat porch roof is also of tin. The most interesting feature of this house is the two-story full width porch with square columns on brick piers on the first floor. The second story columns are paneled wood and have arches with decorative lattice work between them. The doorways on both floors are centrally located in the 5-bay facade and have transoms and multi-paned enframements. The windows are 6/6 double hung sash. A six-light window is located in the gable which has decorative brackets. A rear ell off the north facade was once an outbuilding that has been connected to the house and has arched pane windows. A pyramidal roofed, brick outbuilding is also located on the grounds. It dates from the 1860's or 1870s. 2017 Update: Deteriorated from 1990 conditions. 1990 contributing resource #21. (Photo #4)

111. 406 Lamar Ave. House, c.1920. Contributing. One story bungalow with hip with cross gable roof. The three-bay facade has a central doorway with a nine-pane door. The windows are 6/1 double hung sash. The attached full width, shed roofed porch has four square columns on brick piers. The roof is composed of asbestos shingles with an interior and exterior end chimney and the exterior wall treatment is plain weatherboard. 2017 Update: Construction date revised from c. 1939 to c. 1920 based on stylistic and documentary evidence. Similar to 1990 conditions. 1990 contributing resource #76.

112. 407 Lamar Ave. Kayser House, c. 1910. Contributing. This two-story craftsman foursquare frame structure has a low hip roof composed of pressed tin. The door is centrally located and the attached one-story entrance porch has two Tuscan column supports and a hip roof. The windows are 1/1 double hung sash. The northwest facade contains a sleeping porch. Two windows with a decorative frame are located above the entrance porch on the South facade. The exterior wall treatment is plain weatherboard. The single chimney is located on an exterior end. Shed roof garage addition on the west facade. 2017 Update:

**United States Department of the Interior
National Park Service**

**National Register of Historic Places
Continuation Sheet**

Riverview Historic District Update
Name of Property
Dallas County, AL
County and State
90000887
NR Reference Number

Construction date revised from c. 1913 to c. 1910 based on stylistic and documentary evidence. Concrete block garage and remnant of a brick garage to the east. Similar to 1990 conditions. 1990 contributing resource #20. (Photo #5, #6 right) (Photo #53)

- 113. 410 Lamar Ave. House, c. 1880. Contributing. This two-story gable front cottage has a one story full width porch with a shed roof, four pilasters, and decorative woodwork, bannisters and bargeboard. The roof is composed of asbestos shingles and has interior and exterior rear chimneys with clay chimney pots. The entrance is in the first bay of the north three-bay facade and has a transom and panes in the door. An additional entrance is located on the east facade and several one-story additions are located on the rear (south) facade. The exterior all treatment is plain weatherboard and the front gable has a decorative tripartite vent. 2017 Update: Deteriorated from 1990 conditions. 1990 contributing resource #77.

Lapsley Street

- 114. 1 Lapsley St. House, c. 1900. Contributing. One-story cottage with hip with cross gable roof of asbestos shingles with two interior chimneys. The original porch has been enclosed and the exterior is covered in aluminum siding. The doorway is centrally located and the windows are 2/2 double hung sash. The front facade has metal awnings over the entrance and windows. 2017 Update: Construction date revised from c. 1921 to c. 1900 based on stylistic and documentary evidence. Despite alterations, the house retains integrity and contributes to the district. Similar to 1990 conditions. 1990 Non-contributing resource #251.
- 115. 9 Lapsley St. House, c. 1900. Contributing. One-story, L-cottage with hip with cross gable roof with two interior chimneys with corbeled caps. The attached, partial width porch has three supports and a half hip roof. The doorway occupies the center bay of the three-bay facade and the windows are 2/2 double hung sash. The gable has decorative woodwork and the door and windows have decorative surrounds. The exterior is plain weatherboard. 2017 Update: Construction date revised from c. 1921 to c. 1900 based on stylistic and documentary evidence. Similar to 1990 conditions. 1990 contributing resource #250.

Pelham Street

- 116. 1 Pelham St. House, c. 1935. Contributing. This one and a half story Colonial Revival cottage has gable sides with twin dormers. The entrance is located in the third bay of the three-bay facade and the windows are 6/6 double hung sash. The roof material is asphalt shingles with an exterior chimney. The second bay is a tripartite window. The exterior is covered with asbestos shingles. Metal awnings are located over the entrance and facade windows. 2017 Update: Construction date revised from c. 1945 to c. 1935 based on stylistic and documentary evidence. The house has (and had in 1990) aluminum siding and addition has been added to the south (c. 2000). Despite the alterations, the house retains integrity. 1990 contributing resource #246.
- 117. 2 Pelham St. House, c. 1920. Contributing. One-story bungalow with high hip roof of asbestos shingles with an exterior end chimney. The attached, full width metal roofed porch has four iron supports on brick piers. The entrance is centrally located in the three-bay facade and the windows are vertical 5/5 double hung sash. A decorative gable is centered at the top of the hip roof. The exterior wall treatment is plain weatherboard. 2017 Update: Construction date revised from c. 1945 to c. 1920 based on stylistic and documentary evidence. Similar to 1990 conditions. 1990 contributing resource #244. (Photo #12, Left)
- 118. 4 Pelham St. House, c. 1945. Contributing. One-story cottage with gable sides and plain weatherboard exterior. The original porch has been enclosed leaving a stoop entrance. The doorway is centrally located in the three-bay facade and the windows are 6/6 double hung sash. Metal awnings are located over the entrance and facade window. 2017 Update: The house retains integrity and contributes to

United States Department of the Interior
National Park Service

National Register of Historic Places
Continuation Sheet

Riverview Historic District Update
Name of Property
Dallas County, AL
County and State
90000887
NR Reference Number

the district. Similar to 1990 conditions. 1990 Non-contributing resource #245.

- 119. 50 Pelham St. House, c. 1950. Contributing One-story cottage with gable sides. The recessed partial width porch has a single iron support. The entrance is located in the third bay of the four-bay facade, near the center of the facade. The exterior wall treatment is asbestos shingles and the roof is covered with asbestos shingles, also. The windows are 6/6 double hung sash. 2017 Update: Similar to 1990 conditions. Reclassified as contributing as the resource is now within the district's period of significance. 1990 Non-contributing resource #247.
- 120. 116 Pelham St. House, c. 1945. Contributing. One-story bungalow with gable side roof of asbestos shingles with an interior and an exterior end chimney. The attached, partial width screened porch has two supports with a gable roof. The centrally placed doorway occupies the second bay and the windows are 6/6 double hung sash. The third bay has paired windows. The exterior wall treatment is plain weatherboard. 2017 Update: Similar to 1990 conditions. Reclassified as contributing as the resource is now within the district's period of significance. 1990 Non-contributing resource #249. (Photo #7)
- 121. 139 Pelham St. House, c. 1920. Contributing. One story brick veneer cottage with cross gable. This structure has been repositioned due to its location at the intersection of Young and Selma. Originally facing Young Street, the entrance has been relocated to the North facade. The entrance is located in the center of the gable and is flanked by 4/4 double hung sash windows. The gable roof entry has two iron grillwork supports resting on a brick foundation. The original porch facing Young has been enclosed with louvered windows. An L projects off the east facade. 2017 Update: Recorded in the 1990 NR nomination as 230 Selma Ave.; now designated 139 Pelham St.; Similar to 1990 conditions. Reclassified as contributing as the resource's alterations are now within the district's period of significance. 1990 Non-contributing resource #7.

Riverview Street

- 122. 15 Riverview Ave. Baptist Hospital, c. 1919. Contributing. Three-story, Italian Renaissance building with low hip roof of tile with wide overhanging eaves. The central block has a classical entrance with four Doric columns and an entablature supporting a second-floor balcony. The central block has five bays with flanking six bay wings. Original windows are 8/8 double hung sash while replacement windows are aluminum 2/2 double hung sash. Windows on the first floor are arched windows with capstones. The second floor has triple arched windows above the entrance. A three-story addition is located on the right of the front facade, projecting out toward the street. A wing extends off the rear of the structure. This structure has decorative brickwork and iron grillwork balconies on some first-floor windows. A two-story brick building is located in the rear of the hospital and was used originally as nurses' quarters. The building has a tile roof and boarded up windows. An entrance is located on Water Avenue. 2017 Update: Similar to 1990 conditions. Rear building has been demolished. 1990 Non-contributing resource #252.
- 123. 42 Riverview Ave. House, c. 1948. Contributing. One story traditional cottage with cross gable roof of asbestos shingles with an exterior end chimney. The doorway is located in the projecting third bay under an entry porch with a gable roof. The windows are 6/6 double hung sash and the second bay window is also located in a gable roof projection. The exterior is covered in asbestos shingles. A one bay garage is on the side elevation. 2017 Update: Similar to 1990 conditions. Reclassified as contributing as the resource is now within the district's period of significance. 1990 Non-contributing resource #219. (Photo #61, Right)
- 124. 48 Riverview Ave. House, c.1945. Contributing. This two-story brick ranch structure with traditional detailing has a hip with cross gable roof of asbestos shingles and an interior chimney. The attached entry-width porch has a shed roof with two iron supports. The first bay is a garage with an arched window above. Windows are 6/6 double hung sash. 2017 Update: Similar to 1990 conditions. Reclassified as contributing

United States Department of the Interior
National Park Service

National Register of Historic Places
Continuation Sheet

Riverview Historic District Update
Name of Property
Dallas County, AL
County and State
90000887
NR Reference Number

as the resource is now within the district's period of significance. Construction date revised from c. 1950 to c. 1945 based on stylistic and documentary evidence. 1990 Non-contributing resource #220. (Photo #50)

- 125. 50 Riverview Ave. House, c. 1945. Contributing. One-story brick cottage with gable side roof of asbestos shingles with an exterior end chimney. The doorway is located in the center of the three-bay facade and the windows are 6/6 double hung sash. The attached entry width porch has two iron supports and a shed roof. 2017 Update: Similar to 1990 conditions. Reclassified as contributing as the resource is now within the district's period of significance. Construction date revised from c. 1950 to c. 1945 based on stylistic and documentary evidence. Frame garage to the rear. 1990 Non-contributing resource #221.

- 126. 52 Riverview Ave. House, c. 1945. Contributing. One-story cottage with asbestos siding and a low hip with cross gable roof of asbestos shingles with an exterior end chimney. The entrance is located in the center of the three-bay facade and the windows are 8/8 double hung sash. A screened in porch is located on the east facade. 2017 Update: Similar to 1990 conditions. Reclassified as contributing as the resource is now within the district's period of significance. Construction date revised from c. 1950 to c. 1945 based on stylistic and documentary evidence. 1990 Non-contributing resource #222.

- 127. 54 Riverview Ave. House, c. 1945. Non-contributing. One-story ranch with gable sides and an asbestos shingled roof with an exterior end chimney. The five-bay facade has a door located in the second bay and 6/6 double hung sash paired windows. The exterior wall treatment is plain weatherboard. 2017 Update: 2nd floor addition at the east side of the house (c. 1995). 1990 Non-contributing resource #223.

- 128. 100 Riverview Ave. Jackson-Ingvar House, c. 1952. Non-contributing. One-story, brick veneer dwelling has a gable side roof with asbestos shingles and an exterior end chimney. The doorway is located in the center bay of the five-bay facade and the windows are 6/6 double hung sash. The side porch has a gable end roof with two decorative iron supports. 2017 Update: Similar to 1990 conditions. Reclassified as contributing as the resource is now within the district's period of significance. Construction date revised from c. 1955 to 1952 based on stylistic and documentary evidence. 1990 Non-contributing resource #225.

- 129. 104 Riverview Ave. House, c. 1954. Contributing. One-story, brick ranch house with cross gable roof of asbestos shingles with an interior chimney. The recessed entry porch has a single decorative iron support. The entrance is located in the second bay of the four-bay facade and the louvered windows are four per sash. The garage is located in the fourth bay. 2017 Update: Similar to 1990 conditions. Reclassified as contributing as the resource is now within the district's period of significance. Construction date revised from c. 1955 to 1954 based on stylistic and documentary evidence. 1990 Non-contributing resource #226. (Photo #59)

- 130. 105 Riverview Ave. House, c. 1935. Contributing. One story brick bungalow with cross gable roof of asbestos shingles. The recessed, glassed-in porch has two supports and is located on the east facade. The entrance is located in the center of the gable front and has a stoop and a gable roof projection. The windows are 3/1 double hung sash. 2017 Update: Recorded in 1990 as 103 Riverview Ave. Similar to 1990 conditions. Frame garage to the rear. Construction date revised from c. 1955 to c. 1935 based on stylistic and documentary evidence. 1990 contributing resource #228.

- 131. 109 Riverview Ave. John B. Cody House, c.1950. Contributing. One-story, L-shaped brick ranch with cross gable roof. The roof material is asbestos shingles with an interior chimney. The doorway is placed in the third bay of the four-bay facade and the windows are 6/6 double hung sash. The attached partial width porch is a later addition and has a shed roof with four ironwork supports. A garage is located in the first bay position and the gable has a decorative vent. 2017 Update: Similar to 1990 conditions. Reclassified as contributing as the resource is now within the district's period of significance. Construction date revised

United States Department of the Interior
National Park Service

National Register of Historic Places
Continuation Sheet

Riverview Historic District Update

Name of Property

Dallas County, AL

County and State

90000887

NR Reference Number

from c. 1955 to 1954 based on stylistic and documentary evidence. 1990 Non-contributing resource #230.

132. 111 Riverview Ave. James Langlois House, c. 1950. Contributing. One-story bungalow with cross gable roof of asbestos shingles and an exterior end chimney. The recessed entry porch has two ironwork supports. The doorway is located in the third bay of the four-bay facade and the windows are stationary. The exterior is covered in asbestos shingles and there is a carport. 2017 Update: Similar to 1990 conditions. Reclassified as contributing as the resource is now within the district's period of significance. Construction date revised from c. 1952 to c. 1950 based on stylistic and documentary evidence. 1990 Non-contributing resource #231.
133. 116 Riverview Ave. House, c. 1940. Contributing. One and a half story traditional cottage with asbestos siding and an asbestos shingled roof with an interior end chimney. The entrance is located in the third bay of the five-bay facade and the windows are 6/6 double hung sash. The first and fourth bays have paired windows. The gable front entry porch has four iron supports. The garage is located in the fifth bay. 2017 Update: Recorded as 106 Riverview. Similar to 1990 conditions. Reclassified as contributing as the resource is now within the district's period of significance. Construction date revised from c. 1955 to c. 1954 based on stylistic and documentary evidence. 1990 Non-contributing resource #227. (Photo #58)
134. 118 Riverview Ave. Paul R. Huffstutler House, c. 1940. Contributing. One-story, colonial revival style house with asbestos shingled roof and exterior end chimney. The attached entry porch has two supports and a gable front roof. The main section of the house has gable sides with a side ell connecting a gable front section on the east facade. The entire house has a five-bay facade with the entrance located in the fourth bay. The windows are 6/6 double hung sash with some stationary windows in the ell and wing. The exterior wall treatment is vinyl siding with stonework siding on the ell addition. 2017 Update: Vinyl siding has been removed; some replacement windows and porch elements. Reclassified as contributing as the resource is now within the district's period of significance. Construction date revised from c. 1939 to c. 1940 based on stylistic and documentary evidence. 1990 Non-contributing resource #232.

Satterfield Street

135. 1 Satterfield St. House, c. 1910. Contributing. Situated on the site of the Old Southern Railway Dance Pavilion, this building was the clubhouse of Selma's first golf course. The clubhouse has been altered but the original appearance of the structure is evident. The one-story bungalow has a cross gable roof composed of asbestos shingles with an interior chimney. Now enclosed, the porch once wrapped around the east and south facades of the structure with square tapered wooden columns on brick piers with connecting brick balustrade. The entrance is located in the center of the three-bay facade and the present windows are paired 6/6 double hung sash. The exterior is covered in plain weatherboard. A shed roof addition has been constructed on the north facade. 2017 Update: Similar to 1990 conditions. 1990 contributing resource #218. (Photo #62)
136. 7 Satterfield St. House, c. 1935. Contributing. One-story cottage with gable sides and asbestos shingled roof. The side porch has a gable side roof and three supports and is screened-in. The paired windows are 6/6 double hung sash. The entrance is located in the second bay of the three-bay facade. The exterior is covered with aluminum siding. 2017 Update: Similar to 1990 conditions. 1990 contributing resource #217.
137. 9 Satterfield St. House, c. 1925. Contributing. This one-story bungalow has a gable front roof with asbestos shingles. The exterior wall treatment is asbestos siding. The recessed partial width porch has three ironwork supports on a brick balustrade. The porch has been altered and enclosed on the left facade. The entrance is located in the second bay of the three-bay facade and contains a multi-pane transom. The stationary windows are flanked by 2/2 double hung sash windows. The structure has exposed rafters and

United States Department of the Interior
National Park Service

National Register of Historic Places
Continuation Sheet

Riverview Historic District Update

Name of Property

Dallas County, AL

County and State

90000887

NR Reference Number

decorative brackets. 2017 Update: Similar to 1990 conditions. The alterations appear to have occurred within the revised period of significance and the house is now contributing to the district. 1990 Non-contributing resource #216.

138. 11 Satterfield St. House, c. 1935. Contributing. One-story bungalow with asbestos shingled gable-front roof and asbestos siding. The attached porch wraps around the north and east facades and has six supports and a low half hip roof. The door is located in the third bay of the three-bay facade and the windows are 6/6 double hung sash. The porch is partially screened in and extends over the north facade to create a carport. An apartment has been attached on the south facade with a gable front facing on the east facade. 2017 Update: Similar to 1990 conditions. The house retains integrity and contributes to the district. 1990 Non-contributing resource #215.
139. 21 Satterfield St. Smith-Frazier House, c. 1951. Contributing. One-story, brick ranch house with low hip with cross gable roof configuration. The roof is composed of asbestos shingles. The partial width attached porch has two ironwork supports. The entrance is in the second bay of the four-bay facade while the windows are 6/6 double hung sash. 2017 Update: Similar to 1990. Reclassified as contributing as the resource is now within the district's period of significance. Construction date revised from c. 1950 to 1951 based on stylistic and documentary evidence. 1990 Non-contributing resource #211. (Photo #63)
140. 22 Satterfield St. Satterfield Grocery, c. 1948. Contributing. One-story, concrete block commercial building with two bay facades. The entrance is in the second bay while the first bay is a plate glass window. The stepped roof is composed of tar paper. 2017 Update: Similar to 1990. Reclassified as contributing as the resource is now within the district's period of significance. Construction date revised from c. 1970 to 1948 based on stylistic and documentary evidence. 1990 Non-contributing resource #212. (Photo #43)
141. 23 Satterfield St. William R. Pardue House, c. 1951. Contributing. One-story, cross gable brick dwelling with an asbestos shingled roof and exterior end chimney. The attached partial width porch has four iron work supports, a connecting iron balustrade, and a tile floor. The entrance is in the side of the projecting gable and the windows are 6/6 double hung sash. 2017 Update: Similar to 1990. Reclassified as contributing as the resource is now within the district's period of significance. Construction date revised from c. 1945 to 1951 based on stylistic and documentary evidence. 1990 Non-contributing resource #210.
142. 113 Satterfield St. House, c. 1925. Contributing. One-story bungalow with pressed tin, gable front roof with an interior chimney. The attached, partial width, gable front porch has two brick end piers, brackets and decorative vents. A garage is attached on the north facade and a porch has been glassed in on the south facade. The door has a transom and is centrally located while the windows are 6/1 double hung sash. The exterior wall treatment is aluminum siding. 2017 Update: Similar to 1990. 1990 contributing resource #208.
143. 117 Satterfield St. House, c. 1982. Non-contributing. Two-story ranch with gable side roof of asbestos shingles and an interior end chimney. The full width recessed porch has six turned post supports. The door is centrally located and the windows are 4/4 double hung sash. A glass enclosed porch is located on the south facade. The exterior wall treatment is vertical wood siding. 2017 Update: Similar to 1990. Construction date revised from c. 1960 to 1982 based on stylistic and documentary evidence. 1990 Non-contributing resource #207.
144. 135 Satterfield St. House, c. 1960. Contributing. One-story, brick ranch with gable sides. This house is situated on lot facing north with a gable end facing the street. The entrance is in the center of the north facade and the windows are 2/2 double hung sash. The recessed, entry porch has one iron grillwork support. The roof material is asbestos shingles with an interior chimney. 2017 Update: Similar to 1990.

United States Department of the Interior
National Park Service

National Register of Historic Places
Continuation Sheet

Riverview Historic District Update

Name of Property

Dallas County, AL

County and State

90000887

NR Reference Number

Reclassified as contributing as the resource is now within the district's period of significance. Construction date revised from c. 1955 to 1960 based on stylistic and documentary evidence. 1990 Non-contributing resource #206.

145. 143 Satterfield St. House, c. 1925. Contributing. This craftsman, one and a half story bungalow has a gable side roof configuration and wood shingle wall treatment. The attached porch has a gable roof with two ironwork supports on stone piers. The entrance is located off the porch into the side of the projecting bay. The band of casement windows have 10 panes per sash. A large screened in porch is located on the south facade and the porch gables have decorative vents. The roof is composed of asphalt shingles. 2017 Update: Recorded as 145 Satterfield St. Similar to 1990. 1990 contributing resource #204. (Photo #64)

Selma Avenue

146. 208 Selma Ave. House, c. 1951. Contributing. One-story cross gable cottage with asbestos siding and partial width screened porch on front facade with a cloth awning. A center gable entry porch has decorative iron supports. The windows are 8/8 double hung sash while the chimney is exterior end on the west facade. 2017 Update: Similar to 1990. Frame garage to the rear. Reclassified as contributing as the resource is now within the district's period of significance. 1990 Non-contributing resource #2. (Photo #28)
147. 210 Selma Ave. House, c. 1920. Contributing. This one-story cottage has a cross gable roof with remnants of the original metal roof. Originally a T-shaped cottage, the partial-width porch is now enclosed and the structure is covered with aluminum siding. The windows are four vertical over one. 2017 Update: Similar to 1990. 1990 contributing resource #3.
148. 212 Selma Ave. House, c. 1900. Contributing. One-story cottage is covered with plain weatherboard and has a hip with cross gable roof with decorative woodwork and vent in gable. The partial width porch has square columns on brick piers. The flat porch roof is sheet tin while asbestos shingles cover the main structure. The center entrance has a transom and the windows are 2/2 double hung sash. 2017 Update: Similar to 1990. Construction date revised from c. 1907 to c. 1900 based on stylistic and documentary evidence. 1990 contributing resource #4.
149. 216 Selma Ave. House, c. 1900. Contributing. One story frame cottage with hip with cross gable roof covered in asbestos siding and an interior chimney. The roof is covered with asbestos shingles while the partial width screened in porch has a flat metal roof. The two-square paneled porch supports rest on concrete piers and the porch foundation is also concrete. The center placed entrance has a single light transom while the windows are 2/2 double hung sash. 2017 Update: Similar to 1990. Construction date revised from c. 1907 to c. 1900 based on stylistic and documentary evidence. 1990 contributing resource #5.
150. 228 Selma Ave. Physician Office, c. 1956. Contributing. One story brick commercial structure with flat roof. A recessed porch on the north and west facade has six metal supports. The windows are of plate glass. The entrance is located on the north facade, off the porch and is surrounded by plate glass. 2017 Update: Similar to 1990. Reclassified as contributing as the resource is now within the district's period of significance. Construction date revised from c. 1960 to 1956 based on stylistic and documentary evidence. 1990 Non-contributing resource #6. (Photo #27)
151. 306 Selma Ave. House, c. 1890. c. Contributing. One story frame cottage covered with plain weatherboard and having a brick foundation. The hip with cross gable pressed tin roof has two interior chimneys and the shallow angled bay beneath the projecting gables contains decorative woodwork. The partial width porch has three wooden supports and decorative bargeboard along the eaves. The centered entrance has a single light transom while the windows are 2/2 double hung sash. 2017 Update: Similar to

**United States Department of the Interior
National Park Service**

**National Register of Historic Places
Continuation Sheet**

Riverview Historic District Update
Name of Property
Dallas County, AL
County and State
90000887
NR Reference Number

1990. Modern frame shed to the rear. Construction date revised from c. 1960 to c. 1890 based on stylistic and documentary evidence. 1990 contributing resource

152. 318 Selma Ave. House, c. 1925. Contributing. One story bungalow of plain weatherboard with clipped gable sides and an H-shape floor plan. The roof has a clipped dormer window centrally located on the north (front) facade on the crest of the roof. The full-width porch has a clipped gable entry, 4 round supports and lattice work in the vents of the clipped gable. The door is centrally located while the tripartite windows are 4/1 double hung sash flanking the 6/1 central sash. The roof material is asbestos shingles with an interior, interior end, and exterior end chimney 2017 Update: Recorded at 318.5 Selma Ave. in 1990. Similar to 1990. 1990 contributing resource #10.

153. 320 Selma Ave. Commercial Building, c. 1920. Contributing. This one-story frame rectangular gable front building was originally a commercial building. A central door is flanked by 4/4 double hung sash paired windows. Small upper windows are located under the eaves on the east and west facades. The roof is composed of asbestos shingles with an interior end chimney. The exterior wall treatment is plain weatherboard. A rear gable addition has been attached to the south facade. 2017 Update: Similar to 1990. Construction date revised from c. 1903 to c. 1920 based on stylistic and documentary evidence. 1990 contributing resource #11. (Photo #2)

154. 324 Selma Ave. Duplex, c.1940. Contributing. One-story, three bay duplex has gable sides, 6/6 double hung sash windows, and central (front facade) and side (west facade) entrances. The roof is composed of asbestos shingles and the exterior wall treatment is plain weatherboard. 2017 Update: Similar to 1990. 1990 contributing resource #13.

155. 400 Selma Ave. House, c. 1900. Contributing. One-story, plain weatherboard cottage has a hip with cross gable roof. The front facade has two front gables, one on each end. The gables have decorative shingle work and arched vents. The roof is composed of asbestos shingles as is the half-hipped partial width porch roof. The porch has three supports and the door with transom is centrally located. Lattice work is found between the brick piers of the foundation. 2017 Update: Similar to 1990. Construction date revised from c. 1903 to c. 1900 based on stylistic and documentary evidence. 1990 contributing resource #14.

156. 404 Selma Ave. House, c. 1900. Contributing. One-story frame cottage has a pressed tin roof and plain weatherboard wall treatment. The high hip roof has one central interior chimney and a central decorative gable extending out over the porch entry. The full width porch has four square columns on brick supports and a flat roof. Two entrance doors are in the middle of the four-bay facade and both have three-light transoms. The flanking windows are 6/6 double hung sash. 2017 Update: Similar to 1990. Mid-20th c. frame garage to the rear. Construction date revised from c. 1903 to c. 1900 based on stylistic and documentary evidence. 1990 contributing resource #15.

157. 410 Selma Ave. House, c.1925. Contributing. One-story frame cottage with tin gable front roof, plain weatherboard wall material. The windows are 6/1 double hung sash, the entrances are located off the south and west walls of the partial width attached porch. The porch has one square support with a flat roof. 2017 Update: Similar to 1990. 1990 contributing resource #16. (Photo #1,2nd from Left)

158. 412 Selma Ave. House, c. 1925. Contributing. This one-story cottage has a low hip roof with a cross gable facade. The roof is tin and has one interior and two interior end chimneys. The half width porch on the northwest corner of the cottage has a square column, flat roof and brick foundation. The door is located off the porch on the south wall and the windows are 1/1 double hung sash. The exterior wall treatment is plain weatherboard. The projecting bay has a decorative gable and the interior has panel wainscoting and the original mantels. 2017 Update: Similar to 1990. Construction date revised from c. 1925 to c. 1900 based on stylistic and documentary evidence. As originally shown on the 1903-1913 Sanborn

United States Department of the Interior
National Park Service

National Register of Historic Places
Continuation Sheet

Riverview Historic District Update

Name of Property

Dallas County, AL

County and State

90000887

NR Reference Number

maps, this house had a 2-story portion to the east. The remainder of the western portion is consistent on subsequent maps. 1990 contributing resource #17. (Photo #1, Left)

View Street

159. 17 View St. House, c. 1900. Contributing. One-story, L-shaped cottage with hip with cross gable roof. The roof material is composed of asbestos shingles but remnants of the original pressed tin roof are evident. The exterior is covered with vinyl siding. The three-bay facade has a centrally placed double entrance with transom and the windows are 1/1 double hung sash in a band of three. The first bay has a tripartite window configuration. The attached, wraparound porch has six decorative iron supports on brick piers and a flat roof. The porch extends off the south facade creating a porte cochere. The porch has also been enclosed on the south facade. 2017 Update: House damaged by fire and vandalism c. 2017. Construction date revised from c. 1907 to c. 1900 based on stylistic and documentary evidence. 1990 contributing resource #242.

160. 22 View St. House, c. 1905. Contributing. Two-story, Mission style house with a cross gable roof. The Spanish tile roof has three interior chimneys and central Mission shaped roof parapets. This high style residence has a stucco exterior with recessed porches and a porte cochere. The north facade has a projecting ell and the recessed porte cochere with arched supports. The recessed central entrance has a transom and is flanked by arched windows. An arcade entrance frames the central entrance and windows. A recessed, full width porch on the west facade has arched supports, a half-hipped roof and has been enclosed. The casement windows are usually three panes per sash. A rear terrace overlooks the Alabama River. 2017 Update: Similar to 1990. 1990 contributing resource #243. (Photo #57)

Water Avenue

161. 27 Water Ave. House, c. 1940. Contributing. This one-story cottage has side gables and an attached entry porch with a gable roof supported by two columns. The three-bay facade has a central entrance and 6/6 double hung sash windows. The roof material is asbestos shingles with an exterior end chimney and the exterior is covered with aluminum siding. 2017 Update: Similar to 1990 conditions. Reclassified as contributing as the resource is now within the district's period of significance. 1990 Non-contributing resource #145. (Photo #44, Left)

162. 29 Water Ave. House, c. 1950. Contributing. One-story residence with gable sides with asbestos shingled roof and exterior facade chimney. This structure is covered with vinyl siding. The four-bay facade has a doorway in the third bay with 6/6 double hung sash windows. The recessed entry has a shed roof and a brick stoop. 2017 Update: Similar to 1990 conditions. Vinyl siding applied c. 2000. Reclassified as contributing as the resource is now within the district's period of significance. 1990 Non-contributing resource #146.

163. 31 Water Ave. House, c.1905. Contributing. This two-story, gable front structure has an asphalt shingled roof with an interior end chimney. The attached one story, full width porch has four square column supports and a shed roof. The three-bay facade has an off centered doorway in the second bay with flanking 1/1 stationary windows. The second-floor windows are paired 1/1 double hung sash. Brackets are located under the eaves of the front gable and a bay window with a hip roof is centered on the west facade. The building is covered with aluminum siding. 2017 Update: Similar to 1990 conditions. 1990 contributing resource #147. (Photo #45)

164. 33 Water Ave. House, c.1920. Contributing. One-story bungalow, low hip roof with dormer and plain weatherboard wall material. The attached three-quarter width porch has a half hip roof, four decorative iron supports, and a tile floor and steps. Iron work is also attached to the eaves of the dormer. The roof material

United States Department of the Interior
National Park Service

National Register of Historic Places
Continuation Sheet

Riverview Historic District Update
Name of Property
Dallas County, AL
County and State
90000887
NR Reference Number

is asbestos shingles with two interior end chimneys, an interior chimney and an exterior end chimney. The door is located off center of this three-bay facade with 2/2 double hung sash windows. The roof line has exposed rafters and the dormer has a vent. 2017 Update: Similar to 1990 conditions. 1990 contributing resource #148.

- 165. 37 Water Ave. House, c. 1920. Contributing. This gable front bungalow has a full width, recessed gable front porch with two brick end piers and an interior ironwork support. Ironwork also adorns the bottom of the gable and the roofline has exposed rafters. The door. is located off-center to the left of this two-bay facade and has a multi-paned door. The paired windows are 2/2 double hung sash and the exterior wall treatment is plain weatherboard. 2017 Update: Similar to 1990 conditions. 1990 contributing resource #149. (Photo #46)
- 166. 45 Water Ave. House, c. 1900. Contributing. One-story clapboard cottage with cross-gable roof of pressed tin, with a decorative gable and two interior chimneys. The attached, partial width screened porch has a metal, shed roof with five square columns. The -ay facade has a central placed transomed door in the second bay and 2/2 double hung sash windows. The front gable and decorative gable have decorative woodwork and vents. 2017 Update: Similar to 1990 conditions. Construction date revised from c. 1922 to c. 1900 based on stylistic and documentary evidence. 1990 contributing resource #150.
- 167. 101 Water Ave. House, c. 1900. Contributing. One-story cottage, high hip roof with cross gable with shallow angled bay in projecting gable. The roof has asphalt shingles and two interior chimneys with metal caps. The wraparound porch has seven classical columns and a flat metal roof. The porch is partially screened in. The door with multi-paned transom is in the central bay and the windows are 2/2 double hung sash. A second entrance is located on the east facade. The exterior wall treatment is plain weatherboard. 2017 Update: Similar to 1990 conditions. Construction date revised from c. 1907 to c. 1900 based on stylistic and documentary evidence. 1990 contributing resource #151. (Photo #49. Left)
- 168. 102 Water Ave. House, c. 1945. Contributing. One-story cottage with gable sides and plain weatherboard exterior. The attached partial width porch has four iron supports with a gable roof. The door is in the center of the three-bay facade and the paired windows are 6/6 double hung sash. The roof is composed of asphalt shingle. 2017 Update: Similar to 1990 conditions. Construction date revised from c. 1950 to c. 1945 based on stylistic and documentary evidence. Reclassified as contributing as the resource is now within the district's period of significance. 1990 Non-contributing resource #152. (Photo #54, Right)
- 169. 104 Water Ave. House, c. 1945. Contributing. One-story cottage with gable sides and attached gable roof entry with two iron work supports. The three-bay facade has a central door and paired 6/6 sash double hung, paired windows with window boxes. The roof is composed of asbestos shingles and the exterior wall treatment is also asbestos siding. 2017 Update: Similar to 1990 conditions. Construction date revised from c. 1950 to c. 1945 based on stylistic and documentary evidence. Reclassified as contributing as the resource is now within the district's period of significance. 1990 Non-contributing resource #153.
- 170. 106 Water Ave. House, c. 1945. Contributing. This gable front, one story cottage has an attached gable roof, full width porch with five plain supports. The door is located off-center of the three-bay facade and the windows are paired 6/6 double hung sash. Awnings are located over the windows of the east and west facades. The roof is composed of asbestos shingles and the exterior wall material is aluminum siding. 2017 Update: Similar to 1990 conditions. Construction date revised from c. 1925 to c. 1945 based on stylistic and documentary evidence. 1990 contributing resource #154.
- 171. 107 Water Ave. House, c.1890. Contributing. Cross-gable, T-cottage with pressed tin roof and two interior chimneys. The attached, partial width porch has a flat roof and three short columns on brick piers. The projecting gable has a shallow angled bay. The porch is screened-in on the right of the front facade.

United States Department of the Interior
National Park Service

National Register of Historic Places
Continuation Sheet

Riverview Historic District Update
Name of Property
Dallas County, AL
County and State
90000887
NR Reference Number

The door is located in the center of the three-bay facade and the windows are 4/1 double hung sash. The front gable has decorative woodwork and bargeboard along the eaves. The exterior wall treatment is plain weatherboard. 2017 Update: Similar to 1990 conditions. Construction date revised from c. 1913 to c. 1890 based on stylistic and documentary evidence. 1990 contributing resource #155.

- 172. 110 Water Ave. House, c. 1910. Contributing. One-story, high hip roof of asbestos shingles with a decorative gable and two interior chimneys. The attached full width porch has a flat metal roof with four square tapered columns on brick piers. The exterior wall treatment is plain weatherboard. The two doors are in the first and second bays of the three-bay facade. The first entrance has only a transom while the second bay entrance has a full transom and side lights. The windows are 2/2 double hung sash. This house is presently used as a duplex. 2017 Update: Deteriorated from 1990 conditions. Construction date revised from c. 1913 to c. 1910 based on stylistic and documentary evidence. 1990 contributing resource #156.

- 173. 114 Water Ave. House, c. 1910. Contributing. One-story cottage, high hip roof with decorative gable, pressed tin roof, and interior chimney. The attached full width porch has a flat roof with four square columns on brick piers with connecting low brick balustrade. The exterior wall treatment is plain weatherboard. The central door has a transom and the windows are 2/2 double hung sash. 2017 Update: Similar to 1990 conditions. Construction date revised from c. 1913 to c. 1910 based on stylistic and documentary evidence. 1990 contributing resource #157.

- 174. 115 Water Ave. House, c. 1900. Contributing. This one-story cottage with hip with cross gable, pressed tin roof has two interior chimneys and a decorative gable. The attached, full width porch has four paneled square columns on low brick piers. One side of the porch is screened in. The windows are 2/2 double hung sash and the central door has a transom. An additional door is located on the left and it also has a transom. The exterior wall treatment is plain weatherboard. 2017 Update: Similar to 1990 conditions. Construction date revised from c. 1913 to c. 1910 based on stylistic and documentary evidence. 1990 contributing resource #158.

- 175. 117 Water Ave. House, c. 1910. Contributing. One-story cottage with high hip roof and decorative gable. The exterior wall treatment is plain weatherboard. The full width attached porch has six classical supports. The central doorway of the five-bay facade has a transom light while the flanking windows are 2/2 double hung sash. The roof is composed of asbestos shingles with two interior chimneys and a central decorative gable. The gable has decorative woodwork and a vent. 2017 Update: Similar to 1990 conditions. Construction date revised from c. 1913 to c. 1910 based on stylistic and documentary evidence. 1990 contributing resource #159. (Photo #52)

- 176. 118 Water Ave. House, c. 1910. Contributing. One-story, hip with cross gable roof with asbestos shingles and two interior chimneys. The attached flat roofed entry porch has two supports. The paired windows are 2/2 double hung sash. The porch has been enclosed on the left and the windows are plate glass. A shed roof carport has been attached on the east facade. The exterior wall material is plain weatherboard with aluminum siding on the more recent additions. 2017 Update: Similar to 1990 conditions. Alterations fall within the period of significance. Construction date revised from c. 1913 to c. 1910 based on stylistic and documentary evidence. 1990 Non-contributing resource #161.

- 177. 119 Water Ave. House, c. 1935. Contributing. This one-story brick bungalow has a gable front with asbestos shingled roof with an exterior end chimney. The attached partial width porch has a gable front with two tapered square columns on brick piers. The door is centrally located with 3/1 double hung sash windows. 2017 Update: Similar to 1990 conditions. Construction date revised from c. 1913 to c. 1910 based on stylistic and documentary evidence. 1990 contributing resource #160.

United States Department of the Interior
National Park Service

National Register of Historic Places
Continuation Sheet

Riverview Historic District Update

Name of Property

Dallas County, AL

County and State

90000887

NR Reference Number

178. 121 Water Ave. House, c.1950. Contributing. One-story, gable front brick veneer cottage with asbestos shingled roof. The attached entry porch has a gable roof and two iron supports. The door is centrally located and the windows are 2/2 double hung sash including a picture window flanked by small 2/2 windows. 2017 Update: Similar to 1990 conditions. House now falls within the period of significance. 1990 Non-contributing resource #162.
179. 125 Water Ave. House, c. 1890. Contributing. One-story, cross gable cottage with asphalt shingled roof and two interior chimneys with corbeled caps. The projecting gable has a shallow angled bay. The attached partial width porch has a half hip roof and three iron supports. The three-bay facade has a centrally placed doorway with 4/4 double hung sash windows. The front and side gables have decorative bargeboard and vents. The exterior wall treatment is plain weatherboard. 2017 Update: Similar to 1990 conditions. Construction date revised from c. 1907 to c. 1890 based on stylistic and documentary evidence. 1990 contributing resource #163.
180. 130 Water Ave. House, c. 1925. Contributing. One-story bungalow with gable sides, asbestos shingled roof and an interior and interior end chimney. The exterior wall treatment is plain weatherboard. The attached/inset porch is screened in on one side and has three pairs of square columns on two brick piers. The third brick pier does not have a column. The gable front of the attached porch has decorative shingle work, vents, and brackets. The door is centrally located with paired lights in the top of each side of the door surround. The windows are 4/1 double hung sash. 2017 Update: Similar to 1990 conditions. Applied vinyl siding (c. 2005). Early-20th c. garage to the rear. Construction date revised from c. 1929 to c. 1925 based on stylistic and documentary evidence. 1990 contributing resource #164.
181. 131 Water Ave. House, c. 1900. Contributing. One-story, hip with cross-gable roof with decorative gable, asbestos shingles, and attached porch. The full width porch has a half hip roof with four iron posts. The central door has a transom and the windows are 1/1 double hung sash. All the gables have vents and woodwork. The exterior wall treatment is aluminum siding. 2017 Update: Similar to 1990 conditions. Construction date revised from c. 1907 to c. 1900 based on stylistic and documentary evidence. 1990 contributing resource #165.
182. 134 Water Ave. House, c. 1910. Contributing. This one-story cottage has an interesting hip roof with a flared roofline and extended eaves. The roof is composed of seamed tin with three interior chimneys. The full width attached porch has three square supports and a hip roof with similar roofline. The transom door is in the second bay of the two-bay facade. The windows are 2/2 double hung sash. The exterior wall material is plain weatherboard. 2017 Update: Similar to 1990 conditions. Construction date revised from c. 1912 to c. 1910 based on stylistic and documentary evidence. 1990 contributing resource #166.
183. 137 Water Ave. House, c. 1945. Contributing. This one-story bungalow has a gable side roof of asbestos shingles and an exterior end chimney. The attached, half width porch has a front gable roof with two square supports on brick piers. The door is located off center in this three-bay facade. The windows in the first bay are paired and all windows are 2/2 double hung sash. The exterior wall treatment is plain weatherboard. 2017 Update: Similar to 1990 conditions. Construction date revised from c. 1947 to c. 1945 based on stylistic and documentary evidence. 1990 contributing resource #167.
184. 138 Water Ave. House, c. 1955. Contributing. One-story bungalow with cross gable roof with asbestos shingles. The attached/inset partial width porch has three iron supports and a flat roof. The door is in the center of the three-bay facade. The exterior wall treatment is asbestos siding. The windows are 2/2 double hung sash. 2017 Update: The house has recently suffered at fire. Construction date revised from c. 1945 to c. 1955 based on documentary evidence. Reclassified as contributing as the resource is now within the district's period of significance. 1990 Non-contributing resource #168.

United States Department of the Interior
National Park Service

National Register of Historic Places
Continuation Sheet

Riverview Historic District Update
Name of Property
Dallas County, AL
County and State
90000887
NR Reference Number

- 185. 139 Water Ave. c. House, c. 1925. Contributing. This one-story bungalow has a gable front roof of asbestos shingles with an interior end chimney. The partial width, gable front, attached porch has two square supports on brick piers with connecting brick balustrade. The porch and house gables have decorative stucco and woodwork creating a half-timbered effect and decorative brackets and exposed rafters. The side porch is screened. The door is in the center of the facade and the paired windows are 3/1 double hung sash. The exterior wall treatment is plain weatherboard. 2017 Update: Similar to 1990 conditions. 1990 contributing resource #169.

- 186. 141 Water Ave. House, c. 1915. Contributing. One-story, pyramidal form cottage, high hip roof of pressed tin with two interior chimneys. The recessed, partial width porch has two supports, a square column and a square post. The doorway, with transom and side lights, is in the center of the three-bay facade and the stationary windows are multi-pane over one sash. The exterior wall treatment is plain weatherboard. 2017 Update: Similar to 1990 conditions. Construction date revised from c. 1925 to c. 1915 based on stylistic and documentary evidence. 1990 contributing resource #170.

- 187. 142 Water Ave. House, c.1900. Contributing. One-story cottage, hip with cross gable roof with gable on hip roof of pressed tin with an interior chimney. The attached wraparound porch has a shed roof of pressed tin with seven decorative iron supports. The projecting gable has a shallow angled bay. The doors are in the second and fourth bay of the four-bay facade with the fourth bay being in the recessed facade of the porch. The main entrance has a transom and the windows are 2/2 double hung sash. The gable has decorative woodwork and a vent. The exteriors covered in vinyl siding. 2017 Update: Deteriorated from 1990 conditions. Construction date revised from c. 1913 to c. 1900 based on stylistic and documentary evidence. 1990 contributing resource #171.

- 188. 145 Water Ave. House, c. 1900. Contributing. One story, cross gable cottage with sheet metal roof and interior chimney. The full width porch is attached to the front facing gable and has an asbestos shingled shed roof and six square supports. The entrance is in the first bay of the two-bay facade and has a transom and twin arched lights in the door. The supports rest on a low concrete block wall. The windows are 2/2 double hung sash and the gables have decorative woodwork and vents. The exterior wall treatment is plain weatherboard. 2017 Update: Similar to 1990 conditions. Construction date revised from c. 1907 to c. 1900 based on stylistic and documentary evidence. 1990 contributing resource #171.

- 189. 146 Water Ave. House, c.1890. Contributing. One-story, L-shaped cottage with cross gable roof of pressed tin with two interior chimneys. The attached, partial width porch has a shed roof of sheet metal with three turned posts, decorative bargeboard and bannisters. The door is in the center of the facade and has a transom while the windows are paired 2/2 double hung sash. The exterior wall treatment is plain weatherboard. 2017 Update: Similar to 1990 conditions. Construction date revised from c. 1907 to c. 1890 based on stylistic and documentary evidence. 1990 contributing resource #173.

- 190. 149 Water Ave. House, c.1890 Contributing. One-story, cross gable cottage with dominant gable front with tin roof and two interior chimneys. The attached wraparound porch has a shed tin roof with four pairs of columns on brick piers connected with brick balustrade. The porch is screened and partially enclosed on the east side. The entrance is in the first bay of the two-bay facade and the windows are 2/2 double hung sash. The exterior wall treatment is plain weatherboard. The gables have decorative woodwork and vents. 2017 Update: Deteriorated from 1990 conditions. Construction date revised from c. 1907 to c. 1890 based on stylistic and documentary evidence. 1990 contributing resource #175.

- 191. 150 Water Ave. c. House, c. 1890. Contributing. This one-story, L-shaped cottage has a cross gable roof of pressed tin with two interior chimneys and an exterior end chimney with corbeled caps. The attached wraparound porch has seven decorative turn posts and bannisters with decorative bargeboard along the eaves. The entrance is centrally located in the third bay of the four-bay facade and has a transom.

United States Department of the Interior
National Park Service

National Register of Historic Places
Continuation Sheet

Riverview Historic District Update
Name of Property
Dallas County, AL
County and State
90000887
NR Reference Number

A second entrance is located off the porch on the east side. The windows are 2/2 double hung sash and the exterior wall treatment is plain weatherboard. 2017 Update: Deteriorated from 1990 conditions. Construction date revised from c. 1912 to c. 1890 based on stylistic and documentary evidence. 1990 contributing resource #175. (Photos #56, #55, Left)

- 192. 200 Water Ave. House, c.1900 Contributing. One-story, cross gable dwelling with full width, attached porch with flat roof and four iron supports on brick piers with connecting brick balustrade. The door is located on the left side of the facade and the windows are 2/2 double hung sash. The roof material is asphalt shingles and the rear porch has decorative posts and bannisters. The exterior wall treatment is plain weatherboard. 2017 Update: Similar to 1990 conditions. Construction date revised from c. 1903 to c. 1900 based on stylistic and documentary evidence. 1990 contributing resource #177. (Photo #15, Left)

- 193. 204 Water Ave. House, c. 1900. Contributing. One-story cottage with cross gable roof of pressed tin with an interior chimney with corbeled cap. The attached full width porch has a low half hip roof with two paired columns on brick piers and craftsman details. The entrance is located on the left of facade and the windows are 2/2 double hung sash. The gables contain decorative shingle work and vents and the exterior wall treatment is plain weatherboard. 2017 Update: Similar to 1990 conditions. Construction date revised from c. 1903 to c. 1900 based on stylistic and documentary evidence. 1990 contributing resource #178.

- 194. 205 Water Ave. House, c. 1910 Contributing. One-story bungalow with low hip roof of pressed tin with an interior chimney and centered, gable roof dormer. The recessed, partial width porch has two wooden columns with a connecting balustrade. The entrance is in the side of the projecting bay. The paired windows are 9/1 double hung sash. Exposed rafters are visible under the eaves. The exterior wall treatment is plain weatherboard. 2017 Update: Similar to 1990 conditions. Construction date revised from c. 1925 to c. 1910 based on stylistic and documentary evidence. 1990 contributing resource #178. (Photo #14, Left)

- 195. 207 Water Ave. House, c. 1890 Contributing. One-story, T--shape cottage with cross gable tin roof. The partial width, shed roof porch has three square columns on brick piers with connecting brick balustrade. The entrance is in the center of the three-bay facade and has a transom of stained glass. The windows also contain stained glass and are 4/4 double hung sash. The front gable has decorative woodwork and bargeboard. The exterior wall treatment is aluminum siding. 2017 Update: Similar to 1990 conditions. Construction date revised from c. 1903 to c. 1890 based on stylistic and documentary evidence. 1990 contributing resource #179.

- 196. 208 Water Ave. E.P.S. Vaughan House, c. 1890. Contributing. One-story, L-shaped cottage with cross gable, pressed tin roof with an interior and an exterior end chimney. The exterior wall treatment is plain weatherboard. The attached partial width porch has a flat metal roof with two square columns on brick piers and round brick arches in the connecting brick wall. The door is centrally located in the three- bay facade while the windows are 2/2 double hung sash. The projecting gable has a shallow, angled bay with windows located on the sides of the bay. 2017 Update: Similar to 1990 conditions. Construction date revised from c. 1903 to c. 1890 based on stylistic and documentary evidence. 1990 contributing resource #180.

- 197. 216 Water Ave. House, c. 1900. Contributing. One-story T-cottage with hip with cross gable roof with two interior chimneys. The attached, partial width porch has a flat roof with three iron grillwork supports and connecting iron balustrade. The five-bay facade has a central door with transom and 2/2 double hung sash windows. The exterior wall treatment is plain weatherboard. 2017 Update: Similar to 1990 conditions. Construction date revised from c. 1893 to c. 1900 based on stylistic and documentary evidence. 1990 contributing resource #183.

United States Department of the Interior
National Park Service

National Register of Historic Places
Continuation Sheet

Riverview Historic District Update
Name of Property
Dallas County, AL
County and State
90000887
NR Reference Number

198. 22 Water Ave. E.R. Kearncy House, c. 1900 Contributing. This two-story dwelling was constructed in two phases. The gable front section has an attached two-story, full facade porch with a flat roof with four square supports on the first floor and four turned posts on the second. A bay window is in the second bay of the first-floor facade. The second-floor porch has decorative bannisters. This two-bay section has an entrance in the first bay and decorative woodwork and vent in the front gable. A two-story ell projects off the east facade of the house. This ell has a one story, flat roofed wraparound porch with six Doric columns. All windows are 2/2 double hung sash with an oval window located on the first floor of the north facade of the ell. The roof material is pressed tin with an interior end chimney and the exterior wall treatment is plain weatherboard. 2017 Update: Similar to 1990 conditions. Construction date revised from c. 1893 to c. 1900 based on stylistic and documentary evidence. 1990 contributing resource #184.
199. 221 Water Ave. House, c.1900. Contributing. One-story, T-shaped cottage with attached, partial width porch with half hipped-roof and three iron grillwork supports and balustrades. The projecting gable has a shallow, angled bay. The doorway is in the center of the three-bay facade and the windows are 2/2 double hung sash. The cross-gabled roof is composed of asbestos shingles with an interior chimney. Sawtooth woodwork is visible in the gable eaves. The exterior wall treatment is plain weatherboard. 2017 Update: Similar to 1990 conditions. Construction date revised from c. 1903 to c. 1900 based on stylistic and documentary evidence. 1990 contributing resource #185.
200. 223 Water Ave. House, c. 1925. Contributing. This one-story bungalow has a gable front roof of asbestos shingles with an attached, partial width side gable porch. The porch has four square stucco columns on brick piers with arts and crafts designs. The door is centrally located and the paired windows are 3/1 double hung sash. The exterior wall treatment is aluminum siding. 2017 Update: Similar to 1990 conditions. 1990 contributing resource #186.
201. 227 Water Ave. House, c. 1900. Contributing. One-story, T-cottage with cross gable roof. The attached, partial width porch has a low half hipped roof with three paneled columns on a high brick wall. The door is centrally located in the three-bay facade and contains stain glass and a transom. The windows are 2/2 double hung sash. An additional entrance is located off the porch into the projecting gable. The asphalt shingled roof has an interior chimney and the exterior wall treatment is plain weatherboard. 2017 Update: Similar to 1990 conditions. Construction date revised from c. 1903 to c. 1900 based on stylistic and documentary evidence. 1990 contributing resource #187.
202. 228 Water Ave. House, c. 1900. Contributing. One-story, T-cottage with cross gable roof with an interior chimney. The attached, partial width porch has a flat roof and four iron supports on brick piers. The door is in the third bay of the four-bay facade and contains a transom. The windows are 2/2 double hung sash. Awnings are located over the entrance and the gable windows. The roof material is composed of asphalt shingles. The exterior wall treatment is aluminum siding. 2017 Update: Similar to 1990 conditions. Construction date revised from c. 1893 to c. 1900 based on stylistic and documentary evidence. 1990 contributing resource #188.
203. 232 Water Ave. House, c. 2009. Non-Contributing. Modern one-story frame dwelling with a side gable industrial metal roof. 2017 Update: Demolished and replaced by a modern house in 2009. 1990 contributing resource #188.
204. 233 Water Ave. Kincey, F.S. House, c. 1890. Contributing. One-story cottage, with cross gable roof of pressed tin with an interior and two interior end chimneys. All chimneys have corbeled caps. The attached, partial width porch has a flat metal roof with three turned supports, decorative bannisters and brackets. A side porch on the east facade has similar details and contains an additional entrance. The doorway is centrally located in the five-bay facade with 2/2 double hung sash windows. Lattice work is located between the brick foundation piers and lattice screens are attached across the rear porch. The

United States Department of the Interior
National Park Service

National Register of Historic Places
Continuation Sheet

Riverview Historic District Update

Name of Property

Dallas County, AL

County and State

90000887

NR Reference Number

exterior wall treatment is plain weatherboard. This residence is still owned by the Kinsey family. 2017 Update: Deteriorated from 1990 conditions. Construction date revised from c. 1893 to c. 1890 based on stylistic and documentary evidence. 1990 contributing resource #189. (Photo #13, Right)

205. 305 Water Ave. House, c. 1900 Contributing. One-story bungalow with gable sides and decorative gable. The recessed, partial width porch has two tiny columns on tall brick piers. The entrance is located off the porch into the projecting bay. The windows are 3/3 double hung sash. The decorative gable has vertical slat vents. The exterior wall treatment is plain weatherboard. An awning is on the projecting gable windows and an attached carport is on the right side. 2017 Update: Similar to 1990 conditions. Reclassified as contributing as it retains integrity. Construction date revised from c. 1893 to c. 1900 based on stylistic and documentary evidence. 1990 Non-contributing resource #188.
206. 307 Water Ave. House, c. 1900 Contributing. One-story cottage with gable side roof. The attached, full width porch has four iron supports and a flat metal roof. The entrance doors are in the second and third bays of the four-bay facade and the windows are 6/6 double hung sash. The roof material is tin. The exterior wall treatment is aluminum siding. 2017 Update: Similar to 1990 conditions. Second story added at rear compromises integrity, but the resource continues to contribute to the district. Construction date revised from c. 1913 to c. 1900 based on stylistic and documentary evidence. 1990 contributing resource #192
207. 318 Water Ave. House, c. 1925. Contributing. One-story gable front, double dwelling with asbestos siding and an asphalt shingled roof with an interior chimney. The full width attached porch has three square columns on brick piers supporting the half hip roof. The entrances are in the first and fourth bays of the four-bay facade and the windows are 1/1 double hung sash. 2017 Update: Similar to 1990 conditions. 1990 contributing resource #196
208. 322 Water Ave. House, c. 1915. Contributing. One-story, double dwelling cottage with high hip roof of asbestos shingles. The attached full width porch has a half hip roof with four square supports resting on a low brick wall. Entrances are in the second and third bay of the four-bay facade. The exterior wall treatment is aluminum siding. The windows are 3/1 double hung sash. 2017 Update: Similar to 1990 conditions. Construction date revised from c. 1913 to c. 1915 based on stylistic and documentary evidence. 1990 contributing resource #192. (Photo #11)
209. 326 Water Ave. House, c. 1915. Contributing. One-story, double dwelling cottage with high hip roof of asbestos shingles. The attached full width porch has a half hip roof with four supports resting on a low concrete wall. The entrances are in the second and third bays of the four-bay facade and the windows are 6/6 double hung sash. The exterior wall treatment is aluminum siding. 2017 Update: Similar to 1990 conditions. Construction date revised from c. 1913 to c. 1915 based on stylistic and documentary evidence. 1990 contributing resource #198.
210. 400 Water Ave. House, c. 1940. Contributing. One-story, double dwelling with asbestos siding. The twin entrances are in the third and fourth bays of the six-bay facade. The gable sided roof has asbestos shingles. The attached, partial width porch has a gable front roof with four iron supports. The windows are 6/6 double hung sash and the exterior wall treatment is asbestos shingles. 2017 Update: Similar to 1990 conditions. Reclassified as contributing as the resource is now within the district's period of significance. 1990 Non-contributing resource #199.
211. 401 Water Ave. House, c. 1920. Contributing. This one-story cottage has a gable front roof of asbestos shingles. The attached, three quarter width porch has four square supports on brick piers with connecting wooden balustrade and a half hip roof. The transomed entrance is in the second bay of the three-bay facade and the windows are 4/+ double hung sash. The exterior wall treatment is plain weatherboard. 2017 Update: Similar to 1990 conditions. Construction date revised from c. 1913 to c. 1920

United States Department of the Interior
National Park Service

National Register of Historic Places
Continuation Sheet

Riverview Historic District Update

Name of Property

Dallas County, AL

County and State

90000887

NR Reference Number

based on stylistic and documentary evidence. 1990 contributing resource #200.

212. 406 Water Ave. House, c.1945. Contributing. Gable front, one-story bungalow with attached partial width porch. The porch has a gable front and three iron supports. The three-bay facade has a centrally placed door and 6/6 double hung sash windows. The roof and exterior walls are composed of asbestos shingles. 2017 Update: Similar to 1990 conditions. Reclassified as contributing as the resource is now within the district's period of significance. 1990 Non-contributing resource #201. (Photo #10, 2nd from Left)
213. 408 Water Ave. House, c.1945. Contributing. Cross-gable, one-story cottage with asbestos shingled roof. The attached porch has a flat roof and three iron supports. The door is centrally located in the three-bay facade and the windows are 6/6 double hung sash. The exterior wall treatment is asbestos shingles. 2017 Update: Similar to 1990 conditions. Reclassified as contributing as the resource is now within the district's period of significance. 1990 Non-contributing resource #202.

Young Street

214. 16 Young St. House, c. 1955. Contributing. One-story, L-shaped ranch house with asbestos siding and an asbestos shingled roof. The attached entry porch has a flat roof and one support. The four-bay facade has a doorway in the second bay, paired 2/2 double hung windows, and a large picture window. 2017 Update: Similar to 1990 conditions. Reclassified as contributing as the resource is now within the district's period of significance. 1990 Non-contributing resource #235.
215. 23 Young St. House, c. 1939. Contributing. This one-story brick cottage with Tudor Revival influence has a high hip roof with asbestos shingles and an exterior front chimney. The attached partial width side porch has a hip roof and two brick supports and is screened in. The entrance is in the center of the three-bay facade in a gable projection that connects the entrance and the facade chimney. The windows are 4/1 double hung sash and are paired in the third bay. 2017 Update: Similar to 1990 conditions. Reclassified as contributing. 1990 Non-contributing resource #233.
216. 27 Young St. House, c. 1925. Contributing. One and a half story bungalow with gable side roof with asphalt shingles and dormer window. The full width, recessed porch has seven supports of paired classical columns on brick piers and extends past the south facade. The entrance is located in the third bay of the four-bay facade and has a fanlight transom and sidelights. The windows are 4/1 double hung sash. The shed roof dormer has a band of four windows. The exterior wall treatment is plain weatherboard. 2017 Update: Recorded as 47 Water Ave. in 2004. Similar to 1990 conditions. 1990 contributing resource #236. (Photo #47)
217. 31 Young St. House, c. 1925. Contributing. The one-story high hipped roof cottage has an asphalt shingle roof with an interior chimney. The attached, partial width porch has two supports. The entrance is in the second bay of the four-bay facade and the windows are 9/1 double hung sash with a variety of stationary windows in the front and side facades of the cottage. The exterior wall treatment is plain weatherboard. 2017 Update: Similar to 1990 conditions. 1990 contributing resource #237.

**United States Department of the Interior
National Park Service**

**National Register of Historic Places
Continuation Sheet**

Riverview Historic District Update
Name of Property
Dallas County, AL
County and State
90000887
NR Reference Number

Photographs

Submit clear and descriptive photographs. The size of each image must be 1600x1200 pixels (minimum), 3000x2000 preferred, at 300 ppi (pixels per inch) or larger. Key all photographs to the sketch map. Each photograph must be numbered and that number must correspond to the photograph number on the photo log. For simplicity, the name of the photographer, photo date, etc. may be listed once on the photograph log and doesn't need to be labeled on every photograph.

Photo Log

Name or Property: Riverview Historic District Update
City or Vicinity: Selma
County: Dallas State: AL
Photographer: David Schneider
Date Photographed: August 2017

Description of Photograph(s) and number, include description of view indicating direction of camera:

Photo #1 (AL_DallasCo_RiverviewHD_0001.tif)
Streetscape, Selma Ave., 300 Block, S side, camera facing southwest.

Photo #2 (AL_DallasCo_RiverviewHD_0002.tif) Resource #153, 320 Selma Ave., camera facing south.

Photo #3 (AL_DallasCo_RiverviewHD_0003.tif)
Resource #108, Hall, T.W., House, 318 Lamar Ave., camera facing southeast.

Photo #4 (AL_DallasCo_RiverviewHD_0004.tif)
Resource #110, 401 Lamar Ave., camera facing northwest.

Photo #5 (AL_DallasCo_RiverviewHD_0005.tif)
Resource #112, Kayser House, 407 Lamar Ave., camera facing north.

Photo #6 (AL_DallasCo_RiverviewHD_0006.tif)
Streetscape, Lamar Ave., 300/400 Block, N side, camera facing west.

Photo #7 (AL_DallasCo_RiverviewHD_0007.tif)
Resource #120, 116 Pelham St., camera facing northeast.

Photo #8 (AL_DallasCo_RiverviewHD_0008.tif)
Streetscape, Alabama Ave., 300/400 Block, S side, camera southwest.

Photo #9 (AL_DallasCo_RiverviewHD_0009.tif)
Streetscape, Alabama Ave., 300/400 Block, N side, camera west.

Photo #10 (AL_DallasCo_RiverviewHD_0010.tif)
Streetscape, Water Ave., 300/400 Block, N side, camera southwest.

Photo #11 (AL_DallasCo_RiverviewHD_0011.tif) Resource #208, 322 Water Ave., camera facing northeast.

Photo #12 (AL_DallasCo_RiverviewHD_0012.tif)

United States Department of the Interior
National Park Service

National Register of Historic Places
Continuation Sheet

Riverview Historic District Update
Name of Property
Dallas County, AL
County and State
90000887
NR Reference Number

Streetscape, Pelham St., 000 Block, E side, camera southeast.

Photo #13 (AL_DallasCo_RiverviewHD_0013.tif)
Streetscape, Water Ave., 200 Block, N side, camera southwest.

Photo #14 (AL_DallasCo_RiverviewHD_0014.tif)
Streetscape, Water Ave., 200 Block, N side, camera northeast.

Photo #15 (AL_DallasCo_RiverviewHD_0015.tif) Streetscape, King St., 010 Block, E side, camera east.

Photo #16 (AL_DallasCo_RiverviewHD_0016.tif) Streetscape, Alabama Ave., 200 Block, S side, camera east.

Photo #17 (AL_DallasCo_RiverviewHD_0011.tif) Resource #036, 206 Alabama Ave., camera facing south.

Photo #18 (AL_DallasCo_RiverviewHD_0011.tif) Resource #044, 222 Alabama Ave., camera facing south.

Photo #19 (AL_DallasCo_RiverviewHD_0019.tif)
Streetscape, Alabama Ave., 200 Block, S side, camera southwest.

Photo #20 (AL_DallasCo_RiverviewHD_0020.tif)
Streetscape, Alabama Ave., 200 Block, N side, camera northeast.

Photo #21 (AL_DallasCo_RiverviewHD_0021.tif) Resource #034, 201 Alabama Ave., camera facing south.

Photo #22 (AL_DallasCo_RiverviewHD_0022.tif) Resource #040, 215 Alabama Ave., camera facing south.

Photo #23 (AL_DallasCo_RiverviewHD_0023.tif) Streetscape, Lamar Ave., 200 Block, S side, camera east.

Photo #24 (AL_DallasCo_RiverviewHD_0024.tif)
Streetscape, Lamar Ave., 200 Block, N side, camera northeast.

Photo #25 (AL_DallasCo_RiverviewHD_0025.tif) Resource #094, 205 Lamar Ave., camera facing south.

Photo #26 (AL_DallasCo_RiverviewHD_0026.tif) Streetscape, Lamar Ave., 200 Block, N side, camera west.

Photo #27 (AL_DallasCo_RiverviewHD_0027.tif) Resource #150, 228 Selma Ave., camera facing south.

Photo #28 (AL_DallasCo_RiverviewHD_0028.tif)
Resource #146, 208 Selma Ave., camera facing southeast.

Photo #29 (AL_DallasCo_RiverviewHD_00296.tif) Streetscape, Selma Ave., 200 Block, S side, camera east.

Photo #30 (AL_DallasCo_RiverviewHD_0030.tif)
Resource #64, Park, Lewie Crockett Ross, 100 King St., Camera Facing South.

United States Department of the Interior
National Park Service

National Register of Historic Places
Continuation Sheet

Riverview Historic District Update
Name of Property
Dallas County, AL
County and State
90000887
NR Reference Number

Photo #31 (AL_DallasCo_RiverviewHD_0031.tif) Resource #066, 29 Lamar Ave., camera facing south.

Photo #32 (AL_DallasCo_RiverviewHD_0032.tif)
Streetscape, Lamar Ave., 010 Block, N side, camera northeast.

Photo #33 (AL_DallasCo_RiverviewHD_0033.tif) Resource #072, 43 Lamar Ave., camera facing northeast.

Photo #34 (AL_DallasCo_RiverviewHD_0034.tif)
Streetscape, Lamar Ave., 100 Block, S side, camera southwest.

Photo #35 (AL_DallasCo_RiverviewHD_0035.tif) Resource #089, 126 Lamar Ave., camera facing northeast.

Photo #36 (AL_DallasCo_RiverviewHD_0036.tif)
Streetscape, Alabama Ave., 100 Block, N side, camera northwest.

Photo #37 (AL_DallasCo_RiverviewHD_0037.tif)
Resource #021, 111 Alabama Ave., camera facing northeast.

Photo #38 (AL_DallasCo_RiverviewHD_0038.tif)
Resource #020, 107 Alabama Ave., camera facing northeast.

Photo #39 (AL_DallasCo_RiverviewHD_0039.tif)
Streetscape, Alabama Ave., 100 Block, N side, camera northeast.

Photo #40 (AL_DallasCo_RiverviewHD_0040.tif)
Streetscape, Alabama Ave., 010 Block, N side, camera northwest.

Photo #41 (AL_DallasCo_RiverviewHD_0041.tif) Resource #003, 33 Alabama Ave., camera facing north.

Photo #42 (AL_DallasCo_RiverviewHD_0042.tif)
Streetscape, Alabama Ave., 010 Block, S side, camera southwest.

Photo #43 (AL_DallasCo_RiverviewHD_0043.tif)
Resource #140, 22 Satterfield St., camera facing northeast.

Photo #44 (AL_DallasCo_RiverviewHD_0044.tif)
Streetscape, Water Ave., 010 Block, S side, camera northeast.

Photo #45 (AL_DallasCo_RiverviewHD_0045.tif) Resource #163, 31 Water Ave., camera facing northwest.

Photo #46 (AL_DallasCo_RiverviewHD_0046.tif) Resource #165, 37 Water Ave., camera facing northwest.

Photo #47 (AL_DallasCo_RiverviewHD_0047.tif) Resource #216, 27 Young St., camera facing northwest.

Photo #48 (AL_DallasCo_RiverviewHD_0048.tif)
Streetscape, Water Ave., 010 Block, N side, camera northwest.

United States Department of the Interior
National Park Service

National Register of Historic Places
Continuation Sheet

Riverview Historic District Update

Name of Property

Dallas County, AL

County and State

90000887

NR Reference Number

Photo #49 (AL_DallasCo_RiverviewHD_0049.tif)
Streetscape, Water Ave., 100 Block, N side, camera northeast.

Photo #50 (AL_DallasCo_RiverviewHD_0050.tif)
Resource #025, 124 Alabama Ave., camera facing southeast.

Photo #51 (AL_DallasCo_RiverviewHD_0051.tif) Resource #061, 15 King St., camera facing southeast.

Photo #52 (AL_DallasCo_RiverviewHD_0052.tif) Resource #175, 117 Water Ave., camera facing southeast.

Photo #53 (AL_DallasCo_RiverviewHD_0053.tif)
Resource #112, Old Baptist Hospital, 15 Riverview Ave., camera facing north.

Photo #54 (AL_DallasCo_RiverviewHD_0054.tif)
Streetscape, Water Ave., 100 Block, S side, camera southeast.

Photo #55 (AL_DallasCo_RiverviewHD_0054.tif) Streetscape, Water Ave., 100 Block, S side, camera south.

Photo #56 (AL_DallasCo_RiverviewHD_0056.tif) Resource #191, 150 Water Ave., camera facing south.

Photo #57 (AL_DallasCo_RiverviewHD_0057.tif)
Resource #160, Hopson, Charles, House, 022 View St., camera facing southeast.

Photo #58 (AL_DallasCo_RiverviewHD_0058.tif)
Resource #133, Broach, Raymond A., House, 116 Riverview Ave., camera facing south.

Photo #59 (AL_DallasCo_RiverviewHD_0059.tif)
Resource #129, Marler, Rev. A. Lewis, House, 104 Riverview Ave., camera facing south.

Photo #60 (AL_DallasCo_RiverviewHD_0060.tif)
Streetscape, Young St., 010 Block, W side, camera southwest.

Photo #61 (AL_DallasCo_RiverviewHD_0061.tif)
Streetscape, Riverview Ave., 010 Block, S side, camera southeast.

Photo #62 (AL_DallasCo_RiverviewHD_062.tif)
Resource #135, 1 Satterfield St., camera facing northwest.

Photo #63 (AL_DallasCo_RiverviewHD_063.tif)
Resource #139, 21 Satterfield St., camera facing northwest.

Photo #64 (AL_DallasCo_RiverviewHD_064.tif)
Resource #145, 143 Satterfield St., camera facing northwest.




RIVERVIEW HISTORIC DISTRICT

SELMA, DALLAS COUNTY, ALABAMA

Listed in the National Register
of Historic Places in 1990

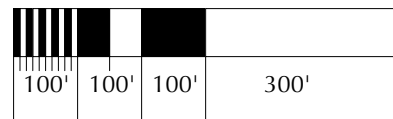
2017 Update

KEY:

-  Contributing
-  Noncontributing
-  District Boundary



SCALE: 1"=300'
Printed at 17" x 11"



SCHNEIDER Historic Preservation, LLC
411 East 6th Street, Anniston AL 36207 • Phone: (256) 310-6320
Fax: (334) 323-5631 • e-mail: dbschneider@bellsouth.net
www.shphistoric.com




RIVERVIEW HISTORIC DISTRICT

SELMA, DALLAS COUNTY, ALABAMA

Listed in the National Register
of Historic Places in 1990

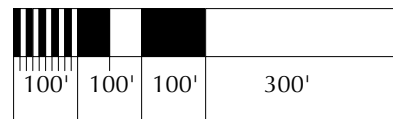
2017 Update

KEY:

-  Contributing
-  Noncontributing
-  District Boundary



SCALE: 1"=300'
Printed at 17" x 11"



SCHNEIDER Historic Preservation, LLC
411 East 6th Street, Anniston AL 36207 • Phone: (256) 310-6320
Fax: (334) 323-5631 • e-mail: dbschneider@bellsouth.net
www.shphistoric.com



Riverview Historic District
Selma, Dallas Co., Alabama
David B. Schneider
August 2017
411 E. 6th St., Anniston, AL 36207

Photo #01
Streetscape, Selma Ave., 300 Block, S side,
camera facing southwest.

Image: AL_DallasCoRiverviewHD_0001.tif



Riverview Historic District
Selma, Dallas Co., Alabama
David B. Schneider
August 2017
411 E. 6th St., Anniston, AL 36207

Photo #02
Resource #153, 320 Selma Ave., camera facing
south.

Image: AL_DallasCoRiverviewHD_0002.tif



Riverview Historic District
Selma, Dallas Co., Alabama
David B. Schneider
August 2017
411 E. 6th St., Anniston, AL 36207

Photo #03
Resource #108, Hall, T.W., House, 318 Lamar
Ave., camera facing southeast.

Image: AL_DallasCoRiverviewHD_0003.tif



Riverview Historic District
Selma, Dallas Co., Alabama
David B. Schneider
August 2017
411 E. 6th St., Anniston, AL 36207

Photo #04
Resource #110, 401 Lamar Ave., camera facing
northwest.

Image: AL_DallasCoRiverviewHD_0004.tif



Riverview Historic District
Selma, Dallas Co., Alabama
David B. Schneider
August 2017
411 E. 6th St., Anniston, AL 36207

Photo #05
Resource #112, Kayser House, 407 Lamar Ave.,
camera facing north.

Image: AL_DallasCoRiverviewHD_0005.tif



Riverview Historic District
Selma, Dallas Co., Alabama
David B. Schneider
August 2017
411 E. 6th St., Anniston, AL 36207

Photo #06
Streetscape, Lamar Ave., 300/400 Block, N side,
camera facing west.

Image: AL_DallasCoRiverviewHD_0006.tif



Riverview Historic District
Selma, Dallas Co., Alabama
David B. Schneider
August 2017
411 E. 6th St., Anniston, AL 36207

Photo #07
Resource #120, 116 Pelham St., camera facing
northeast.

Image: AL_DallasCoRiverviewHD_0007.tif



Riverview Historic District
Selma, Dallas Co., Alabama
David B. Schneider
August 2017
411 E. 6th St., Anniston, AL 36207

Photo #08
Streetscape, Alabama Ave., 300/400 Block, S side,
camera southwest.

Image: AL_DallasCoRiverviewHD_0008.tif



Riverview Historic District
Selma, Dallas Co., Alabama
David B. Schneider
August 2017
411 E. 6th St., Anniston, AL 36207

Photo #09
Streetscape, Alabama Ave., 300/400 Block, N side,
camera west.

Image: AL_DallasCoRiverviewHD_0009.tif



Riverview Historic District
Selma, Dallas Co., Alabama
David B. Schneider
August 2017
411 E. 6th St., Anniston, AL 36207

Photo #10
Streetscape, Water Ave., 300/400 Block, N side,
camera southwest.

Image: AL_DallasCoRiverviewHD_0010.tif



Riverview Historic District
Selma, Dallas Co., Alabama
David B. Schneider
August 2017
411 E. 6th St., Anniston, AL 36207

Photo # 11
Resource #208, 322 Water Ave., camera facing
northeast.

Image: AL_DallasCoRiverviewHD_0011.tif



Riverview Historic District
Selma, Dallas Co., Alabama
David B. Schneider
August 2017
411 E. 6th St., Anniston, AL 36207

Photo # 12
Streetscape, Pelham St., 000 Block, E side,
camera southeast.

Image: AL_DallasCoRiverviewHD_0012.tif



Riverview Historic District
Selma, Dallas Co., Alabama
David B. Schneider
August 2017
411 E. 6th St., Anniston, AL 36207

Photo # 13
Streetscape, Water Ave., 200 Block, N side,
camera southwest.

Image: AL_DallasCoRiverviewHD_0013.tif



Riverview Historic District
Selma, Dallas Co., Alabama
David B. Schneider
August 2017
411 E. 6th St., Anniston, AL 36207

Photo # 14
Streetscape, Water Ave., 200 Block, N side,
camera northeast.

Image: AL_DallasCoRiverviewHD_0014.tif



Riverview Historic District
Selma, Dallas Co., Alabama
David B. Schneider
August 2017
411 E. 6th St., Anniston, AL 36207

Photo # 15
Streetscape, King St., 010 Block, E side, camera east.

Image: AL_DallasCoRiverviewHD_0015.tif



Riverview Historic District
Selma, Dallas Co., Alabama
David B. Schneider
August 2017
411 E. 6th St., Anniston, AL 36207

Photo # 16
Streetscape, Alabama Ave., 200 Block, S side,
camera east. t

Image: AL_DallasCoRiverviewHD_0016.tif



Riverview Historic District
Selma, Dallas Co., Alabama
David B. Schneider
August 2017
411 E. 6th St., Anniston, AL 36207

Photo # 17
Resource #036, 206 Alabama Ave., camera facing south.

Image: AL_DallasCoRiverviewHD_0017.tif



Riverview Historic District
Selma, Dallas Co., Alabama
David B. Schneider
August 2017
411 E. 6th St., Anniston, AL 36207

Photo # 18
Resource #044, 222 Alabama Ave., camera facing south.

Image: AL_DallasCoRiverviewHD_0018.tif



Riverview Historic District
Selma, Dallas Co., Alabama
David B. Schneider
August 2017
411 E. 6th St., Anniston, AL 36207

Photo # 19
Streetscape, Alabama Ave., 200 Block, S side,
camera southwest.

Image: AL_DallasCoRiverviewHD_0019.tif



Riverview Historic District
Selma, Dallas Co., Alabama
David B. Schneider
August 2017
411 E. 6th St., Anniston, AL 36207

Photo # 20
Streetscape, Alabama Ave., 200 Block, N side,
camera northeast.

Image: AL_DallasCoRiverviewHD_0020.tif



Riverview Historic District
Selma, Dallas Co., Alabama
David B. Schneider
August 2017
411 E. 6th St., Anniston, AL 36207

Photo # 21
Resource #034, 201 Alabama Ave., camera facing
south.

Image: AL_DallasCoRiverviewHD_0021.tif



Riverview Historic District
Selma, Dallas Co., Alabama
David B. Schneider
August 2017
411 E. 6th St., Anniston, AL 36207

Photo # 22
Resource #040, 215 Alabama Ave., camera facing
south.

Image: AL_DallasCoRiverviewHD_0022.tif



Riverview Historic District
Selma, Dallas Co., Alabama
David B. Schneider
August 2017
411 E. 6th St., Anniston, AL 36207

Photo #23
Streetscape, Lamar Ave., 200 Block, S side,
camera east.

Image: AL_DallasCoRiverviewHD_0023.tif



Riverview Historic District
Selma, Dallas Co., Alabama
David B. Schneider
August 2017
411 E. 6th St., Anniston, AL 36207

Photo #24
Streetscape, Lamar Ave., 200 Block, N side,
camera northeast.

Image: AL_DallasCoRiverviewHD_0024.tif



Riverview Historic District
Selma, Dallas Co., Alabama
David B. Schneider
August 2017
411 E. 6th St., Anniston, AL 36207

Photo # 25
Resource #094, 205 Lamar Ave., camera facing
south.

Image: AL_DallasCoRiverviewHD_0025.tif



Riverview Historic District
Selma, Dallas Co., Alabama
David B. Schneider
August 2017
411 E. 6th St., Anniston, AL 36207

Photo # 26
Streetscape, Lamar Ave., 200 Block, N side,
camera west.

Image: AL_DallasCoRiverviewHD_0026.tif



Riverview Historic District
Selma, Dallas Co., Alabama
David B. Schneider
August 2017
411 E. 6th St., Anniston, AL 36207

Photo #27
Resource #150, Callaway Physician Office, 228
Selma Ave., camera facing south.

Image: AL_DallasCoRiverviewHD_0027.tif



Riverview Historic District
Selma, Dallas Co., Alabama
David B. Schneider
August 2017
411 E. 6th St., Anniston, AL 36207

Photo #28
Resource #146, 208 Selma Ave., camera facing
southeast.

Image: AL_DallasCoRiverviewHD_0028.tif



Riverview Historic District
Selma, Dallas Co., Alabama
David B. Schneider
August 2017
411 E. 6th St., Anniston, AL 36207

Photo # 29
Streetscape, Selma Ave., 200 Block, S side,
camera east.

Image: AL_DallasCoRiverviewHD_0029.tif



Riverview Historic District
Selma, Dallas Co., Alabama
David B. Schneider
August 2017
411 E. 6th St., Anniston, AL 36207

Photo # 30
Resource #64, Park, Lewie Crockett Ross, 100
King St., Camera Facing South

Image: AL_DallasCoRiverviewHD_0030.tif



Riverview Historic District
Selma, Dallas Co., Alabama
David B. Schneider
August 2017
411 E. 6th St., Anniston, AL 36207

Photo # 31
Resource #066, 29 Lamar Ave., camera facing south.

Image: AL_DallasCoRiverviewHD_0031.tif



Riverview Historic District
Selma, Dallas Co., Alabama
David B. Schneider
August 2017
411 E. 6th St., Anniston, AL 36207

Photo # 32
Streetscape, Lamar Ave., 010 Block, N side,
camera northeast.

Image: AL_DallasCoRiverviewHD_0032.tif



Riverview Historic District
Selma, Dallas Co., Alabama
David B. Schneider
August 2017
411 E. 6th St., Anniston, AL 36207

Photo # 33
Resource #072, 43 Lamar Ave., camera facing
northeast.

Image: AL_DallasCoRiverviewHD_0033.tif



Riverview Historic District
Selma, Dallas Co., Alabama
David B. Schneider
August 2017
411 E. 6th St., Anniston, AL 36207

Photo # 34
Streetscape, Lamar Ave., 100 Block, S side,
camera southwest.

Image: AL_DallasCoRiverviewHD_0034.tif



Riverview Historic District
Selma, Dallas Co., Alabama
David B. Schneider
August 2017
411 E. 6th St., Anniston, AL 36207

Photo # 35
Resource #089, 126 Lamar Ave., camera facing
northeast.

Image: AL_DallasCoRiverviewHD_0035.tif



Riverview Historic District
Selma, Dallas Co., Alabama
David B. Schneider
August 2017
411 E. 6th St., Anniston, AL 36207

Photo # 36
Streetscape, Alabama Ave., 100 Block, N side,
camera northwest.

Image: AL_DallasCoRiverviewHD_0036.tif



Riverview Historic District
Selma, Dallas Co., Alabama
David B. Schneider
August 2017
411 E. 6th St., Anniston, AL 36207

Photo #37
Resource #021, 111 Alabama Ave., camera facing
northeast.

Image: AL_DallasCoRiverviewHD_0037.tif



Riverview Historic District
Selma, Dallas Co., Alabama
David B. Schneider
August 2017
411 E. 6th St., Anniston, AL 36207

Photo #38
Resource #020, 107 Alabama Ave., camera facing
northeast.

Image: AL_DallasCoRiverviewHD_0038.tif



Riverview Historic District
Selma, Dallas Co., Alabama
David B. Schneider
August 2017
411 E. 6th St., Anniston, AL 36207

Photo # 39
Streetscape, Alabama Ave., 100 Block, N side,
camera northeast.

Image: AL_DallasCoRiverviewHD_0039.tif



Riverview Historic District
Selma, Dallas Co., Alabama
David B. Schneider
August 2017
411 E. 6th St., Anniston, AL 36207

Photo # 40
Streetscape, Alabama Ave., 010 Block, N
side, camera northwest.

Image: AL_DallasCoRiverviewHD_0040.tif



Riverview Historic District
Selma, Dallas Co., Alabama
David B. Schneider
August 2017
411 E. 6th St., Anniston, AL 36207

Photo #41
Resource #003, 33 Alabama Ave., camera
facing north.

Image: AL_DallasCoRiverviewHD_0041.tif



Riverview Historic District
Selma, Dallas Co., Alabama
David B. Schneider
August 2017
411 E. 6th St., Anniston, AL 36207

Photo #42
Streetscape, Alabama Ave., 010 Block, S side,
camera southwest.

Image: AL_DallasCoRiverviewHD_0042.tif



Riverview Historic District
Selma, Dallas Co., Alabama
David B. Schneider
August 2017
411 E. 6th St., Anniston, AL 36207

Photo #43
Resource #140, 22 Satterfield St., camera facing
northeast.

Image: AL_DallasCoRiverviewHD_0042.tif



Riverview Historic District
Selma, Dallas Co., Alabama
David B. Schneider
August 2017
411 E. 6th St., Anniston, AL 36207

Photo #44
Streetscape, Water Ave., 010 Block, S side,
camera northeast.

Image: AL_DallasCoRiverviewHD_0042.tif



Riverview Historic District
Selma, Dallas Co., Alabama
David B. Schneider
August 2017
411 E. 6th St., Anniston, AL 36207

Photo #45
Resource #163, 31 Water Ave., camera facing
northwest.

Image: AL_DallasCoRiverviewHD_0042.tif



Riverview Historic District
Selma, Dallas Co., Alabama
David B. Schneider
August 2017
411 E. 6th St., Anniston, AL 36207

Photo #46
Resource #165, 37 Water Ave., camera facing
northwest.

Image: AL_DallasCoRiverviewHD_0042.tif



Riverview Historic District
Selma, Dallas Co., Alabama
David B. Schneider
August 2017
411 E. 6th St., Anniston, AL 36207

Photo #47
Resource #216, 27 Young St., camera facing
northwest.

Image: AL_DallasCoRiverviewHD_0042.tif



Riverview Historic District
Selma, Dallas Co., Alabama
David B. Schneider
August 2017
411 E. 6th St., Anniston, AL 36207

Photo #48
Streetscape, Water Ave., 010 Block, N side,
camera northwest.

Image: AL_DallasCoRiverviewHD_0042.tif



Riverview Historic District
Selma, Dallas Co., Alabama
David B. Schneider
August 2017
411 E. 6th St., Anniston, AL 36207

Photo # 49
Streetscape, Water Ave., 100 Block, N side,
camera northeast.

Image: AL_DallasCoRiverviewHD_0042.tif



Riverview Historic District
Selma, Dallas Co., Alabama
David B. Schneider
August 2017
411 E. 6th St., Anniston, AL 36207

Photo # 50
Resource #025, 124 Alabama Ave., camera facing
southeast.

Image: AL_DallasCoRiverviewHD_0042.tif



Riverview Historic District
Selma, Dallas Co., Alabama
David B. Schneider
August 2017
411 E. 6th St., Anniston, AL 36207

Photo # 51
Resource #061, 15 King St., camera facing
southeast. .

Image: AL_DallasCoRiverviewHD_0042.tif



Riverview Historic District
Selma, Dallas Co., Alabama
David B. Schneider
August 2017
411 E. 6th St., Anniston, AL 36207

Photo # 52
Resource #175, 117 Water Ave., camera facing
southeast.

Image: AL_DallasCoRiverviewHD_0042.tif



Riverview Historic District
Selma, Dallas Co., Alabama
David B. Schneider
August 2017
411 E. 6th St., Anniston, AL 36207

Photo #53
Resource #112, Old Baptist Hospital, 15 Riverview
Ave., camera facing north.

Image: AL_DallasCoRiverviewHD_0042.tif



Riverview Historic District
Selma, Dallas Co., Alabama
David B. Schneider
August 2017
411 E. 6th St., Anniston, AL 36207

Photo #54
Streetscape, Water Ave., 100 Block, S side,
camera southeast.

Image: AL_DallasCoRiverviewHD_0042.tif



Riverview Historic District
Selma, Dallas Co., Alabama
David B. Schneider
August 2017
411 E. 6th St., Anniston, AL 36207

Photo # 55
Streetscape, Water Ave., 100 Block, S side,
camera south.

Image: AL_DallasCoRiverviewHD_0042.tif



Riverview Historic District
Selma, Dallas Co., Alabama
David B. Schneider
August 2017
411 E. 6th St., Anniston, AL 36207

Photo # 56
Resource #191, 150 Water Ave., camera facing
south.

Image: AL_DallasCoRiverviewHD_0042.tif



Riverview Historic District
Selma, Dallas Co., Alabama
David B. Schneider
August 2017
411 E. 6th St., Anniston, AL 36207

Photo #57
Resource #160, 022 View St., camera facing
southeast.

Image: AL_DallasCoRiverviewHD_0042.tif



Riverview Historic District
Selma, Dallas Co., Alabama
David B. Schneider
August 2017
411 E. 6th St., Anniston, AL 36207

Photo #58
Resource #133, Broach, Raymond A., House, 116
Riverview Ave., camera facing south.

Image: AL_DallasCoRiverviewHD_0042.tif



Riverview Historic District
Selma, Dallas Co., Alabama
David B. Schneider
August 2017
411 E. 6th St., Anniston, AL 36207

Photo #59
Resource #129, Marler, Rev. A. Lewis, House, 104
Riverview Ave., camera facing south.

Image: AL_DallasCoRiverviewHD_0042.tif



Riverview Historic District
Selma, Dallas Co., Alabama
David B. Schneider
August 2017
411 E. 6th St., Anniston, AL 36207

Photo #60
Streetscape, Young St., 010 Block, W side,
camera southwest

Image: AL_DallasCoRiverviewHD_0042.tif



Riverview Historic District
Selma, Dallas Co., Alabama
David B. Schneider
August 2017
411 E. 6th St., Anniston, AL 36207

Photo #61
Streetscape, Riverview Ave., 010 Block, S side,
camera southeast.

Image: AL_DallasCoRiverviewHD_0042.tif



Riverview Historic District
Selma, Dallas Co., Alabama
David B. Schneider
August 2017
411 E. 6th St., Anniston, AL 36207

Photo #62
Resource #135, Old Country Club Clubhouse, 1
Satterfield St., camera facing northwest.

Image: AL_DallasCoRiverviewHD_0042.tif



Riverview Historic District
Selma, Dallas Co., Alabama
David B. Schneider
August 2017
411 E. 6th St., Anniston, AL 36207

Photo #63
Resource #139, 21 Satterfield St., camera facing
northwest.

Image: AL_DallasCoRiverviewHD_0042.tif



Riverview Historic District
Selma, Dallas Co., Alabama
David B. Schneider
August 2017
411 E. 6th St., Anniston, AL 36207

Photo #64
Resource #145, 143 Satterfield St., camera facing
northwest.

Image: AL_DallasCoRiverviewHD_0042.tif





320



318



401

401





407

Miss L.
GRANTUM
SHERIFF
DALLAS COUNTY





DISIRECTV



116



















KING STREET
WATER ST



KING STREET
ALABAMA AVE

ONE
WAY
→





222



















RURAL HEALTH
MEDICAL PROGRAM, INC.
DALLAS COUNTY HEALTH CENTER
QUALITY HEALTH CARE AT AN AFFORDABLE PRICE
334-877-1490

RURAL HEALTH
MEDICAL PROGRAM, INC.
Dallas County Health Center
Website: www.rhmp.org
11111 Dallas St. SW, Tallapoosa, GA
(334) 874-2694



208

ADT



KING STREET
SELMA A



LEWIE CROCKETT ROSSI
PARK
1878 — 1942

















107


























NO TRESPASSING

visit







LL'S U
P RT ENT CE
N R













104



YOUNG ST

1000









National Register of Historic Places
Memo to File

Correspondence

The Correspondence consists of communications from (and possibly to) the nominating authority, notes from the staff of the National Register of Historic Places, and/or other material the National Register of Historic Places received associated with the property.

Correspondence may also include information from other sources, drafts of the nomination, letters of support or objection, memorandums, and ephemera which document the efforts to recognize the property.

UNITED STATES DEPARTMENT OF THE INTERIOR
NATIONAL PARK SERVICE

NATIONAL REGISTER OF HISTORIC PLACES
EVALUATION/RETURN SHEET

REQUESTED ACTION: NOMINATION

PROPERTY Riverview Historic District
NAME:

MULTIPLE
NAME:

STATE & COUNTY: ALABAMA, Dallas

DATE RECEIVED: 5/17/90 DATE OF PENDING LIST: 5/29/90
DATE OF 16TH DAY: 6/14/90 DATE OF 45TH DAY: 7/01/90
DATE OF WEEKLY LIST:

REFERENCE NUMBER: 90000887

NOMINATOR: STATE

REASONS FOR REVIEW:

APPEAL: N DATA PROBLEM: N LANDSCAPE: N LESS THAN 50 YEARS: N
OTHER: N PDIL: N PERIOD: N PROGRAM UNAPPROVED: N
REQUEST: N SAMPLE: N SLR DRAFT: Y NATIONAL: N

COMMENT WAIVER: N

ACCEPT RETURN REJECT 6/28/90 DATE

ABSTRACT/SUMMARY COMMENTS:

~~XXXXXXXXXX~~

RECOM./CRITERIA Accept A,C
REVIEWER A. Federman
DISCIPLINE Arch Hist
DATE 6/28/90

DOCUMENTATION see attached comments Y/N see attached SLR Y/N

CLASSIFICATION

count resource type

STATE/FEDERAL AGENCY CERTIFICATION

FUNCTION

historic current

DESCRIPTION

architectural classification
 materials
 descriptive text

SIGNIFICANCE

Period Areas of Significance--Check and justify below

Specific dates Builder/Architect
Statement of Significance (in one paragraph)

summary paragraph
 completeness
 clarity
 applicable criteria
 justification of areas checked
 relating significance to the resource
 context
 relationship of integrity to significance
 justification of exception
 other

BIBLIOGRAPHY

GEOGRAPHICAL DATA

acreage verbal boundary description
 UTM's boundary justification

ACCOMPANYING DOCUMENTATION/PRESENTATION

sketch maps USGS maps photographs presentation

OTHER COMMENTS

Questions concerning this nomination may be directed to

_____ Phone _____

Signed _____ Date _____



Alabama
Historical Commission

FEB 6 1990

RECEIVED

CITY OF SELMA
SELMA, ALABAMA
36702-0401

JOE T. SMITHERMAN
MAYOR

February 5, 1990

Mr. F. Lawrence Oaks, Executive Director
Alabama Historical Commission
725 Monroe Street
Montgomery, Alabama 36130-5101

Reference: National Register Nominations
Riverview and Ice House Districts
City of Selma

Dear Mr. Oaks:

It is my opinion that the areas of old Selma known as Riverview and Ice House Districts meet the criteria for listing in the National Register of Historic Places.

Should you have any questions or need additional information, please contact me.

Sincerely,

A handwritten signature in cursive script that reads "Joe T. Smitherman".

Joe T. Smitherman
Mayor
City of Selma

JTS:j

SELMA-DALLAS COUNTY HISTORIC DEVELOPMENT COMMISSION

Alabama
Historical Commission

222 Broad Street
Selma, Alabama 36702-0401

FEB 6 1990

RECEIVED

February 6, 1990

Mr. F. Lawrence Oaks
Executive Director
Alabama Historical Commission
725 Monroe Street
Montgomery, Alabama 36130-5101

Reference: National Register Nominations
Riverview and Ice House Districts
City of Selma

Dear Mr. Oaks:

As chairman of the Selma-Dallas County Historic Development Commission, it is my opinion that the areas of old Selma known as Riverview and Ice House Districts meet the criteria for listing in the National Register of Historic Places.

Sincerely,



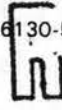
B. Miller Childers
Chairman
Selma-Dallas County Historic
Development Commission

BMC/r

STATE OF ALABAMA
ALABAMA HISTORICAL COMMISSION

725 MONROE STREET
MONTGOMERY, ALABAMA 36130-5101

May 7, 1990



MAY 17 1990



TELEPHONE NUMBER
261-3184

F. LAWRENCE OAKS
EXECUTIVE DIRECTOR

**NATIONAL
REGISTER**

Ms. Carol Shull
Keeper of the National Register
The National Register of Historic Places
National Park Service
Department of the Interior
Washington, D.C. 20240

Dear Carol:

We are submitting nominations to the National Register of Historic Places for the properties listed below:

1. George W. Cullum House, Baldwin County
2. Lewis Starke House, Baldwin County
3. Oakachoy Covered Bridge, Coosa County
4. Riverview Historic District, Dallas County
5. New Market United Methodist Church, Madison County
6. Grand Bay Historic District, Mobile County
7. George Leatherbury House, Mobile County
8. The City of St. Jude Historic District, Montgomery County

Sincerely,

F. Lawrence Oaks
State Historic Preservation Officer

cgh

Enclosures



ALABAMA HISTORICAL COMMISSION

468 South Perry Street
P.O. Box 300900
Montgomery, Alabama 36130-0900
334-242-3184 / Fax: 334-240-3477

Lisa D. Jones
Executive Director
State Historic Preservation Officer

June 26, 2018



Ms. Joy Beasley
Associate Director (Acting)
Cultural Resources, Partnerships, and Science
National Park Service
1849 C Street NW
Room 3316
Washington, DC 20240

Dear Ms. Beasley:

Enclosed please find the nomination and supporting documentation to update the:

Riverview Historic District
Selma, Dallas County, Alabama

Your consideration of the enclosed National Register of Historic Places nomination is appreciated.

Sincerely,

A handwritten signature in blue ink that reads "Lee Anne Wofford".

Lee Anne Wofford
Deputy State Historic Preservation Officer

LAW/nw

Enclosures



ALABAMA HISTORICAL COMMISSION

468 South Perry Street
Montgomery, Alabama 36130-0900
334-242-3184 / Fax: 334-240-3477

Lisa D. Jones
Executive Director
State Historic Preservation Officer

July 23, 2018

Lisa Deline
National Park Service
National Register of Historic Places
1849 C St. NW, Mail Stop 7228
Washington, DC 20240



Lisa,

Included in this package are the revised disks you requested once you received our initial submissions. Apart of this package are photo discs for Blue Bird Hardware, Mobile County, Riverview HD, Dallas County, and Magnolia Ave. South HD, Jefferson County.

Please let me know if there is anything else you need from me.

Thank You,

Collier Neeley

UNITED STATES DEPARTMENT OF THE INTERIOR
NATIONAL PARK SERVICE

NATIONAL REGISTER OF HISTORIC PLACES
EVALUATION/RETURN SHEET

Requested Action: Additional Documentation

Property Name: Riverview Historic District

Multiple Name:

State & County: ALABAMA, Dallas

Date Received:
6/28/2018

Date of Pending List:
7/20/2018

Date of 16th Day:
8/6/2018

Date of 45th Day:
8/13/2018

Date of Weekly List:

Reference number: AD90000887

Nominator: State

Reason For Review:

X Accept Return Reject 8/13/2018 Date

Abstract/Summary Comments: AD updates Section 7 of the Riverview Historic District. AOS: Community Planning and Development and Architecture. POS: c. 1850-1967. LOS: local.

Recommendation/
Criteria A & C

Reviewer Lisa Deline

Discipline Historian

Telephone (202)354-2239

Date 8/13/18

DOCUMENTATION: see attached comments : No see attached SLR : No

If a nomination is returned to the nomination authority, the nomination is no longer under consideration by the National Park Service.