

**United States Department of the Interior
National Park Service**

**National Register of Historic Places
Continuation Sheet**

Section number _____ Page _____


SUPPLEMENTARY LISTING RECORD

NRIS Reference Number: 99000280 Date Listed: 3/19/99

Speedway Terrace Historic District TENNESSEE Shelby
Property Name County State

Residential Resources of Memphis MPS
Multiple Name

This property is listed in the National Register of Historic Places in accordance with the attached nomination documentation subject to the following exceptions, exclusions, or amendments, notwithstanding the National Park Service certification included in the nomination documentation.

for 
Signature of the Keeper

3/25/99
Date of Action

=====
Amended Items in Nomination:

Section No. 5:

This nomination is amended to show that ownership is private and public-local.

Section No. 10:

The acreage of the property is approximately 110 acres.

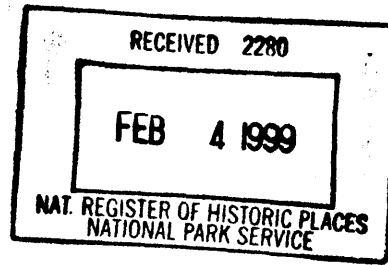
This information was provided by the Tennessee SHPO.

DISTRIBUTION:

- National Register property file
- Nominating Authority (without nomination attachment)

United States Department of the Interior
National Park Service

National Register of Historic Places Registration Form



280

1. Name of Property

historic name: **Speedway Terrace Historic District**

other name/site number: N/A

2. Location

street & number: Roughly bounded by North Watkins, Snowden , North Bellevue and Forrest Avenue N/A not for publication

city or town: Memphis N/A vicinity

state Tennessee code TN county Shelby code 157 zip code 38112

3. State/Federal Agency Certification

As the designated authority under the National Historic Preservation Act of 1986, as amended, I hereby certify that this nomination ___ request for determination of eligibility meets the documentation standards for registering properties in the National Register of Historic Places and meets the procedural and professional requirements set forth in 36 CFR Part 60. In my opinion, the property meets ___ does not meet the National Register Criteria. I recommend that this property be considered significant _ nationally ___ statewide locally.
(___ See continuation sheet for additional comments.)

Herbert L. Hays 1/26/99
Signature of certifying official (Deputy SHPO, Tenn. Historical Commission) Date

State or Federal agency and bureau

In my opinion, the property ___ meets ___ does not meet the National Register criteria. (___ See continuation sheet for additional comments.)

Signature of commenting or other official Date

State or Federal agency and bureau

4. National Park Service Certification

I, hereby certify that this property is:
 entered in the National Register
___ See continuation sheet.
___ determined eligible for the
National Register
___ See continuation sheet.
___ determined not eligible for the
National Register
___ removed from the National
Register
___ other (explain): _____

for Signature of the Keeper Date of Action
McJ M. Woy 3/19/99

Speedway Terrace Historic District

Name of Property

Memphis, Shelby Co., TN

County and State

5. Classification**Ownership of Property:** Mixed**Number of Resources within Property:**

(Do not include previously listed resources in the count)

Category of Property: District

Contributing	Noncontributing	
380	112	buildings
0	0	sites
0	0	structures
0	0	objects
380	112	Total

Name of related multiple property listing:**Number of contributing resources previously listed in the National Register:** N/A

Residential Architecture in Memphis, ca. 1865 to 1950

6. Function or Use

Historic Functions:	DOMESTIC	Sub:	single dwelling
	DOMESTIC		multiple dwelling
	DOMESTIC		secondary structure

Current Functions:	DOMESTIC	Sub:	single dwelling
	DOMESTIC		multiple dwelling
	DOMESTIC		secondary structure

7. Description**Architectural Classification:**

Colonial Revival
 Craftsman
 Tudor Revival
 Minimal Traditional

Other Description:

shotgun variation
 composite cottage
 four square
 bungalow
 English cottage

Materials

foundation	BRICK
roof	ASPHALT SHINGLES
walls	BRICK
	WOOD/weatherboard
other	CONCRETE/ cast stone

Narrative Description

See continuation sheets.

8. Statement of Significance

Applicable National Register Criteria

Areas of Significance

- A** Property is associated with events that have made a significant contribution to the broad patterns of our history.
- B** Property is associated with the lives of persons significant in our past.
- C** Property embodies the distinctive characteristics of a type, period, or method of construction or represents the work of a master, or possesses high artistic values, or represents a significant and distinguishable entity whose components lack individual distinction.
- D** Property has yielded, or is likely to yield, information important in prehistory or history.

ARCHITECTURE

Period of Significance

ca. 1905 to ca. 1945

Significant Dates

N/A

Criteria Considerations

Significant Persons

N/A

Cultural Affiliation

N/A

Architect/Builder

William C. Chandler; multiple; unknown

Property is: N/A

- A** owned by a religious institution or used for religious purposes
- B** removed from its original location.
- C** a birthplace or grave
- D** a cemetery
- E** a reconstructed building, object, or structure
- F** a commemorative property
- G** less than 50 years of age or achieved significance within the past 50 years.

Narrative Statement of Significance

See continuation sheets.

9. MAJOR BIBLIOGRAPHICAL REFERENCES

Bibliography

See continuation sheet.

Previous Documentation on File (NPS): N/A

Primary Location of Additional Data:

- preliminary determination of individual listing (36 CFR 67) has been requested.
- previously listed in the National Register
- previously determined eligible by the National Register
- designated a National Historic Landmark
- recorded by Historic American Buildings Survey

- recorded by Historic American Engineering Record

- State Historic Preservation Office
 - Other State agency
 - Federal agency
 - Local government
 - University
 - Other
- Name of repository:
Tennessee Historical Commission

Speedway Terrace Historic District

Name of Property

Memphis, Shelby Co., TN

County and State

10. Geographical Data

Acreage of Property:

USGS Quad Map Name: Northwest Memphis

UTM References:	Zone	Easting	Northing	Zone	Easting	Northing
	1 16	772220	3894470	3 16	771400	3893810
	2 16	772140	3893800	4 16	771400	3894580

See continuation sheet.

Verbal Boundary Description: See continuation sheet.**Boundary Justification:** See continuation sheet.**11. Form Prepared By**

name/title: John Linn Hopkins & Marsha R. Oates

organization: Hopkins & Associates date: June 1998

street & number: 974 Philadelphia Street telephone: (901) 278-5186

city or town: Memphis state: TN zip code: 38104

Property Owner

name: Multiple - more than fifty

street & number: telephone:

city or town: state: zip code:

United States Department of the Interior
National Park Service

National Register of Historic Places Continuation Sheet

Speedway Terrace Historic District
Memphis, Shelby County, TN

Section number 7 Page 1

NARRATIVE DESCRIPTION

The Speedway Terrace Historic District is a significant, mixed residential area of 492 structures built between ca. 1905 and ca. 1945; of these, 330 are principal structures which contribute to the significance of the proposed district. The neighborhood is generally bounded by Interstate 240 on the west, Jackson Avenue on the north, Watkins Street on the east, and the former Louisville & Nashville Railroad (L&N) right of way on the south, located in the area generally referred to as Midtown in Memphis, Shelby County, Tennessee.

The topography of the district is generally flat, gently rising from west to east. Subdivision development overlaid on this minimal topography required few streets to be cut into the slopes. The result was that few of the blocks and lots in the district were provided with lawn terraces of any significant height for the setting of residences, unlike many other historic neighborhoods in Memphis.

The landscape character of the district is notable for its plantings of mature trees along streets and in yards; there are a few areas of the district where the tree canopy spans the street. Varieties of street and yard trees found in the district include red and white oak, red gum, magnolia, tulip poplar, sycamore, and red maple. Individual yards vary in their landscape character, but many are planted with ornamental shrubs and trees including holly, crepe myrtle, mahonia, red bud, dogwood, and box wood.

The street pattern in the district is mostly composed of a regular grid of streets and avenues laid out to create rectangular blocks with the longitudinal axis running east-west. Most blocks were bisected along the longitudinal axis with an alley; only a few of the longest blocks were also developed with irregularly-placed latitudinal north-south alleys. Street widths internal to the district range in width from 60' to 75', with the exception of Tutwiler Avenue, a 100' wide median-divided avenue at center in the district; and, North Parkway, a 160' wide, median-divided thoroughfare. Both were developed as City Beautiful Movement-inspired linear parks, with North Parkway being developed by the public as part of the Memphis Park and Parkway System (NR 7/03/1989). The right of way for North Parkway drops below grade before reaching Watkins Street and makes a shallow S-curve to pass beneath the L&N Railroad at this intersection, a roadway improvement first developed ca. 1920-25.

The pattern of individual lots within the district varies little, a condition created by the platting of the streets and most blocks by one subdivision developer. In general terms, lots within the district are rectangular in shape with frontages that range from 40' to 60'; lot depths also generally range from 150' to 210'. There are exceptions to this pattern, which include the blocks between North Parkway and the L&N Railroad along Forrest Avenue. Forrest Avenue was designed with an elongated curve

United States Department of the Interior
National Park Service

National Register of Historic Places
Continuation Sheet

Speedway Terrace Historic District
Memphis, Shelby County, TN

Section number 7 Page 2

between Bellevue and Claybrook streets to provide developable lots in this area of the district where the alignment of the L&N Railroad ran at an acute angle to the street grid.

The architectural character of the district is defined by a variety of early twentieth century styles and traditional plan types. The house types found in the district include the bungalow, the composite cottage, the modified composite cottage, the modified shotgun, the four-square, the English cottage and their variants. Architectural styles applied to these structures includes the Queen Anne, the Colonial Revival, the Craftsman, and the Minimal Traditional. There are groups of houses which exhibit characteristics of "pattern" architecture as the result of their development by a single developer/builder, notably, the group of bungalows built between 1189 and 1285 Forrest Avenue developed by William Cullen Chandler beginning ca. 1922. Other examples of repetitive house plans developed in the neighborhood represent much smaller groups of properties than the area developed by Chandler.

The properties to be found in the district are described in the following inventory. Structures built during the period of significance which retain their architectural integrity contribute to the district's historical character and are labeled (C). Structures built after the period of significance, or those which have been so altered as to have lost their architectural integrity, do not contribute to the district's character and are labeled (NC).

INVENTORY OF STRUCTURES

NORTH BELLEVUE

01 507-13 N. BELLEVUE C Two-story, six-bay, brick veneer quadruplex with Craftsman influence, built ca. 1925. Flat roof behind parapet with coping, covered with built-up asphalt roofing. Windows are 1/1 double-hung sashes. Partial-width, hip roof porch supported by stuccoed piers. Entrances contain Craftsman cottage doors.

02 517-19 N. BELLEVUE C One-story, six-bay, brick veneer duplex bungalow with Craftsman influence, built ca. 1925. Side gable with exposed rafter tails, covered with asphalt shingles. Windows are 1/1 double-hung sashes. Partial-width, gable roof porch supported by brick piers with an open brick balustrade. Entrance has a Colonial Revival cottage door.

03 601 N. BELLEVUE C Two-story, five-bay, brick masonry church sanctuary with Classical Revival influence, built ca. 1915, with attached two-story, six-bay brick masonry educational wing; and attached two-story, four-bay "new" sanctuary with Colonial Revival influence, built in 1954. Original sanctuary has gable roof behind a parapet wall with architrave, frieze and acroteria, covered with built-up asphalt roofing. Windows are 1-1 casements, and 1/1 double-hung sashes in educational wing. Projecting portico with entablature and frieze supported by columns with Doric capitals on raised bases. Entrances have three-pane double doors. New sanctuary with flat roof behind parapet wall and new side tower with spire. Windows are 1/1 double-hung sashes. Partial width engaged pediment supported by box columns. Entrance set within entablature with segmental pediment, and has a single-light, single-panel double door with a two-panel blind transom.

United States Department of the Interior
National Park Service

National Register of Historic Places
Continuation Sheet

Speedway Terrace Historic District
Memphis, Shelby County, TN

Section number 7 Page 3

CLAYBROOK STREET

04 566-68 CLAYBROOK C One-story, three-bay, brick veneer duplex double-pile cottage with Colonial Revival influence, built ca. 1940. Side gable with gable-roofed dormers and box cornice, covered with asphalt shingles. Windows are 8/8 double-hung sashes. Entrance covered by a gable roof hood supported by knee brackets, and has a replacement slab door.

05 576 CLAYBROOK NC One-story, four-bay, cottage with no influence, built ca. 1920, and altered ca. 1960. Gable roofs with exposed rafter tails, covered with asphalt shingles. Exterior walls covered with permastone. Windows are 1/1 double-hung sashes. Entrance has a replacement six-panel door.

06 605 CLAYBROOK C One-story, four-bay, brick veneer bungalow with Craftsman influence, built ca. 1925. Side gable with exposed rafter tails, covered with asphalt shingles. Windows are Craftsman 3/1 double-hung sashes, some in pairs, and 12/9 double-hung sashes. Partial-width, gable roof porch supported by brick piers. Entrance has a Colonial Revival cottage door.

07 609 CLAYBROOK C One-story, four-bay, brick veneer duplex bungalow with Craftsman influence, built ca. 1925. Gable roofs with exposed rafter tails, covered with asphalt shingles. Windows are Craftsman 3/1 double-hung sashes, some in pairs, and 12/9 double-hung sashes. Partial-width, gable roof porch supported by brick piers. Entrance has a Colonial Revival cottage door.

08 610 CLAYBROOK C One-story, two-bay, frame, former back house with Craftsman influence, built ca. 1925. Hip roofs with exposed rafter tails, covered with asphalt shingles. Exterior walls covered with vinyl siding. Windows are 8/8 double-hung sashes. Entrance has a Craftsman cottage door.

09 656 CLAYBROOK C One-story, two-bay, brick veneer cottage with Craftsman influence, built ca. 1925. Hip roof with box cornice, covered with asphalt shingles. Windows are Craftsman 3/1 double-hung sashes, some in pairs. Partial-width, undercut porch supported by brick piers. Entrance has a six-panel door.

FAXON AVENUE

10 1153 FAXON C One-story, two-bay, stucco veneer bungalow with Craftsman influence, built ca. 1915. Hip roof with hip-roofed dormers and exposed rafter tails, covered with asphalt shingles. Windows are 1/1 double-hung sashes. Full-width, undercut porch supported by stuccoed piers. Entrances contain replacement slab door, one with a single-light transom and full-length, single-light sidelights.

Garage, ca. 1920. One-story, one-bay, stucco veneer, hip roof. (C)

11 1159 FAXON C One-story, two-bay, stucco veneer bungalow with Craftsman influence, built ca. 1915. Gable roof with jerkinhead with exposed rafter tails, covered with asphalt shingles. Windows are Craftsman multi-light/1 double-hung sashes, some in banks of four. Partial-width, gable and jerkinhead roof porch supported by boxed columns on stone bases with an open stone balustrade. Entrance has a Craftsman cottage door, with single-light transom and 1/4-length, multi-light sidelights.

United States Department of the Interior
National Park Service

National Register of Historic Places Continuation Sheet

Speedway Terrace Historic District
Memphis, Shelby County, TN

Section number 7 Page 4

12 1163 FAXON C Two-story, two-bay, frame modified four-square with Craftsman influence, built ca. 1915. Side gable with gable-roofed dormers and exposed rafter tails, covered with asphalt shingles. Exterior walls covered with weatherboard siding. Windows are Craftsman 9/1 double-hung sashes, some in pairs. Full-width, flat and hip roof porch supported by boxed weatherboard piers with a closed weatherboard balustrade. Entrance has a Craftsman cottage door, with multi-light transom and 1/2-length, multi-light sidelights.

Garage, ca. 1920. One-story, one-bay, frame, hip roof, weatherboard siding. (C)

13 1169 FAXON C One-story, two-bay, brick veneer bungalow with Craftsman influence, built ca. 1920. Gable with exposed rafter tails, covered with asphalt shingles. Windows are Craftsman 4/1 double-hung sashes, some in pairs. Partial-width, gable roof porch supported by boxed columns raised on bases. Entrance has a single-light door, with multi-light transom and 3/4-length, multi-light sidelights.

Garage, ca. 1950. One-story, two-bay, frame, gable and hip roof, novelty siding. (NC)

14 1173 FAXON C One story, two-bay, brick veneer bungalow with Craftsman influence, built ca. 1925. Gable roof with exposed rafter tails, covered with asphalt shingles. Windows are 1/1 double-hung sashes, some in pairs. Full-width porch and porte cochère covered by flat and hip roof, supported by battered brick piers, with an open brick balustrade. Entrance has a replacement slab door, with 3/4-length, multi-light sidelights.

Garage/carport, ca. 1950. One-story, one-bay, frame, hip roof novelty siding, wrought iron posts. (NC)

15 1179 FAXON C One-story, three-bay, brick veneer bungalow with Craftsman influence, built ca. 1920. Gable roof with jerkinhead and exposed rafter tails, covered with asphalt shingles. Windows are 1/1 double-hung sashes, some in pairs. Full-width, flat and hip roof porch supported by brick piers with a closed brick balustrade. Entrance has a Craftsman cottage door, with multi-light transom and 3/4-length, single-light sidelights.

Garage, ca. 1920. One-story, one-bay, frame, gable roof, novelty siding. (C)

16 1188 FAXON C Two-story, two-bay, frame modified four-square with Dutch Colonial Revival influence, built ca. 1910. Cross gambrel roof with box cornice, covered with asphalt shingles. Exterior walls covered with weatherboard siding. Windows are 9/1 double-hung sashes, some in pairs. Full-width, hip roof porch supported by columns with Doric capitals. Entrance has a single-light door, with multi-light transom and 3/4-length, single-light sidelights.

17 1192 FAXON C One-story, four-bay, brick veneer bungalow with Craftsman influence, built ca. 1915. Hip roof with shed-roofed dormers and box cornice, covered with asphalt shingles. Windows are 20/1 and 9/1 double-hung sashes. Partial-width, gable and jerkinhead roof porch supported by brick piers with a closed brick balustrade. Entrance has a Craftsman cottage door with a single-light transom.

18 1198 FAXON C Two-story, three-bay, frame four-square with Colonial Revival influence, built ca. 1915. Hip roof with shed-roofed dormers and box cornice, covered with asphalt shingles. Exterior walls covered with weatherboard siding on the first floor, wood shingles on the second. Windows are 1/1 double-hung sashes, some in pairs. Full-width, hip roof porch supported by boxed columns with a block spindle balustrade. Entrance has a single-light door.

United States Department of the Interior
National Park Service

National Register of Historic Places Continuation Sheet

Speedway Terrace Historic District
Memphis, Shelby County, TN

Section number 7 Page 5

19 1202 FAXON C One-story, three-bay, frame bungalow with Craftsman influence, built ca. 1915. Gable roof with shed-roofed dormers and exposed rafter tails, covered with asphalt shingles. Exterior walls covered with bevel siding. Windows are 9/1 double-hung sashes, some in pairs. Partial-width, gable roof porch supported by battered brick piers. Entrance has a replacement slab door with a ghost transom and 3/4-length, multi-light sidelights.

20 1203 FAXON C One-story, three-bay, brick veneer bungalow with Craftsman influence, built ca. 1925. Gable roof with exposed rafter tails, covered with asphalt shingles. Windows are 1/1 double-hung sashes, some in pairs. Full-width flat and hip roofed porch and porte cochère, supported by wrought iron posts raised on a closed brick balustrade. Entrance has a Craftsman cottage door with a multi-light transom.

Shed, ca. 1960. One-story, two-bay, frame, gable roof, vinyl siding, 1-1 sliding metal sash windows. (NC)

21 1206 FAXON C One-story, three-bay, frame modified shotgun with Colonial Revival influence, built ca. 1915. Gable roof with exposed rafter tails, covered with asphalt shingles. Extwith aluminum siding. Windows are 1/1 double-hung sashes. Full-width, hip and gable roof porch supported by wrought iron posts. Entrance has a single-light door, with multi-light transom and 1/4-length, multi-light sidelights.

22 1209 FAXON C One-story, three-bay, brick veneer bungalow with Craftsman influence, built ca. 1925. Gable roof with jerkinhead and exposed rafter tails, covered with asphalt shingles. Windows are Craftsman multi-light/1 double-hung sashes. Full-width, flat and hip roof porch supported by brick piers, with a closed brick balustrade. Entrance has a Craftsman cottage door, with multi-light transom and 1/4-length, multi-light sidelights.

23 1212-14 FAXON C One-story, four-bay, brick veneer double shotgun with Craftsman influence, built ca. 1925. Gable roof with shed-roofed dormers and exposed rafter tails, covered with asphalt shingles. Windows are 1/1 double-hung sashes, some in pairs. Two, partial-width, gable roof porches supported by brick piers, with a closed brick balustrade. Entrances have Craftsman cottage doors.

24 1215 FAXON C One-story, two-bay, brick veneer bungalow with Craftsman influence, built ca. 1920. Gable roof with jerkinhead and exposed rafter tails, covered with asphalt shingles. Windows are 1/1 double-hung sashes and one single-light fixed replacement light. Full-width, flat and hip roof porch supported by wrought iron posts raised on a closed brick balustrade. Entrance has a Colonial Revival cottage door with ghost transom and sidelights.

25 1218 FAXON C One-story, three-bay, brick veneer bungalow with Craftsman influence, built ca. 1925. Side gable roof with box cornice, covered with asphalt shingles. Windows are 6/1 double-hung sashes, some in pairs. Partial-width, gable roof porch supported by brick piers with a closed brick balustrade. Entrance has a Craftsman cottage door.

Carport/garage, ca. 1970. One-story, one-bay, frame, gable roof, novelty siding. (NC)

26 1221 FAXON NC Two-story, two-bay, frame four-square with Colonial Revival influence, built ca. 1915, significantly altered ca. 1997. Hip roof with hip-roofed dormers and box cornice, covered with asphalt shingles. Exterior walls covered with vinyl siding. Windows are 1/1 double-hung sashes, some in pairs; some replaced with multi-light fixed, others enclosed. Partial-width, flat roof porch supported by columns with Doric capitals. Entrance has a Colonial Revival cottage door with multi-light transom and 3/4-length, single-light sidelights.

United States Department of the Interior
National Park Service

National Register of Historic Places
Continuation Sheet

Speedway Terrace Historic District
Memphis, Shelby County, TN

Section number 7 Page 6

27 1224 FAXON C One-story, three-bay, frame composite cottage with Colonial Revival influence, built ca. 1915. Complex hip and gable roof with box cornice, covered with asphalt shingles. Exterior walls covered with weatherboard siding. Windows are 1/1 double-hung sashes. L-plan, hip roof porch supported by cast stone columns with Doric capitals raised on bases. Entrances contain single-light doors, one with a single-light transom and 3/4-length, single-light sidelights.

28 1225 FAXON C Two-story, two-bay, frame four-square with Craftsman influence, built ca. 1925. Hip roof with hip-roofed dormers and box cornice, covered with asphalt shingles. Exterior walls covered with asbestos siding. Windows are 1/1 double-hung sashes, some in pairs. Partial-width, hip roof porch supported by box columns. Entrance has a single-light door.

29 1228 FAXON C One and one-half story, two-bay, brick veneer bungalow with Craftsman influence, built ca. 1925. Side gable with gable-roofed dormers and exposed rafter tails, covered with asphalt shingles. Windows are 1/1 double-hung sashes, some in threes. Full-width, undercut porch supported by brick piers with a closed brick balustrade. Entrance has a replacement slab door with a single-light transom and 3/4-length, single-light sidelights.

30 1229 FAXON C One and one-half story, two-bay, stucco veneer bungalow with Craftsman influence, built ca. 1920. Side gable with exposed rafter tails, covered with asphalt shingles. Windows are 1/1 double-hung sashes, some in pairs. Full-width, shed roof porch supported by battered brick piers. Entrance has a replacement slab door, with 3/4-length, single-light sidelights.

31 1234 FAXON C One and one-half story, three-bay, brick veneer airplane bungalow with Craftsman influence, built ca. 1925. Side gable with box cornice, covered with asphalt shingles. Windows are Craftsman 3/1 double-hung sashes. Partial-width, gable roof porch supported by brick piers, with a closed brick balustrade. Entrance has a Craftsman multi-light door.

32 1235 FAXON C One-story, three-bay, brick veneer bungalow with Craftsman influence, built ca. 1925. Gable roof with box cornice, covered with asphalt shingles. Windows are Craftsman multi-light/1 double-hung sashes, some in pairs. Full-width, flat and hip roof porch supported by brick piers, with a closed brick balustrade. Entrance has a single-light door, with 3/4-length, multi-light sidelights.

33 1246-48 FAXON C Two-story, two-bay, frame four-square with Colonial Revival influence, built ca. 1915. Hip roof with hip-roofed dormers and box cornice, covered with asphalt shingles. Exterior walls covered with weatherboard siding. Windows are 1/1 double-hung sashes, some in pairs. L-plan, hip roof porch supported by columns with Doric capitals raised on bases. Entrances contain replacement slab doors, with single-light transoms.

34 1251 FAXON C One-story, three bay, brick veneer bungalow with Craftsman influence, built ca. 1925. Gable roof with box cornice, covered with asphalt shingles. Windows are 1/1 double-hung sashes. Full-width, flat and hip roof porch supported by brick piers with a closed brick balustrade. Entrance has a single-light door.

35 1252 FAXON C Two-story, two-bay, frame four-square with Colonial Revival influence, built ca. 1915. Hip roof with hip-roofed dormers and box cornice, covered with asphalt shingles. Exterior walls covered with weatherboard siding. Windows are 1/1 double-hung sashes. Partial-width, hip roof porch supported by box columns raised on bases. Entrance has a single-light door, with a single-light transom and 3/4-length, single-light sidelights.

United States Department of the Interior
National Park Service

National Register of Historic Places
Continuation Sheet

Speedway Terrace Historic District
Memphis, Shelby County, TN

Section number 7 Page 7

36 1255-57 FAXON NC One-story, three-bay, frame bungalow with Craftsman influence, built ca. 1925, and significantly altered ca. 1997 with a side, two-bay addition. Gable and hip roof with exposed rafter tails, covered with asphalt shingles. Exterior walls covered with asbestos shingles and an added brick wainscot. Windows are 1/1 double-hung sashes, some in pairs. Partial-width, gable roof porch supported by battered piers raised on bases. Entrance has a replacement slab door.

37 1256 FAXON C One-story, two-bay, brick veneer bungalow with Craftsman influence, built ca. 1925. Gable roof with jerkinhead and exposed rafter tails, covered with asphalt shingles. Windows are 1/1 double-hung sashes, some in pairs. Full-width, flat and hip roof porch supported by stone piers. Entrance has a single-light door, with multi-light transom and 3/4-length, single-light sidelights.

Garage, ca. 1925. One-story, one-bay, frame, gable roof, novelty siding. (C)

38 1262 FAXON C One-story, two-bay, frame bungalow with Craftsman influence, built ca. 1920. Hip roof with gable-roofed dormers and exposed rafter tails, covered with asphalt shingles. Exterior walls covered with weatherboard siding. Windows are 1/1 double-hung sashes, some in pairs. Full-width, undercut porch supported by box columns. Entrance has a single-light door, with a single-light transom and 3/4-length, single-light sidelights.

Garage, ca. 1920. One-story, one-bay, frame, hip roof, weatherboard siding. (C)

39 1263 FAXON C One-story, three-bay, frame bungalow with Craftsman influence, built ca. 1915. Hip roof with hip-roofed dormers and exposed rafter tails, covered with asphalt shingles. Exterior walls covered with asbestos shingles. Windows are 1/1 double-hung sashes. Partial-width, shed roof porch supported by box columns. Entrance has a single-light door, with a single-light transom.

40 1266 FAXON C One-story, two-bay, stucco veneer bungalow with Craftsman influence, built ca. 1925. Gable roof with jerkinhead and box cornice, covered with asphalt shingles. Windows are Craftsman multi-light/1 double-hung sashes. Full-width, gable and jerkinhead roof porch supported by stone piers; a shed roofed carport added to one side ca. 1970. Entrance has a Craftsman cottage door, with a multi-light transom.

41 1267 FAXON C One-story, three-bay, brick veneer bungalow with Craftsman influence, built ca. 1925. Gable roofs with jerkinhead and exposed rafter tails, covered with asphalt shingles. Windows are 6/1 double-hung sashes. Full-width, gable and jerkinhead roof porch supported by brick piers with a closed brick balustrade. Entrance has a Craftsman cottage door, with a multi-light transom.

42 1271 FAXON C One-story, two-bay, brick veneer bungalow with Craftsman influence, built ca. 1925. Gable roof with exposed rafter tails, covered with asphalt shingles. Windows are 1/1 double-hung sashes, some in pairs. Partial-width porch and porte cochère covered by a gable roofs, supported by brick piers, with a closed brick balustrade. Entrance has a Craftsman cottage door, with 1/4-length, multi-light sidelights.

43 1272 FAXON C One-story, two-bay, brick veneer bungalow with Craftsman influence, built ca. 1925. Gable roof with jerkinhead and box cornice, covered with asphalt shingles. Windows are 1/1 double-hung sashes, some in pairs. Full-width, flat and hip roof porch supported by brick piers, with a closed brick balustrade. Entrance has a single-light door with a multi-light transom and 3/4-length, single-light sidelights.

United States Department of the Interior
National Park Service

National Register of Historic Places
Continuation Sheet

Speedway Terrace Historic District
Memphis, Shelby County, TN

Section number 7 Page 8

44 1276 FAXON C One-story, two-bay, brick veneer airplane bungalow with Craftsman influence, built ca. 1925. Complex gable roof with gable-roofed dormers and exposed rafter tails, covered with asphalt shingles. Windows are 1/1 double-hung sashes. Partial-width, undercut porch supported by brick piers, with a closed brick balustrade, partially enclosed. Entrance has a single-light door, with 1/2-length, single-light sidelights.

45 1277-79 FAXON C One-story, three-bay, brick veneer bungalow with Craftsman influence, built ca. 1920. Gable roof with jerkinhead and exposed rafter tails, covered with asphalt shingles. Windows are 1/1 double-hung sashes. Full-width porch and porte cochère covered with a gable and jerkinhead roof, supported by brick piers with a closed brick balustrade. Entrance has a multi-light door, with a multi-light transom and blind sidelights, and a Craftsman cottage door with a single-light transom.

46 1280 FAXON C One-story, two-bay, stucco veneer bungalow with Craftsman influence, built ca. 1920. Gable roof with exposed rafter tails, covered with asphalt shingles. Windows are 1/1 double-hung sashes, some in pairs. Full-width porch and porte cochère covered with a flat and hip roof porch supported by brick piers with an open brick balustrade. Entrance has a Craftsman cottage door, with 1/4-length, multi-light sidelights.

47 1281 FAXON C One-story, three-bay, brick veneer bungalow with Craftsman influence, built ca. 1925. Hip roof with exposed rafter tails, covered with asphalt shingles. Windows are 1/1 double-hung sashes. Partial-width, gable and jerkinhead roof porch supported by brick piers. Entrance has a Craftsman cottage door, with a single-light transom and 3/4-length, single-light sidelights.

48 1286 FAXON C One-story, two-bay, frame bungalow with Craftsman influence, built ca. 1920. Gable roof with jerkinhead and exposed rafter tails, covered with asphalt shingles. Exterior walls covered with weatherboard siding. Windows are 1/1 double-hung sashes. Full-width porch and porte cochère covered with a flat and hip roof, supported by brick piers with a closed brick balustrade. Entrance has a six-panel door.

49 1287 FAXON C One-story, three-bay, brick veneer English cottage with Tudor Revival influence, built ca. 1935. Side gable with exposed rafter tails, covered with asphalt shingles. Windows are 6/6 double-hung sashes. Added full-width, shed-roofed porch supported with metal poles. Entrance set in gable-front vestibule has a Craftsman cottage door.

50 1290-92 FAXON C One-story, three-bay, frame bungalow with Craftsman influence, built ca. 1920. Gable roof with jerkinhead and exposed rafter tails, covered with asphalt shingles. Exterior walls covered with asbestos shingles. Windows are 1/1 double-hung sashes. Partial-width, flat and hip roof porch supported by battered stone piers. Entrance has a Colonial Revival cottage door, with a multi-light transom and 1/2-length, single-light sidelights.

51 1291 FAXON C One-story, three-bay, brick veneer bungalow with Craftsman influence, built ca. 1925. Gable roof with box cornice, covered with asphalt shingles. Windows are Craftsman 3/1 double-hung sashes. Full-width, gable and hip roof porch supported by brick piers, with a closed brick balustrade. Entrance has a Craftsman cottage door, and a multi-light double-door.

Garage, ca. 1960. One-story, two-bay, brick masonry, gable roof. (NC)

52 1295 FAXON C One-story, three-bay, brick veneer bungalow with Craftsman influence, built ca. 1920. Gable and hip roof with exposed rafter tails, covered with asphalt shingles. Windows are 1/1 double-hung sashes, some in pairs. Full-width, hip and gable roof porch supported by stone piers, with a closed brick balustrade. Entrance has a Craftsman cottage door.

Garage, ca. 1930. One-story, one-bay, frame, hip roof, weatherboard siding. (C)

United States Department of the Interior
National Park Service

National Register of Historic Places
Continuation Sheet

Speedway Terrace Historic District
Memphis, Shelby County, TN

Section number 7 Page 9

53 1304 FAXON C One-story, five-bay, brick veneer bungalow with Craftsman influence, built ca. 1925. Side gable with exposed rafter tails, covered with asphalt shingles. Windows are 1/1 double-hung sashes, some in pairs. Partial-width, gable and jerkinhead roof porch supported by battered piers raised on bases, partially enclosed. Entrance has a single-light door, with 1/4-length, multi-light sidelights.

54 1305 FAXON C One-story, three, brick veneer bungalow with Craftsman influence, built ca. 1925. Gable roof with exposed rafter tails, covered with asphalt shingles. Windows are 6/1 double-hung sashes. Full-width, flat and hip roof porch supported by brick piers, with a closed brick balustrade. Entrance has a Craftsman cottage door.

Garage, ca. 1925, altered with carport ca. 1960. One-story, two-bay, frame, gable and hip roof, novelty siding, wrought iron posts. (NC)

55 1310-12 FAXON NC One-story, two-bay, frame, duplex double-pile cottage with Craftsman influence, built ca. 1925 and altered significantly ca. 1960. Gable roof with box cornice, covered with asphalt shingles. Exterior walls covered with asbestos shingles. Windows are Craftsman 3/1 double-hung sashes. Two, one-bay wide, gable roof porches supported by wrought iron posts. Entrances contain replacement slab doors.

Garage, ca. 1960. One-story, two-bay, frame, gable roof, stucco veneer. (NC)

56 1314-16 FAXON C One-story, two-bay, stucco veneer bungalow with Craftsman influence, built ca. 1925. Hip roof with hip-roofed dormers and exposed rafter tails, covered with asphalt shingles. Windows are 1/1 double-hung sashes. Full-width, undercut porch supported by brick piers. Entrances contain Craftsman cottage doors, one with 1/4-length, multi-light sidelights.

Garage/quarters, ca. 1960. Two-story, two-bay, frame, gable roof, asbestos siding, 1/1 double-hung sashes. (NC)

57 1315 FAXON C One-story, two-bay, brick veneer bungalow with Craftsman influence, built ca. 1925. Gable roof with box cornice, covered with asphalt shingles. Windows are 1/1 double-hung sashes, some in threes. Partial-width porch and porte cochère covered with a flat and hip roof, supported by battered brick piers, with an open brick balustrade. Entrance has a replacement slab door, with full-length, single-light sidelights.

58 1320 FAXON NC One-story, two-bay, stucco veneer bungalow with Craftsman influence, built ca. 1925, significantly altered ca. 1960. Hip roof with gable-roofed dormers and exposed rafter tails, covered with asphalt shingles. Windows are 1/1 double-hung sashes. Partial-width, undercut porch supported by battered piers raised on bases. Relocated entrance has a Craftsman cottage door.

59 1321 FAXON C One and one-half story, two-bay, stucco veneer bungalow with Craftsman influence, built ca. 1925. Side gable roof with jerkinhead, shed-roofed dormers and exposed rafter tails, covered with asphalt shingles. Windows are 1/1 double-hung sashes, some in pairs. Full-width, shed roof porch supported by battered stucco piers; side shed roofed carport added ca. 1970. Entrance has a Craftsman cottage door.

Shed, ca. 1925. One-story, one-bay, frame, gable roof, novelty siding. (C)

60 1326 FAXON C One-story, three-bay, brick veneer bungalow with Craftsman influence, built ca. 1925. Gable roof with jerkinhead and exposed rafter tails, covered with asphalt shingles. Windows are 6/1 double-hung sashes. Full-

United States Department of the Interior
National Park Service

National Register of Historic Places
Continuation Sheet

Speedway Terrace Historic District
Memphis, Shelby County, TN

Section number 7 Page 10

width, flat and hip roof porch supported by battered stone piers. Entrance has a craftsman cottage door, with multi-light transom.

61 1327 FAXON C Two-story, three-bay, frame four-square with Craftsman influence, built ca. 1915. Hip roof with hip-roofed dormers and box cornice, covered with asphalt shingles. Exterior walls covered with stucco on first floor, wood shingles on second. Windows are 1/1 double-hung sashes. Partial-width, hip roof porch supported by stuccoed piers. Entrance has a Craftsman cottage door, with a ghost transom and ghost sidelights.

62 1331 FAXON C Two-story, three-bay, frame four-square with Colonial Revival influence, built ca. 1915. Hip roof with hip-roofed dormers and box cornice, covered with asphalt shingles. Exterior walls covered with asbestos shingles. Windows are 1/1 double-hung sashes. Partial-width, hip roof porch supported by paired boxed columns with a closed weatherboard balustrade. Entrance has a replacement slab door, with single-light transom and 1/4-length, multi-light sidelights.

63 1332 FAXON C One-story, two-bay, stucco veneer bungalow with Craftsman influence, built ca. 1915. Gable roof with exposed rafter tails, covered with asphalt shingles. Windows are 1/1 double-hung sashes. Partial-width, gable roof porch supported by stucco piers. Entrance has a Craftsman cottage door, with a multi-light transom and 1/4-length, multi-light sidelights.

64 1334 FAXON C One-story, three-bay, frame bungalow with Craftsman influence, built ca. 1915. Hip roof with hip-roofed dormers and exposed rafter tails, covered with asphalt shingles. Exterior walls covered with vinyl siding. Windows are 1/1 double-hung sashes. Partial-width, hip roof porch supported by brick piers, with an open brick balustrade. Entrances contain multi-light doors, with single-light transoms.

65 1335-37 FAXON C One-story, four-bay, stucco veneer airplane bungalow with Craftsman influence, built ca. 1915. Hip roof with exposed rafter tails, covered with asphalt shingles. Windows are Craftsman multi-light/1 double-hung sashes. Full-width, undercut porch supported by columns with Doric capitals. Entrances contain Craftsman cottage doors, with single-light transoms.

66 1340 FAXON C One-story, three-bay, brick veneer bungalow with Craftsman influence, built ca. 1925. Gable roof with jerkinhead and box cornice, covered with asphalt shingles. Windows are Craftsman 3/1 double-hung sashes. Full-width porch and porte cochère covered with a flat and hip roof, supported by battered stone piers with a closed stone balustrade. Entrance has a multi-light door, with a multi-light transom and full-length, single-light sidelights, and a multi-light double door.

67 1341 FAXON C One-story, three-bay, brick veneer bungalow with Craftsman influence, built ca. 1925. Gable roof with jerkinhead and exposed rafter tails, covered with asphalt shingles. Windows are Craftsman multi-light/1 double-hung sashes. Full-width porch and porte cochère covered with a flat and hip roof, supported by brick piers, with a closed brick balustrade. Entrance has a replacement slab door.

68 1346 FAXON C One-story, three-bay, brick veneer bungalow with Craftsman influence, built ca. 1925. Gable roof with jerkinhead and exposed rafter tails, covered with asphalt shingles. Windows are 1/1 double-hung sashes. Full-width, flat and hip roof porch supported by brick piers, with a closed brick balustrade. Entrance has a Craftsman cottage door, with 3/4-length, single-light sidelights.

Garage, ca. 1925. One-story, one-bay, frame, gable roof, weatherboard siding. (C)

69 1347 FAXON C One-story, three-bay, frame bungalow with Craftsman influence, built ca. 1915. Hip roof with shed-roofed dormers and exposed rafter tails, covered with asphalt shingles. Exterior walls covered with weatherboard

United States Department of the Interior
National Park Service

National Register of Historic Places
Continuation Sheet

Speedway Terrace Historic District
Memphis, Shelby County, TN

Section number 7 Page 11

siding. Windows are Craftsman multi-light/1 double-hung sashes. L-plan, shed roof porch supported by box columns raised on a closed stucco balustrade. Entrance has a Craftsman cottage door, with a single-light transom and full-length, multi-light sidelights.

70 1351 FAXON C One-story, two-bay, stucco veneer bungalow with Craftsman influence, built ca. 1915. Hip roof with hip-roofed dormers and exposed rafter tails, covered with asphalt shingles. Windows are 1/1 double-hung sashes. Full-width, undercut porch supported by stucco piers. Entrance has a single-light door, with a single-light transom and 3/4-length, single-light sidelights.

71 1352 FAXON C One and one-half story, two-bay, brick veneer airplane bungalow with Craftsman influence, built ca. 1925. Gable roof with jerkinhead and exposed rafter tails, covered with asphalt shingles. Windows are Craftsman multi-light/1 double-hung sashes. Partial-width porch and porte cochère, covered by a gable and jerkinhead roof, supported by battered stone piers, with an open stone balustrade. Entrance has a Craftsman cottage door, with a multi-light transom and 3/4-length, single-light sidelights.

72 1356-58 FAXON C One-story, four-bay, brick veneer double shotgun with Craftsman influence, built ca. 1925. Gable roof with exposed rafter tails, covered with asphalt shingles. Windows are 1/1 double-hung sashes. Two, partial-width, gable roof porches supported by brick piers, with closed brick balustrades. Entrance has a single-light replacement door.

73 1357-59 FAXON C One-story, three bay, brick veneer airplane bungalow with Craftsman influence, built ca. 1920. Gable roof with jerkinhead and box cornice, covered with asphalt shingles. Windows are 1/1 double-hung sashes. Full-width, flat and hip roof porch supported by brick piers, with a closed brick balustrade. Entrance has a Craftsman cottage door, with a ghost transom and 3/4-length, single-light sidelights, and side multi-light door.

74 1360 FAXON C One-story, four-bay, frame double-pile cottage with Colonial Revival influence, built ca. 1915. Gable roof with box cornice, covered with asphalt shingles. Exterior walls covered with weatherboard siding. Windows are 1/1 double-hung sashes. Partial-width porch and porte cochère covered by a flat and hip roof, supported by boxed columns. Entrance has a Craftsman cottage door.

75 1363 FAXON C One-story, two-bay, brick veneer bungalow with Craftsman influence, built ca. 1915. Gable roof with exposed rafter tails, covered with asphalt shingles. Windows are 1/1 double-hung sashes, some in pairs; some replaced with single-light, fixed sashes. L-plan, gable and shed roof porch supported by brick piers. Entrance has a replacement slab door, with a multi-light transom and 1/4-length, multi-light sidelights.

Carport, ca. 1980. One-story, one-bay, frame, shed roof. (NC)

76 1364 FAXON C One and one-half story, three-bay, brick veneer bungalow with Craftsman influence, built ca. 1925. Side gable with exposed rafter tails, covered with asphalt shingles. Windows are 9/1 double-hung sashes. Partial-width, undercut porch supported by brick piers enclosed with jalousie lights. Entrance has a jalousie door.

77 1367 FAXON C One-story, three-bay, brick veneer bungalow with Craftsman influence, built ca. 1920. Gable roof with jerkinhead, gable roofed dormers and box cornice, covered with asphalt shingles. Windows are 1/1 double-hung sashes. Full-width, flat and hip roof porch supported by brick piers, with a closed brick balustrade. Entrance has a single-light door, with a multi-light transom and full-length, single-light sidelights.

78 1370 FAXON C One-story, three-bay, brick veneer bungalow with Craftsman influence, built ca. 1925. Gable roof with jerkinhead and box cornice, covered with asphalt shingles. Windows are Craftsman multi-light/1 double-hung sashes.

United States Department of the Interior
National Park Service

National Register of Historic Places Continuation Sheet

Speedway Terrace Historic District
Memphis, Shelby County, TN

Section number 7 Page 12

Partial-width porch and porte cochère covered with flat and hip roof, supported by brick piers. Entrance has a Craftsman cottage door.

Garage, ca. 1950. One-story, two-bay, frame, gable roof, weatherboard siding. (NC)

79 1373 FAXON C Two-story, three-bay, stucco veneer four-square with Craftsman influence, built ca. 1915. Hip roof with hip-roofed dormers and exposed rafter tails, covered with asphalt shingles. Windows are 1/1 double-hung sashes. Full-width, undercut porch supported by over-scale columns. Entrances contain replacement six-panel doors.

80 1374 FAXON C One-story, three-bay, brick veneer bungalow with Craftsman influence, built ca. 1925. Gable roof with jerkinhead and exposed rafter tails, covered with asphalt shingles. Windows are 12/1 double-hung sashes. Partial-width porch and porte cochère covered by a flat and hip roof, supported by brick piers, with a closed brick balustrade. Entrance has a Craftsman cottage door.

81 1375-77 FAXON C One-story, four-bay, brick veneer double shotgun with Craftsman influence, built ca. 1915. Gable roof with exposed rafter tails, covered with asphalt shingles. Windows are 6/1 double-hung sashes. Two, one-bay wide, gable roof porches supported by brick piers, with closed brick balustrades. Entrances contain replacement slab doors.

Garage, ca. 1925. One-story, two-bay, frame, gable roof, weatherboard siding. (C)

82 1380 FAXON C Two-story, three-bay, stucco veneer four-square with Craftsman influence, built ca. 1920. Hip roof with hip-roofed dormers and exposed rafter tails, covered with asphalt shingles. Windows are 1/1 double-hung sashes, some in threes. Full-width, hip roof porch supported by stuccoed piers. Entrance has a single-light door, with a multi-light transom and full-length, single-light sidelights.

Garage, ca. 1920. One-story, one-bay, frame, gable roof, novelty siding. (C)

83 1383 FAXON C One-story, three-bay, brick veneer bungalow with Craftsman influence, built ca. 1925. Side gable with box cornice, covered with asphalt shingles. Windows are Craftsman multi-light/1 double-hung sashes. Full-width, shed roof porch supported by battered brick piers, with an open brick balustrade. Entrance has a Craftsman cottage door.

Garage, ca. 1925, with added carport ca. 1970. One-story, one-bay, frame, gable roof, vinyl siding. (NC)

84 1386 FAXON C One and one-half story, three-bay, stucco veneer bungalow with Craftsman influence, built ca. 1920. Gable roof with hip-roofed dormers and box cornice, covered with asphalt shingles. Windows are 1/1 double-hung sashes, some in threes. L-plan, hip roof porch supported by battered stuccoed piers with a closed stucco balustrade. Entrance has a replacement six-panel door, with a single-light transom.

85 1387 FAXON C One-story, three-bay, brick veneer bungalow with Craftsman influence, built ca. 1925. Gable roof with box cornice, covered with asphalt shingles. Windows are Craftsman 9/1 double-hung sashes, some in pairs. Full-width porch and porte cochère covered by a gable roof supported by brick piers, with an open brick balustrade. Entrance has a Craftsman cottage door, with 3/4-length, single-light sidelights.

FORREST AVENUE

86 1148 FORREST C One-story, three-bay, brick veneer bungalow with Craftsman influence, built ca. 1925. Hip roof with box cornice, covered with asphalt shingles. Windows are 1/1 double-hung sashes. Full-width, flat and hip roof porch supported by battered piers raised on bases. Entrance has a Craftsman cottage door.

United States Department of the Interior
National Park Service

National Register of Historic Places
Continuation Sheet

Speedway Terrace Historic District
Memphis, Shelby County, TN

Section number 7 Page 13

87 1149 FORREST C One-story, three-bay, brick veneer bungalow with Craftsman influence, built ca. 1925. Gable roof with jerkinhead and exposed rafter tails, covered with asphalt shingles. Windows are 1/1 double-hung sashes. Partial-width, hip and gable roof porch supported by battered brick piers, with a closed brick balustrade. Entrance has a replacement slab door.

88 1152 FORREST C One-story, four-bay, brick veneer bungalow with Craftsman influence, built ca. 1925. Gable roof with jerkinhead and box cornice, covered with asphalt shingles. Windows are 1/1 double-hung sashes. Full-width, flat and hip roof porch supported by battered brick piers. Entrance contains a Craftsman cottage door.

Garage, ca. 1940. One-story, one-bay, frame, gable roof, bevel siding. (C)

89 1155 FORREST C One-story, three-bay, brick veneer bungalow with Craftsman influence, built ca. 1925. Gable roof with jerkinhead exposed rafter tails, covered with asphalt shingles. Windows are 1/1 double-hung sashes. Partial-width, flat and hip roof porch supported by stone piers. Entrance has a Craftsman cottage door.

90 1158 FORREST NC One-story, three-bay, frame bungalow with Craftsman influence, built ca. 1915, and altered significantly ca. 1990. Side gable with exposed rafter tails, covered with asphalt shingles. Exterior walls covered with weatherboard siding. Windows are 1/1 double-hung sashes, some in pairs. Full-width, shed roof porch supported by wrought iron posts. Entrance has a multi-light door.

91 1159 FORREST C One-story, three-bay, brick veneer bungalow with Craftsman influence, built ca. 1915. Hip roof with box cornice, covered with asphalt shingles. Windows are 12/1 double-hung sashes. Full-width, undercut porch supported by box columns raised on bases. Entrance has a replacement slab double door.

92 1162 FORREST C One and one-half story, three-bay, brick veneer bungalow with Craftsman influence, built ca. 1915. Side gable roof with shed dormer and box cornice, covered with asphalt shingles. Windows are 12/1 and 1/1 double-hung sashes. Full-width, shed roof porch supported by box columns raised on bases. Entrance has a replacement six-panel door, with a multi-light transom and 1/4-length, multi-light sidelights.

93 1165 FORREST C One-story, three-bay, stucco veneer bungalow with Craftsman influence, built ca. 1915. Hip roof with eyebrow dormers and box cornice, covered with asphalt shingles. Exterior walls have a wainscot of bevel siding. Windows are 6/1 double-hung sashes. Partial-width, hip roof porch with eyebrow dormer, supported by wrought iron posts. Entrance has a Craftsman cottage door, with a single-light transom.

94 1166 FORREST C One and one-half story, three-bay, frame bungalow with Craftsman influence, built ca. 1915. Side gable with exposed rafter tails, covered with asphalt shingles. Exterior walls covered with weatherboard siding. Windows are three-part, single-light casements with multi-light transoms, and 6/1 double-hung sashes. Partial-width, gable roof porch supported by wrought iron posts. Entrance has a replacement six-panel door.

95 1169 FORREST C One-story, three-bay, stucco veneer bungalow with Craftsman influence, built ca. 1915. Hip roof with shed-roofed dormers and exposed rafter tails, covered with asphalt shingles. Windows are 6/1 double-hung sashes. Partial-width, gable roof porch supported by paired box columns. Entrance has a replacement slab door, with a single-light transom, and a side, two-light door with single-light transom.

96 1172 FORREST C One and one-half story, two-bay, stucco veneer bungalow with Craftsman influence, built ca. 1920. Gable roof with jerkinhead, gable-roofed dormers and exposed rafter tails, covered with asphalt shingles. Exterior walls have a wainscot of brick. Windows are Craftsman 3/1 double-hung sashes, some in pairs. Full-width, flat and hip roof porch supported by columns raised on bases. Entrance has a Craftsman cottage door, with single-light transom and full-length, multi-light sidelights.

United States Department of the Interior
National Park Service

National Register of Historic Places
Continuation Sheet

Speedway Terrace Historic District
Memphis, Shelby County, TN

Section number 7 Page 14

97 1173 FORREST C One-story, two-bay, frame bungalow with Craftsman influence, built ca. 1920. Gable roof with jerkinhead and exposed rafter tails, covered with asphalt shingles. Exterior walls covered with asbestos siding. Windows are Craftsman 3/1 double-hung sashes, some in pairs. Partial-width, flat and hip roof porch supported by boxed columns. Entrance has a Craftsman cottage door.

98 1176 FORREST C Two-story, two-bay, frame four-square with Colonial Revival influence, built ca. 1915. Hip roof with box cornice, covered with asphalt shingles. Exterior walls covered with vinyl siding. Windows are 1/1 double-hung sashes. L-plan, hip roof porch supported by box columns raised on bases. Entrance has a single-light door, with a single-light transom and full-length, single-light sidelights.

99 1188 FORREST C One-story, three-bay, brick veneer bungalow with Craftsman influence, built ca. 1920. Side gable with gable-roofed dormers and exposed rafter tails, covered with asphalt shingles. Windows are Craftsman multi-light/1 double-hung sashes, some in pairs. Full-width, shed roof porch supported by brick piers. Entrance has a Craftsman cottage door, with a multi-light transom and 1/2-length, multi-light sidelights.

100 1189 FORREST C One and one-half story, three-bay, stucco veneer airplane bungalow with Craftsman influence, built ca. 1920. Gable roof with jerkinhead and exposed rafter tails, covered with asphalt shingles. Exterior walls have a brick wainscot. Windows are Craftsman multi-light/1 double-hung sashes. Full-width, flat and hip roof porch supported by stone piers and a column with a Doric capital, with a closed stone balustrade. Entrance has a Craftsman cottage door, with a multi-light transom and 1/4-length, single-light sidelights.

101 1193 FORREST C One-story, three-bay, stucco veneer bungalow with Craftsman influence, built ca. 1920. Hip and gable roof with shed-roofed dormers and exposed rafter tails, covered with asphalt shingles. Exterior walls have a brick wainscot. Windows are Craftsman multi-light/1 double-hung sashes. Partial-width, gable roof porch supported by paired box columns raised on bases, with an open brick balustrade. Entrance has a Craftsman cottage door, with a multi-light transom.

Garage, ca. 1930. One-story, one-bay, frame, gable roof, exterior plywood siding. (NC)

102 1197 FORREST NC One-story, four-bay, stucco veneer bungalow with Craftsman influence, built ca. 1920 and significantly altered ca. 1990. Gable roof with box cornice, covered with asphalt shingles. Windows are Craftsman multi-light/1 double-hung sashes. Full-width, flat and hip roof porch supported by replacement turned posts, partially enclosed. Entrance has a Craftsman cottage door, with a multi-light transom.

103 1198 FORREST C One and one-half story, two-bay, stucco veneer airplane bungalow with Craftsman influence, built ca. 1920. Gable roof with jerkinhead and exposed rafter tails, covered with asphalt shingles. Windows are Craftsman multi-light/1 double-hung sashes and 3/1 double-hung sashes. Full-width, hip roof porch supported by battered stone piers, with a stone balustrade. Entrance has a craftsman cottage door.

Shed, ca. 1950. One-story, one-bay, frame, gable roof, asbestos shingles. (NC)

104 1201 FORREST C One and one-half story, three-bay, stucco veneer bungalow with Craftsman influence, built ca. 1920. Gable roof with jerkinhead and exposed rafter tails, covered with asphalt shingles. Windows are Craftsman multi-light/1 double-hung sashes. Full-width, flat and hip roof porch supported by brick piers. Entrance has a Craftsman cottage door, with a multi-light transom.

105 1202 FORREST C One-story, three-bay, stucco veneer bungalow with Craftsman influence, built ca. 1915. Gable roof with jerkinhead and exposed rafter tails, covered with asphalt shingles. Exterior walls have a brick wainscot.

United States Department of the Interior
National Park Service

National Register of Historic Places
Continuation Sheet

Speedway Terrace Historic District
Memphis, Shelby County, TN

Section number 7 Page 15

Windows are Craftsman multi-light/1 double-hung sashes. Full-width, flat and hip roof porch supported by battered stone piers, with an open stone balustrade. Entrance has a Craftsman cottage door, with a multi-light transom and 1/4-length, multi-light sidelights.

Garage/carport, ca. 1960. One-story, one-bay, frame, gable roof, novelty siding, wrought iron posts. (NC)

106 1205 FORREST C One-story, three-bay, stucco veneer bungalow with Craftsman influence, built ca. 1920. Hip roof with gable-roofed dormers and exposed rafter tails, covered with asphalt shingles. Windows are Craftsman multi-light/1 double-hung sashes. Partial-width, gable roof porch supported by paired box columns raised on bases. Entrance has a Craftsman cottage door, with a single-light transom.

Shed, ca. 1930. One-story, one-bay, frame, gable roof, novelty siding. (C)

107 1206 FORREST C One and one-half story, two-bay, stucco veneer bungalow with Craftsman influence, built ca. 1920. Side gable with shed-roofed dormers and exposed rafter tails, covered with asphalt shingles. Exterior walls have a brick wainscot. Windows are Craftsman multi-light/1 double-hung sashes, some in pairs. Full-width, shed roof porch supported by battered piers raised on bases, partially enclosed. Entrance has a Craftsman cottage door, with a multi-light transom and 1/4-length, multi-light sidelights.

108 1209 FORREST C One-story, three-bay, stucco veneer bungalow with Craftsman influence, built ca. 1920. Gable roof with jerkinhead with exposed rafter tails, covered with asphalt shingles. Windows are Craftsman multi-light/1 double-hung sashes. Full-width, undercut porch supported by box columns raised on bases, partially enclosed. Entrance has a Craftsman cottage door, with a multi-light transom.

Garage, ca. 1930. One-story, one-bay, frame, gable roof, weatherboard siding. (C)

109 1210 FORREST C One and one-half story, three-bay, stucco veneer bungalow with Craftsman influence, built ca. 1920. Gable roof with jerkinhead and exposed rafter tails, covered with asphalt shingles. Exterior walls have a brick wainscot. Windows are Craftsman multi-light/1 double-hung sashes, some in pairs. Full-width, flat and hip roof porch supported by battered stone piers, with an open stone balustrade. Entrance has a Craftsman cottage door, with a multi-light transom and 3/4-length, multi-light sidelights.

110 1213 FORREST C One and one-half story, three-bay, stucco veneer bungalow with Craftsman influence, built ca. 1920. Gable roof with jerkinhead and exposed rafter tails, covered with asphalt shingles. Exterior walls have a weatherboard wainscot. Windows are Craftsman multi-light/1 double-hung sashes, some in pairs. Full-width, flat and hip roof porch supported by battered brick piers. Entrance has a Craftsman cottage door, with a single-light transom.

111 1216 FORREST C One-story, three-bay, stucco veneer bungalow with Craftsman influence, built ca. 1920. Side gable with exposed rafter tails, covered with asphalt shingles. Exterior walls have a brick wainscot. Windows are Craftsman multi-light/1 double-hung sashes. Partial-width, gable roof porch supported by battered brick piers, with a closed brick balustrade. Entrance has a multi-light double-door with a single-light transom, and a Craftsman cottage door.

Garage, ca. 1930. One-story, one-bay, frame, gable roof, weatherboard siding. (C)

112 1217 FORREST C One-story, two-bay, stucco veneer bungalow with Craftsman influence, built ca. 1920. Gable roof with box cornice, covered with asphalt shingles. Windows are Craftsman multi-light/1 double-hung sashes. Full-width, gable, flat and hip roof porch supported by battered brick piers. Entrance has a Craftsman cottage door, with a single-light transom.

United States Department of the Interior
National Park Service

National Register of Historic Places
Continuation Sheet

Speedway Terrace Historic District
Memphis, Shelby County, TN

Section number 7 Page 16

113 1220 FORREST C One-story, three-bay, brick veneer bungalow with Craftsman influence, built ca. 1920. Hip roof with exposed rafter tails, covered with asphalt shingles. Windows are Craftsman multi-light/1 double-hung sashes. Full-width, gable, flat and hip roof porch supported by battered brick piers. Entrance has a Craftsman cottage door.

114 1221 FORREST C One-story, four-bay, stucco veneer bungalow with Craftsman influence, built ca. 1925. Gable roof with jerkinhead and exposed rafter tails, covered with asphalt shingles. Windows are Craftsman multi-light/1 double-hung sashes. Full-width, flat and hip roof porch supported by paired box columns raised on bases, with an added block spindle balustrade. Entrances contain replacement slab doors, with single-light transoms.

115 1224 FORREST C One and one-half story, two-bay, brick veneer bungalow with Craftsman influence, built ca. 1920. Gable roof with jerkinhead, gable-roofed dormers and exposed rafter tails, covered with asphalt shingles. Windows are Craftsman multi-light/1 double-hung sashes. Full-width, flat and hip roof porch supported by battered brick, with a closed brick balustrade. Entrance has a Craftsman cottage door, with a multi-light transom and 1/2-length, multi-light sidelights.

Garage, ca. 1930. One-story, one-bay, frame, gable roof, vinyl siding. (NC)

116 1225 FORREST C One and one-half story, three-bay, stucco veneer bungalow with Craftsman influence, built ca. 1920. Hip roof with shed-roofed dormers and exposed rafter tails, covered with asphalt shingles. Windows are Craftsman multi-light/1 double-hung sashes, some in pairs. Full-width, undercut porch supported by brick piers. Entrance has a Craftsman cottage door, with a single-light transom.

117 1228 FORREST C One-story, three-bay, stucco veneer bungalow with Craftsman influence, built ca. 1920. Gable roof with jerkinhead with exposed rafter tails, covered with asphalt shingles. Exterior walls have a brick wainscot. Windows are Craftsman multi-light/1 double-hung sashes. Full-width, undercut porch supported by battered brick piers. Entrance has a replacement slab door with a single-light transom.

Garage, ca. 1930. One-story, one-bay, frame, gable roof, novelty siding. (C)

118 1231 FORREST NC One-story, two-bay, brick veneer ranch with Minimal Traditional influence, built ca. 1975. Hip roof with box cornice, covered with asphalt shingles. Windows are 2/2 metal frame sashes, some in pairs. Partial-width, hip roof porch supported by wrought iron posts. Entrance has a slab door.

119 1232 FORREST C One-story, two-bay, brick veneer bungalow with Craftsman influence, built ca. 1920. Side gable roof with shed-roofed dormers and exposed rafter tails, covered with asphalt shingles. Windows are Craftsman multi-light/1 double-hung sashes, some in threes. Full-width, shed roof porch supported by battered stone piers, with an open stone balustrade. Entrance has a Craftsman cottage door, with a multi-light transom and 1/4-length, multi-light sidelights.

Garage, ca. 1925. One-story, one-bay, brick veneer, hip roof. (C)

120 1233 FORREST C One and one-half story, three-bay, frame bungalow with Craftsman influence, built ca. 1925. Gable roof with jerkinhead with gable-roofed dormers and exposed rafter tails, covered with asphalt shingles. Exterior walls covered with vinyl siding. Windows are 1/1 double-hung sashes replacements. Full-width, undercut porch supported by box columns raised on bases. Entrance has a multi-light door, with 1/4-length, multi-light sidelights.

Garage, ca. 1925. One-story, one-bay, frame, gable roof, weatherboard siding. (C)

121 1240 FORREST C One-story, three-bay, brick veneer bungalow with Craftsman influence, built ca. 1925. Gable roof with exposed rafter tails, covered with asphalt shingles. Windows are Craftsman multi-light/1 double-hung sashes.

United States Department of the Interior
National Park Service

National Register of Historic Places
Continuation Sheet

Speedway Terrace Historic District
Memphis, Shelby County, TN

Section number 7 Page 17

Partial-width, gable roof porch supported by brick piers. Entrance has a multi-light door, and a side, multi-light double door.

Garage, ca. 1950. One-story, one-bay, frame, gable roof, exterior plywood siding. (NC)

122 1241 FORREST C One-story, two-bay, brick veneer bungalow with Craftsman influence, built ca. 1925. Gable roof with jerkinhead and exposed rafter tails, covered with asphalt shingles. Windows are Craftsman multi-light/1 double-hung sashes, some in pairs. Partial-width, gable roof with jerkinhead porch supported by battered brick piers, with an open brick balustrade. Entrance has a multi-light door, with 1/4-length, multi-light sidelights.

123 1244 FORREST C One-story, three-bay, brick veneer bungalow with Craftsman influence, built ca. 1925. Gable roof with jerkinhead and exposed rafter tails, covered with asphalt shingles. Windows are Craftsman multi-light/1 double-hung sashes, some in pairs. Full-width, flat and hip roof porch supported by battered brick piers, with a closed brick balustrade. Entrance has a Craftsman cottage door.

Garage, ca. 1930. One-story, two-bay, frame, gable roof, bevel siding. (C)

124 1245 FORREST NC One and one-half story, three-bay, brick veneer bungalow with Craftsman influence, built ca. 1925, and altered ca. 1970 with added airplane. Gable roof with jerkinhead and exposed rafter tails, covered with asphalt shingles. Windows are Craftsman multi-light/1 double-hung sashes. Full-width, gable, flat and hip roof porch supported by battered brick piers, with a closed brick balustrade. Entrance has a Craftsman cottage door.

Garage, ca. 1950. One-story, one-bay, frame, hip roof, weatherboard siding. (NC)

125 1250 FORREST C One-story, three-bay, brick veneer bungalow with Craftsman influence, built ca. 1925. Gable and hip roof with exposed rafter tails, covered with asphalt shingles. Windows are Craftsman multi-light/1 double-hung sashes, some in pairs. Partial-width, gable roof porch supported by brick piers, with a closed brick balustrade. Entrance has a Craftsman cottage door.

126 1251 FORREST C One-story, three-bay, brick veneer bungalow with Craftsman influence, built ca. 1925. Gable roof with jerkinhead and exposed rafter tails, covered with asphalt shingles. Windows are Craftsman multi-light/1 double-hung sashes. Partial-width, gable, flat and hip roof porch supported by battered piers raised on bases, partially enclosed. Entrance has a Craftsman cottage door.

127 1254 FORREST C One-story, three-bay, brick veneer bungalow with Craftsman influence, built ca. 1925. Gable roof with jerkinhead and exposed rafter tails, covered with asphalt shingles. Windows are Craftsman multi-light/1 double-hung sashes, some in pairs. Full-width, gable and jerkinhead roof porch supported by battered piers raised on bases, with an open brick balustrade. Entrance has a Craftsman cottage door.

Garage, ca. 1930. One-story, one-bay, frame, gable roof, weatherboard siding. (NC)

128 1255 FORREST C One-story, three-bay, brick veneer bungalow with Craftsman influence, built ca. 1925. Gable roof with exposed rafter tails, covered with asphalt shingles. Windows are Craftsman multi-light/1 double-hung sashes, some in pairs. Partial-width, gable roof porch supported by battered brick piers, with a closed brick balustrade. Entrance has a Craftsman cottage door.

Garage, ca. 1950. One-story, one-bay, concrete block, gable roof. (NC)

129 1258 FORREST C One-story, three-bay, brick veneer bungalow with Craftsman influence, built ca. 1925. Gable and hip roof with exposed rafter tails, covered with asphalt shingles. Windows are Craftsman multi-light/1 double-hung

United States Department of the Interior
National Park Service

National Register of Historic Places
Continuation Sheet

Speedway Terrace Historic District
Memphis, Shelby County, TN

Section number 7 Page 18

sashes. Partial-width, gable roof porch supported by battered brick piers, with an open brick balustrade. Entrance has a Craftsman cottage door.

Garage, ca. 1930. One-story, one-bay, frame, hip roof, weatherboard siding. (C)

130 1259 FORREST C One-story, two-bay, brick veneer bungalow with Craftsman influence, built ca. 1925. Gable roof with exposed rafter tails, covered with asphalt shingles. Windows are Craftsman multi-light/1 double-hung sashes, some in pairs. Partial-width, undercut porch supported by brick piers, with a closed brick balustrade. Entrance has a replacement slab door.

Garage, ca. 1925. One-story, one-bay, frame, gable roof, bevel siding. (C)

131 1262 FORREST C One-story, three-bay, brick veneer bungalow with Craftsman influence, built ca. 1925. Gable roof with jerkinhead and exposed rafter tails, covered with asphalt shingles. Windows are Craftsman multi-light/1 double-hung sashes, some in pairs. Partial-width, gable and jerkinhead roof porch supported by battered brick piers. Entrance has a multi-light door.

Garage, ca. 1960. One-story, one-bay, concrete block, hip roof. (NC)

132 1263 FORREST C One-story, three-bay, brick veneer bungalow with Craftsman influence, built ca. 1925. Gable roof with jerkinhead and exposed rafter tails, covered with asphalt shingles. Windows are Craftsman multi-light/1 double-hung sashes. Partial-width, gable and jerkinhead porch supported by battered brick piers, with a closed brick balustrade. Entrance has a multi-light door.

133 1266 FORREST C One-story, three-bay, brick veneer bungalow with Craftsman influence, built ca. 1925. Gable roof with exposed rafter tails, covered with asphalt shingles. Windows are Craftsman 3/1 double-hung sashes. Partial-width, gable roof porch supported by battered brick piers, with a closed brick balustrade. Entrance has a Craftsman cottage door.

Garage, ca. 1960. One-story, two-bay, concrete block, gable roof. (NC)

134 1267 FORREST C One-story, two-bay, brick veneer bungalow with Craftsman influence, built ca. 1925. Gable roof with exposed rafter tails, covered with asphalt shingles. Windows are Craftsman multi-light/1 double-hung sashes. Partial-width, gable roof porch supported by battered brick piers, with an open brick balustrade. Entrance has a replacement slab door, with 1/4-length, multi-light sidelights.

135 1270 FORREST C One-story, three-bay, brick veneer bungalow with Craftsman influence, built ca. 1925. Gable roof with jerkinhead and exposed rafter tails, covered with asphalt shingles. Windows are Craftsman multi-light/1 double-hung sashes. Partial-width, gable and jerkinhead roof porch supported by battered brick piers, with an open brick balustrade. Entrance has a Craftsman cottage door, with 3/4-length, single-light sidelights.

Garage, ca. 1960. One-story, one-bay, frame, gable roof, exterior plywood siding. (NC)

136 1271 FORREST C One-story, two-bay, brick veneer bungalow with Craftsman influence, built ca. 1925. Gable roof with jerkinhead, shed-roofed dormers and exposed rafter tails, covered with asphalt shingles. Windows are Craftsman multi-light/1 double-hung sashes. Partial-width, gable roof porch supported by battered brick piers, with a closed brick balustrade. Entrance has a Craftsman cottage door.

United States Department of the Interior
National Park Service

National Register of Historic Places
Continuation Sheet

Speedway Terrace Historic District
Memphis, Shelby County, TN

Section number 7 Page 19

137 1274 FORREST C One-story, three-bay, brick veneer bungalow with Craftsman influence, built ca. 1925. Gable roof with exposed rafter tails, covered with asphalt shingles. Windows are 1/1 double-hung sashes, some in pairs. Partial-width, gable roof porch supported by battered piers raised on bases, with a closed brick balustrade. Entrance has a replacement slab door.

138 1277 FORREST C One-story, three-bay, brick veneer cottage with Craftsman influence, built ca. 1925. Side gable with shed-roofed dormers and exposed rafter tails, covered with asphalt shingles. Windows are Craftsman multi-light/1 double-hung sashes. One-bay stoop covered by gabled hood supported by knee brace brackets; side, one-bay undercut porch supported by brick piers. Entrance has a Craftsman cottage door.

Garage, ca. 1940. One-story, one-bay, frame, gable roof, board and batten siding. (C)

139 1280 FORREST C One-story, three-bay, brick veneer bungalow with Craftsman influence, built ca. 1925. Gable roof with jerkinhead and exposed rafter tails, covered with asphalt shingles. Windows are Craftsman multi-light/1 double-hung sashes. Partial-width, gable and jerkinhead roof porch supported by battered brick piers, with a closed brick balustrade. Entrance has a Craftsman cottage door, and a multi-light double door.

Garage, ca. 1940. One-story, one-bay, frame, gable roof, weatherboard siding. (C)

140 1284 FORREST C One-story, three-bay, brick veneer bungalow with Craftsman influence, built ca. 1925. Gable roof with exposed rafter tails, covered with asphalt shingles. Windows are Craftsman multi-light/1 double-hung sashes, some in pairs. Partial-width, gable roof porch supported by battered brick piers, with an open brick balustrade. Entrance has a Craftsman cottage door.

Garage, ca. 1950. One-story, one-bay, concrete block, gable roof. (NC)

141 1285 FORREST C One-story, three-bay, brick veneer bungalow with Craftsman influence, built ca. 1925. Gable roof with jerkinhead, shed-roofed dormers and exposed rafter tails, covered with asphalt shingles. Windows are Craftsman multi-light/1 double-hung sashes, some in pairs. One-bay stoop covered with gable hood with jerkinhead supported by knee brace brackets; side, one-bay, undercut porch, enclosed. Side, one-bay gable roof garage added ca. 1970. Entrance has a Craftsman cottage door.

142 1288 FORREST C One-story, three-bay, brick veneer bungalow with Craftsman influence, built ca. 1925. Gable roof with jerkinhead and exposed rafter tails, covered with asphalt shingles. Windows are Craftsman multi-light/1 double-hung sashes. Partial-width, gable and jerkinhead roof porch supported by battered piers raised on bases, with a closed brick balustrade. Entrance has a multi-light double door with 1/4 length multi-light sidelights, and a Craftsman cottage door.

GREENLAW AVENUE

143 1152 GREENLAW C One-story, three-bay, brick veneer bungalow with Craftsman influence, built ca. 1915. Gable roof with exposed rafter tails, covered with asphalt shingles. Windows are 1/1 double-hung sashes, some in pairs. Full-width, gable roof porch supported by stone piers. Entrance has a multi-light door.

144 1158 GREENLAW C One-story, three-bay, stucco veneer bungalow with Craftsman influence, built ca. 1915. Gable and hip roof with exposed rafter tails, covered with asphalt shingles. Exterior walls have a brick wainscot. Windows

United States Department of the Interior
National Park ServiceNational Register of Historic Places
Continuation SheetSpeedway Terrace Historic District
Memphis, Shelby County, TNSection number 7 Page 20

are 9/1 double-hung sashes, some in pairs. Full-width, undercut porch supported by battered brick piers. Entrance has a Craftsman cottage door.

145 1162 GREENLAW C One-story, three-bay, stucco veneer bungalow with Craftsman influence, built ca. 1915. Gable roof with jerkinhead and plain projecting eaves, covered with asphalt shingles. Exterior walls have a stone wainscot. Windows are 1/1 double-hung sashes. Full-width, undercut porch supported by stone piers with a closed stone balustrade. Entrance has a Craftsman cottage door.

146 1168 GREENLAW C One-story, three-bay brick veneer bungalow with Craftsman influence, built ca. 1915. Side gable roof with hip dormer and exposed rafter tails, covered with asphalt shingles. Windows are 1/1, some in pairs. Full-width, shed-roofed porch supported by brick piers with a closed brick balustrade. Entrance has a replacement slab door with a single-light transom.

147 1174 GREENLAW C One and one-half story, three-bay, brick veneer airplane bungalow with Craftsman influence, built ca. 1915. Gable roof with exposed rafter tails, covered with asphalt shingles. Windows are 1/1 double-hung sashes, some in pairs. Full-width flat and hip roof porch supported by brick piers. Entrance has a single-light door.

148 1178 GREENLAW NC One-story, three-bay, frame bungalow with Craftsman influence, built ca. 1915 and substantially altered ca. 1960. Hip roof with hip-roofed dormers and exposed rafter tails, covered with asphalt shingles. Exterior walls covered with permastone. Windows are 1/1 double-hung sashes, some in threes. Full-width, undercut porch supported by wrought iron posts, partially enclosed. Entrance has a Craftsman cottage door with a single-light transom and 3/4-length sidelights.

NORTH PARKWAY

149 1151 N. PARKWAY C One-story, one-bay, brick veneer municipal pumping station with Art Deco influence, built ca. 1930. Flat roof with metal coping, covered with built-up asphalt roofing. Entrance has a metal mesh door.

150 1152 N. PARKWAY C One-story, four-bay, brick veneer cottage with Craftsman influence, built ca. 1925. Side gable roof with jerkinhead, eyebrow dormers and exposed rafter tails, covered with asphalt shingles. Windows are Craftsman multi-light/1 double-hung sashes. Entrance beneath eyebrow hood with knee brace brackets, has a single-light door with fan light transom.

151 1155 N. PARKWAY C Two-story, three-bay, brick veneer four-square with Craftsman influence, built ca. 1925. Hip roof with gable-roofed dormers and box cornice, covered with asphalt shingles. Windows are 9/1 double-hung sashes, some in pairs. Full-width porch and porte cochère covered with a gable, flat and hip roof supported by brick piers, with a closed brick balustrade. Entrance has a Craftsman cottage door, with a single-light transom.

152 1158 N. PARKWAY C One-story, two-bay, brick veneer bungalow with Craftsman influence, built ca. 1915. Gable roof with box cornice, covered with asphalt shingles. Windows are Craftsman multi-light/1 double-hung sashes. Full-width, flat and hip roof porch supported by battered brick piers, with a closed brick balustrade. Entrances contain Craftsman cottage doors, with multi-light transoms and 1/4-length, multi-light sidelights.

Shed, ca. 1915. One-story, one-bay, gable roof, exterior plywood siding. (NC)

153 1159 N. PARKWAY C One and one-half story, four-bay, brick veneer bungalow with Craftsman influence, built ca. 1930. Gable roof with jerkinhead and exposed rafter tails, covered with asphalt shingles. Windows are Craftsman multi-light/1 double-hung sashes. Partial-width porch and porte cochère covered with a gable and jerkinhead roof supported by battered brick piers, with an open brick balustrade. Entrance has a replacement slab door, with multi-light transom.

United States Department of the Interior
National Park Service

National Register of Historic Places
Continuation Sheet

Speedway Terrace Historic District
Memphis, Shelby County, TN

Section number 7 Page 21

154 1162 N. PARKWAY C One-story, two-bay, brick veneer bungalow with Craftsman influence, built ca. 1925. Gable roof with jerkinhead and box cornice, covered with asphalt shingles. Windows are Craftsman multi-light/1 double-hung sashes, some in pairs. Full-width, hip and gable with jerkinhead roof porch supported by battered brick piers, with a closed brick balustrade. Entrance has a Craftsman cottage door, with a multi-light transom and 1/4-length, multi-light sidelights.

155 1165 N. PARKWAY C One-story, three-bay, brick veneer bungalow with Craftsman influence, built ca. 1925. Gable roof with exposed rafter tails, covered with asphalt shingles. Windows are Craftsman 3/1 double-hung sashes, some in pairs. Full-width, flat and hip roof porch supported by battered stone piers, with a closed brick balustrade. Entrance has a replacement slab door, with ghost transom and ghost sidelights.

156 1166 N. PARKWAY C Two-story, three-bay, frame modified center hall plan house with Colonial Revival influence, built ca. 1925. Side gable with box cornice and cornice returns, covered with asphalt shingles. Exterior walls covered with aluminum siding. Windows are 6/6 double-hung sashes. One-bay, pedimented portico supported by columns with Doric capitals. Entrance has a six-panel door, with fan light transom.

Garage, ca. 1925. One-story, one-bay, frame, hip roof, novelty siding. (C)

157 1169 N. PARKWAY NC Two-story, ten-bay, brick veneer apartment building with Modernist influence, built ca. 1965. Flat roof with coping, covered with built-up asphalt roofing. Windows are 1-1 sliding metal sash lights. Full-depth, two-story, flat roof gallery porch supported by metal posts. Entrances contain slab doors.

158 1172 N. PARKWAY C One-story, three-bay, brick veneer bungalow with Craftsman influence, built ca. 1925. Gable roofs with exposed rafter tails, covered with asphalt shingles. Windows are 1/1 double-hung sashes, some in threes. Partial-width, gable roof porch supported by battered stone piers, with an open brick balustrade. Entrance has a replacement slab door.

159 1176 N. PARKWAY C One-story, three-bay, brick veneer bungalow with Craftsman influence, built ca. 1925. Gable roofs with box cornice, covered with asphalt shingles. Windows are 1/1 double-hung sashes, some in threes. Partial-width, gable roof porch supported by battered stone piers, with a closed stone balustrade. Entrance has a replacement slab door.

Garage, ca. 1925. One-story, one-bay, frame, gable roof, weatherboard siding. (C)

160 1177 N. PARKWAY NC One and one-half story, three-bay, brick veneer bungalow with Craftsman influence, built ca. 1925 and substantially altered ca. 1980 with a side, one-bay addition. Side gable with exposed rafter tails, covered with asphalt shingles. Windows are Craftsman multi-light/1 double-hung sashes, some in pairs. Full-width, hip roof porch supported by battered piers raised on bases, with a closed brick balustrade, partially enclosed. Entrance has a Craftsman cottage door, with ghost transom and ghost sidelights.

161 1188 N. PARKWAY NC Lewis Senior Center. Two-story, seven-bay, brick masonry community center building with Minimal Traditional influence, built 1950. Flat roof behind parapet with stone coping, covered with built-up asphalt roofing. Windows are five-light awning and fixed sash casements, some in banks of five. Entrance contained in three arched openings with articulated stone voussoirs, each with a metal double door and ghost transom.

United States Department of the Interior
National Park Service

National Register of Historic Places
Continuation Sheet

Speedway Terrace Historic District
Memphis, Shelby County, TN

Section number 7 Page 22

162 1189 N. PARKWAY **NC** One-story, two-bay, brick veneer church building with Modernist influence, built ca. 1965. Flat and multiple barrel-vaulted roof behind parapet with metal coping, covered with built-up asphalt roofing. Windows are 2/2 metal sashes. One-bay, recessed vestibule has entrance with slab double doors.

163 1193 N. PARKWAY **C** One-story, one-bay, brick veneer municipal pump house with Art Modern influence, built ca. 1930. Flat roof behind parapet with coping, covered with built-up asphalt roofing. Entrance has a wire mesh door.

164 1199 N. PARKWAY **C** Two-story, two-bay, frame four-square with Colonial Revival influence, built ca. 1920. Hip roof with hip-roofed dormers and box cornice, covered with asphalt shingles. Exterior walls covered with stone veneer on first floor, stucco veneer on the second. Windows are 1/1 double-hung sashes, some in pairs. Partial-width porch and porte cochère covered with hip roof supported by stone piers. Entrance has a single-light door with a single-light transom and 3/4-length, single-light sidelights.

165 1200 N. PARKWAY **C** One and one-half story, three-bay, brick veneer airplane bungalow with Craftsman influence, built ca. 1925. Gable roof with exposed rafter tails, covered with asphalt shingles. Windows are Craftsman 3/1 double-hung sashes. Full-width porch and porte cochère covered with gable roof supported by stone piers, with a closed stone balustrade. Entrance has a multi-light door, with 3/4-length, multi-light sidelights.

166 1207 N. PARKWAY **C** One-story, two-bay, brick veneer bungalow with Craftsman influence, built ca. 1925. Gable roof with exposed rafter tails, covered with asphalt shingles. Windows are Craftsman multi-light/1 double-hung sashes, some in threes. Full-width porch and porte cochère covered with a gable roof supported by stone battered piers, with a closed brick balustrade. Entrance has a Craftsman multi-light door, with multi-light transom and 1/2-length, multi-light sidelights.

Garage, ca. 1925. One-story, one-bay, frame, hip roof, board and batten siding. (C)

167 1208 N. PARKWAY **C** One and one-half story, seven-bay, brick veneer modified four square with Craftsman influence, built ca. 1925. Hip and gable roof with box cornice, covered with asphalt shingles. Windows are Craftsman 6/1 double-hung sashes, some in threes. One-bay, flat roof porch supported by brick piers, with banks of 6/1 double-hung sashes. Entrance has a Craftsman cottage door.

Garage/quarters, ca. 1925. One-story, two-bays, frame, hip roof, weatherboard siding, 2/2 double-hung sashes. (C)

168 1214 N. PARKWAY **C** One and one-half story, two-bay, brick veneer airplane bungalow with Craftsman influence, built ca. 1925. Side gable roof with box cornice, covered with asphalt shingles. Windows are 6/1 double-hung sashes, some in threes. Full-width porch and porte cochère covered with a gable roof supported by stone piers, with a closed brick balustrade. Entrance has a Craftsman cottage door, with a multi-light transom and 1/4-length, single-light sidelights.

Garage, ca. 1925. One-story, two-bay, frame, gable roof, weatherboard siding. (C)

169 1215 N. PARKWAY **C** One and one-half story, two-bay, brick veneer airplane bungalow with Craftsman influence, built ca. 1925. Hip roof with box cornice, covered with asphalt shingles. Windows are Craftsman multi-light/1 double-hung sashes, some in threes. Full-width porch and porte cochère covered with gable, flat and hip roof supported by brick piers, with an open brick balustrade. Entrance has a Craftsman cottage door, with a multi-light transom and full-length, multi-light sidelights.

Garage, ca. 1980. One and one-half story, two-bay, frame, gable roof, exterior plywood siding. (NC)

United States Department of the Interior
National Park Service

National Register of Historic Places
Continuation Sheet

Speedway Terrace Historic District
Memphis, Shelby County, TN

Section number 7 Page 23

170 1219 N. PARKWAY C One-story, three-bay, brick veneer bungalow with Craftsman influence, built ca. 1920. Gable roof with exposed rafter tails, covered with asphalt shingles. Windows are Craftsman 3/1 double-hung sashes. Full-width porch and porte cochère covered with a gable and hip roof, supported by battered stone piers, with an open brick balustrade. Entrance has a six-panel door, with a single-light transom.

Garage, ca. 1920. One-story, two-bays, frame, hip roof, exterior plywood siding, 3/1 double-hung sashes. (C)

171 1220 N. PARKWAY C One-story, three-bay, stone veneer double-pile cottage with Minimal Traditional influence, built ca. 1940. Gable roofs with box cornice, covered with asphalt shingles. Windows are 6/6 double-hung sashes, some in pairs. Entrance has a replacement slab door.

Garage, ca. 1950. One-story, one-bay, frame, gable roof, Masonite siding. (NC)

172 1223 N. PARKWAY C One and one-half story, three-bay, brick veneer airplane bungalow with Craftsman influence, built ca. 1925. Gable roof with box cornice, covered with asphalt shingles. Windows are 1/1 double-hung sashes. Full-width porch and porte cochère covered with a gable roof supported by battered stone piers raised on bases, with a closed brick balustrade. Entrance has a replacement slab door.

Garage, ca. 1950. One-story, one-bay, frame, hip roof, Masonite siding. (NC)

173 1226 N. PARKWAY NC Two-story, four-bay, brick veneer four-square with Craftsman influence, built ca. 1920 and significantly altered ca. 1960 with the addition of another half-story. Hip roof with added gable-roofed story and box cornice, covered with asphalt shingles. Windows are 1/1 double-hung sashes. Full-width porch and porte cochère covered by a hip roof supported by brick piers, with a closed brick balustrade. Entrance has a single-light door, with a single-light transom.

174 1231 N. PARKWAY NC One-story, three-bay, brick veneer ranch house with Minimal Traditional influence, built ca. 1960. Hip roof with box cornice, covered with asphalt shingles. Windows are 1/1 double-hung sashes and three-light fixed sashes. One-bay, undercut entrance vestibule. Entrance has a multi-light door, with 3/4-length, multi-light sidelights.

175 1233 N. PARKWAY C Two-story, three-bay, brick veneer four-square with Colonial Revival influence, built ca. 1915. Hip roof with hip-roofed dormers and box cornice, covered with asphalt shingles. Windows are 1/1 double-hung sashes. L-plan, hip roof porch supported by brick piers, with a closed brick balustrade. Entrance has a single-light door.

176 1234 N. PARKWAY C One and one-half story, two-bay, brick veneer airplane bungalow with Craftsman influence, built ca. 1925. Gable roof with jerkinhead and exposed rafter tails, covered with asphalt shingles. Windows are 1/1 double-hung sashes, some in pairs. Full-width, flat and hip roof porch supported by battered stone piers with an open stone balustrade. Entrance has a Craftsman cottage door, with multi-light transom and 1/4-length, multi-light sidelights.

Garage, ca. 1950. One-story, one-bay, frame, shed roof, novelty siding. (NC)

177 1246 N. PARKWAY C Two-story, two-bay, brick veneer four-square with Craftsman and Colonial Revival influence, built ca. 1915. Hip roof with hip-roofed dormers and box cornice, covered with asphalt shingles. Windows are 9/1 double-hung sashes, some in threes. Full-width, flat and hip roof porch supported by brick piers. Entrance has a single-light door, with a multi-light transom and full-length, single-light sidelights.

United States Department of the Interior
National Park Service

National Register of Historic Places
Continuation Sheet

Speedway Terrace Historic District
Memphis, Shelby County, TN

Section number 7 Page 24

Garage/quarters, ca. 1920. Two-story, two-bay, frame, gable and shed roofs, weatherboard siding, 6/6 double-hung sashes. (C)

178 1249 N. PARKWAY C One-story, one-bay, brick veneer municipal pump house with Art Deco influence, built ca. 1930. Flat roof with metal coping, covered with built-up asphalt roofing. Entrance has a wire mesh door.

179 1252 N. PARKWAY C Two-story, three-bay, frame four-square with Craftsman influence, built ca. 1915. Hip roof with hip-roofed dormers and exposed rafter tails, covered with asphalt shingles. Exterior walls covered with brick veneer on the first floor, stucco veneer on the second. Windows are 16/16 and 9/1 double-hung sashes, some in threes. Partial-width, hip roof porch supported by columns with Doric capitals on raised bases, with an open stone balustrade. Entrance has a single-light door.

Garage, ca. 1970. One-story, three-bay, frame, gable roof, aluminum siding. (NC)

180 1253 N. PARKWAY C Two-story, three-bay, frame four-square with Craftsman influence, built ca. 1920. Hip roof with box cornice, covered with tile roofing. Exterior walls covered with stone veneer on the first floor, stucco veneer on the second. Windows are 1/1 double-hung sashes, some in threes. Partial-width, flat and hip roof porch supported by stone piers with an open stone balustrade. Entrance has a single-light door, with 3/4-length, multi-light sidelights.

Garage, ca. 1920. Two-story, two-bay, frame, hip roof, weatherboard siding, 1/1 double-hung sashes. (C)

181 1257 N. PARKWAY C Two-story, three-bay, frame four-square with Craftsman influence, built ca. 1920. Flat and hip roof with box cornice, covered with asphalt shingles. Exterior walls covered with stone veneer on the first floor, stucco veneer on the second. Windows are six-light casements. Full-width, flat and hip roof porch supported by stone piers. Entrance has a replacement six-panel door, with a side, multi-light double door.

182 1262 N. PARKWAY C Two-story, three-bay, frame four-square with Craftsman influence, built ca. 1920. Hip and gable roof with hip-roofed dormers, covered with asphalt shingles. Exterior walls covered with brick veneer on the first floor, stucco veneer on the second. Windows are 1/1 double-hung sashes. L-plan, hip roof porch supported by brick piers, with a closed brick balustrade. Entrance has a replacement slab door.

183 1265 N. PARKWAY C Two-story, three-bay, frame modified four-square with Colonial Revival influence, built ca. 1910. Hip and gable roof with box cornice, covered with asphalt shingles. Exterior walls covered with weatherboard siding on the first floor, bevel siding on the second. Windows are 12/1 double-hung sashes, some in threes. Partial-width, flat and hip roof porch supported by columns with Doric capitals. Entrance has a single-light door, with a multi-light transom and full-length, single-light sidelights.

Garage, ca. 1950. One-story, two-bay, frame, gable roof, exterior plywood siding. (NC)

184 1268 N. PARKWAY C One-story, three-bay, brick veneer bungalow with Craftsman influence, built ca. 1925. Gable roof with exposed rafter tails, covered with asphalt shingles. Windows are 1/1 double-hung sashes, some in threes. Full-width, gable and hip roof porch supported by battered stone piers, with a closed stone balustrade. Entrance has a Craftsman cottage door.

185 1272 N. PARKWAY C One-story, three-bay, stucco veneer bungalow with Craftsman influence, built ca. 1920. Gable roof with exposed rafter tails, covered with asphalt shingles. Windows are 1/1 double-hung sashes, some in

United States Department of the Interior
National Park Service

National Register of Historic Places
Continuation Sheet

Speedway Terrace Historic District
Memphis, Shelby County, TN

Section number 7 Page 25

threes. Full-width, flat and hip roof porch supported by battered brick piers, with an open brick balustrade. Entrance has a Craftsman cottage door.

Garage, ca. 1950. One-story, two-bay, frame, gable roof, novelty siding. (NC)

186 1273 N. PARKWAY C One and one-half story, two-bay, brick veneer airplane bungalow with Craftsman influence, built ca. 1925. Gable roof with box cornice, covered with asphalt shingles. Windows are eight-light casements. Full-width porch and porte cochère covered by a flat and hip roof, supported by battered brick piers, with an open brick balustrade. Entrance has a Craftsman cottage door, with multi-light transom and blind sidelights.

Garage, ca. 1950. One-story, two-bay, frame, gable roof, Masonite siding. (NC)

187 1275 N. PARKWAY C One-story, two-bay, brick veneer airplane bungalow with Craftsman influence, built ca. 1925. Gable roof with jerkinhead and box cornice, covered with asphalt shingles. Windows are Craftsman multi-light/1 double-hung sashes, some in threes. Full-width porch and porte cochère covered by hip and gable roof, supported by battered brick piers, with a closed brick balustrade. Entrance has a Craftsman cottage door, with multi-light transom and 1/2-length, multi-light sidelights.

188 1276 N. PARKWAY C One-story, three-bay, brick veneer bungalow with Craftsman influence, built ca. 1925. Gable roof with jerkinhead and exposed rafter tails, covered with asphalt shingles. Windows are 1/1 double-hung sashes, some in pairs. Full-width, flat and hip roof porch supported by battered piers with an open stone balustrade. Entrance has a Craftsman cottage door.

189 1280 N. PARKWAY C One-story, two-bay, brick veneer bungalow with Craftsman influence, built ca. 1925. Gable roof with jerkinhead and box cornice, covered with asphalt shingles. Windows are 1/1 double-hung sashes, some in pairs. Full-width porch and porte cochère covered with a flat and hip roof supported by battered brick piers, with a closed brick balustrade. Entrance has a Craftsman cottage door, with 3/4-length, single-light sidelights.

190 1281 N. PARKWAY C One-story, two-bay, brick veneer bungalow with Craftsman influence, built ca. 1925. Gable roof with box cornice, covered with asphalt shingles. Windows are Craftsman multi-light/1 double-hung sashes, some in threes. Full-width porch and porte cochère covered by a flat and hip roof, supported by brick piers with a closed brick balustrade. Entrance has a Craftsman cottage door, with a multi-light transom and 1/2-length, multi-light sidelights.

191 1284 N. PARKWAY C One and one-half story, two-bay, brick veneer airplane bungalow with Craftsman influence, built ca. 1925. Gable roof with box cornice, covered with asphalt shingles. Windows are 1/1 double-hung sashes, some in pairs. Full-width porch and porte cochère covered with a gable roof supported by battered brick piers, with a closed brick balustrade. Entrance has a Craftsman cottage door, with 3/4-length, single-light sidelights.

Garage, ca. 1925. One-story, one-bay, frame, hip roof, weatherboard siding. (C)

192 1287 N. PARKWAY C One-story, two-bay, brick veneer bungalow with Craftsman influence, built ca. 1925. Gable roof with box cornice, covered with asphalt shingles. Windows are 9/1 double-hung sashes, some in pairs. Full-width porch and porte cochère covered with a gable, flat and hip roof, supported by battered brick piers, with a closed brick balustrade. Entrance has a multi-light door, with a multi-light transom and 1/4-length, single-light sidelights.

Garage, ca. 1950. One-story, two-bay, brick masonry, gable roof. (NC)

193 1289 N. PARKWAY C One-story, one-bay, brick veneer municipal pump house with Art Deco influence, built ca. 1930. Flat roof with metal coping, covered with built-up asphalt roofing. Entrance has a two-panel door.

United States Department of the Interior
National Park Service

National Register of Historic Places
Continuation Sheet

Speedway Terrace Historic District
Memphis, Shelby County, TN

Section number 7 Page 26

194 1290 N. PARKWAY **C** One and one-half story, two-bay, brick veneer airplane bungalow with Craftsman influence, built ca. 1925. Gable roof with jerkinhead and box cornice, covered with asphalt shingles. Windows are 1/1 double-hung sashes, some in pairs. Full-width, flat and hip roof porch supported by brick piers, with a closed brick balustrade. Entrance has a Craftsman cottage door.

195 1294 N. PARKWAY **C** One-story, two-bay, brick veneer bungalow with Craftsman influence, built ca. 1925. Gable roof with box cornice, covered with asphalt shingles. Windows are 1/1 double-hung sashes, some in pairs. Full-width, flat and hip roof porch supported by battered brick piers, with a closed brick balustrade. Entrance has a Craftsman cottage door with full-length, ghost-light sidelights.

196 1304 N. PARKWAY **C** One-story, three-bay, brick veneer English cottage with Tudor Revival influence, built ca. 1935. Side gable with gable-roofed dormers and box cornice, covered with asphalt shingles. Windows are 9/1 double-hung sashes. Partial-width, gable roof porch supported by battered piers spanned by elliptical and semi-circular arches, with a closed brick balustrade. Entrance has a semi-circular arched replacement slab door.

Garage, ca. 1950. One-story, two-bay, frame, hip roof, exterior plywood siding. **(NC)**

197 1305 N. PARKWAY **C** One and one-half story, three-bay, brick veneer airplane bungalow with Craftsman influence, built ca. 1925. Gable roofs with jerkinhead and exposed rafter tails, covered with asphalt shingles. Windows are Craftsman 3/1 double-hung sashes, some in pairs. Full-width porch and porte cochère covered with a gable, flat and hip roof supported by stone piers, with a closed stone balustrade. Entrance has a multi-light door.

Shed, ca. 1925. One-story, one-bay, frame, gable and jerkinhead roof, weatherboard siding. **(C)**

198 1306 N. PARKWAY **C** One-story, two-bay, brick veneer double-pile cottage with Minimal Traditional influence, built ca. 1940. Gable roofs with box cornice, covered with asphalt shingles. Windows are 6/6 double-hung sashes, some in pairs. One-bay wide, shed roof porch supported by a boxed column. Entrance has a six-panel door.

199 1309 N. PARKWAY **C** One-story, three-bay, brick veneer bungalow with Craftsman influence, built ca. 1925. Gable roof with jerkinhead and exposed rafter tails, covered with asphalt shingles. Windows are Craftsman 3/1 double-hung sashes, some in pairs. Full-width porch and porte cochère covered with a hip, flat and gable with jerkinhead roof supported by stone piers, with a closed stone balustrade. Entrance has a six-panel door.

Garage, ca. 1925. One-story, two-bay, frame, gable roof, weatherboard siding. **(C)**

200 1310-12 N. PARKWAY **C** One-story, three-bay, brick veneer double-pile cottage with Colonial Revival influence, built ca. 1940. Gable roof with flush eaves, covered with asphalt shingles. Windows are 6/6 double-hung sashes. Two, one-bay, undercut porches supported by a boxed column. Entrances contain Colonial Revival two-light, four-panel doors.

Garage/carport, ca. 1950. One-story, one-bay, frame, hip roof, wrought iron posts. **(NC)**

201 1313 N. PARKWAY **C** One-story, three-bay, brick veneer bungalow with Craftsman influence, built ca. 1925. Gable roof with jerkinhead and exposed rafter tails, covered with asphalt shingles. Windows are Craftsman 3/1 double-hung sashes, some in pairs. Partial-width porch and porte cochère covered with a gable, flat and hip roof supported by brick piers, with a closed brick balustrade. Entrance has a Craftsman cottage door, with a multi-light transom, and, a side, multi-light double door.

Garage, ca. 1950. One-story, two-bay, frame, gable roof, aluminum siding. **(NC)**

United States Department of the Interior
National Park ServiceNational Register of Historic Places
Continuation SheetSpeedway Terrace Historic District
Memphis, Shelby County, TNSection number 7 Page 27

202 1316 N. PARKWAY **C** One-story, two-bay, brick veneer bungalow with Craftsman influence, built ca. 1925. Gable roof with exposed rafter tails, covered with asphalt shingles. Windows are 1/1 double-hung sashes, some in pairs. Full-width porch and porte cochère covered with a gable, flat and hip roof, supported by brick piers. Entrance has a multi-light door, with multi-light transom and 3/4-length, single-light sidelights.

203 1324 N. PARKWAY **C** One-story, two-bay, brick veneer bungalow with Craftsman influence, built ca. 1925. Gable roof with exposed rafter tails, covered with asphalt shingles. Windows are 1/1 double-hung sashes. Full-width porch and porte cochère covered with gable roofs supported by battered stone piers. Entrance has a multi-light door, with a multi-light transom and 3/4-length, multi-light sidelights, and, a side multi-light double door.

204 1325 N. PARKWAY **C** One and one-half story, four-bay, brick veneer bungalow with Craftsman influence, built ca. 1930. Gable roof with box cornice, covered with asphalt shingles. Windows are 6/1 double-hung sashes. Full-width, gable and hip roof porch supported by brick piers, with a closed brick balustrade. Entrances contain multi-light doors.

Garage, ca. 1960. One-story, two-bay, frame, shed roof, bevel siding. (NC)

205 1328 N. PARKWAY **C** One-story, one-bay, brick veneer municipal pump house with Art Deco influence, built ca. 1930. Flat roof with metal coping, covered with built-up asphalt roofing. Entrance has a wire mesh door.

206 1329 N. PARKWAY **C** One and one-half story, three-bay, brick veneer cottage with Craftsman influence, built ca. 1925. Side gable roof with box cornice, covered with asphalt shingles. Windows are Craftsman 3/1 double-hung sashes. Partial-width, flat and hip roof porch supported by brick piers, with a closed brick balustrade. Entrance has a multi-light door, with 3/4-length, ghost sidelights.

207 1334 N. PARKWAY **C** One-story, three-bay, brick veneer bungalow with Craftsman influence, built ca. 1925. Gable roof with exposed rafter tails, covered with asphalt shingles. Windows are Craftsman multi-light/1 double-hung sashes. Full-width porch and porte cochère covered with a gable, flat and hip roof supported by battered stone piers, with an open brick balustrade. Entrance has a multi-light door, and, a side multi-light double door.

208 1337 N. PARKWAY **C** One and one-half story, three-bay, brick veneer bungalow with Craftsman influence, built ca. 1925. Gable roof with box cornice, covered with asphalt shingles. Windows are Craftsman multi-light/1 double-hung sashes, some in pairs. Partial-width porch and porte cochère covered with gable roofs supported by battered stone piers, with a closed stone balustrade. Entrance has a Craftsman cottage door.

209 1338 N. PARKWAY **C** One-story, three-bay, brick veneer bungalow with Craftsman influence, built ca. 1925. Gable roof with jerkinhead and exposed rafter tails, covered with asphalt shingles. Windows are Craftsman multi-light/1 double-hung sashes. Full-width porch and porte cochère covered with a gable and jerkinhead roofs, supported by stone piers, with an open brick balustrade. Entrance has a single-light door.

210 1341 N. PARKWAY **C** One and one-half story, three-bay, brick veneer airplane bungalow with Craftsman influence, built ca. 1925. Gable roof with exposed rafter tails, covered with asphalt shingles. Windows are Craftsman 3/1 double-hung sashes, some in pairs. Full-width porch and porte cochère covered with a gable, flat and hip roof, supported by battered brick piers with an open brick balustrade. Entrance has a Craftsman cottage door.

Garage, ca. 1925. One-story, two-bay, frame, gable roof, weatherboard siding. (C)

United States Department of the Interior
National Park Service

National Register of Historic Places
Continuation Sheet

Speedway Terrace Historic District
Memphis, Shelby County, TN

Section number 7 Page 28

211 1342 N. PARKWAY **C** One-story, three-bay, brick veneer bungalow with Craftsman influence, built ca. 1925. Side gable with exposed rafter tails, covered with asphalt shingles. Windows are Craftsman 3/1 double-hung sashes. Partial-width porch and porte cochère covered with a gable roof, supported by stone piers with an open brick balustrade. Entrance has a replacement six-panel door.

212 1345 N. PARKWAY **C** One and one-half story, three-bay, brick veneer bungalow with Craftsman influence, built ca. 1925. Gable roof with box cornice, covered with asphalt shingles. Windows are 1/1 double-hung sashes, some in pairs. Full-width porch and porte cochère covered with a flat and hip roof, supported by brick piers with a closed brick balustrade. Entrance has a Craftsman cottage door.

Garage, ca. 1960. One-story, two-bay, frame, hip roof, Masonite siding. (NC)

213 1346 N. PARKWAY **C** One-story, three-bay, brick veneer bungalow with Craftsman influence, built ca. 1925. Gable roof with jerkinhead and exposed rafter tails, covered with asphalt shingles. Windows are Craftsman multi-light/1 double-hung sashes. Full-width porch and porte cochère covered with a gable, flat and hip roof, supported by stone piers with an open brick balustrade. Entrance has a multi-light door.

Garage, ca. 1925. One-story, one-bay, frame, gable roof weatherboard siding. (C)

214 1350 N. PARKWAY **C** One-story, three-bay, brick veneer bungalow with Craftsman influence, built ca. 1925. Gable roofs with exposed rafter tails, covered with asphalt shingles. Windows are 6/1 double-hung sashes, some in pairs. Full-width porch and porte cochère covered with a gable roof supported by brick piers with a closed brick balustrade. Entrance has a multi-light door.

Garage, ca. 1925. One-story, two-bay, frame, gable roof, novelty siding, multi-light door. (C)

215 1351 N. PARKWAY **C** One and one-half story, three-bay, brick veneer bungalow with Craftsman influence, built ca. 1925. Side gable roof with eyebrow dormers and box cornice, covered with asphalt shingles. Windows are Craftsman 3/1 double-hung sashes, some in threes. Partial-width porch and porte cochère covered with a hip roof, supported by brick piers with a closed brick balustrade. Entrance has a multi-light door, with a single-light transom.

Garage, ca. 1925. One-story, two-bay, frame, gable roof, weatherboard siding. (C)

216 1355 N. PARKWAY **C** One and one-half story, two-bay, brick veneer bungalow with Craftsman influence, built ca. 1925. Side gable roof with eyebrow dormers and exposed rafter tails, covered with asphalt shingles. Windows are Craftsman 3/1 double-hung sashes, some in threes. Partial-width porch and porte cochère covered with a gable and hip roof, supported by battered brick piers. Entrance has a multi-light door, with a single-light transom.

Garage, ca. 1930. One-story, two-bay, frame, gable roof, weatherboard siding. (C)

217 1356 N. PARKWAY **C** One-story, three-bay, brick veneer bungalow with Craftsman influence, built ca. 1915. Side gable roof with exposed rafter tails, covered with asphalt shingles. Windows are Craftsman multi-light/1 double-hung sashes. Partial-width, gable roof porch supported by stone piers, with an open brick balustrade. Entrance has a multi-light door.

218 1361 N. PARKWAY **C** One-story, three-bay, brick veneer bungalow with Craftsman influence, built ca. 1920. Side gable roof with jerkinhead-roofed dormers and box cornice, covered with asphalt shingles. Windows are 6/1 double-hung sashes, some in pairs. Full-width, gable, flat and hip roof porch supported by battered stone piers, with a closed stone balustrade. Entrances contain Craftsman cottage doors.

United States Department of the Interior
National Park Service

National Register of Historic Places
Continuation Sheet

Speedway Terrace Historic District
Memphis, Shelby County, TN

Section number 7 Page 29

219 1362 N. PARKWAY **C** One-story, three-bay, brick veneer bungalow with Craftsman influence, built ca. 1925. Gable roof with jerkinhead and exposed rafter tails, covered with asphalt shingles. Windows are Craftsman multi-light/1 double-hung sashes, some in pairs. Full-width undercut porch and porte cochère covered with a gable and jerkinhead roof, supported by brick piers, with a closed brick balustrade. Entrance has a Craftsman cottage door.

220 1367 N. PARKWAY 1367 **C** Two-story, three-bay, brick veneer four-square with Colonial Revival influence, built ca. 1925. Hip roof with hip-roofed dormers and box cornice, covered with asphalt shingles. Windows are 6/1 double-hung sashes. Full-width, flat roof porch supported by brick piers, with an open brick balustrade. Entrance has a single-light door, with 3/4-length, multi-light sidelights.

Garage, ca. 1970. One-story, three-bay, frame, gable roof, exterior plywood siding. (NC)

221 1368 N. PARKWAY **C** One-story, three-bay, brick veneer bungalow with Craftsman influence, built ca. 1925. Gable and hip roof with exposed rafter tails, covered with asphalt shingles. Windows are Craftsman multi-light/1 double-hung sashes, some in pairs. Full-width porch and porte cochère covered with gable and hip roof, supported by stone piers with a closed brick balustrade. Entrance has a Craftsman cottage door.

Garage, ca. 1970. One-story, three-bay, frame, gable roof, exterior plywood siding. (NC)

222 1371 N. PARKWAY **C** One-story, one-bay, brick veneer municipal pump house with Art Deco influence, built ca. 1930. Flat roof with metal coping, covered with built-up asphalt roofing. Entrance has a wire mesh door.

223 1374 N. PARKWAY **C** One-story, three-bay, brick veneer airplane bungalow with Craftsman influence, built ca. 1925. Gable roof with jerkinhead and box cornice, covered with asphalt shingles. Windows are Craftsman multi-light/1 double-hung sashes, some in threes. Partial-width, gable roof porch supported by brick piers, with a closed brick balustrade. Entrance has a Craftsman cottage door.

Garage, ca. 1970. One-story, two-bay, frame, hip roof, weatherboard siding. (NC)

224 1382 N. PARKWAY **C** One-story, three-bay, brick veneer bungalow with Craftsman influence, built ca. 1925. Gable roof with exposed rafter tails, covered with asphalt shingles. Windows are Craftsman multi-light/1 double-hung sashes. Full-width porch and porte cochère covered with a gable, flat and hip roof, supported by battered stone piers with a closed brick balustrade. Entrance has a Craftsman cottage door, with a multi-light transom.

Garage, 1990. One-story, three-bay, frame, gable roof, novelty siding. (NC)

225 1386 N. PARKWAY **C** One-story, four-bay, brick veneer English cottage with Tudor Revival influence, built ca. 1935. Side gable with exposed rafter tails, covered with asphalt shingles. Windows are 6/1 double-hung sashes. Partial-width, gable roof porch supported by brick piers. Entrance in gable-front vestibule has a semi-circular arched multi-light door.

Garage, ca. 1935. One-story, two-bay, frame, gable roof, weatherboard siding. (C)

United States Department of the Interior
National Park Service

National Register of Historic Places
Continuation Sheet

Speedway Terrace Historic District
Memphis, Shelby County, TN

Section number 7 Page 30

SNOWDEN AVENUE

226 1189 SNOWDEN C Two-story, two-bay, cast stone veneer modified four-square with Colonial Revival influence, built ca. 1910. Hip roof with hip-roofed dormers and box cornice, covered with asphalt shingles. Windows are 1/1 double-hung sashes. Full-width, gable and hip roof porch, supported by cast stone piers. Entrance has a Colonial Revival cottage door, with a multi-light transom and 3/4-length, single-light sidelights.

227 1191 SNOWDEN C Two-story, two-bay, frame four-square with Colonial Revival influence, built ca. 1910. Hip roof with hip-roofed dormers and box cornice, covered with asphalt shingles. Exterior walls covered with weatherboard siding on the first floor, wood shingles on the second. Windows are 1/1 double-hung sashes. Full-width, flat roof porch, supported by brick piers. Entrance has a Colonial Revival cottage door, with a multi-light transom and 3/4-length, multi-light sidelights.

Garage, ca. 1970. One-story, two-bay, frame, gable roof, bevel siding. (NC)

228 1195 SNOWDEN C Two-story, three-bay, frame modified four-square with Craftsman and Colonial Revival influences, built ca. 1910. Side gable roof with gable-roofed dormers and box cornice, covered with asphalt shingles. Exterior walls covered with vinyl siding. Windows are 1/1 double-hung sashes. Full-width, gable roof porch, supported by cast stone columns with Doric capitals raised on bases. Entrance has a single-light door, with a multi-light transom and 3/4, single-light sidelights.

Garage, ca. 1950. One-story, two-bay, frame, gable roof, vinyl siding. (NC)

229 1206-08 SNOWDEN C One-story, three-bay, frame bungalow with Colonial Revival influence, built ca. 1920. Gable roof with jerkinhead and box cornice, covered with asphalt shingles. Exterior walls covered with asbestos shingles. Windows are 1/1 double-hung sashes. L-plan, hip roof porch, supported by columns with Doric capitals raised on bases. Entrance has a replacement slab door, with a ghost transom and ghost sidelights.

230 1209 SNOWDEN C One-story, three-bay, brick veneer bungalow with Craftsman influence, built ca. 1925. Gable roof with exposed rafter tails, covered with asphalt shingles. Windows are 1/1 double-hung sashes. Full-width porch and porte cochère covered with gable roofs, supported by paired brick piers with a closed brick balustrade. Entrance has a Craftsman cottage door.

231 1211 SNOWDEN C One and one-half story, three-bay, frame double-pile cottage with Colonial Revival influence, built ca. 1910. Gable roof with box cornice, covered with asphalt shingles. Exterior walls covered with weatherboard siding. Windows are 1/1 double-hung sashes, some in pairs. Full-width, flat and hip roof porch, supported by paired columns with Doric capitals. Entrance has a Colonial Revival cottage door, with a single-light transom and 3/4-length, single-light sidelights.

232 1214 SNOWDEN NC One-story, three-bay, frame composite cottage with Colonial Revival influence, built ca. 1905 and significantly altered ca. 1980. Gable roof with box cornice, covered with asphalt shingles. Exterior walls covered with weatherboard siding. Windows are 1/1 double-hung sashes and single-light fixed in groups of three. Porch enclosed. Entrance has a single-light, double door.

233 1218 SNOWDEN C One-story, three-bay, cast stone, cottage with Colonial Revival influence, built ca. 1905. Hip and gable roof with hip-roofed dormers and box cornice, covered with asphalt shingles. Windows are 1/1 double-hung sashes, some in pairs. Full-width, hip roof porch, supported by cast stone piers. Entrance has a Colonial Revival cottage door, with a single-light transom and full-length, single-light sidelights; and a side, multi-light door with single-light transom.

United States Department of the Interior
National Park Service

National Register of Historic Places
Continuation Sheet

Speedway Terrace Historic District
Memphis, Shelby County, TN

Section number 7 Page 31

234 1220 SNOWDEN C One-story, three-bay, frame composite cottage with Colonial Revival influence, built ca. 1915. Gable roof with box cornice, covered with asphalt shingles. Exterior walls covered with weatherboard siding. Windows are 1/1 double-hung sashes. Partial-width, hip roof porch, supported by columns. Entrances has a single-light door, with a single-light transom; and a side Colonial Revival cottage door with a single-light transom.

235 1224 SNOWDEN NC Two-story, six-bay, brick veneer apartment building with Minimal Traditional influence, built ca. 1970. Hip roof with box cornice, covered with asphalt shingles. Windows are 1-1 metal frame sliding sash lights. Two-story, full-depth, flat roof gallery, supported by iron posts. Entrances contain slab doors.

236 1225 SNOWDEN C One-story, two-bay, brick veneer bungalow with Craftsman influence, built ca. 1925. Gable roof with jerkinhead and exposed rafter tails, covered with asphalt shingles. Windows are 1/1 double-hung sashes. Full-width, flat and hip roof porch, supported by brick piers, with a closed brick balustrade. Entrance has a replacement slab door, with a ghost transom and ghost sidelights.

237 1235 SNOWDEN C One-story, four-bay, brick veneer duplex cottage with Craftsman influence, built ca. 1930. Gable roof with jerkinhead and box cornice, covered with asphalt shingles. Windows are 6/6 double-hung sashes. Two, partial-width, gable roof porches, supported by brick piers. Entrances contain replacement slab doors.

238 1246 SNOWDEN C One-story, two-bay, stucco veneer bungalow with Craftsman influence, built ca. 1915. Gable roof with shed-roofed dormers and exposed rafter tails, covered with asphalt shingles. Windows are 1/1 double-hung sashes, some in groups of four. Full-width, gable roof porch, supported by stuccoed piers. Entrance has a single-panel single-light door, with a single-light transom and 1/2-length, single-light sidelights; and an added side Craftsman cottage door to one side.

239 1247 SNOWDEN NC One-story, two-bay, frame airplane bungalow with Craftsman influence, built ca. 1915, and altered with permastone veneer ca. 1960. Hip roof with hip-roofed dormers and box cornice, covered with asphalt shingles. Exterior walls covered with vinyl siding. Windows are 1/1 double-hung sashes, some in groups of four. Full-width, undercut porch, supported by piers, with a closed balustrade. Entrance has a replacement slab door, with a slab transom and 1/4-length, single-light sidelights.

240 1251 SNOWDEN C One-story, two-bay, stucco veneer bungalow with Craftsman influence, built ca. 1915. Hip roof with hip-roofed dormers and exposed rafter tails, covered with asphalt shingles. Windows are 1/1 double-hung sashes. Full-width, undercut porch, supported by boxed columns. Entrance has a Colonial Revival cottage door, with a single-light transom and 3/4-length, multi-light sidelights.

241 1252 SNOWDEN C One-story, two-bay, frame modified shotgun with Colonial Revival influence, built ca. 1910, and altered with the addition of a rear gable-roofed airplane ca. 1930. Hip roof with hip-roofed dormers and box cornice, covered with asphalt shingles. Exterior walls covered with weatherboard siding. Windows are 1/1 double-hung sashes. Full-width, undercut porch, supported by columns with Doric capitals raised on bases. Entrance has a replacement slab door, with a single-light transom; and a side, single-light door with single-light transom.

242 1255 SNOWDEN C One-story, two-bay, frame modified shotgun with Colonial Revival influence, built ca. 1915. Hip roof with hip-roofed dormers and box cornice, covered with asphalt shingles. Exterior walls covered with weatherboard siding. Windows are 1/1 double-hung sashes. Full-width, undercut porch, supported by wrought iron posts. Entrance has a multi-light replacement door.

United States Department of the Interior
National Park Service

National Register of Historic Places
Continuation Sheet

Speedway Terrace Historic District
Memphis, Shelby County, TN

Section number 7 Page 32

243 1256 SNOWDEN C One-story, five-bay, brick veneer cottage with Craftsman and Colonial Revival influence, built ca. 1920. Side gable roof with exposed rafter tails, covered with asphalt shingles. Windows are 6/6 double-hung sashes. One-bay wide, gable roof porch, supported by brick piers. Entrance has a Colonial Revival cottage door.

244 1257 SNOWDEN C One-story, two-bay, frame modified shotgun cottage with Colonial Revival influence, built ca. 1905. Hip roof with box cornice, covered with asphalt shingles. Exterior walls covered with weatherboard siding. Windows are 1/1 double-hung sashes. L-plan, gable roof porch, supported by paired columns with Doric capitals. Entrance has a replacement slab door, with ghost transom.

245 1260 SNOWDEN NC One-story, two-bay, frame cottage with Colonial Revival influence, built ca. 1905, and significantly altered ca. 1960. Side gable roof with hip-roofed dormers and box cornice with enclosed gable end, covered with asphalt shingles. Exterior walls covered with asbestos shingles. Windows are 12/8 and 8/8 replacement metal sashes in reduced openings. Partial-width, gable roof porch, supported by columns. Entrance has a replacement slab door, with a single-light transom.

246 1264 SNOWDEN NC One-story, two-bay, frame cottage with Colonial Revival influence, built ca. 1905, and significantly altered ca. 1960. Gable roof with hip-roofed dormers and box cornice, covered with asphalt shingles. Exterior walls covered with aluminum siding and permastone. Windows are 1/1 double-hung sashes. Partial-width, hip roof porch, supported by wrought iron posts. Entrance has a replacement slab door, with a single-light transom.

247 1267 SNOWDEN NC One-story, three-bay, frame bungalow with Colonial Revival influence, built ca. 1915, and significantly altered ca. 1960. Hip roof with gable-roofed dormers and box cornice, covered with asphalt shingles. Exterior walls covered with weatherboard siding. Windows are 1/1 double-hung sashes. Full-width, gable and jerkinhead roof porch, supported by stuccoed piers, now enclosed. Entrance has a replacement slab door.

Storage shed, ca. 1925. One-story, one-bay, frame, gable roof, weatherboard siding. (C)

248 1271 SNOWDEN NC One-story, three-bay, frame bungalow with Craftsman influence, built ca. 1925, and significantly altered ca. 1980. Gable roof with box cornice, covered with asphalt shingles. Windows are 1/1 double-hung sashes. Exterior walls covered with added brick veneer. Full-width, flat and hip roof porch, supported by wrought iron posts. Entrance has a replacement slab door.

Garage, ca. 1960. One-story, two-bay, concrete block, gable roof. (NC)

249 1272 SNOWDEN C One-story, three-bay, frame Cape with Colonial Revival influence, built ca. 1930. Side gable roof with gable-roofed dormers and box cornice, covered with asphalt shingles. Exterior walls covered with bevel siding. Windows are 6/1 double-hung sashes. Entrance has a six-panel door surrounded with an engaged pediment and Doric pilasters.

Garage, ca. 1930. One-story, one-bay, frame, gable roof, bevel siding. (C)

250 1277 SNOWDEN C One-story, two-bay, frame composite cottage with Colonial Revival influence, built ca. 1915. Gable roof with box cornice, covered with asphalt shingles. Exterior walls covered with weatherboard siding. Windows are 2/2 double-hung sashes. L-plan, hip roof porch, supported by wrought iron posts. Entrance has a replacement slab door, with multi-light transom and 3/4-length, single-light sidelights.

United States Department of the Interior
National Park Service

National Register of Historic Places
Continuation Sheet

Speedway Terrace Historic District
Memphis, Shelby County, TN

Section number 7 Page 33

251 1278-80 SNOWDEN C One-story, three-bay, frame bungalow with Craftsman influence, built ca. 1925 and significantly altered ca. 1970. Gable roof with box cornice, covered with asphalt shingles. Exterior wall surfaces covered with permastone siding. Windows are 1/1 double-hung sashes. Full-width, gable roof porch, supported by wrought iron posts. Entrance has Craftsman cottage door.

252 1281 SNOWDEN C One-story, three-bay, frame cottage with Colonial Revival and Craftsman influence, built ca. 1915. Hip roof with hip-roofed dormers and exposed rafter tails, covered with asphalt shingles. Exterior walls covered with vinyl siding. Windows are 1/1 double-hung sashes, and multi-light diaper-pattern double-hung sashes, some in pairs. Full-width, undercut porch, supported by wrought iron posts. Entrance has a replacement slab door, with a single-light transom.

253 1282 SNOWDEN C One-story, two-bay, frame composite cottage with Colonial Revival influence, built ca. 1905. Gable and hip roof with box cornice, covered with standing seam metal roof. Exterior walls covered with weatherboard siding. Windows are 1/1 double-hung sashes. Full-width, hip roof porch, supported by columns with Scamozzi capitals, raised on bases. Entrance has a single-light door, with a single-light transom and 3/4-length, single-light sidelights.

254 1284 SNOWDEN C One-story, two-bay, brick veneer bungalow with Craftsman influence, built ca. 1925. Gable roof with exposed rafter tails, covered with asphalt shingles. Windows are 1/1 double-hung sashes, some in threes. Partial-width, gable roof porch, supported by brick piers, with an open brick balustrade. Entrance has a multi-light door.

255 1287 SNOWDEN C One-story, two-bay, brick veneer cottage with Colonial Revival influence, built ca. 1925. Hip roof with box cornice, covered with asphalt shingles. Windows are 1/1 double-hung sashes. Partial-width, gable roof porch, supported by brick piers. Entrance has a replacement slab door, with a multi-light transom and 1/2-length, single-light sidelights.

Shed, ca. 1925. One-story, one-bay, frame, gable roof, novelty siding. (C)

256 1288 SNOWDEN NC One-story, three-bay, frame bungalow with Craftsman influence, built ca. 1925, and significantly altered ca. 1990. Gable and hip roof with exposed rafter tails, covered with asphalt shingles. Exterior walls covered with aluminum siding. Windows are 1/1 double-hung sashes. Full-width, hip roof porch, now enclosed. Relocated entrance has a Craftsman cottage door.

257 1291 SNOWDEN C One-story, two-bay, brick veneer cottage with Colonial Revival influence, built ca. 1925. Hip roof with box cornice, covered with asphalt shingles. Windows are 1/1 double-hung sashes, some in pairs. Partial-width, gable roof porch, supported by brick piers. Entrance has a Craftsman cottage door, with multi-light transom and 1/2-length, single-light sidelights.

258 1294 SNOWDEN NC Two-story, three-bay, frame four-square with Colonial Revival and Craftsman influences, built ca. 1925 and significantly altered ca. 1985. Hip roof with exposed rafter tails, covered with asphalt shingles. Exterior walls covered with weatherboard siding. Windows are 8/8 double-hung replacement sashes in reduced openings. Full-width, shed roof porch, supported by columns with Doric capitals raised on bases. Entrance has a replacement slab door, with 1/4-length, multi-light sidelights; and, an added side slab door.

259 1295 SNOWDEN C One-story, two-bay, brick veneer cottage with Colonial Revival influence, built ca. 1925. Hip roof with box cornice, covered with asphalt shingles. Windows are 2/2 metal frame replacement sashes, some in pairs. Partial-width, gable roof porch, supported by brick piers. Entrance has a replacement slab door, with multi-light transom and 1/4-length, ghost sidelights.

United States Department of the Interior
National Park Service

National Register of Historic Places
Continuation Sheet

Speedway Terrace Historic District
Memphis, Shelby County, TN

Section number 7 Page 34

260 1304-06 SNOWDEN NC One-story, two-bay, brick veneer duplex cottage with Colonial Revival influence, built ca. 1960. Hip roof with gable-roofed dormers and box cornice, covered with asphalt shingles. Windows are 2/2 double-hung metal sashes. Two, one-bay, gable roof porches, supported by wrought iron posts. Entrances contain slab doors.

261 1309 SNOWDEN C One-story, three-bay, brick veneer double-pile cottage with Craftsman and Tudor Revival influences, built ca. 1935. Side gable roof with exposed rafter tails, covered with asphalt shingles. Windows are three-light casements. Full-width, undercut porch, supported by stone piers. Entrance has a replacement slab door.

Shed, ca. 1960. One-story, one-bay, frame, gable roof, asphalt roll siding. (NC)

262 1310 SNOWDEN C One-story, three-bay, frame double-pile cottage with Minimal Traditional influence, built ca. 1940. Side gable roof with box cornice, covered with asphalt shingles. Exterior walls covered with asbestos siding. Windows are 6/6 double-hung sashes. Entrance set in gable front vestibule and has a six-panel door.

Shed, ca. 1940. One-story, one-bay, frame, gable roof, novelty siding. (C)

263 1311-13 SNOWDEN NC One-story, four-bay, brick veneer duplex cottage with Minimal Traditional, built ca. 1950. Gable and hip roof with box cornice, covered with asphalt shingles. Windows are 8/8 double-hung sashes. Partial-width, hip roof porch, supported by wrought iron posts. Entrances contain replacement slab doors.

264 1316 SNOWDEN C One-story, three-bay, frame bungalow with Craftsman influence, built ca. 1925. Gable roof with jerkinhead and exposed rafter tails, covered with asphalt shingles. Exterior walls covered with weatherboard siding. Windows are 1/1 double-hung sashes, some in groups of three. Full-width, flat and hip roof porch, supported by brick piers. Entrance has a Craftsman cottage door, with a single-light transom.

265 1317 SNOWDEN NC One-story, two-bay, frame bungalow with Craftsman influence, built ca. 1925, significantly altered ca. 1980. Gable roof with jerkinhead and exposed rafter tails, covered with asphalt shingles. Exterior walls covered with vinyl siding. Windows are 1/1 double-hung replacement sashes. Full-width porch and porte cochère covered by a gable and jerkinhead porch, supported by brick piers, partially enclosed with banks of single-light fixed sashes. Entrance has a Craftsman cottage door, with full-length, single-light sidelights.

Garage, ca. 1950. One-story, two-bay, frame, gable roof, novelty siding. (NC)

266 1321 SNOWDEN C One-story, three-bay, frame bungalow with Craftsman influence, built ca. 1915. Gable roof with jerkinhead and box cornice, covered with asphalt shingles. Exterior walls covered with vinyl siding. Windows are 1/1 double-hung sashes, some in pairs. Partial-width, gable roof porch, supported by brick piers. Entrance has a Craftsman cottage door.

267 1322 SNOWDEN C One-story, three-bay, frame L-plan cottage with Colonial Revival influence, built ca. 1915. Gable roof with box cornice, covered with asphalt shingles. Exterior walls covered with asbestos siding. Windows are 1/1 double-hung sashes. Partial-width, hip roof porch, supported by wrought iron posts. Entrance has a replacement slab door.

Garage, ca. 1960. One-story, one-bay, frame, gable roof, weatherboard siding. (NC)

268 1325 SNOWDEN C One and one-half story, three-bay, brick veneer airplane bungalow with Craftsman influence, built ca. 1920. Hip roof with box cornice, covered with asphalt shingles. Windows are 1/1 double-hung sashes. Partial-width, gable roof porch, supported by brick piers. Entrance has a replacement slab door.

United States Department of the Interior
National Park Service

National Register of Historic Places
Continuation Sheet

Speedway Terrace Historic District
Memphis, Shelby County, TN

Section number 7 Page 35

269 1326 SNOWDEN C One-story, two-bay, frame modified shotgun with Colonial Revival influence, built ca. 1910. Gable roof with box cornice, covered with asphalt shingles. Exterior walls covered with vinyl siding. Windows are 1/1 double-hung sashes. L-plan, hip roof porch, supported by wrought iron posts. Entrance has a Colonial Revival cottage door, with single-light transom.

Garage, ca. 1950. One-story, one-bay, concrete block masonry, gable roof. (NC)

270 1332 SNOWDEN NC One-story, two-bay, frame modified shotgun with Colonial Revival influence, built ca. 1915 and significantly altered ca. 1980. Gable roof with box cornice, covered with asphalt shingles. Exterior walls covered with aluminum siding and permastone. Windows are 1/1 double-hung sashes. Full-width, gable roof porch, supported by stuccoed piers. Entrance has a replacement single-light door.

271 1333 SNOWDEN C One-story, three-bay, brick veneer bungalow with Craftsman influence, built ca. 1935. Gable roof with jerkinhead and box cornice, covered with asphalt shingles. Windows are Craftsman multi-light/1 double-hung sashes. Partial-width porch and porte cochère covered with a gable roof, supported by battered piers raised on bases, with a cast stone balustrade. Entrance has a six-panel replacement door.

272 1335 SNOWDEN C One and one-half story, two-bay, frame airplane bungalow with Craftsman influence, built ca. 1925. Gable roof with jerkinhead and exposed rafter tails, covered with asphalt shingles. Exterior walls covered with weatherboard siding. Windows are Craftsman 4/1 double-hung sashes. Full-width porch and porte cochère covered by a flat and hip roof, supported by paired box columns raised on bases. Entrances have multi-light doors, with full-length, ghost sidelights.

Garage, ca. 1925. One-story, two-bay, frame, shed roof, weatherboard siding. (C)

273 1336 SNOWDEN NC One-story, four-bay, frame bungalow with Craftsman influence, built ca. 1925, and significantly altered ca. 1975. Gable roof with jerkinhead and box cornice, covered with asphalt shingles. Exterior walls covered with asbestos siding. Windows are 1/1 double-hung sashes. Full-width, flat and hip roof porch, supported by brick piers, partially enclosed and extended with a bay window. Entrance has a multi-light door, with 3/4-length, single-light sidelights.

Garage, ca. 1950. One-story, two-bay, concrete block masonry, gable roof. (NC)

274 1341 SNOWDEN C One-story, two-bay, frame bungalow with Craftsman influence, built ca. 1925. Gable roof with jerkinhead and box cornice, covered with asphalt shingles. Exterior walls covered with asbestos shingles. Windows are 1/1 double-hung sashes. Full-width, flat and hip roof porch, supported by brick piers. Entrance has a replacement slab door, with 1/4-length, single-light sidelights.

Garage, ca. 1925. One-story, one-bay, frame, gable roof weatherboard siding. (C)

275 1342 SNOWDEN C One and one-half story, two-bay, frame bungalow with Colonial Revival influence, built ca. 1920. Hip roof with hip-roofed dormers and box cornice, covered with asphalt shingles. Exterior walls covered with vinyl siding. Windows are 1/1 double-hung sashes. Full-width, gable roof porch, supported by wrought iron posts. Entrance has Craftsman cottage door.

Garage/carport, ca. 1990. One-story, two-bay, frame, hip roof with cupola, weatherboard siding, undercut parking bays. (NC)

United States Department of the Interior
National Park Service

National Register of Historic Places
Continuation Sheet

Speedway Terrace Historic District
Memphis, Shelby County, TN

Section number 7 Page 36

276 1344 SNOWDEN C One-story, four-bay, frame bungalow with Craftsman influence, built ca. 1925. Gable roof with exposed rafter tails, covered with asphalt shingles. Exterior walls covered with weatherboard siding. Windows are 1/1 double-hung sashes. Full-width, flat and hip roof porch, supported by boxed columns on brick bases. Entrance contains a Craftsman cottage door, with 3/4-length, multi-light sidelights.

277 1347 SNOWDEN C One-story, four-bay, brick veneer English cottage with Craftsman and Tudor Revival influence, built ca. 1930. Side gable roof with exposed rafter tails, covered with asphalt shingles. Windows are 9/1 double-hung sashes, some in pairs. Entrance set in one-bay, gable-front vestibule with a replacement slab door; a metal-roofed canopy supported by metal poles sits to one side of the entrance.

Garage, ca. 1930. One-story, one-bay, frame, hip roof, weatherboard siding. (C)

278 1350 SNOWDEN C One-story, three-bay, frame bungalow with Craftsman influence, built ca. 1925. Gable roof with jerkinhead and box cornice, covered with asphalt shingles. Exterior walls covered with vinyl siding. Windows are 1/1 double-hung sashes. Full-width, flat and hip roof porch, supported by brick piers, with an open brick balustrade. Entrance contains a Craftsman cottage door.

279 1353 SNOWDEN C One-story, three-bay, frame bungalow with Craftsman influence, built ca. 1915. Hip roof with hip-roofed dormers and exposed rafter tails, covered with asphalt shingles. Exterior walls covered with weatherboard siding. Windows are 1/1 double-hung sashes. Partial-width, undercut porch, supported by battered stone piers, with a closed stone balustrade. Entrance has a replacement slab door, with a single-light transom.

280 1355 SNOWDEN C One-story, two-bay, frame cubical cottage with Craftsman and Colonial Revival influences, built ca. 1910. Hip roof with hip-roofed dormers and exposed rafter tails, covered with asphalt shingles. Exterior walls covered with weatherboard siding. Windows are 1/1 double-hung sashes, some in pairs. Partial-width, gable roof porch, supported by boxed columns. Entrance has a Craftsman cottage door, with 1/2-length, multi-light sidelights.

281 1356 SNOWDEN C One-story, three-bay, frame bungalow with Craftsman influence, built ca. 1925. Gable roof with exposed rafter tails, covered with asphalt shingles. Exterior walls covered with vinyl siding. Windows are 1/1 double-hung sashes. Full-width, flat and hip roof porch, supported by brick piers. Entrance has a Craftsman cottage door.

Garage, ca. 1925. One-story, one-bay, frame, gable roof, beadboard siding. (C)

282 1359 SNOWDEN C One-story, three-bay, frame composite cottage with Colonial Revival built ca. 1905. Gable and hip roof with box cornice, covered with asphalt shingles. Exterior walls covered with weatherboard siding. Windows are 1/1 double-hung sashes, some in pairs. Partial-width, shed roof porch, supported by boxed columns. Entrance has a replacement slab door.

283 1360 SNOWDEN C One-story, two-bay, stucco veneer bungalow with Craftsman influence, built ca. 1915. Hip roof with exposed rafter tails, covered with asphalt shingles. Windows are 12/1 double-hung sashes. Partial-width, gable roof porch, supported by battered stone piers. Entrance has a replacement slab door, with 1/2-length, single-light sidelights.

284 1363 SNOWDEN C One-story, three-bay, frame cottage with Craftsman and Colonial Revival influences, built ca. 1910. Hip roof with hip-roofed dormers and exposed rafter tails, covered with asphalt shingles. Exterior walls covered with weatherboard siding. Windows are 1/1 double-hung sashes. Partial-width, undercut porch, supported by box columns raised on bases. Entrance has a replacement slab door, with a single-light transom.

285 1366 SNOWDEN C One-story, two-bay, frame cottage with Colonial Revival influence, built ca. 1915. Hip roof with gable-roofed dormers and box cornice, covered with asphalt shingles. Exterior walls covered with weatherboard

United States Department of the Interior
National Park Service

National Register of Historic Places
Continuation Sheet

Speedway Terrace Historic District
Memphis, Shelby County, TN

Section number 7 Page 37

siding. Windows are 1/1 double-hung sashes, some in pairs. Partial-width, flat and hip roof porch, supported by metal replacement poles. Entrance has a single-light door, with a single-light transom.

286 1367 SNOWDEN **C** One-story, two-bay, frame cottage with Craftsman and Colonial Revival influences, built ca. 1910. Gable roof with exposed rafter tails, covered with asphalt shingles. Exterior walls covered with weatherboard siding. Windows are 1/1 double-hung sashes. Partial-width, gable roof porch, supported by columns with Doric capitals raised on bases. Entrance has a replacement slab door, with a single-light transom.

287 1370 SNOWDEN **C** One and one-half story, three-bay, frame bungalow with Craftsman and Colonial Revival influences, built ca. 1915. Gable roof with shed-roofed dormers and exposed rafter tails, covered with asphalt shingles. Exterior walls covered with exterior plywood. Windows are Craftsman multi-light/1 double-hung sashes. Partial-width, undercut porch, supported by columns with Doric capitals. Entrance has a Colonial Revival cottage door, with a single-light transom.

288 1371 SNOWDEN **C** One and one-half story, two-bay, brick veneer bungalow with Craftsman influence, built ca. 1910. Hip roof with gable-roofed dormers and box cornice, covered with asphalt shingles. Windows are 1/1 double-hung sashes. Partial-width porch and porte cochère covered by a hip roof, supported by battered piers raised on bases, with a closed brick balustrade. Entrances contain single-light doors, with single-light transoms.

289 1375 SNOWDEN **NC** One-story, two-bay, frame modified shotgun with Colonial Revival influence, built ca. 1915, and significantly altered ca. 1970. Gable roof with box cornice, covered with asphalt shingles. Exterior walls covered with aluminum siding. Windows are 1/1 double-hung sashes. Partial-width, hip roof porch, supported by wrought iron posts. Entrance has a replacement slab door, with a single-light transom.

Shed, ca. 1930. One-story, one-bay, frame, shed roof, novelty siding. (C)

290 1376 SNOWDEN **C** One-story, two-bay, brick veneer bungalow with Craftsman influence, built ca. 1925. Gable roof with jerkinhead and exposed rafter tails, covered with asphalt shingles. Windows are 1/1 double-hung sashes, some in pairs. Full-width porch and porte cochère covered with a flat and hip roof, supported by brick piers with a closed brick balustrade. Entrance has a replacement slab door, with full-length, multi-light sidelights.

291 1380 SNOWDEN **C** One-story, two-bay, frame modified shotgun with Colonial Revival influence, built ca. 1915. Hip roof with added shed-roofed dormer and box cornice, covered with asphalt shingles. Exterior walls covered with weatherboard siding. Windows are 6/6 double-hung sashes. Full-width, undercut porch, supported by boxed columns. Entrance has a single-light door, with a single-light transom.

292 1381 SNOWDEN **C** One-story, three-bay, frame double-pile cottage with Colonial Revival influence, built ca. 1920. Gable roof with box cornice, covered with asphalt shingles. Exterior walls covered with asbestos shingles. Windows are 9/1 double-hung sashes. Partial-width, undercut porch, supported by box columns raised on bases. Entrances contain Colonial Revival cottage doors, with single-light transoms.

Garage, ca. 1920. One-story, one-bay, frame, gable roof, novelty siding. (C)

293 1385 SNOWDEN **C** One-story, three-bay, frame bungalow with Craftsman influence, built ca. 1915. Hip roofs with shed-roofed dormers and exposed rafter tails, covered with asphalt shingles. Exterior walls covered with weatherboard siding. Windows are 12/1 double-hung sashes. Partial-width, flat and hip roof porch, supported by boxed columns. Entrance has a replacement slab door, with 1/4-length, multi-light sidelights.

United States Department of the Interior
National Park Service

National Register of Historic Places
Continuation Sheet

Speedway Terrace Historic District
Memphis, Shelby County, TN

Section number 7 Page 38

294 1386 SNOWDEN C One-story, three-bay, frame bungalow with Craftsman influence, built ca. 1930. Gable roof with jerkinhead and exposed rafter tails, covered with asphalt shingles. Exterior walls covered with asbestos shingles. Windows are Craftsman 3/1 double-hung sashes. Partial-width, hip roof porch, supported by brick piers. Entrances contain a Craftsman cottage door, and a replacement six-panel door with 1/4-length, multi-light sidelights.

TUTWILER AVENUE

295 1163 TUTWILER C One-story, four-bay, frame bungalow with Craftsman influence, built ca. 1915. Side gable roof with shed-roofed dormers and exposed rafter tails, covered with asphalt shingles. Exterior walls covered with Masonite siding. Windows are 6/1 double-hung sashes, some in pairs. Full-width, shed roof porch, supported by boxed piers. Entrances contain Craftsman cottage doors.

296 1169 TUTWILER C One-story, three-bay, stucco veneer bungalow with Craftsman influence, built ca. 1915. Hip roof with hip-roofed dormers and exposed rafter tails, covered with asphalt shingles. Windows are 1/1 double-hung sashes, some in threes. Full-width, hip-roofed porch, supported by stuccoed piers. Entrance has a replacement slab door, with a multi-light transom.

297 1173 TUTWILER C One-story, three-bay, stucco veneer bungalow with Craftsman influence, built ca. 1915. Gable roof with jerkinhead, shed-roofed dormers and exposed rafter tails, covered with asphalt shingles. Windows are 1/1 double-hung sashes, some in threes. Full-width, gable and jerkinhead roof porch, supported by stuccoed piers. Entrance has Colonial Revival cottage door, with a multi-light transom.

298 1176 TUTWILER C One-story, two-bay, stucco veneer bungalow with Craftsman influence, built ca. 1920. Gable roof with jerkinhead and exposed rafter tails, covered with asphalt shingles. Windows are Craftsman multi-light/1 double-hung sashes. Full-width, flat and hip roof porch, supported by stone piers. Entrance has a Colonial Revival cottage door, with a multi-light transom and 3/4-length, single-light sidelights.

299 1179 TUTWILER C One-story, two-bay, brick veneer bungalow with Craftsman influence, built ca. 1925. Gable roof with exposed rafter tails, covered with asphalt shingles. Windows are 1/1 double-hung sashes. Full-width, gable roof porch, supported by battered piers raised on bases, with an open brick balustrade. Entrance has a replacement slab door, with full-length, single-light sidelights.

Garage, ca. 1950. One-story, one-bay, frame, gable roof, novelty siding. (NC)

300 1186 TUTWILER C One and one-half story, three-bay, brick veneer airplane bungalow with Craftsman influence, built ca. 1925. Gable roof with box cornice, covered with asphalt shingles. Windows are Craftsman multi-light/1 double-hung sashes, some in pairs. Full-width porch and porte cochère covered with a gable roof, supported by stone piers. Entrance has a Colonial Revival cottage door, with a multi-light transom and 3/4-length, single-light sidelights.

Garage, ca. 1950. One-story, two-bay, frame, gable roof, aluminum siding. (NC)

301 1187 TUTWILER C Two-story, three-bay, brick veneer four-square with Colonial Revival influence, built ca. 1910. Hip roof with hip-roofed dormers and box cornice, covered with concrete shingles. Windows are 1/1 double-hung sashes. Full-width, hip roof porch, supported by columns with Doric capitals raised on bases. Entrance has a single-light door, with multi-light transom and 3/4-length, multi-light sidelights.

302 1188 TUTWILER C One-story, four-bay, brick veneer composite cottage with Colonial Revival influence, built ca. 1910. Gable roofs with box cornice, covered with asphalt shingles. Windows are 1/1 double-hung sashes. L-plan, hip

United States Department of the Interior
National Park Service

National Register of Historic Places
Continuation Sheet

Speedway Terrace Historic District
Memphis, Shelby County, TN

Section number 7 Page 39

roof porch, supported by brick piers, with a closed brick balustrade. Entrance has a single-light door, with single-light transom.

303 1191 TUTWILER C One-story, three-bay, frame composite cottage with Colonial Revival influence, built ca. 1905. Gable and hip roof with hip-roofed dormers and box cornice, covered with concrete shingles. Exterior walls covered with weatherboard siding. Windows are 1/1 double-hung sashes. One-bay wide, gable roof porch, supported by wrought iron posts. Entrance has a Colonial Revival cottage door, with a single-light transom.

304 1193 TUTWILER C One-story, two-bay, frame composite cottage with Colonial Revival influence, built ca. 1905. Gable and hip roof with box cornice, covered with asphalt shingles. Exterior walls covered with weatherboard siding. Windows are 1/1 double-hung sashes. L-plan, hip roof porch, supported by columns. Entrances contain replacement slab doors, with a single-light transoms.

305 1196-98 TUTWILER NC One-story, three-bay, brick veneer double-pile duplex cottage with Minimal Traditional influence, built ca. 1950. Side gable roof with box cornice, covered with asphalt shingles. Windows are 6/6 double-hung sashes. Entrance has a slab door.

306 1202-04 TUTWILER NC One-story, three-bay, brick veneer double-pile duplex cottage with Minimal Traditional influence, built ca. 1950. Side gable roof with box cornice, covered with asphalt shingles. Windows are 6/6 double-hung sashes. One-bay wide, gable roof porch, supported by wrought iron posts. Entrance has a slab door.

307 1203 TUTWILER C Two-story, two-bay, frame four-square with Colonial Revival influence, built ca. 1915. Hip and gable roof with box cornice, covered with asphalt shingles. Exterior walls covered with asphalt roll siding. Windows are 1/1 double-hung sashes. Full-width, hip roof porch, supported by columns with Doric capitals. Entrance has a replacement slab door, with a single-light transom and 3/4-length, single-light sidelights.

308 1206 TUTWILER C Two-story, three-bay, frame four-square with Colonial Revival influence, built ca. 1910. Hip roof with hip-roofed dormers and box cornice, covered with asphalt shingles. Exterior walls covered with weatherboard siding on the first floor and wood shingles on the second. Windows are 9/1 and 1/1 double-hung sashes. L-plan, hip roof porch, supported by columns with Doric capitals. Entrance has a single-light door, with multi-light transom and 1/4-length, multi-light sidelights.

309 1209 TUTWILER C Two-story, three-bay, frame four-square with Colonial Revival influence, built ca. 1910. Hip and gable roof with box cornice, covered with asphalt shingles. Exterior walls covered with weatherboard siding. Windows are 1/1 double-hung sashes. L-plan, hip roof porch, partially enclosed, supported by columns with Doric capitals. Entrance has a Colonial Revival cottage door, with multi-light transom and 3/4-length, single-light sidelights.

310 1211 TUTWILER C Two-story, three-bay, frame four-square with Colonial Revival influence, built ca. 1910. Hip and gable roof with hip-roofed dormers and box cornice, covered with asphalt shingles. Exterior walls covered with vinyl siding. Windows are 1/1 double-hung sashes. Full-width, hip roof porch, supported by columns with Doric capitals. Entrance has a Craftsman cottage double door.

311 1212 TUTWILER C Two-story, four-bay, frame four-square with Colonial Revival influence, built ca. 1910. Hip and gable roof with hip-roofed dormers and box cornice, covered with asphalt shingles. Exterior walls have stone veneer on first floor with weatherboard siding on the second. Windows are 1/1 double-hung sashes. Full-width, flat roof porch, supported by cast stone columns with Doric capitals on raised bases. Entrance has a single-light door, with single-light transom and 1/2-length, single-light sidelights.

United States Department of the Interior
National Park Service

National Register of Historic Places
Continuation Sheet

Speedway Terrace Historic District
Memphis, Shelby County, TN

Section number 7 Page 40

312 1215 TUTWILER C One-story, three-bay, brick veneer bungalow with Craftsman influence, built ca. 1925. Gable and hip roof with exposed rafter tails, covered with asphalt shingles. Windows are 6/1 double-hung sashes. Partial-width, gable roof porch, supported by brick piers, with a closed brick balustrade. Entrance has a single-light door.

313 1218 TUTWILER C One and one-half story, three-bay, stucco veneer airplane bungalow with Craftsman influence, built ca. 1920. Gable roofs with exposed rafter tails, covered with asphalt shingles. Windows are 1/1 double-hung sashes. Full-width, flat and hip roof porch, supported by stone piers. Entrance has a Craftsman cottage door, with a single-light transom.

314 1222 TUTWILER C One-story, two-bay, brick veneer bungalow with Craftsman influence, built ca. 1925. Gable roof with exposed rafter tails, covered with asphalt shingles. Windows are 1/1 double-hung sashes. Full-width porch and porte cochère covered with a flat and hip roof porch, supported by brick piers with a closed brick balustrade. Entrance has a multi-light door, with 3/4-length, single-light sidelights.

315 1223 TUTWILER C One-story, two-bay, stucco veneer bungalow with Craftsman influence, built ca. 1915. Hip roof with hip-roofed dormers and exposed rafter tails, covered with asphalt shingles. Windows are 1/1 double-hung sashes. Full-width, undercut porch, supported by columns with Doric capitals on raised bases. Entrance has a single-light door, with a single-light transom and 3/4-length, single-light sidelights.

316 1228 TUTWILER C One-story, three-bay, brick veneer bungalow with Craftsman influence, built ca. 1925. Side gable roof with shed-roofed dormers and flush eaves, covered with asphalt shingles. Windows are 1/1 double-hung sashes, some in pairs. Full-width, shed roof porch, supported by stone piers, with a closed stone balustrade. Entrance has a replacement slab door, with full-length, ghost sidelights.

317 1229 TUTWILER C One-story, two-bay, brick veneer bungalow with Craftsman influence, built ca. 1925. Gable roof with exposed rafter tails, covered with asphalt shingles. Windows are 1/1 double-hung sashes. Full-width, gable and hip roof porch, supported by brick piers, with an open brick balustrade. Entrance has a replacement slab door, with 3/4-length, multi-light sidelights.

318 1234 TUTWILER NC Two-story, three-bay, stucco veneer four-square with Colonial Revival influence, built ca. 1915 and significantly altered ca. 1980. Hip roof with box cornice, covered with asphalt shingles. Windows are 1/1 metal sash replacements set in reduced openings, some in groups of four. Partial-width, hip roof porch, supported by stuccoed piers. Entrance has a replacement slab door, with single-light transom and 3/4-length, single-light sidelights.

319 1235 TUTWILER C One and one-half story, three-bay, brick veneer airplane bungalow with Craftsman influence, built ca. 1925. Side gable roof with shed-roofed dormers and exposed rafter tails, covered with asphalt shingles. Windows are 1/1 double-hung sashes, some in threes. Full-width, shed roof porch, supported by stone piers, with a closed brick balustrade. Entrance has a single-light door.

320 1244 TUTWILER NC One-story, four-bay, brick veneer double-pile cottage with Minimal Traditional influence, built ca. 1950. Side gable roof with box cornice, covered with asphalt shingles. Windows are 6/6 double-hung sashes. One-bay wide, gable roof porch, supported by wrought iron posts. Entrance has a slab door.

321 1247 TUTWILER C One-story, two-bay, stucco veneer bungalow with Craftsman influence, built ca. 1915. Gable roof with jerkinhead and exposed rafter tails, covered with asphalt shingles. Windows are 1/1 double-hung sashes. Full-width, hip roof porch, supported by paired box columns on raised bases. Entrance has a single-light door, with single-light transom and 3/4-length, single-light sidelights.

322 1250 TUTWILER C One and one-half story, three-bay, frame composite cottage with Colonial Revival influence, built ca. 1905. Gable roof with shed-roofed dormer and box cornice, covered with asphalt shingles. Exterior walls covered

United States Department of the Interior
National Park ServiceNational Register of Historic Places
Continuation SheetSpeedway Terrace Historic District
Memphis, Shelby County, TNSection number 7 Page 41

with weatherboard siding. Windows are 1/1 double-hung sashes. Full-width, gable and shed roof porch, supported by boxed columns. Entrance has a single-light door, with single-light transom and 3/4-length, single-light sidelights.

323 1251 TUTWILER C One-story, three-bay, brick veneer bungalow with Craftsman influence, built ca. 1925. Gable roof with jerkinhead and exposed rafter tails, covered with asphalt shingles. Windows are 1/1 double-hung sashes. Full-width, gable and jerkinhead roof porch, partially-enclosed, supported by battered piers raised on bases, with a closed brick balustrade. Entrance has a single-light door, with 3/4-length, multi-light sidelights.

324 1254 TUTWILER C Two-story, two-bay, frame four-square with Colonial Revival influence, built ca. 1915. Hip and gable roof with hip-roofed dormers and box cornice, covered with asphalt shingles. Exterior walls covered with vinyl siding. Windows are 1/1 double-hung sashes, some in pairs. Partial-width, hip and gable roof porch, supported by columns. Entrance has a single-light door, with multi-light transom and 3/4-length, single-light sidelights.

Garage, ca. 1950. One-story, two-bay, frame, gable roof, weatherboard siding. (NC)

325 1255 TUTWILER NC One-story, two-bay, brick veneer bungalow with Craftsman influence, built ca. 1925 and significantly altered ca. 1975. Gable roofs with exposed rafter tails, covered with asphalt shingles. Windows are 1/1 double-hung sashes. Full-width, flat and hip roof porch, mostly enclosed, supported by brick piers, with a closed brick balustrade. Relocated entrance has a slab door.

326 1259 TUTWILER C One-story, three-bay, brick veneer bungalow with Craftsman influence, built ca. 1925. Gable roof with jerkinhead and exposed rafter tails, covered with asphalt shingles. Windows are 1/1 double-hung sashes. Full-width porch and porte cochère covered with a flat and hip roof porch, supported by brick piers with an open brick balustrade. Entrance has a Craftsman cottage door.

327 1260 TUTWILER C One-story, three-bay, brick veneer bungalow with Craftsman influence, built ca. 1925. Gable roof with jerkinhead and box cornice, covered with asphalt shingles. Windows are 1/1 double-hung sashes. Full-width porch and porte cochère covered with a flat and hip roof porch, supported by brick piers, with a closed brick balustrade. Entrance has a Craftsman, three-light door, with multi-light transom and 3/4-length, single-light sidelights.

328 1264 TUTWILER NC Two and one-half stories, three-bay, frame center hall plan house with Dutch Colonial Revival influence, built ca. 1910 and significantly altered ca. 1990. Gambrel roof with box cornice, covered with asphalt shingles. Exterior walls covered with vinyl siding. Windows are 1/1 double-hung sashes and 1/1 metal frame replacements; metal frame bay windows added to first floor. Full-width, undercut porch, fully enclosed; added one-bay gable roof stoop supported by columns with Doric capitals. Entrance has a replacement slab door, with added 1/2-length, single-light sidelights.

329 1267 TUTWILER C One-story, three-bay, frame bungalow with Craftsman influence, built ca. 1925. Gable roof with jerkinhead and exposed rafter tails, covered with asphalt shingles. Exterior walls covered with weatherboard siding. Windows are 1/1 double-hung sashes, some in pairs. Full-width porch and porte cochère covered with a gable roof porch, supported by paired box columns. Entrance has a Craftsman cottage door, with 1/4-length, multi-light sidelights.

Garage, ca. 1950. One-story, one-bay, frame, gable roof, novelty siding. (NC)

330 1270 TUTWILER NC One-story, three-bay, frame bungalow with Craftsman influence, built ca. 1915, no longer associated with street setting due to construction of a massive masonry wall ca. 1990. Hip roof with gable-roofed dormers and exposed rafter tails, covered with asphalt shingles. Exterior walls covered with weatherboard siding. Windows are Craftsman multi-light/1 double-hung sashes. Full-width, undercut porch, supported by paired box columns. Entrance has a replacement slab door.

United States Department of the Interior
National Park Service

National Register of Historic Places
Continuation Sheet

Speedway Terrace Historic District
Memphis, Shelby County, TN

Section number 7 Page 42

Garage, ca. 1950. One-story, two-bay, frame, gable roof, novelty siding. (NC)

331 1271 TUTWILER C One-story, three-bay, frame bungalow with Craftsman influence, built ca. 1925. Gable roof with exposed rafter tails, covered with asphalt shingles. Exterior walls covered with weatherboard siding. Windows are 1/1 double-hung sashes. Full-width porch and porte cochère covered with a flat and hip roof porch, supported by box columns raised on bases. Entrances contain replacement slab doors, one with 1/4-length, multi-light sidelights.

332 1274 TUTWILER C One and one-half story, three-bay, frame composite cottage with Colonial Revival influence, built ca. 1905. Gable and hip roof with box cornice, covered with asphalt shingles. Exterior walls covered with asbestos siding. Windows are 1/1 double-hung sashes. L-plan, hip roof porch, supported by columns with Doric capitals. Entrance has a single-light door, with multi-light transom and 3/4-length, single-light sidelights.

333 1277 TUTWILER NC Two-story, three-bay, brick veneer four-square with Colonial Revival influence, built ca. 1905 and significantly altered ca. 1980. Hip roof with gable-roofed dormers and box cornice, covered with asphalt shingles. Windows are 1/1 double-hung sashes and three-light metal sash replacements. Partial-width, shed roof porch, fully enclosed. Entrance has a replacement slab door.

Garage, ca. 1925. Two-story, two-bay, frame, gable roof, Masonite siding. (NC)

334 1278 TUTWILER C One-story, three-bay, brick veneer bungalow with Craftsman influence, built ca. 1920. Hip roof with exposed rafter tails, covered with asphalt shingles. Windows are 4/1 double-hung sashes. Full-width porch and porte cochère covered with a flat and hip roof porch, supported by brick piers with a closed brick balustrade. Entrance has a Craftsman cottage door.

335 1280 TUTWILER C One-story, three-bay, frame composite cottage with Colonial Revival influence, built ca. 1915. Hip and gable roof with box cornice, covered with asphalt shingles. Exterior walls covered with asbestos shingles. Windows are 1/1 double-hung sashes. Partial-width, shed roof porch, supported by columns with Doric capitals. Entrance has a single-light door, with a single-light transom and 3/4-length, single-light sidelights.

336 1281-83 TUTWILER C One-story, three-bay, stucco veneer duplex bungalow with Craftsman influence, built ca. 1920. Gable roof with exposed rafter tails, covered with asphalt shingles. Exterior plywood added to cover front facade. Windows are Craftsman multi-light/1 double-hung sashes. Full-width, undercut porch, supported by boxed columns. Entrances contain Craftsman cottage doors.

Garage, ca. 1950. One-story, one-bay, frame, gable roof, novelty siding. (NC)

337 1286 TUTWILER C One-story, three-bay, frame bungalow with Colonial Revival influence, built ca. 1915. Hip roof with hip-roofed dormers and box cornice, covered with asphalt shingles. Exterior walls covered with shiplap siding. Windows are 1/1 double-hung sashes. L-plan, hip roof porch, supported by wrought iron posts. Entrance has a single-light door, with multi-light transom and 3/4-length, multi-light sidelights.

338 1287 TUTWILER C One-story, three-bay, frame bungalow with Craftsman influence, built ca. 1915. Hip roof with shed-roofed dormers and exposed rafter tails, covered with asphalt shingles. Exterior walls covered with asbestos shingles. Windows are 9/1 double-hung sashes, some in pairs. Full-width, undercut porch, supported by paired box columns. Entrance has a Craftsman cottage door, with multi-light transom and 3/4-length, single-light sidelights.

339 1292 TUTWILER NC One-story, one-bay, frame bungalow with Craftsman influence, built ca. 1910 and significantly altered ca. 1990. Gable roof with exposed rafter tails, covered with asphalt shingles. Exterior walls covered with weatherboard and exterior plywood siding. Windows are single-light fixed replacement sashes. Porch enclosed. Entrance has a single-light double door.

United States Department of the Interior
National Park Service

National Register of Historic Places
Continuation Sheet

Speedway Terrace Historic District
Memphis, Shelby County, TN

Section number 7 Page 43

340 1293 TUTWILER C One-story, five-bay, brick veneer bungalow with Craftsman influence, built ca. 1930. Gable roof with gable-roofed dormers and exposed rafter tails, covered with asphalt shingles. Windows are Craftsman 3/1 double-hung sashes. Partial-width, gable roof porch, supported by brick piers. Entrance has a replacement slab door.

341 1304 TUTWILER NC One-story, four-bay, brick veneer bungalow with Craftsman influence, built ca. 1925. Gable roof with jerkinhead, gable-roofed dormers and exposed rafter tails, covered with asphalt shingles. Windows are 1/1 double-hung sashes, some in pairs. Partial-width, flat and hip roof porch, supported by paired box columns raised on bases, with an open brick balustrade. Entrances contain multi-light doors.

342 1305 TUTWILER NC One and one-half story, three-bay, frame English cottage with Tudor Revival influence, built ca. 1930 and significantly altered ca. 1965. Gable roof with exposed rafter tails, covered with asphalt shingles. Exterior walls covered with permastone. Windows are 6/1 double-hung sashes. Partial-width, shed roof porch, supported by semi-circular arches and piers. Entrance has a replacement slab door, with an arched, single-light transom and full-length, single-light sidelights.

343 1308 TUTWILER C One-story, three-bay, brick veneer bungalow with Craftsman influence, built ca. 1925. Gable roof with exposed rafter tails, covered with asphalt shingles. Windows are 1/1 double-hung sashes. Full-width, flat and hip roof porch, supported by paired box columns on raised bases, with an open brick balustrade. Entrance has Craftsman cottage door, with a multi-light transom.

344 1311 TUTWILER C One-story, three-bay, brick veneer bungalow with Craftsman influence, built ca. 1925. Side gable roof with exposed rafter tails, covered with asphalt shingles. Windows are Craftsman 3/1 double-hung sashes. Partial-width, gable roof porch, supported by battered piers, with a closed brick balustrade. Entrance has a multi-light and multi-light double door.

345 1312 TUTWILER C One-story, three-bay, frame double-pile cottage with Colonial Revival influence, built ca. 1940. Side gable roof with flush eaves, covered with asphalt shingles. Exterior walls covered with vinyl siding. Windows are Craftsman 3/1 double-hung sashes. Partial-width, gable roof porch, supported by wrought iron posts. Entrance has a replacement slab door.

346 1313-15 TUTWILER C One-story, four-bay, frame double-pile duplex cottage with Colonial Revival influence, built ca. 1940. Side gable roof with box cornice, covered with asphalt shingles. Exterior walls covered with shiplap siding. Windows are 6/6 double-hung sashes. Two, one-bay wide, gable roof porches, supported by lattice piers. Entrance has a Colonial Revival cottage door.

Garage, ca. 1940. One-story, two-bay, frame, gable roof, shiplap siding. (C)

347 1317 TUTWILER NC One-story, four-bay, brick veneer cottage with Colonial Revival influence, built ca. 1950. Side gable roof with flush eaves, covered with asphalt shingles. Windows are 2/2 double-hung sashes. One-bay wide, gable roof porch, supported by wrought iron posts. Entrance has a replacement slab door.

Garage, ca. 1950. One-story, two-bay, frame, gable roof, aluminum siding. (NC)

348 1318 TUTWILER C One-story, three-bay, brick veneer double-pile cottage with Craftsman and Colonial Revival influences, built ca. 1925. Gable roof with exposed rafter tails, covered with asphalt shingles. Windows are 1/1 double-hung sashes. One-bay wide, gable roof porch, supported by wrought iron posts. Entrance has a Craftsman cottage door.

Garage, ca. 1950. One-story, one-bay, frame, gable roof, asphalt roll siding. (NC)

Shed, ca. 1925. One-story, two-bay, brick veneer, hip roof, 2/2 casements. (C)

United States Department of the Interior
National Park Service

National Register of Historic Places
Continuation Sheet

Speedway Terrace Historic District
Memphis, Shelby County, TN

Section number 7 Page 44

349 1319 TUTWILER C Two-story, two-bay, frame bungalow with Craftsman influence, built ca. 1915. Gable roofs with hip-roofed dormers and exposed rafter tails, covered with asphalt shingles. Exterior walls have weatherboard on the first floor, with stucco veneer on the second. Windows are 12/1 double-hung sashes, some in pairs. Full-width, hip roof porch, supported by stuccoed piers. Entrance has a nine-panel replacement door, with 3/4-length, multi-light sidelights.

350 1323 TUTWILER C Two-story, three-bay, stucco veneer four-square with Colonial Revival influence, built ca. 1910. Hip roof with hip-roofed dormers and box cornice, covered with asphalt shingles. Windows are 4/1 and 1/1 double-hung sashes. Full-width, hip roof porch, supported by cast stone rope turned columns. Entrance has a single-light door, with single-light transom and 3/4-length, single-light sidelights.

351 1324 TUTWILER C One-story, four-bay, brick and stone veneer English cottage with Tudor Revival and Craftsman influences, built ca. 1925. Side gable roof with exposed rafter tails, covered with asphalt shingles. Windows are Craftsman 3/1 double-hung sashes. Partial-width, gable roof porch, enclosed, supported by brick piers, with a closed stone balustrade. Entrance has a semi-circular arched, board and batten door.

Garage, ca. 1950. One-story, two-bay, frame, gable roof, exterior plywood siding. (NC)

352 1327 TUTWILER C Two-story, two-bay, frame four-square with Colonial Revival influence, built ca. 1910. Hip roof with hip-roofed dormers and box cornice, covered with asphalt shingles. Exterior walls covered with Masonite siding. Windows are 1/1 double-hung sashes, some in pairs. Full-width, gable and hip roof porch, supported by columns with Scamozzi capitals. Entrance has a Colonial Revival cottage door, with single-light transom and 3/4-length, single-light sidelights.

353 1328 TUTWILER C One-story, three-bay, brick and stone veneer English cottage with Craftsman and Tudor Revival influence, built ca. 1925. Side gable roof with exposed rafter tails, covered with asphalt shingles. Windows are Craftsman 3/1 double-hung sashes. Partial-width, gable roof porch, enclosed, supported by brick piers, with a closed brick balustrade. Entrance has a semi-circular arched, board and batten door.

354 1334 TUTWILER C Two-story, three-bay, stucco veneer four-square with Craftsman influence, built ca. 1915. Hip roof with shed-roofed dormers and box cornice, covered with asphalt shingles. Windows are 1/1 double-hung sashes. One-bay wide, flat roofed porch with closed second floor balustrade, supported by stuccoed piers. Entrance has a single-light door, with 3/4-length, single-light sidelights; and, an added replacement slab door.

355 1335 TUTWILER C One-story, four-bay, brick and stone veneer English cottage Craftsman and Tudor Revival influence, built ca. 1930. Side gable roof with exposed rafter tails, covered with asphalt shingles. Windows are 9/1 double-hung sashes. Entrance has a multi-light door.

Garage, ca. 1930. One-story, one-bay, frame, hip roof, weatherboard siding. (C)

356 1337 TUTWILER C Two-story, three-bay, frame four-square with Colonial Revival influence, built ca. 1905. Hip roof with hip-roofed dormers and box cornice, covered with asphalt shingles. Exterior walls covered with aluminum siding. Windows are Craftsman multi-light/1 double-hung sashes, some in pairs. Full-width, hip roof porch, supported by rope turned cast stone columns. Entrance has a single-light door, with single-light transom and 3/4-length, single-light sidelights.

Garage, ca. 1950. One-story, one-bay, frame, gable and shed roof, Masonite siding. (NC)

United States Department of the Interior
National Park Service

National Register of Historic Places
Continuation Sheet

Speedway Terrace Historic District
Memphis, Shelby County, TN

Section number 7 Page 45

357 1340 TUTWILER **NC** One-story, four-bay, brick veneer cottage with Minimal Traditional influence, built ca. 1960. Side gable roof with box cornice, covered with asphalt shingles. Windows are 2/2 double-hung sashes, some in banks of four. One bay, gable roof porch, supported by wrought iron posts. Entrance has a six-panel door.

358 1345 TUTWILER **C** One-story, three-bay, brick veneer bungalow with Craftsman influence, built ca. 1925. Gable roof with jerkinhead and exposed rafter tails, covered with asphalt shingles. Windows are 1/1 double-hung sashes. Partial-width, gable roof porch, supported by brick piers. Entrance has a single-light door, with a single-light transom and 3/4-length, single-light sidelights.

359 1346 TUTWILER **NC** One-story, two-bay, frame bungalow with Craftsman influence, built ca. 1915 and substantially altered ca. 1980. Gable roof with jerkinhead and box cornice with enclosed gable end, covered with asphalt shingles. Exterior walls covered with vinyl siding. Windows are 2/2 metal sash replacements. Full-width, undercut porch, partially enclosed, supported by cast stone columns with Doric capitals raised on bases. Entrance has a replacement slab door, with 3/4-length, single-light sidelights.

360 1349 TUTWILER **C** Two-story, three-bay, stucco veneer four-square with Colonial Revival influence, built ca. 1910. Hip roof with hip-roofed dormers and box cornice, covered with asphalt shingles. Windows are 9/1 double-hung sashes, some in pairs. Two-story, partial-width porch and porte cochère covered with a hip roof porch, supported by stucco piers. Entrance has a multi-light door, with single-light transom and 3/4-length, multi-light sidelights.

361 1351 TUTWILER **C** One-story, three-bay, brick veneer bungalow with Craftsman influence, built ca. 1925. Gable roof with exposed rafter tails, covered with asphalt shingles. Windows are Craftsman 4/1 double-hung sashes. Partial-width, flat and hip roof porch, supported by brick piers, with an open brick balustrade. Entrance has a single-light door with a ghost transom.

362 1352-54 TUTWILER **C** One and one-half story, three-bay, brick veneer duplex cottage with Craftsman influence, built ca. 1925. Side gable roof with gable-roofed dormers and exposed rafter tails, covered with asphalt shingles. Windows are 6/1 double-hung sashes. Partial-width, gable roof porch, supported by brick piers, with a closed brick balustrade; and, a side, one-bay undercut porch supported by brick piers with a closed brick balustrade. Entrances contain single-light doors.

363 1356 TUTWILER **C** One-story, two-bay, stucco veneer bungalow with Craftsman influence, built ca. 1920. Gable roof with exposed rafter tails, covered with asphalt shingles. Windows are 1/1 double-hung sashes. Partial-width, gable roof porch, supported by stuccoed piers. Entrance has a Craftsman cottage door, with a single-light transom and 1/4-length, multi-light sidelights.

Garage, ca. 1950. One-story, one-bay, frame, gable roof, Masonite siding. (**NC**)

364 1359 TUTWILER **C** One-story, three-bay, stucco veneer bungalow with Craftsman influence, built ca. 1925. Gable roof with exposed rafter tails, covered with asphalt shingles. Windows are 1/1 double-hung sashes. Full-width porch and porte cochère covered with a gable roof, supported by brick piers, with an open brick balustrade. Entrance has a single-light door.

365 1362 TUTWILER **NC** One and one-half story, two-bay, brick veneer bungalow with influence, built ca. 1920 and substantially altered ca. 1975. Hip roof with box cornice, covered with asphalt shingles. Rear airplane added ca. 1975. Windows are 1/1 double-hung sashes. L-plan, hip roof porch, supported by wrought iron posts. Entrance has a replacement slab door.

United States Department of the Interior
National Park Service

National Register of Historic Places
Continuation Sheet

Speedway Terrace Historic District
Memphis, Shelby County, TN

Section number 7 Page 46

366 1363 TUTWILER C Two-story, three-bay, stucco veneer four-square with Colonial Revival influence, built ca. 1910. Hip roof with hip-roofed dormers and box cornice, covered with asphalt shingles. Windows are 1/1 double-hung sashes. Partial-width, shed roof porch, supported by columns with Scamozzi capitals. Entrance has a single-light door, with single-light transom and 3/4-length, single-light sidelights; and, a multi-light double door to one side.

367 1366 TUTWILER C One-story, two-bay, brick veneer bungalow with Craftsman influence, built ca. 1920. Gable roof with exposed rafter tails, covered with asphalt shingles. Windows are 1/1 double-hung sashes. Full-width porch and porte cochère covered with a gable roof porch, supported by brick piers. Entrance has a multi-light door, with 3/4-length, multi-light sidelights.

368 1370 TUTWILER C One-story, three-bay, frame bungalow with Craftsman influence, built ca. 1925. Gable roof with jerkinhead and box cornice, covered with asphalt shingles. Exterior walls covered with a wainscot of weatherboard siding with stucco veneer above. Windows are 1/1 double-hung sashes. Full-width, flat and hip roof porch, supported by brick piers, with an open brick balustrade. Entrance has a Craftsman cottage door, and a side replacement slab door.

Carport, ca. 1970. One-story, one-bay, frame, gable roof, open parking bay. (NC)

369 1371 TUTWILER NC One and one-half story, three-bay, brick veneer English cottage with Tudor Revival influence, built ca. 1930 and substantially altered ca. 1970. Side gable roof with box cornice, covered with asphalt shingles. Windows are Craftsman 3/1 double-hung sashes. One bay, gable roofed vestibule has the entrance with a Craftsman cottage door; and a side, one-bay, gable roof porch supported by brick piers fully enclosed.

370 1375 TUTWILER C One-story, three-bay, brick veneer bungalow with Craftsman influence, built ca. 1925. Gable roof with jerkinhead and exposed rafter tails, covered with asphalt shingles. Windows are 1/1 double-hung sashes. Partial-width, undercut porch, supported by brick piers. Entrance has a single-light door, with a single-light transom and 3/4-length, single-light sidelights; to one side is a single-light door with a single-light transom.

371 1376 TUTWILER C One-story, three-bay, brick veneer bungalow with Craftsman influence, built ca. 1920. Gable roof with exposed rafter tails, covered with asphalt shingles. Windows are 4/1 double-hung sashes. Partial-width porch and porte cochère covered with a flat and hip roof porch, supported by brick piers, with a closed brick balustrade. Entrance has a multi-light door, with and 3/4-length, single-light sidelights.

372 1379 TUTWILER C Two-story, two-bay, frame four-square with Colonial Revival influence, built ca. 1905. Hip roof with hip-roofed dormers and box cornice, covered with asphalt shingles. Exterior walls have weatherboard siding on the first floor with wood shingles on the second. Windows are 1/1 double-hung sashes. Full-width, hip roof porch, supported by cast stone columns with Scamozzi capitals. Entrance has a single-light door, with single-light transom and 3/4-length, single-light sidelights.

373 1380 TUTWILER C One-story, two-bay, stucco veneer bungalow with Craftsman influence, built ca. 1915. Hip roof with box cornice, covered with asphalt shingles. Windows are Craftsman multi-light/1 double-hung sashes. Full-width, undercut porch, supported by stuccoed piers. Entrance has a single-light door, with a single-light transom and 3/4-length, single-light sidelights.

374 1387 TUTWILER C One and one-half story, two-bay, brick veneer bungalow with Craftsman influence, built ca. 1925. Gable roof with jerkinhead, gable-roofed dormers and exposed rafter tails, covered with asphalt shingles. Windows are 1/1 double-hung sashes, some in pairs. Full-width, flat and hip roof porch, supported by battered brick piers. Entrance has a multi-light door, with multi-light transom and full-length, single-light sidelights.

United States Department of the Interior
National Park Service

National Register of Historic Places Continuation Sheet

Speedway Terrace Historic District
Memphis, Shelby County, TN

Section number 7 Page 47

NORTH WATKINS

375 573 N. WATKINS C One-story, three-bay, brick veneer bungalow with Craftsman influence, built ca. 1930. Gable roofs with exposed rafter tails, covered with asphalt shingles. Windows are 6/1 double-hung sashes. One-bay wide, gable roof porch, supported by brick piers. Entrance set in gable-front vestibule has a semi-circular arched single-light door.

376 649 N. WATKINS C One-story, three-bay, frame T-plan cottage with Craftsman influence, built ca. 1915. Gable roofs with box cornice, covered with asphalt shingles. Exterior walls covered with novelty siding. Windows are 1/1 double-hung sashes. Partial-width, gable roof porch, supported by boxed columns. Entrance has a replacement slab door.

United States Department of the Interior
National Park Service

National Register of Historic Places Continuation Sheet

Speedway Terrace Historic District
Memphis, Shelby County, TN

Section number 8 Page 48

NARRATIVE STATEMENT OF SIGNIFICANCE

The Speedway Terrace Historic District is proposed for nomination under criteria C in the area of architecture for its significance as a notable and substantially intact collection of middle-income residences built during the first four decades of the twentieth century. There is a variety of early twentieth century styles and traditional plan types. House types found in the district include the bungalow, the composite cottage, the modified composite cottage, the modified shotgun, the four-square, the English cottage and their variants. Architectural styles applied to these structures include Queen Anne, Colonial Revival, Craftsman, and Minimal Traditional. Houses in the Speedway Terrace Historic District reflect the massive population growth experienced by the City of Memphis in the first two decades of the twentieth century, and more specifically, of the growth of the middle class during the transition from the streetcar to the automobile suburb.

The origin of Speedway Terrace can be traced to the formation of the Speedway Land Company in September of 1905, a partnership of Charles C. Currier, William J. Brinkley, Robert Brinkley Snowden, J. W. Canada, Finley W. Faxon and G. W. McRae (Charter Book 13:398), who pledged a total of \$225,000.00 "for the purpose of buying, selling and improving real estates (sic)".... and, for "the encouragement of immigration, the locating, establishing and building of towns and cities; the purchase, improvement, development and sale of property and of industries is the object for which the charter is granted" (Charter Book 13:398-403).

Apart from the lofty language of the charter, the real purpose of the Speedway Land Company was to pool the investment capital of major Memphis real estate interests such as Robert Brinkley Snowden, with the land-based equity and capital of men like Charles Currier, J. W. Canada, and Finley Faxon. Their goal was to develop a new subdivision on the north side of a newly annexed area of the City of Memphis, completed in 1899, and made more accessible by its access to the Speedway, (North Parkway), an element of the newly created Memphis Park and Parkway System (NR 7/03/1989).

Robert Brinkley Snowden was a major figure in the development of housing subdivisions in the area annexed by the City of Memphis in 1899 now known as "Midtown." Snowden was a leading advocate in the Progressive-era "Greater Memphis Movement," in which a large coalition of leading community businessmen promoted a reform agenda that included annexation and development of suburban areas, the creation of a public utility, the development of a park and parkway system, and the development of suburban schools (see Memphis Park and Parkway System, NR 7/03/1989; and, Ashlar Hall, NR 1/13/1983). Snowden's interest in the progressive agenda was fueled, at least in part, by his interest in developing family-owned land holdings for subdivision development and sale to the growing population of the city. His first independent development was Annesdale Park (NR

United States Department of the Interior
National Park Service

National Register of Historic Places Continuation Sheet

**Speedway Terrace Historic District
Memphis, Shelby County, TN**

Section number 8 Page 49

12/22/1978) in 1903, followed by Annesdale-Snowden (NR 10/25/1979) in 1906, all on lands in the shadow of Snowden's own home, Ashlar Hall, and his family's home, Annesdale (NR 11/25/1980).

Establishment of the Speedway Land Company in 1905 (Charter 13:398-403) began Snowden's third major real estate project, followed by Stonewall Place in 1909 (NR 3/25/1982), just across North Parkway to the south of the district. The company was formed specifically to acquire the former Galloway land holdings, thus tying up much of the large-scale previously undeveloped properties in the eastern part of the annexation area of 1899. The Speedway Land Company concentrated its initial efforts on the portion of their holdings west of Interstate 240 in the years before ca. 1910. City directory listings indicate that some development of streets and the improvement of lots in Speedway Terrace began during the ca. 1905-1910 period along streets like Snowden and Tutwiler avenues (Polk 1910). However, the vast majority of the district developed after the establishment of the Speedway Terrace Subdivision by the Speedway Land Company in January of 1912 (Plat Book 6:93).

The structures built during this first wave of activity were mostly frame residences with plans derived from popular late-nineteenth century house types, including excellent representations of shotgun house variations, composite cottages, L-plan cottages, four-squares and variations of these and other plans. Survey information suggests that bungalows became more popular at about the time that the subdivision plan was formalized in 1912. In the growth phases that followed, the bungalow became nearly the exclusive choice for residential construction in Speedway Terrace.

In contrast with the more luxurious developments of Stonewall Place and Annesdale Park, Speedway Terrace emerged as a development largely targeted to the middle-income families of Memphis. The pre-World War One development of the area was probably slowed by the lack of direct streetcar service through the neighborhood. This condition may explain why the northern end of the district, with its proximity to the streetcar line on Jackson Avenue, developed earlier than the balance of the development. However, by the time of World War One, the affordability of the automobile had apparently begun to have its effect in influencing the buying habits of middle-income Memphians. City directories reveal that the neighborhood began to fill out rapidly beginning ca. 1915. The garage became a familiar part of the typical home site beginning at this time.

The attractiveness of Speedway Terrace as a residential neighborhood was spurred along by three nearby developments that occurred in the 1920s: the first was the extension of North Parkway west from its original terminus at Dunlap Street to connect with Front Street in Downtown Memphis; the second was the relocation of Southwestern College to its new site on North Parkway in 1924 (NR 7/20/1978), just a few blocks to the east of Speedway Terrace; and, the third was the development of the massive Sears, Roebuck & Company regional distribution warehouse and store on Watkins at the L&N Railroad in 1927, immediately adjacent to the southern edge of the district. The combination

United States Department of the Interior
National Park Service

National Register of Historic Places Continuation Sheet

Speedway Terrace Historic District
Memphis, Shelby County, TN

Section number 8 Page 50

of these three elements of economic development led to a flurry building activity that largely filled out Speedway Terrace by the end of the decade.

Speedway Terrace developed as a combination of custom-built and speculative-built housing. Pairs and small groups of houses which share common designs, details and floor plans that suggest the work of individual speculators working on a small scale in the development of the area are abundant in the area. However, there is also a particularly fine example of a larger-scale speculative, middle-income housing development in the neighborhood along Forrest Avenue roughly from Bellevue north to Claybrook. This group of twenty-two bungalows was developed ca. 1920 by William Cullen Chandler, a notable early twentieth century home builder whose known developments also include a subdivision of thirty-two houses on Azalia Street, the Shadowlawn Subdivision along Shadowlawn and Wellington Streets (NR 8/14/1995), and the Prescott Circle Subdivision, where Chandler collaborated with architect J. Frazier Smith in 1939 to produce a notable affordable housing project (Johnson 1993).

Dubbed by Chandler as the "Built-Rite" bungalow, the houses in Speedway were built using a small variety of floor plans, each provided with a measure of individualized detailing to avoid the obvious sense of repetition. The bungalows were provided with well-appointed kitchens and baths with built-in cabinets, hardwood floors, a concrete driveway, and other amenities that greatly appealed to the middle-income resident (Johnson 1993). By all appearances the Chandler's "Built-Rite" bungalow became something of a quality standard for other builders to emulate in the Speedway neighborhood, as contemporary houses in the area employed many of the same treatments in their construction and detail in order to compete with Chandler's houses.

The onset of the Great Depression appears to have had little effect on the completion of the Speedway Terrace neighborhood, since most of its lots were developed by 1929. However, the small amount of development that did occur after 1929 included bungalows and other, "newer" house forms, such as the English cottage form, the double-pile cottage, and the Cape, among others. While Craftsman, Colonial Revival and Tudor Revival styles were commonly applied to these structures, the stripped down colonialism of the Minimal Traditional style also appeared in the area.

The Speedway Terrace district remained a vibrant middle-class neighborhood well into the 1960s, in spite of the growing effects of post-World War Two suburbanization to the east of the city and the construction of Interstate 240 along its western edge in the mid-1960s, which separated Speedway Terrace from its related subdivision to the west, commonly known as the Galloway Speedway area. Though Speedway Terrace declined somewhat during the 1970s and 1980s, it is experiencing a renewal as a residential area today, born in part from a sense of its historical significance as a neighborhood.

United States Department of the Interior
National Park Service

National Register of Historic Places Continuation Sheet

Speedway Terrace Historic District
Memphis, Shelby County, TN

Section number 9 Page 51

MAJOR BIBLIOGRAPHICAL REFERENCES

Johnson, Eugene, and Robert D. Russell, Jr.
1990 *Memphis: An Architectural Guide*. University of Knoxville Press.

Johnson, Judith
1993 Cover form: "The Subdivisions of William Cullen Chandler."
City of Memphis Cultural Resources Survey.

Polk, R. L. & Co.
Memphis City Directories for 1905, 1907, 1910, 1915, 1920, 1925, 1930, 1950.

Shelby County Charter Book 13.

Shelby County Plat Book 6.

United States Department of the Interior
National Park Service

National Register of Historic Places

Continuation Sheet

Speedway Terrace Historic District
Memphis, Shelby County, TN

Section number 10 Page 52

GEOGRAPHICAL DATA

Verbal Boundary Description

The property in nomination is roughly bound by North Watkins Street on the east, the back property lines of properties along the north side of Snowden Avenue, the right of way for Interstate 240 North on the west, and the back property lines of properties along the south side of Forrest Avenue and North Parkway, as delineated on the attached Shelby County tax maps. The proposed boundary has been previously established by a consensus-level determination of eligibility between the Tennessee Historical Commission and the Tennessee Department of Transportation.

Boundary Justification

The property in nomination contains all of the contiguous properties built within the Speedway Terrace subdivision during the period of its historic significance, ca. 1905 to ca. 1945.

United States Department of the Interior
National Park Service

National Register of Historic Places
Continuation Sheet

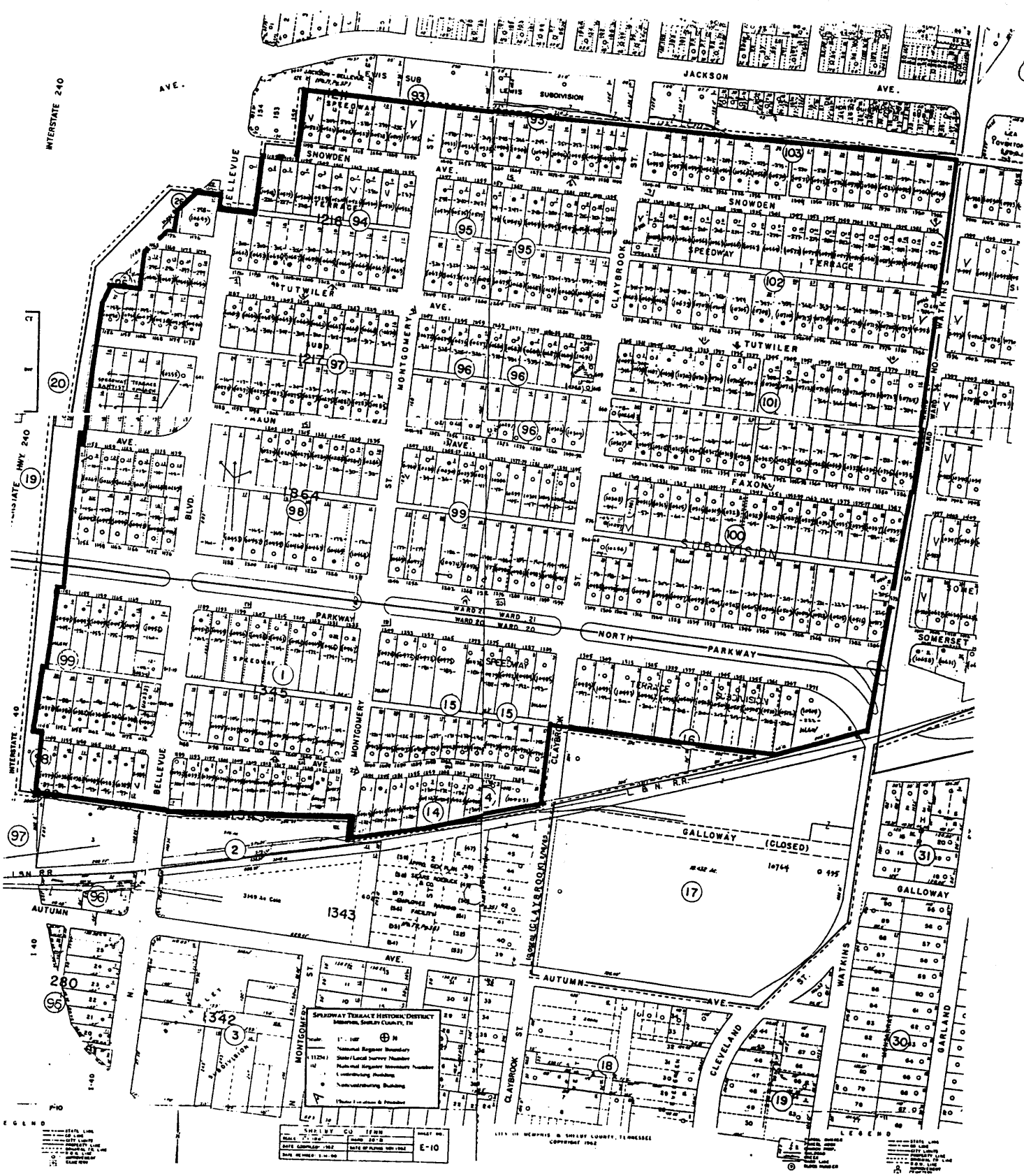
Speedway Terrace Historic District
Memphis, Shelby County, TN

Section number Photographs Page 53

PHOTOGRAPHS

Photographs by: John Linn Hopkins
Date: June 1998
Negatives: Tennessee Historical Commission

- Photo 1 of 24: View of the north side of Tutwiler, looking northeast from 1186 Tutwiler.
- Photo 2 of 24: View of 1209 Tutwiler, looking south.
- Photo 3 of 24: View of 1212 (right) and 1218 (left) Tutwiler, looking north.
- Photo 4 of 24: View of the south side of Tutwiler, looking southeast from the corner of Montgomery Street, with 1247 Tutwiler at right.
- Photo 5 of 24: View of 1257 Snowden Avenue, looking southwest.
- Photo 6 of 24: View of 1282 Snowden, looking north.
- Photo 7 of 24: View of the south side of Snowden, looking southeast from the corner of Claybrook Street, with 1309 Snowden at right.
- Photo 8 of 24: View of 1335 Snowden, looking south.
- Photo 9 of 24: View of 1385 Snowden, looking south.
- Photo 10 of 24: View of 1379 Tutwiler, looking south.
- Photo 11 of 24: View of 1323 Tutwiler, looking southeast.
- Photo 12 of 24: View of the south side of Faxon Avenue, looking southeast from 1351 Faxon, at right.
- Photo 13 of 24: View of the north side of Faxon Avenue, looking northeast from 1262 Faxon, at left.
- Photo 14 of 24: View of 1234 Faxon Avenue, looking north.
- Photo 15 of 24: View of the south side of Faxon Avenue, looking southeast from 1215 Faxon, at right.
- Photo 16 of 24: View of 1188 (right) and 1192 (left) Faxon Avenue, looking north.
- Photo 17 of 24: View of the south side of North Parkway, looking southeast from 1207 North Parkway.
- Photo 18 of 24: View of the southeast corner of North Parkway at Montgomery, looking southeast to 1253 North Parkway at center.
- Photo 19 of 24: View of 1268 North Parkway, looking north.
- Photo 20 of 24: View of the north side of North Parkway, looking northeast from 1280 North Parkway, at left.
- Photo 21 of 24: View of the north side of Forrest Avenue, looking northeast from 1224 Forrest, at left.
- Photo 22 of 24: View of the south side of Forrest Avenue, looking southeast from 1241 Forrest, at right.
- Photo 23 of 24: View of 1216 Forrest Avenue, looking north.
- Photo 24 of 24: View of the north side of Forrest Avenue, looking northeast from 1262 Forrest, at left.



Speedway Terrace Historic District
 Shelby Co. TN - reduced scale map