

**United States Department of the Interior
National Park Service**

**National Register of Historic Places
Inventory—Nomination Form**

For NPS use only

received **MAY 12 1987**

date entered **JUN 23 1987**

See instructions in *How to Complete National Register Forms*
Type all entries—complete applicable sections

1. Name

historic Ashland Place Historic District

and/or common

2. Location

street & number Bounded on the North by Springhill Avenue, on the East by Ryan Avenue, on the South by Old Shell Road, and NA not for publication on the West by Levert Avenue (see continuation sheet)

city, town Mobile NA vicinity of _____ congressional district 1

state Alabama code 01 county Mobile code 097

3. Classification

Category	Ownership	Status	Present Use
<input checked="" type="checkbox"/> district	<input type="checkbox"/> public	<input checked="" type="checkbox"/> occupied	<input type="checkbox"/> agriculture
<input type="checkbox"/> building(s)	<input checked="" type="checkbox"/> private	<input type="checkbox"/> unoccupied	<input type="checkbox"/> commercial
<input type="checkbox"/> structure	<input type="checkbox"/> both	<input type="checkbox"/> work in progress	<input type="checkbox"/> educational
<input type="checkbox"/> site	Public Acquisition	Accessible	<input type="checkbox"/> entertainment
<input type="checkbox"/> object	<input type="checkbox"/> in process	<input type="checkbox"/> yes: restricted	<input type="checkbox"/> government
	<input type="checkbox"/> being considered	<input checked="" type="checkbox"/> yes: unrestricted	<input type="checkbox"/> industrial
	<u>NA</u>	<input type="checkbox"/> no	<input type="checkbox"/> military
			<input type="checkbox"/> museum
			<input type="checkbox"/> park
			<input checked="" type="checkbox"/> private residence
			<input type="checkbox"/> religious
			<input type="checkbox"/> scientific
			<input type="checkbox"/> transportation
			<input type="checkbox"/> other:

4. Owner of Property

name Multiple owners

street & number

city, town _____ vicinity of _____ state _____

5. Location of Legal Description

courthouse, registry of deeds, etc. Mobile County Courthouse

street & number 109 Government Street

city, town Mobile state Alabama

6. Representation in Existing Surveys

title Alabama Inventory has this property been determined eligible? yes no

date 1970-present federal state county local

depository for survey records Alabama Historical Commission

city, town Montgomery state Alabama

7. Description

Condition		Check one	Check one
<input checked="" type="checkbox"/> excellent	<input type="checkbox"/> deteriorated	<input checked="" type="checkbox"/> unaltered	<input checked="" type="checkbox"/> original site
<input type="checkbox"/> good	<input type="checkbox"/> ruins	<input type="checkbox"/> altered	<input type="checkbox"/> moved date _____
<input type="checkbox"/> fair	<input type="checkbox"/> unexposed		

Describe the present and original (if known) physical appearance

Ashland Place is located two and one-half miles west of Mobile's downtown core on Springhill Avenue and is comprised of 81 primary structures covering an area of approximately 40 acres. This district is bounded on the north by Springhill Avenue; bounded on the east by the rear lot lines of properties along the east side of Ryan Avenue and by the rear lot lines of properties along the west side of Woodlands Avenue; bounded on the south by Old Shell Road; and bounded on the west by the rear lot lines of properties along the west side of Levert Avenue.

Ashland Place Historic District (1908-1940) was settled as an early streetcar suburb along the Springhill Avenue trolley line. This district was originally centered and platted around the 1844 raised cottage and 40-acre homestead of Lorenzo M. Wilson (father of Augusta Evans Wilson). Streets in the neighborhood are 60 feet wide, asphalt paved, platted in an irregular grid pattern, concrete curbed and flanked by concrete sidewalks. Also, the blocks have retained their original 15-foot alleyways. The streets are lined with large rectangular lots with a frontage of 75 feet and running between 150 and 200 feet deep. Occasionally, lots have been doubled or resubdivided. Houses along Levert, DeLeon and Ashland Place Avenues are set back 40 to 50 feet while those along Ryan and Lanier Avenues are set back 30 to 40 feet. As the subdivision is slightly rolling, most lots are terraced with low (six inch) masonry retaining walls. All lots are well planted and shaded with numerous live oaks planted on the lots as well as planted along the streets. The subdivision also features a main entrance gate at the head of Lanier Avenue and three smaller entrances off Old Shell Road.

Housing forms and styles throughout the district reflect the range of styles and forms popular between 1900 and 1940. Housing forms found in the neighborhood include T-plans, U-plans, irregularly massed plans, bungalows and Four Squares. These forms appear in a variety of styles and combinations of styles popular during the early 20th century such as Georgian and Federal Revivals, Colonial and Classic Revivals, Craftsman, Mission Revival, Tudor Revival, English Period Revival and suburban Ranch. Most of the houses are architect-designed homes built for upper-class owners.

Ashland Place is comprised of 73 contributing primary structures (90%) and eight noncontributing primary structures (10%). In addition, the district contains 24 contributing outbuildings and three noncontributing outbuildings.

73 contributing primary structures
<u>8 noncontributing primary structures</u>
81 total properties

FHR-8-300A
(11/78)

UNITED STATES DEPARTMENT OF THE INTERIOR
HERITAGE CONSERVATION AND RECREATION SERVICE

FOR HCRS USE ONLY

RECEIVED

DATE ENTERED

**NATIONAL REGISTER OF HISTORIC PLACES
INVENTORY -- NOMINATION FORM**

CONTINUATION SHEET

ITEM NUMBER

2

PAGE

1

STREET ADDRESSES:

Ashland Place Avenue--2251 - 2309

DeLeon Avenue-----2250 - 2306

Lanier Avenue-----100 - 217

Levert Avenue-----101 - 213

Ryan Avenue-----101 - 124

Springhill Avenue-----2205, 2313

**NATIONAL REGISTER OF HISTORIC PLACES
INVENTORY -- NOMINATION FORM**

CONTINUATION SHEET

ITEM NUMBER 7 PAGE 1

I. CONTRIBUTING STRUCTURES (73)

- 1.) Ashland Place Main Entrance Gates
Lanier Avenue, ca.1907, 297B-15; 297B-34; 297B-35

Two single story stuccoed gate houses flank Lanier-- ceramic tile hipped roof, wide eaves with shaped rafter ends exposed--square openings flanked by fluted Doric columns on two facades face Lanier and Springhill Avenues-- arched doorway faces subdivision--masonry bench below rectangular window opening on interior of fourth wall--curvalinear stuccoed wall extends from gatehouse corner to fat, square, paneled gate post--gates missing--masonry benches run along curved walls--masonry urns at top of posts-- metal signage "Ashland Place" arched across urns--entrance constricts Lanier Avenue at intersection of Springhill-- design attributed to architect George B. Rogers.

- 2.) Ashland Place Rear Entrance Gate
Ryan Avenue, ca.1907, 297A-06

Curvalinear stuccoed entrance flanks Ryan Avenue at intersection of Old Shell Road--entrance constricts intersection-- short, fat, square, paneled gate posts--gates missing--"Ashland" and "Place" in panels--low paneled wall with masonry bench extends from gateposts to a small pergola over sidewalk--extremely low retaining wall extends from pergola to a short, square post--design attributed to George B. Rogers.

- 3.) Ashland Place Rear Entrance Gate
Levert Avenue, ca.1907, 297-05

Curvalinear stuccoed entrance flanks Levert Avenue at intersection of Old Shell Road--entrance constricts intersection-- design duplicates entrance at Ryan Avenue and Old Shell Road-- design attributed to George B. Rogers.

**NATIONAL REGISTER OF HISTORIC PLACES
INVENTORY -- NOMINATION FORM**

CONTINUATION SHEET

ITEM NUMBER 7 PAGE 2

- 4.) Ashland Place Rear Entrance Gate
Lanier Avenue, ca.1907, 297-30

Curvalinear stuccoed entrance flanks Lanier Avenue at intersection of Old Shell Road--entrance constricts intersection--short, fat, square, paneled gate posts--gates missing--low paneled walls with masonry benches extend to short, fat, square end posts--design attributed to George B. Rogers.

ASHLAND PLACE AVENUE

- 5.) 2251 Ashland Place, 1922, 297A-21
two story brick--5 bay--Georgian/Federal Revival--gable roof--dentilated eaves--gable ends pedimented with dentilated horizontal and raking cornices--pedimented entrance with pilasters and five light transom--6/6 windows with masonry sills and lintels, louvered shutters--one story sun room.
- 6.) 2252 Ashland Place, 1926, 297A-18
two story frame--wood shingles--Dutch Colonial Revival--gambrel roof with large shed dormer--gabled canopy supported by decorative brackets over door--6/6 twin windows with louvered shutters--one bay extensions on east and west sides--west extension with small shed dormer.
- 7A.) 2253 Ashland Place, 1933, 297A-22
one story brick--T-plan--Federal Revival--masonry features randomly placed projecting bricks--large interior gable end chimneys--9/9 windows with louvered shutters--contractor was Pat Laurendine.
- 7B.) 2253 Ashland Place, 1933
one story--brick garage--gable roof--design matches house.

**NATIONAL REGISTER OF HISTORIC PLACES
INVENTORY -- NOMINATION FORM**

FOR HCRS USE ONLY
RECEIVED
DATE ENTERED

CONTINUATION SHEET

ITEM NUMBER

7

PAGE

3

- 8.) 2254 Ashland Place, 1909, 297A-19
two story frame--rectangular--Stick/Craftsman--gabled/hipped
roof--stucco and frame gable end supported by large decorative
brackets--wide eaves with shaped rafter ends--one story
wrap-around porch with large square paneled columns and
unfluted Tuscan columns--gable over entrance matches roof
gable--entrance with transom and sidelights--walk-through
windows on first floor--design attributed to Clarence L.
Hutchisson, Sr.
- 9.) 2256 Ashland Place, 1926, 297A-20
two story frame--Colonial Revival--gable roof--rectangular five
bay --gabled entrance porch with unfluted round columns--
entrance with sidelights and fanlight--one story west ex-
tension with casement windows--6/6 windows and louvered
shutters.
- 10.) 2301 Ashland Place, 1937, 297A-24
one story brick--English Period Revival--rectangular--
irregularly massed--gable roof--projecting gable ends rest
on corbeling--raised entrance--metal frame casement windows--
masonry (painted) features randomly placed projecting brick--
contractor was C. Guy Durham.
- 11.) 2305 Ashland Place, 1926, 297A-25
one story stucco--Tudor Revival--gable roof--stucco and
"half-timbered" gable end--recessed entrance with Tudor
arch and decorative hoodmolding--casement windows--brick
chimneys with double stacks rotated 90° and decorative
chimney pots--terraced yard with stucco and brick retaining
wall.
- 12.) 2308 Ashland Place, 1921, 297A-27
one story frame--Craftsman--narrow weather boarding above
window sills--wide weather boarding below windows--raised
basement--irregularly massed--gable roof--bracketed gable
ends--projecting gabled porch over entrance--narrow square
posts--9/1 windows--casement windows--screened projecting
porch on west end--low brick retaining wall around yard--
designed by Clarence L. Hutchisson, Sr.

**NATIONAL REGISTER OF HISTORIC PLACES
INVENTORY -- NOMINATION FORM**

FOR HCRS USE ONLY

RECEIVED

DATE ENTERED

CONTINUATION SHEET

ITEM NUMBER

7

PAGE

4

- 13A.) 2309 Ashland Place, 1921, 297A-26; 297A-28
one and one-half story--frame--Craftsman bungalow--gable
roof with wide eaves and brackets--large gabled dormer--
fieldstone (painted) porch piers and blind balustrade--
shallow pointed arch porch bays--narrow Craftsman windows.
- 13B.) 2309 Ashland Place, 1921
one and one-half story garage--frame--gabled roof--gabled
dormer--original garage stall enclosed--contemporary car-
port attached to front.

DE LEON AVENUE

- 14.) 2250 DeLeon, 1921, 297A-34
two story frame--Four Square--hipped roof with wide eaves
and hipped dormers--hipped and bracketed canopy over entrance--
8/8 windows with louvered shutters.
- 15.) 2254 DeLeon, 1908, 297A-33
two story frame--Georgian Revival--gable roof with molded
cornice--three gabled dormers with roundheaded windows,
molded raking cornices and pilasters--one story full width
projecting porch with wide dentilated entablature, round
columns and deck balustrade--bay window--entrance with
sidelights and fanlight--double leaf French doors with side-
lights and fanlight--12/1 windows with louvered shutters--
designed by George B. Rogers.
- 16A.) 2256 DeLeon, 1938, 297A-32
two story frame--seven bay--rectangular--shiplapped siding--
hipped roof--central three bays recessed to form double
tiered porch--windows covered by louvered shutters--brick
exterior chimney on south (side) wall--contractor was W.L.
Campbell.
- 16B.) 2256 DeLeon, ca.1938
two story frame--guesthouse--hipped roof

**NATIONAL REGISTER OF HISTORIC PLACES
INVENTORY -- NOMINATION FORM**

FOR HCRS USE ONLY
RECEIVED
DATE ENTERED

CONTINUATION SHEET

ITEM NUMBER 7 PAGE 5

- 17A.) 2301 DeLeon, 1913, 297B-01
two story stucco--Craftsman/Classic Revival--hipped roof
with three hipped dormers, wide eaves with shaped rafter
ends--recessed entrance with sidelights--pediment over
entrance with narrow architrave, wide frieze and triglyphs,
bracketed raking and horizontal cornices--fluted Doric
columns--pilasters--9/1 and 12/1 windows--1 story porch
(openings replaced with windows) with hipped roof off
east wall--designed by Clarence Hutchisson, Sr.
- 17B.) 2301 DeLeon, ca.1920
two story frame--garage/apartment--hipped asbestos tile
roof--swinging doors.
- 18.) 2304 DeLeon, 1909, 297A-30
two story frame--rectangular--Craftsman/Colonial Revival--
hipped roof with exposed rafter ends--SW corner appears
to have been a porch, now infilled with French doors and
transoms--cantilevered second story porch over French doors:
square posts and balustrade, French doors with transom--9/1
windows with louvered shutters--porte-cochere off east wall--
designed by George B. Rogers
- 19.) 2306 DeLeon, 1922, 297A-29
two story frame--Classic Revival--gable roof with bracketed
eaves--three bay--two story gabled projecting portico over
central bay: lunette in gable end, bracketed eaves, wide
entablature--fluted Ionic columns--narrow full width second
floor balcony: supported by fluted Ionic columns, balustrade,
wide dentilated entablature--transomed entrance flanked by
transomed double leaf French doors--three French doors lead
to second floor balcony.

LANIER AVENUE

- 20.) 100 Lanier, 1937, 297-31
two story brick--Federal Revival--gable roof--bracketed and
dentilated cornice--entrance with sidelights and transom:
pilasters support large cornice--one story porch covers

**NATIONAL REGISTER OF HISTORIC PLACES
INVENTORY -- NOMINATION FORM**

FOR HCRS USE ONLY

RECEIVED

DATE ENTERED

CONTINUATION SHEET

ITEM NUMBER 7 PAGE 6

(20 continued)

entrance: wide dentilated entablature supported by narrow fluted columns, pilasters--6/6 windows with brick sills and masonry lintels--twin window lintels have keystone--one story extension off south (side) wall--brick exterior gable end chimney flanked by quarter lunettes--contractor was Brewton Greene.

- 21A.) 103 Lanier, 1917, 297-29
two story brick/stucco--Tudor Revival--gable roof--stucco and "half-timbered" gable ends--first floor brick--second floor stucco--roundheaded entrance--recessed corner porch with "timber" frame supports--9/1 windows with brick lintels.
- 21B.) 103 Lanier, 1917
two story stucco/"half-timber"--garage/apartment--matches house--gable roof--sliding (?) doors.
- 22A.) 105 Lanier, 1923, 297-28
two story frame--Dutch Colonial Revival--gambrel roof with large shed dormer--entrance with sidelights and fanlight--vaulted porch over entrance with wide entablature supported by unfluted round columns and square pilasters--9/1 windows--south (side) extension with casement windows.
- 22B.) 105 Lanier, ca.1923
two story frame--garage/apartment--gable roof
- 23A.) 106 Lanier, 1925, 297-32
two story stucco--English Period Revival--gable roof--recessed segmental arched entrance in projecting gable end--entrance flanked by tile panels--segmental arched casement windows--brick "quoin" work surrounds window and door openings.
- 23B.) 106 Lanier, ca.1925
one and one-half story--frame--garage/apartment--gable roof.

**NATIONAL REGISTER OF HISTORIC PLACES
INVENTORY -- NOMINATION FORM**

CONTINUATION SHEET

ITEM NUMBER 7 PAGE 7

- 24.) 108 Lanier, 1937, 297-33
one story brick--English Period Revival--rectangular--irregularly massed--gable roof--masonry (painted) features randomly placed projecting brick--roundheaded door--corner porch (infilled) with arched bays--exterior, stepped chimney with roundheaded niche and corbeled top--casement windows--contractor was Brewton Greene.
- 25.) 110 Lanier, 1923, 297-34
one and one-half story--frame--Craftsman bungalow--gable roof with shed dormer--gabled porch over entrance with paneled brick piers--transomed entrance--Craftsman casement windows.
- 26.) 111 Lanier, 1935, 297-27
one and one-half story--brick--English Period Revival--T-plan--gabled asbestos tile roof--small shed dormer--brick herringbone pattern on gable peak--bay windows with diamond pane casement windows--recessed, roundheaded entrance--metal frame casement windows--contractor was J.F. Pate.
- 27.) 112 Lanier, 1937, 297-35
two story brick--irregular massing--English Period Revival--gabled asbestos tile roof--gabled dormers--decorative brickwork on gable ends--gabled projecting entrance: brick recessed surround, segmental arch with stone keystone and corner blocks--paneled exterior gable end chimney--6/6 windows--designed by Clarence L. Hutchisson, Jr.--contractor was Everett L. Foster.
- 28A.) 114 Lanier, 1926, 297-36
two story frame-Colonial Revival/Craftsman--gable roof with hipped dormers--entrance with sidelights and fanlight--hipped porch over entrance: entablature supported by two unfluted columns--Craftsman casement windows--molded stringcourse.
- 28B.) 114 Lanier, ca.1926
one story --frame--garage--gable roof--two stall--modern roll-up doors.

**NATIONAL REGISTER OF HISTORIC PLACES
INVENTORY -- NOMINATION FORM**

FOR HCRS USE ONLY

RECEIVED

DATE ENTERED

CONTINUATION SHEET

ITEM NUMBER

7

PAGE

8

- 29.) 200 Lanier, 1921, 297B-20
one story--frame--Colonial Revival--hipped roof--corner porch (enclosed) with square posts and balustrade--entrance with sidelights and fanlight--gabled porch over entrance: square pilasters, columns support arched architrave, broken-pediment--designed by Clarence L. Hutchisson, Sr.
- 30.) 201 Lanier, 1938, 297B-09
two story brick--Federal Revival--5 bay--gable roof--side-lighted and transomed entrance--6/6 windows with louvered shutters--cantilevered second floor porch over central three bays--cast iron supports and railing--contractor was Horace A. Fowler--design attributed to Clarence L. Hutchisson, Sr.
- 31A.) 204 Lanier, 1909, 297B-19
two story frame--Classic Revival--gable roof with hipped dormers--one story full width porch: entablature, Ionic columns, square pilasters, low balustrade around central portion of upper deck--sidelighted and transomed entrance flanked by transomed double leaf French doors--pedimented gable over central bay supported by scrolled brackets--three part (6/1, 9/1, 6/1) window crowned by decorative molding--designed by Clarence L. Hutchisson, Sr.
- 31B.) 204 Lanier, ca.1920
one story frame--garage--gable roof--folding doors.
- 32A.) 207 Lanier, 1912, 297B-10
two story stucco--Craftsman/Mission--hipped ceramic tile roof--one story full width porch: square paneled posts, cast iron railing, short square paneled posts on upper deck--sidelighted entrance--double leaf French doors--walk-through windows to deck--12/1 windows--designed by Clarence L. Hutchisson, Sr.
- 32B.) 207 Lanier, 1912
one story stucco--garage--matches house--ceramic tile hipped roof--porte-cochere.

**NATIONAL REGISTER OF HISTORIC PLACES
INVENTORY -- NOMINATION FORM**

CONTINUATION SHEET

ITEM NUMBER 7 PAGE 9

- 33A.) 210 Lanier, 1923, 297B-18
two story frame--Dutch Colonial Revival--gambrel roof
with shed dormer and small lunette in gable end--one
story projecting porch (enclosed) wings off north and
south sides: hipped roof, two part entablature, un-
fluted columns--entrance with sidelights and fanlight--
small gabled entrance porch: vaulted roof, square pilas-
ters, columns--9/9 windows with louvered shutters--
repairs designed by Clarence L. Hutchisson, Sr.
between 1923 and 1930.
- 33B.) 210 Lanier, 1923
two story--frame--garage/apartment--matches house--
gambrel roof--folding doors.
- 34.) 211 Lanier, 1908, 297B-11
two story stucco--Craftsman/Mission--hipped ceramic tile
roof with shed dormer--6/1 windows--one story full width
enclosed(?) porch: flat roof, three roundheaded French
doors, casement windows--one story enclosed(?) porch off
south side: hipped roof, casement windows--later alterations
(after 1911) designed by Clarence L. Hutchisson, Sr.
- 35A.) 213 Lanier, 1919, 297B-12
one story frame--Craftsman bungalow--gable roof--bracketed
gable end with projecting vent--full width recessed porch:
blind balustrade, square pilasters, square piers--transomed
entrance--casement windows--rear gabled projecting addition--
designed by Clarence L. Hutchisson, Sr.
- 35B.) 213 Lanier, ca. 1920
two story--frame--garage/apartment--gable roof--
synthetic(?) siding.
- 36A.) 214 Lanier, 1927, 297B-17
two story stucco--Tudor Revival--irregular massing--tile
shingle gable roof--stone "quoinwork" along chimney and
entrance, randomly placed stone on other building edges--
recessed roundheaded entrance with sidelights--"half-timbering"
on second floor gable end--gabled canopy over side entrance--
casement windows.

FOR HCRS USE ONLY

RECEIVED

DATE ENTERED

**NATIONAL REGISTER OF HISTORIC PLACES
INVENTORY -- NOMINATION FORM**

CONTINUATION SHEET

ITEM NUMBER 7 PAGE 10

- 36B) 214 Lanier, 1927
one and one-half story--stucco--garage--matches house--
gable roof with dormer--tile shingle roof
- 37) 217 Lanier, 1921, 297B-13
one story stucco--Craftsman--hipped ceramic tile roof--
projecting gable end--9/1 windows--transomed entrance--
gabled porch over entrance supported by square piers--
designed by Clarence L. Hutchisson, Sr.

LEVERT AVENUE

- 38) 101 Levert, 1919, 297-06
one story brick--Craftsman bungalow--variegated brick
(refaced?)--hipped roof--projecting gable end porch:
bracketed gable end, shaped entablature, brick piers,
cast iron railing (not original)--6/1 windows
- 39) 102 Levert, 1928, 297B-08
one story--fieldstone (purportedly salvaged from county
jail)--English Period Revival--complex hipped/gable roof--
irregularly massed--projecting gable ends--segmental
arched entrance--metal frame casement windows--fieldstone
chimneys with clay pots
- 40) 103 Levert, 1925, 297-07
two story frame--Colonial Revival/Craftsman--asbestos tile
gable roof with shed dormer--9/1 windows with louvered
shutters--sidelighted entrance--bracketed shed canopy over
entrance
- 41) 105 Levert, 1920, 297-08
two story frame--Colonial Revival--hipped roof--recessed/
projecting double tiered porch: pedimented, full height
paneled square columns, balustraded second floor--double
leaf entrance with transom--double leaf French doors on
second floor--1/1 windows with louvered shutters--designed
by Clarence L. Hutchisson, Sr.

**NATIONAL REGISTER OF HISTORIC PLACES
INVENTORY -- NOMINATION FORM**

CONTINUATION SHEET

ITEM NUMBER 7

PAGE 11

- 42) 106 Levert, 1935, 297B-05
one story--brick (painted)--Goergian Revival--U-plan--
recessed porch with square columns--entrance flanked by
double leaf French doors--6/6 windows--contractor was
M.K. Johnson
- 43) 108 Levert, 1927, 297B-04
one story--variegated brick--English Period Revival--
gable roof with roundheaded vents--gabled entrance bay--
roundheaded entrance--recessed corner porch (enclosed)
with arched openings--diamond pane casement windows
- 44) 109 Levert, 1927, 297-09
two story frame--Colonial Revival--hipped roof--6/6
windows--entrance with fanlight--vaulted porch over
entrance--entablature supported by square columns and
pilasters--one story porch (enclosed) off south side
with square columns
- 45A) 111 Levert, 1910, 297-10
two story--Craftsman/Colonial Revival--first floor stucco--
second floor frame--hipped ceramic tile roof with gabled
dormer--one story full width projecting porch: stuccoed
piers, Ionic columns, balustraded upper deck--double leaf
transomed entrance and transomed double leafed French
doors on first floor--two double leaf transomed French
doors on second floor--porch extends to form double
tiered porte-cochere (upper tier enclosed)--design attributed
to Clarence L. Hitchisson, Sr.
- 45B) 111 Levert, 1937
two story frame--garage/apartment--dropped siding--gable
asbestos tile roof--contractor was Charles Clements
- 46A) 112 Levert, 1931, 297B-02; 297B-03; 297-26
two story brick--Tudor Revival--U-plan--gable roof with
hipped dormers--masonry features randomly placed projecting
brick--portion of second floor stucco and "half-timber"--
recessed porch (enclosed) with arched bays at south end--
deck above porch recessed into roof slope with wide brick
chimney--12/12 windows-- casement windows--arched entrance--
roundheaded side entrance

**NATIONAL REGISTER OF HISTORIC PLACES
INVENTORY -- NOMINATION FORM**


CONTINUATION SHEET

ITEM NUMBER 7 PAGE 12

- 46B) 112 Levert, 1931
one story brick--garage--matches house--gable roof--
gabled entrance with roundheaded door
- 47A) 151 Levert, 1908, 297-12
two story frame--Classic Revival--hipped asbestos tile roof--
molded cornice with dentils--one story projecting wrap-around
porch (side portion enclosed): pediment over entrance, molded
cornice, dentils, Ionic columns, low balustrade--15/1 facade
windows--1/1 windows--transomed and sidelighted entrance--
design attributed to Clarence L. Hutchisson, Sr.
- 47B) 149 Levert, ca. 1908
one story frame--outbuilding--hipped asbestos tile roof--
double leaf French doors--3/1 windows--(with 151 Levert)
- 48) 153 Levert, 1919, 297-13
two story frame--Dutch Colonial Revival--gambrel roof with
large shed dormer--sidelighted entrance--gabled canopy over
entrance--6/6 windows with louvered shutters--one story
extension with metal frame casement windows--designed by
Clarence L. Hutchisson, Sr.
- 49) 155 Levert, 1908, 297-14
two story frame--T-plan--Classic Revival--hipped roof with
gabled dormer--gabled projecting bay--sidelighted and
transomed entrance--12/1 windows--one story projecting
wrap-around porch: entablature, Ionic columns, balustraded
upper deck--designed by Clarence L. Hutchisson, Sr.
- 50) 159 Levert, 1916, 297-15
two story frame--Classic Revival/Craftsman--hipped roof--
entrance with fanlight--pedimented porch over entrance:
entablature, square pilasters, round columns--double tiered
porch (upper tier enclosed) off south side: square pilasters,
round columns--designed by Clarence L. Hutchisson, Sr.
- 51A) 201 Levert, 1922, 297-17
two story frame--Classic Revival--hipped roof--one story
extension off south side--entrance with sidelights and
fanlight--vaulted porch over entrance: entablature bracketed
and dentilated, fluted pilasters, fluted columns--6/6 windows--
designed by Clarence L. Hutchisson, Sr.--(synthetic siding)

**United States Department of the Interior
National Park Service**

**National Register of Historic Places
Inventory—Nomination Form**



Continuation sheet


Item number 7

Page 13

- 51B) 201½ Levert, 1922
two story frame--garage/apartment--synthetic siding--
hipped roof--6/1 windows
- 52A) 205 Levert, 1923, 297-18
one and one-half story--frame--Colonial Revival bungalow--
gabled roof with shed dormer--entrance with sidelights and
fanlight--gabled porch over entrance: pedimented, entablature,
square pilasters, square columns--one story porch off south
side: entablature, square pilasters, square columns--9/9
and 6/6 windows
- 52B) 205 Levert, 1923
one story frame--garage--matches house--gable roof--carport
added to front
- 53) 208 Levert, 1925, 297-24
one story stucco--Craftsman--U-plan--gable roof--entrance
flanked by double leaf French doors--projecting gable ends
have paired roundheaded double leaf French doors
- 54A) 211 Levert, 1927, 297-20
two story stucco--Tudor Revival--tile shingle gable roof--
recessed entrance--"half-timbered" gable ends--projecting
gable end has brick "quoins" around window--6/6 windows--
casement windows
- 54B) 211 Levert, 1927
one and one-half story--garage--stucco--matches house--
gable roof with gabled dormers--converted to guesthouse--
casement windows replace garage door
- 55) 213 Levert, 1935, 297-21
two story frame--Classic Revival--hipped/gable roof--
bracketed cornice--two story portico: square pilasters,
square columns, bracketed cornice, balustraded upper
deck--double leaf entrance--6/6 windows--spindled lunette
in gable ends--floor length windows on first floor facade--
contractor (and owner) was Edward L. Robinson

United States Department of the Interior
National Park Service

National Register of Historic Places
Inventory—Nomination Form



Continuation sheet

Item number 7

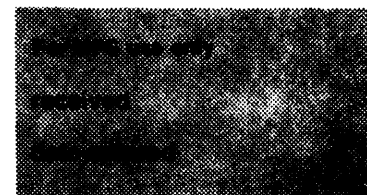
Page 14

RYAN AVENUE

- 56A) 101 Ryan, 1923, 297A-05
one story frame--Craftsman bungalow--gable roof--transomed
and sidelighted entrance--projecting gable end porch: dentilated
entablature, low brick blind balustrade, brick piers, paneled
and battered columns--(half of porch enclosed)
- 56B) 101 Ryan, ca. 1923
one story frame--garage--gable roof
- 57A) 102 Ryan, 1925, 297A-07
two story frame--Colonial Revival--hipped roof--bracketed
eaves--entrance with sidelights and fanlight--one story
hipped porch over entrance with bracketed eaves and square
columns--6/6 and 9/9 windows--casement windows--one story
porch off north side with brick piers
- 57B) 102 Ryan, ca. 1925
two story frame--garage/apartment--dropped siding--gable roof
- 58) 103 Ryan, 1923, 297A-04
one and one-half story--brick--Craftsman bungalow--gable
roof--large gabled dormer--projecting gable end porch--
brick piers--blind brick balustrade
- 59) 106 Ryan, 1922, 297A-08
one story frame--Craftsman/Colonial Revival--gable roof--
entrance with fanlight--enclosed recessed corner porch--
small gabled porch over entrance: large entablature, square
columns--4/4 windows
- 60) 107 Ryan, 1921, 297A-02
one story frame--Craftsman bungalow--gable roof--projecting
gable end porch supported by brick piers--6/1 windows
- 61) 108 Ryan, 1938, 297A-09
two story stucco--Craftsman--hipped roof--entrance under
recessed arch with decorative hoodmolding--two sets of
double leaf French doors open onto narrow balconies--8/1
windows--one story porch (enclosed) on south side

United States Department of the Interior
National Park Service

National Register of Historic Places
Inventory—Nomination Form



Continuation sheet


Item number 7

Page 15

- 62A) 109 Ryan, 1922, 297A-01
two story frame--Colonial Revival--hipped roof--transomed
and sidelighted entrance--6/1 and 9/1 windows--one story
projecting porch over entrance: entablature, pilasters,
round columns, balustraded porch deck and upper deck
- 62B) 109 Ryan, ca. 1922
two story frame--outbuilding--hipped roof--carport
addition at front
- 63) 110 Ryan, 1928, 297A-10
one story frame--English Period Revival--gable roof--
roundheaded entrance--6/6 windows--casement windows--
enclosed porch (?)--contractor was Hardee and Bost
- 64A) 111 Ryan, 1926, 297A-00
one and one-half story--stucco--Craftsman/Colonial Revival
bungalow--gable roof with gabled dormer--sunburst (blind)
lunette over triple 9/1 windows--projecting porch supported
by stuccoed piers and round columns
- 64B) 111 Ryan, ca. 1926
one story frame--garage--gable roof--three stall--sliding doors
- 65) 112 Ryan, 1927, 297A-11
one story frame--Colonial Revival--U-plan--gable asbestos
tile roof--sidelighted entrance flanked by double leaf
French doors--recessed porch supported by square pilasters
and round columns--gable ends have Palladian-type casement
windows
- 66) 113 Ryan, 1924, 297-37
two story frame--Federal Revival--gable roof with gabled
dormers--entrance with sidelights and fanlight--small gabled
porch over entrance supported by round columns--6/6 windows
with louvered shutters--one story extension on north side
- 67) 114 Ryan, 1939, 297A-12
one and one-half story--brick and frame--Colonial Revival tract
house--gable roof with gabled dormers--dentilated cornice--6/6
windows with louvered shutters--pilasters and entablature form
entrance surround--frame wings on north and south sides--
contractor was A.H. Cropp--design attributed to Clarence L.
Hutchisson, Sr.--(frame portions covered with synthetic siding)

United States Department of the Interior
National Park Service

National Register of Historic Places
Inventory—Nomination Form



Continuation sheet


Item number 7

Page 16

- 68) 116 Ryan, 1938, 297A-13
two story--brick (painted)--Georgian Revival--hipped roof--
transomed and sidelighted entrance--small one story porch
over entrance: entablature with triglyphs, square fluted
pilasters, fluted round columns, cast iron upper deck
balustrade--6/6 windows with louvered shutters--contractor
was Brewton Greene
- 69) 118 Ryan, 1921, 297A-14
two story frame--Colonial Revival--hipped roof--one story
extension off south side--transomed entrance--gabled porch
over entrance supported by square pilasters and round columns--
8/8 and 8/12 windows--design attributed to Clarence L.
Hutchisson, Sr.--(encased in synthetic siding)
- 70) 120 Ryan, 1938, 297A-15
one and one-half story--brick and frame--Colonial Revival
tract house--gable roof with gabled dormers--dentilated
cornice--6/6 windows with louvered shutters--pilasters and
arched entablature form entrance surround for recessed
entrance with transom--frame wing on south side--contractor
was W.L. Campbell
- 71) 122 Ryan, 1931, 297A-16
one story brick--Craftsman/English Period Revival--masonry
features randomly placed projecting brick--gable roof--
projecting gable end porch--arched porch bays--6/6 windows--
contractor was Henry M. Conrad
- 72) 124 Ryan, 1927, 297A-17
one and one-half story--frame--Colonial Revival--gable roof--
second floor windows form gabled dormers--second floor double
leaf French doors form a vaulted dormer with sunburst (blind)
lunette--transomed entrance--small one story porch over
entrance supported by square paneled pilasters and columns--
12/12 windows--one story south wing with casement windows

**United States Department of the Interior
National Park Service**

**National Register of Historic Places
Inventory—Nomination Form**



Continuation sheet

Item number 7


Page 17

SPRINGHILL AVENUE

- 73A) 2313 Springhill, 1925, 297-22
two story stucco--Craftsman/Mission--hipped ceramic tile
roof--double leaf entrance--hipped canopy supported by
brackets over entrance--casement windows--one story porch
wings on east and west sides (enclosed with casement
windows): bracketed entablatures imitate pergola, square
paneled columns, balustraded upper decks--1938 alterations
contracted by Horace A. Fowler--1938 architect may have
been Clarence L. Hutchisson, Sr.
- 73B) 2313 Springhill, 1925
one story stucco--garage--hipped ceramic tile roof--
three stall: one pair swinging doors, two modern
roll-up doors

United States Department of the Interior
National Park Service

National Register of Historic Places
Inventory—Nomination Form



Continuation sheet

Item number 7

Page 18

II. NONCONTRIBUTING STRUCTURES (8)

ASHLAND PLACE AVENUE

- 74A) 2255 Ashland Place, 1967, 297A-23
one story brick--Georgian Revival--hipped roof--small
projecting gabled porch
- 74B) 2255 Ashland Place, 1967
one story brick--garage--hipped roof--design matches house

DE LEON AVENUE

- 75) 2300 DeLeon, 1948, 297A-31
one story--frame--raised brick basement--hipped roof--
double tiered projecting porch--square columns--cast iron
railing--Greek Revival entrance--sidelighted basement
entrance--6/6 windows


LANIER AVENUE

- 76A) 216 Lanier, 1958, 297B-16
one story--brick--Georgian Revival--hipped roof--projecting
gabled porch with wreath molding in gable end--four
Corinthian columns--Georgian entrance--roundheaded windows--
rectangular "hyphens" at north and south ends
- 76B) 216 Lanier, 1958
two story--garage/apartment--brick and frame--hipped roof

LEVERT AVENUE

- 77A) 104 Levert, 1948, 297B-06; 297B-07
one story--brick--suburban ranch--gabled asbestos tile
roof--metal frame windows
- 77B) 104 Levert, 1948
one story--brick--garage--gabled asbestos tile roof--
design matches house

**United States Department of the Interior
National Park Service
National Register of Historic Places
Inventory—Nomination Form**



Continuation sheet

Item number 7

Page 13

- 78) 206 Levert, 1925/1986, 297-25
one and one-half story--frame--hipped/gable roof with
two gabled dormers--recessed corner porch--three double
leaf French doors with fanlights--altered beyond historic
architectural value
- 79) 207 Levert, 1950, 297-19
one story--frame--raised brick basement--hipped roof--
projecting/recessed porch

RYAN AVENUE

- 80) 105 Ryan, 1940, 297A-03
one and one-half story--small Colonial Revival tract
house--brick--gable roof with gabled dormers--12/12
window with louvered shutters--large picture windows
added to north and east walls at northeast corner and
framed with cast iron--cast iron porch added to entrance--
altered beyond historic architectural value

SPRINGHILL AVENUE

- 81) 2205 Springhill, 1937/1985
two story--brick T-plan--gable roof--Greek Revival
entrance--molded and bracketed cornice--wrap-around
porch with decorative square posts and bracketed
cornice--floor length windows--cupola--altered
(pseudo-Italianate) beyond historic architectural
value--contractor for original house was Henry M. Conrad

8. Significance

Period	Areas of Significance—Check and justify below			
<input type="checkbox"/> prehistoric	<input type="checkbox"/> archeology-prehistoric	<input checked="" type="checkbox"/> community planning	<input type="checkbox"/> landscape architecture	<input type="checkbox"/> religion
<input type="checkbox"/> 1400-1499	<input type="checkbox"/> archeology-historic	<input type="checkbox"/> conservation	<input type="checkbox"/> law	<input type="checkbox"/> science
<input type="checkbox"/> 1500-1599	<input type="checkbox"/> agriculture	<input type="checkbox"/> economics	<input type="checkbox"/> literature	<input type="checkbox"/> sculpture
<input type="checkbox"/> 1600-1699	<input checked="" type="checkbox"/> architecture	<input type="checkbox"/> education	<input type="checkbox"/> military	<input type="checkbox"/> social/ humanitarian
<input type="checkbox"/> 1700-1799	<input type="checkbox"/> art	<input type="checkbox"/> engineering	<input type="checkbox"/> music	<input type="checkbox"/> theater
<input type="checkbox"/> 1800-1899	<input type="checkbox"/> commerce	<input type="checkbox"/> exploration/settlement	<input type="checkbox"/> philosophy	<input type="checkbox"/> transportation
<input checked="" type="checkbox"/> 1900-	<input type="checkbox"/> communications	<input type="checkbox"/> industry	<input type="checkbox"/> politics/government	<input type="checkbox"/> other (specify)
		<input type="checkbox"/> invention		

Specific dates 1907-1940 **Builder/Architect** See inventory

Statement of Significance (in one paragraph)

Most of the buildings in the Ashland Place Historic District were constructed between 1908 and 1940, with the greatest portion built between 1920 and 1938. After 1929, the depression and lot availability caused a decrease in construction activity in the neighborhood. However, building continued following architectural trends established in the subdivision until all the lots were filled. At the same time, Mobile's World War II population boom created a need for additional new suburbs farther to the west and south.

CRITERION C - ARCHITECTURE

Ashland Place Historic District boundaries delineate a concentration of structures significant as one of Mobile's first post-Victorian suburbs composed entirely of early 20th-century stylistic trends. Although this neighborhood has made a transition to 20th-century architectural styles, vestiges of 19th-century characteristics typical to the Gulf Coast region remain. These characteristics include continued use of recessed or projecting porches, extensive use of windows and doors for light and ventilation and frequent occurrence of low pitched roofs with wide eaves. Popular styles in the district reflect national taste and include various combinations of Federal, Georgian and Colonial Revivals, Classic Revival, Craftsman, Tudor and English Period Revivals, Mission Revival and suburban Ranch. Many of these homes were designed by George B. Rogers and Clarence L. Hutchisson, Sr., two prominent Mobile architects of the period.

CRITERION A - COMMUNITY PLANNING

Ashland Place is also significant as Mobile's first early 20th-century suburban development geared toward the upper class. This area is typical of Mobile's housing boom west of downtown between 1900 and 1940 which was first settled as middle- and upper-class suburbia. Fearnway (1908), Flo-Claire (1908), Monterey Place (1910) and Blacklawn (1914) were contemporary subdivisions, but were developed for middle-class residents. Although no houses were built until 1908, plans for Ashland Place were announced in local newspapers in 1905. Ashland Place developers were the first in Mobile to use large lots, numerous live oaks, an irregular grid plan and entrance gates, all characteristic of the then popular "City Beautiful" concept.

9. Major Bibliographical References

See continuation sheet.

10. Geographical Data

Acreeage of nominated property 40⁺ acres

Quadrangle name Mobile

Quadrangle scale 1:24000

UTM References

A	<u>1,6</u>	<u>3,9,5</u>	<u>3,8,0</u>	<u>3,3</u>	<u>9,5</u>	<u>8,0,0</u>
	Zone	Easting				Northing

B	<u>1,6</u>	<u>3,9,5</u>	<u>3,0,0</u>	<u>3,3</u>	<u>9,5</u>	<u>3,2,0</u>
	Zone	Easting				Northing

C	<u>1,6</u>	<u>3,9,5</u>	<u>1,3,0</u>	<u>3,3</u>	<u>9,5</u>	<u>3,8,0</u>
	Zone	Easting				Northing

D	<u>1,6</u>	<u>3,9,4</u>	<u>9,8,0</u>	<u>3,3</u>	<u>9,5</u>	<u>4,6,0</u>
	Zone	Easting				Northing

E	<u>1,6</u>	<u>3,9,5</u>	<u>0,9,0</u>	<u>3,3</u>	<u>9,5</u>	<u>9,4,0</u>
	Zone	Easting				Northing

F	<u> </u>	<u> </u>	<u> </u>	<u> </u>	<u> </u>	<u> </u>
	Zone	Easting				Northing

G	<u> </u>	<u> </u>	<u> </u>	<u> </u>	<u> </u>	<u> </u>
	Zone	Easting				Northing

H	<u> </u>	<u> </u>	<u> </u>	<u> </u>	<u> </u>	<u> </u>
	Zone	Easting				Northing

Verbal boundary description and justification

See continuation sheet.

List all states and counties for properties overlapping state or county boundaries

state	NA	code	county	code

state	code	county	code

11. Form Prepared By

name/title Ellen Mertins, Historian, AHC - Editor/Reviewer
Kevin Hunter, Architectural Historian, MHDC

organization Mobile Historic Development Commission date February 1987

street & number P. O. Box 1827 telephone 205 438-7281

city or town Mobile state Alabama 36633

12. State Historic Preservation Officer Certification

The evaluated significance of this property within the state is:

national state local

As the designated State Historic Preservation Officer for the National Historic Preservation Act of 1966 (Public Law 89-665), I hereby nominate this property for inclusion in the National Register and certify that it has been evaluated according to the criteria and procedures set forth by the National Park Service.

State Historic Preservation Officer signature *[Signature]*

title State Historic Preservation Officer date 5/17/87

For NPS use only

I hereby certify that this property is included in the National Register

[Signature]

date 6/23/87

Keeper of the National Register

Attest:

date

Chief of Registration

FHR-8-300A
(11/78)

UNITED STATES DEPARTMENT OF THE INTERIOR
HERITAGE CONSERVATION AND RECREATION SERVICE

**NATIONAL REGISTER OF HISTORIC PLACES
INVENTORY -- NOMINATION FORM**

FOR HCRS USE ONLY
RECEIVED
DATE ENTERED

CONTINUATION SHEET

ITEM NUMBER 9

PAGE 1

Mobile County Courthouse, Deeds and Probate Records

Mobile Municipal Archives, Building Permit Applications---
1905 - 1928, 1934 - 1945

Mobile Municipal Archives, Building Permits--1928 - 1948

Mobile City Directories 1900 - 1970

1911 Mobile Map

1904 and 1925 Mobile Sanborn Maps

Mobile Press - Register--Annual Trade Editions 1900 - 1920

**NATIONAL REGISTER OF HISTORIC PLACES
INVENTORY -- NOMINATION FORM**

FOR HCRS USE ONLY

RECEIVED

DATE ENTERED

CONTINUATION SHEET

ITEM NUMBER 10 PAGE 1

See boundary line on district map. These boundaries include a concentration of architecturally significant residential structures built between 1908 and 1940. Boundary is determined by edges of Ashland Place Subdivision (1907) and Ivah L. Hogg Addition (1909).

Bounded on the north by the northern boundaries of Ashland Place and Hogg Subdivisions along the south side of Springhill Avenue.

Bounded on the east by the eastern boundary of Ashland Place Subdivision which forms the rear lot lines for properties along Ryan and Woodlands Avenues.

Bounded on the south by the southern boundary of Ashland Place Subdivision along the north side of Old Shell Road.

Bounded on the west by the western boundaries of Ashland Place and Hogg Subdivisions which form the rear lot lines for properties along Levert Avenue and Grand Boulevard.