

United States Department of the Interior  
National Park Service



1060

National Register of Historic Places  
Registration Form

1. Name of Property

historic name N/A

other names/site number East End Historic District (boundary increase)

2. Location

street & number Roughly bound by Dixie Street, Greenbrier Street, Lee Street East, and Shelton Alley  not for publication

city or town Charleston  vicinity

state West Virginia code WV county Kanawha code 039 zip code 25301

3. State/Federal Agency Certification

As the designated authority under the National Historic Preservation Act, as amended, I hereby certify that this  nomination  request for determination of eligibility meets the documentation standards for registering properties in the National Register of Historic Places and meets the procedural and professional requirements set for in 36 CFR Part 60. In my opinion, the property  meets  does not meet the National Register criteria. I recommend that this property be considered significant  nationally  statewide  locally. (See continuation sheet for additional comments.)

Susan M. Pierce, DSHPO 10/27/2014  
Signature of certifying official/Title Date

West Virginia State Historic Preservation Office  
State or Federal agency and bureau

In my opinion, the property  meets  does not meet the National Register criteria. ( See Continuation sheet for additional comments.)

\_\_\_\_\_  
Signature of certifying official/Title Date

\_\_\_\_\_  
State or Federal agency and bureau

4. National Park Service Certification

- I hereby certify that the property is:
- entered in the National Register.  
 See continuation sheet
  - determined eligible for the National Register.  
 See continuation sheet
  - determined not eligible for the National Register.
  - removed from the National Register.
  - other, (explain): \_\_\_\_\_

Edson B. Beall  
Signature of the Keeper

Date of Action

12-16-14

**5. Classification**

Ownership of Property	Category of Property	Number of Resources within Property		
		Contributing	Noncontributing	
<input checked="" type="checkbox"/> private	<input type="checkbox"/> building(s)			
<input type="checkbox"/> public-local	<input checked="" type="checkbox"/> district			
<input type="checkbox"/> public-State	<input type="checkbox"/> site	644	163	buildings
<input type="checkbox"/> public-Federal	<input type="checkbox"/> structure		1	sites
	<input type="checkbox"/> object			structures
				objects
		644	164	Total

Name of related multiple property listing	Number of Contributing resources previously listed in the National Register
N/A	0

**6. Function or Use**

Historic Functions	Current Functions
DOMESTIC: single dwelling, multiple dwelling, secondary structure	DOMESTIC: single dwelling, multiple dwelling, secondary structure
COMMERCE/TRADE: business, professional, organizational, specialty store	COMMERCE/TRADE: business, professional, organizational, specialty store
EDUCATION: school	RELIGION: church
RELIGION: church	

**7. Description**

Architectural Classification	Materials
COLONIAL: Dutch Colonial	foundation BRICK, CONCRETE, STUCCO, STONE/sandstone, TERRA COTTA
MID-19TH LATE CENTURY: Greek Revival, Gothic Revival	walls BRICK, WOOD/shingles, WOOD/weatherboard, SYNTHETICS/vinyl & plastic, TERRA COTTA, METAL/aluminum, ASBESTOS, CONCRETE, STUCCO
LATE 19TH AND 20TH CENTURY REVIVAL: Colonial Revival, Tudor Revival	roof ASPHALT, METAL/tin, SLATE TILE, WOOD/shingles, TERRA COTTA TILE
LATE 19TH AND EARLY 20TH CENTURY AMERICAN MOVEMENTS: Craftsman Bungalow	other BRICK, METAL/iron, STONE/sandstone
MODERN MOVEMENT: Art Deco	
OTHER: Four Square, Bungalow, Gable-front, Pyramidal-roof, Gabled ell.	

**Narrative Description**

See Continuation Sheets

8. Statement of Significance

Applicable National Register Criteria

- A Property is associated with events that have made a significant contribution to the broad patterns of our history.
B Property is associated with the lives of persons significant in our past.
C Property embodies the distinctive characteristics of a type, period, or method of construction or represents the work of a master, or possesses high artistic values, or represents a significant and distinguishable entity whose components lack individual distinction.
D Property has yielded, or is likely to yield, information important in prehistory or history.

Criteria Considerations

Property is:

- A owned by a religious institution or used for religious purposes.
B removed from its original location.
C birthplace or grave of a historical figure of outstanding importance.
D a cemetery.
E a reconstructed building, object, or structure.
F a commemorative property
G less than 50 years of age or achieved significance within the past 50 years

Narrative Statement of Significance:

See Continuation sheets

Levels of Significance (local, state, national)

LOCAL

Areas of Significance

ARCHITECTURE

Period of Significance

c. 1905- 1962

Significant Dates

N/A

Significant Person

N/A

Cultural Affiliation

N/A

Architect/Builder

Warne, H. Rus (architect)

9. Major Bibliographical References

Bibliography

Previous documentation on file (NPS):

- preliminary determination of individual listing (36 CFR 67) has been requested
previously listed in the National Register
Previously determined eligible by the National Register
designated a National Historic Landmark
recorded by Historic American Buildings Survey #
recorded by Historic American Engineering

Primary location of additional data:

- State Historic Preservation Office
Other State Agency
Federal Agency
Local Government
University
Other

Name of repository:

Record #

East End Historic District (boundary increase)

Name of Property

Kanawha County, West Virginia

County and State

**10. Geographical Data**

**Acreage of Property**      120 acres

Charleston East and West, WVA Quadrangle  
Datum 83

**Longitude and Latitude References**

A. 38.341060/-81.612586

B. 38.337156/-81.615505

C. 38.343573/-81.629406

D. 38.349282/-81.622835

**Verbal Boundary Description**

See Continuation Sheets

**Boundary Justification**

See Continuation Sheets

**11. Form Prepared By**

name/title    Jean Boger, Assistant

organization    Michael Gioulis Historic Preservation Consultant, Inc.

date    July 15, 2014

street & number    614 Main Street

telephone    304.765.5716

city or town    Sutton

state    WV      zip code    26601

**Property Owner**

name    Multiple

street & number    \_\_\_\_\_ telephone    \_\_\_\_\_

city or town    \_\_\_\_\_ state    \_\_\_\_\_ zip code    \_\_\_\_\_

**Paperwork Reduction Act Statement:** This information is being collected for applications to the National Register of Historic Places to nominate properties for listing or determine eligibility for listing, to list properties, and to amend existing listing. Response to this request is required to obtain a benefit in accordance with the National Historic Preservation Act, as amended (16 U.S.C.A. 470 *et seq.*)

**Estimated Burden Statement:** Public reporting burden for this form is estimated to average 18.1 hours per response including time for reviewing instructions, gathering and maintaining data, and completing and reviewing the form. Direct comments regarding this burden estimate or any aspect of this form to the Chief, Administrative Services Division, National Park Service, P. O. Box 37127, Washington, DC 20013-7127; and the Office of Management and Budget, Paperwork Reductions Projects (1024-0018), Washington, DC 20303.

United States Department of the Interior  
National Park Service

# National Register of Historic Places Continuation Sheet

Section number 7 Page 1

East End Historic District (Boundary Increase)

Kanawha County, WV

## LOCATION AND SETTING

The East End (boundary increase) is located in the capitol city of Charleston on its east side with the Kanawha River to the south and the Elk River to the northwest of the district. Charleston is located in south central Kanawha County with Jackson County to its north, Roane County to the east, Lincoln County to the south and Putnam County to the west. It is also the junction of Interstates 77 and 64 with US Route 60, also known as the historic Midland Trail, running through the city. The district contains 120 acres.

The district boundaries are Dixie Street to the north; Greenbrier Street to the East; Lee Street to the south; and, loosely, Shelton Alley to the west. Additionally, there is a small rectangle that encompasses resources on Quarrier Street and Virginia Street in the southwest corner of the amendment area. Interstate 77 lies directly north of the district's northern boundary; the West Virginia capitol complex is located to the east; and the existing original East End Historic District directly to the south. The resources documented are mainly residential with commercial buildings located along Washington Street East.

The original East End Historic District is located directly south of the boundary increase historic district. It contains very similar house types and styles and apartment buildings, although they are somewhat larger than the houses within the boundary increase area. Lee Street East is a transitional street between the existing and the boundary increase with slightly smaller houses and apartment buildings along it. As you travel north from Lee Street East, you encounter the commercial section of the East End on Washington Street East and north of Washington Street are the working class homes along Jackson and Lewis Streets.

The boundary increase encompasses resources located along all or parts of Dixie Street, Lewis Street, Jackson Street, McClung Street, Washington Street East, Franklin Avenue, Lee Street, Quarrier Street, and Virginia Street East; all running east to west. It also includes resources located along all or parts of Carolina Avenue, Elizabeth Street, Maxwell Street, Nancy Street, Thompson Street, Ruffner Avenue, Beauregard Street, Bradford Street, and Morris Street; all running north to south. A ten acre site along Dixie Street, Kanawha Manufacturing, is not included within the district as it relates to the nearby warehouse area.

The majority of the resources found within the district are single or multiple family residences. Many of the original single family homes have been converted to apartments and/or have secondary residences or secondary apartments located in another building on the same lot. Apartment buildings are scattered throughout the district (Photo 18). The residential resources date from the late 19th Century into the early 20th Century although the majority date to c. 1900-1930, the period of Charleston's greatest growth. There are very few high style architectural styles represented. The most common house type is the gable front and the Four Square.

**United States Department of the Interior**  
National Park Service

## **National Register of Historic Places**

### **Continuation Sheet**

Section number        7        Page        2

**East End Historic District (Boundary Increase)**

**Kanawha County, WV**

The gable front house type is the most represented within the survey area. Many are of brick construction with red clay tile and slate, hip and gable roofs. The type does exhibit many Craftsman, Four Square, Tudor and Prairie detailing with the front porch components and large overhanging eaves (Photos 3, 6-8, 11, 12, 16, 21 and 24). There are 161 Gable Front house types within the boundary increase.

The second most common house type within the increased boundary area is the Four Square. There are 103 examples. Four Square houses have square footprints and many have Colonial Revival or Craftsman detailing. (Photos 3, 14, 17 and 24). The third most common house type is the Bungalow, with 66 within the area. They are generally small and simple one and one-half-story, side gable houses with dormers and porches. (Photos 3, 11 and 12). Other house styles and types include Craftsman, 31 within the increased area (Photo 13); Colonial Revival with 22 houses either being representative of the style or have Colonial Revival detailing; and Dutch Colonial Revival, 11 (Photo 9). The remaining residences are vernacular and there are cross gables, pyramidal roof, side gables, and gabled ell house types. They are either one, one and one-half or two-story houses but the majority are one and one-half-stories.

As stated earlier, there are apartment houses located throughout the district. The Art Deco and Art Moderne styles are most represented in these apartment buildings. There are 4 Art Moderne style apartment buildings and 3 Art Deco style apartment buildings (Photo 18).

The majority of the residences maintain their architectural integrity with few modifications and even fewer modern intrusions. Original materials include red clay tile and slate roofs; brick and wood siding on the facades; original windows with various configurations; original wood and brick porch components; and rock-faced and molded concrete block and stone foundations.

Several examples of kit houses were found within the district and many more are suspected by the author. Without doing an interior house by house search, it is impossible to verify which additional houses are actually kit houses.

Kit houses identified in the district include: #207, 1596 Lee Street East, Aladdin kit, "Shadow Lawn" pattern; #198, 1583 Jackson Street, Sears kit, "Westly" pattern; and #333, 1520 Lewis Street, Sears kit, "Alahambra" pattern (Photo 10).

Modern intrusions are few in the residential areas of the district but where they are present, they have been constructed with materials to match the historic residences and are on the same scale as the historic residences, one and two stories. The new residences have brick foundations, front porches and simple fenestration to match their neighbors.

United States Department of the Interior  
National Park Service

## National Register of Historic Places Continuation Sheet

Section number 7 Page 3

East End Historic District (Boundary Increase)

Kanawha County, WV

Typical neighborhood amenities include parks, wide sidewalks, and alleys. While the houses are densely packed, they most usually have small front, side and rear yards with landscaping making for a pleasant walk through the neighborhoods. Almost 50% of the residences also have a secondary building on their lot; it may be a secondary apartment, a secondary single family residence, a garage or a storage building.

Commercial buildings are located along Washington Street East and they are generally vernacular in type and style. They are one, two or three-stories tall, brick or concrete block construction and fill their lots up to the sidewalks. Washington Street East has the greatest number of empty lots, parking lots, etc. These are noted on the map. Many of the empty lots are due to demolished residences and commercial buildings as the neighborhood has evolved through time. Some of these demolished buildings have occurred in recent years and the neighborhood Main Street program has made an effort to turn the empty lots into public spaces such as an artisan bazaar, a dog park, a community garden and public spaces for art (Photo 23). There are a number of small parks within the district that are the result of a demolished building (Photos 20).

Washington Street East has a walkway, Ruffner Walk (Photo 9) that runs between Washington Street East and Lee Street, allowing for a shortcut. There are decorative manhole covers, murals, East End decorative signs and banners and large street signs; all befitting a commercial district. The residential sections retain their residential ambiance and the commercial district along Washington Street East retains its commercial ambiance. All areas of the district are very walkable with wide sidewalks, landscaping, good lighting, etc.

There are a number of churches, historic and modern, within the district boundaries. These include: #1, 309 Beauregard Street, 1927, First Christian Church, now the location of the Kanawha Players; #24, 217 Bradford Street, c. 1925, First Church of Christ, Scientist (Photo 1); #269, 1423 Lee Street East, 1915, St. Paul's Evangelical Lutheran Church; #110, 501 Elizabeth Street, 1926/1959, Asbury United Methodist Church (Photo 4); and several modern churches which are listed in the List of Properties. Several of the churches have additions and separate church halls associated with them.

One school was recorded, #490, 502 Ruffner Avenue, the former Roosevelt Junior High School (Photo 15), now the location for the Charleston Police Department and the Family Resource Center. The school and its twin, Glenwood, were designed by one of West Virginia's most notable architects, H. Rus Warne. The school was constructed in 1922.

Also within the district is the Old East End Firehouse, #436, 502 Nancy Street. It has been converted to an apartment building but still retains its original fire truck doors and basic configuration. It was constructed c. 1920.

United States Department of the Interior  
National Park Service

## National Register of Historic Places Continuation Sheet

Section number 7 Page 4

East End Historic District (Boundary Increase)

Kanawha County, WV

In total the district includes 644 contributing buildings; 163 non-contributing buildings; and 1 non-contributing site, the East End Community Park. Empty lots and parking lots are noted on the map but were not enumerated in the List of Properties.

### Summary:

The majority of the resources associated with the East End Historic District (boundary increase) are in excellent condition and maintain their original character defining elements, thus maintaining the integrity of the district as a whole. Contributing and non-contributing were determined by the number and character of alterations and additions to a building. For example, if porch elements and windows were changed but the windows were still within their original openings, a building was considered contributing; if siding had been changed but there were few other alterations, the building was considered contributing. If there were more than several alterations to the building or a large addition overshadowed the original building, the building was considered non-contributing. If the basic foot print had been changed with the addition of a second story or the roof had been modified from its original configuration, the building was considered non-contributing. If a single alteration was radical, the building was considered non-contributing.

The following is a complete list of resources within the proposed historic district. The resource numbers used are consistent with the mapping. Circa dates were derived from the 1912, 1918, 1923, 1933 and 1950 Sanborn Fire Insurance maps for buildings without a known construction date.

### List of Properties:

#### **BEAUREGARD STREET**

##### **1. 309 BEAUREGARD STREET, theater (KA-4758)**

###### **Kanawha Players/First Christian Church**

date: 1927

description: Formerly a church. Two-story, front gable church with stepped parapet ends. One-story, flat roof wings flank the central nave. Large round rose stained glass window in gable end. Asphalt shingle roof. Stucco facade with brick accents. Three, arcaded arches in central entrance with a slate shed roof and the arches rest on stucco piers with stone caps and brick plinths. Arched and flat-headed windows; many are paired. Two-story, flat roof addition on south end with arched window openings on second floor. Brick foundation. 10 X 9 bays. Spanish Colonial Revival style.

1 contributing building (C)

##### **2. 301 BEAUREGARD STREET, residential (KA-6089)**

date: c. 1910



United States Department of the Interior  
National Park Service

## National Register of Historic Places Continuation Sheet

Section number 7 Page 5

East End Historic District (Boundary Increase)

Kanawha County, WV

description: Two-story, side gable house with flanking projecting, two-story, front gable bays and a central shed roof dormer. Two, interior red brick chimneys. Red clay tile roof with finial cresting. Gable ends have half-timbering and stucco with paired novelty windows. Variegated brick facade with brick basketweave panels in the front projecting bays. 1/1 and novelty windows; some are paired. One-story, hip roof, entrance porch between the bays with square battered columns on an enclosed brick balustrade with stone cap. Front gable porch on Lee Street facade. Brick foundation. 4 X 4 bays. Colonial Revival style with Tudor detailing.

1 contributing building (C)

### 3. 211 BEAUREGARD STREET, residential (KA-6090)

date: c. 1915

description: Two-story, steep hip roof house with gable dormers. Dormers have partial return cornice. Asphalt shingle roof. Two interior painted brick chimneys. Painted brick facade. 1/1 windows with painted lintels and sills. One-story, hip roof, full length, front porch with Ionic columns and a turned spindled balustrade. Entrance door has sidelights. Parged foundation. 3 X 3 bays. Four Square house type.

1 contributing building (C)

#### A. Secondary apartment/house

date: c. 1920

description: One-story, front gable house. Asphalt shingle roof. Interior blonde brick chimney. Vinyl siding. 4/1 windows.

1 contributing building (C)

#### B. Secondary apartment building

date: c. 1915

description: Two-story, front gable apartment building. Asphalt shingle roof. Red brick facade. Modern windows.

1 contributing building (C)

### 4. 209 BEAUREGARD STREET, residential (KA-6091)

#### EL RO Apartments

date: c. 1920

description: Two-story, hip roof, apartment building with stepped parapet. Two interior blonde brick chimneys. Asphalt shingle roof. Stucco facade. Metal casement windows on second floor with central arched window. Stepped parapet entrance surround with sidelights and central entrance door. Stucco foundation. 3 bays wide. Spanish Eclectic style.

1 contributing building (C)

#### A. Secondary apartment/house

date: c. 1920

United States Department of the Interior  
National Park Service

## National Register of Historic Places Continuation Sheet

Section number 7 Page 6

East End Historic District (Boundary Increase)

Kanawha County, WV

description: One-story, front gable house. Roll roofing. Narrow clapboard siding with frieze and corner boards. 1/1 windows.

1 contributing building (C)

### **B. Secondary apartment building**

date: c. 1920

description: Two-story, gable apartment building. Asphalt shingle roof. Clapboard siding. Two-story, shed roof, open porch.

1 contributing building (C)

### **5. 207 BEAUREGARD STREET, residential (KA-6092)**

date: c. 1915

description: Two-story, hip roof house with hip dormers. Two interior blonde brick chimneys. Slate roof. Aluminum siding. 1/1 windows; some with shutters. One-story, hip roof, full length, front porch with Tuscan columns on a slatted balustrade. Unknown foundation. 3 X 2 bays. Four Square house type.

1 contributing building (C)

### **6. 204 BEAUREGARD STREET, residential (KA-6093)**

date: c. 1920

description: Two-story, side gable house with projecting, two-story, gable bay on the front. Interior corbeled blonde brick chimney. Asphalt shingle roof. Vinyl siding. Modern 1/1 windows; shutters on front. One-story, shed roof, entrance porch with modern turned posts and modern slatted balustrade. Enclosed rear porch. Concrete block and brick veneer foundation. 2 X 2 bays. Roof line has been changed. Resource considered non-contributing due to the roof change and numerous materials modifications; no longer retains historic architectural integrity.

1 non-contributing building (NC)

### **7. 206 BEAUREGARD STREET, residential (KA-6094)**

date: c. 1915

description: Two-story, hip roof house with hip dormers. Two interior red corbeled brick chimneys. Asphalt shingle roof. Vinyl siding. Modern 1/1 windows with shutters. One-story, hip roof, entrance porch with modern turned posts and modern turned spindle balustrade. Stone veneer foundation. 2 X 2 bays. Four Square house type. Resource considered non-contributing due to the numerous materials modifications; no longer retains historic architectural integrity.

1 non-contributing building (NC)

### **8. 411 BEAUREGARD STREET, residential (KA-6497)**

date: c. 1930

United States Department of the Interior  
National Park Service

## National Register of Historic Places Continuation Sheet

Section number 7 Page 7

East End Historic District (Boundary Increase)

Kanawha County, WV

description: Two-story, gambrel roof house with inset front gable dormers on the side. Asbestos shingle roof. Central interior corbeled brick chimney. Dormers have partial returns and wood shingles. Asbestos shingle siding with wood shingles in the gable end. 1/1 windows with simple surrounds. One-story, hip roof, three-quarter length, front porch with Tuscan columns and turned spindled balustrade. Entrance door has beautiful leaded glass transom and sidelights with fleur-de-lis. Concrete foundation. 2 X 4 bays. Dutch Colonial Revival style.

1 contributing building (C)

### A. Garage

date: c. 1930

description: One-story, front gable, one bay garage. Concrete block facade and foundation.

1 contributing building (C)

### 9. 417 BEAUREGARD STREET, residential (KA-6498)

date: c. 1920

description: One of three similar houses in a row. One and one-half-story, side gable house with central front gable dormer on the front. Dormer has exposed rafter tails, knee braces and three 1/1 windows. Asphalt shingle roof. Knee braces in gable ends. Partially exposed red corbeled brick chimney on the south side. Asbestos shingle siding. 1/1 windows with simple surrounds. One-story, hip roof, projecting, three-sided bay on the south side with exposed rafter tails. One-story, full length, front porch within roof overhang and it has square brick columns with stone caps and an enclosed sided balustrade; porch has arched openings. Brick foundation. 3 X 3 bays. Bungalow house type.

1 contributing building (C)

### 10. 419 BEAUREGARD STREET, residential (KA-6499)

date: c. 1920

description: One of three similar houses in a row. One and one-half-story, side gable house with central front gable dormer on the front. Dormer has exposed rafter tails, knee braces and three 6/1 windows. Asphalt shingle roof. Knee braces in gable ends. Partially exposed red corbeled brick chimney on the north side. Asbestos shingle siding. 6/1 windows with simple surrounds. One-story, hip roof, projecting, three-sided bay on the north side with exposed rafter tails. One-story, full length, front porch within roof overhang and it has square brick columns with stone caps and wrought iron balustrade; porch has arched openings. Brick foundation. 3 X 3 bays. Bungalow house type.

1 contributing building (C)

### 11. 423 BEAUREGARD STREET, residential (KA-6500)

date: c. 1920

description: One of three similar houses in a row. One and one-half-story, side gable house with central front gable dormer on the front. Dormer has exposed rafter tails, knee braces and three windows with a

United States Department of the Interior  
National Park Service

## National Register of Historic Places Continuation Sheet

Section number 7 Page 8

East End Historic District (Boundary Increase)

Kanawha County, WV

metal canopy. Shed dormer on the rear. Asphalt shingle roof. Knee braces in gable ends. Partially exposed red corbeled brick chimney on the north side. Asbestos shingle siding. 1/1 windows with simple surrounds. One-story, full length, front porch within roof overhang and it has paired square wood posts and an enclosed sided balustrade; porch has arched openings with triangular cut-outs. One-story, shed roof, enclosed, rear porch. Molded concrete block foundation. 3 X 3 bays. Bungalow house type.

1 contributing building (C)

### A. Garage apartment

date: c. 1920

description: Two-story, flat roof, garage apartment. Stepped parapet on the sides. Molded concrete block facade and foundation. 1/1 windows. Exterior stair and second floor porch.

1 contributing building (C)

### 12. 425 BEAUREGARD STREET, residential . (KA-6501)

date: c. 1920

description: Two-story, hip roof house with hip dormers. Asphalt shingle roof. Interior red brick chimney. Clapboard siding with frieze and corner boards. 6/1 windows. One-story, hip roof, full length, front porch with slightly battered square wood posts and an enclosed rock-faced concrete block balustrade. Rock-faced concrete block foundation. 2 X 4 bays. Four Square house type.

1 contributing building (C)

### A. Garage apartments

date: c. 1920

description: Two-story garage apartments. Molded concrete block facade and foundation. 6/1 and 1/1 windows. One garage bay.

1 contributing building (C)

### 13. 427 BEAUREGARD STREET, commercial (KA-6502)

date: c. 1920

description: Long one-story, commercial building with a roof reconfiguration. Stepped parapet on the front. Terra cotta tile coping. Red brick facade; painted on the front. Central man door on the front flanked by infilled garage bays. Brick foundation. 3 bays wide.

1 contributing building (C)

### 14. 426 BEAUREGARD STREET, commercial (KA-6503)

#### The Haunted Barn

date: c. 1920

description: Large two-story, flat roof, commercial building. Terra cotta tile coping. Corbeled brick primary cornice. Painted brick facade and foundation. All window openings have been infilled with wood and have brick lintel course and brick sills. Recessed double entrance doors of aluminum. One operable

United States Department of the Interior  
National Park Service

## National Register of Historic Places Continuation Sheet

Section number 7 Page 9

East End Historic District (Boundary Increase)

Kanawha County, WV

garage bay on the south end. 8 X 4 bays. Resource considered non-contributing due to the window openings being infilled and installation of modern entrance doors; no longer retains historic architectural integrity.

1 non-contributing building (NC)

### 15. 420 BEAUREGARD STREET, residential (KA-6504)

date: c. 1920

description: Similar to other houses on the block. One and one-half-story, side gable house with central front gable dormer on the front. Partially exposed red corbeled brick chimney on the south side. Asphalt shingle roof. Dormer has exposed rafter tails, knee braces and three modern 6/6 windows. Knee braces in gable ends. Clapboard siding. Modern 8/8 and 6/6 windows. One-story, full length, front porch within roof overhang and it has square brick columns with stone caps and an enclosed brick balustrade with stone cap; porch has arched openings. One-story, hip roof, projecting, three-sided bay on the south side. Rear porch. Brick foundation. 3 X 3 bays. Bungalow house type.

1 contributing building (C)

### 16. 418 BEAUREGARD STREET, residential (KA-6505)

**Duplex**

date: c. 1920

description: Large two-story, hip roof duplex with two-story tall projecting, front gable entrance portico. Asphalt shingle roof. Red brick facade. 9/1 and multi-paned windows with stone lintels and sills. Entrance bay has knee braces, two-story tall square brick columns with stone caps: first floor has an enclosed brick balustrade with stone cap and stone accents; second floor has an enclosed sided balustrade. Brick foundation. 3 X 3 bays. Four Square house type.

1 contributing building (C)

### 17. 408 BEAUREGARD STREET, residential (KA-6506)

date: c. 1915

description: Two-story, front gable house with front gable dormers on the side. Slate roof. Partial return cornice. Interior corbeled brick chimney. Gable end has wood shingles and three narrow horizontal windows. Asbestos shingle siding. 1/1 windows with simple surrounds. One-story, hip roof, three-quarter length, front porch with Tuscan columns and slatted balustrade. Partially below grade one bay garage on the front, south side. Brick foundation. 2 X 3 bays. Gable front house type with Colonial Revival detailing.

1 contributing building (C)

### 18. 406 BEAUREGARD STREET, residential (KA-6507)

date: c. 1915

description: Two-story, hip roof house with hip dormers. Slate roof. Vinyl siding. Modern 8/8, 6/6 and multi-paned windows; non-original picture window on the south side. One-story, hip roof, full length, front

United States Department of the Interior  
National Park Service

## National Register of Historic Places Continuation Sheet

Section number 7 Page 10

East End Historic District (Boundary Increase)

Kanawha County, WV

porch with vinyl square posts and turned spindled balustrade. One-story, rear, enclosed porch with projecting bow window. Brick foundation. 2 X 3 bays. Four Square house type.  
1 contributing building (C)

### **BRADFORD STREET**

#### **19. 224 BRADFORD STREET, residential (KA-6101)**

date: c. 1915

description: Two-story, front gable house. Knee braces and paired novelty windows in front gable end. Interior red brick chimney. Asphalt shingle roof. Unpainted modern cove siding. 9/1 and 15/1 windows. One-story, hip roof, full length, front porch with square wood sided columns and an enclosed wood sided balustrade. Brick foundation. 3 X 3 bays. Gable front house type.

1 contributing building (C)

##### **A. Secondary residence**

date: c. 1920

description: One-story, front facing "L" house with shed roof rear wing. Asphalt shingle roof. Interior red brick chimney. Clapboard siding with frieze and corner boards. One-story, shed roof porch infills ell and has turned posts on a wood deck. Parged foundation. 3 X 2 bays. Gabled ell house type.

1 contributing building (C)

#### **20. 228 BRADFORD STREET, residential (KA-6102)**

date: c. 1935

description: Two-story, front gable house with front gable dormers on the side. Two blonde brick chimneys. Partial return cornice. Square green clay tile roof. Blonde brick facade. 6/1 novelty windows with smooth stone lintels and sills. One-story, hip roof, full length, front porch with square brick columns and an enclosed brick balustrade with stone cap. Roof balustrade on porch with wood paneled newel posts and turned spindled balustrade. Two-story, gable wing on rear. Concrete foundation. 2 X 6 bays. Colonial Revival style.

1 contributing building (C)

#### **21. BRADFORD STREET, residential (KA-6103)**

##### **Apartment Building/African American Lodge Hall**

date: c. 1920

description: African American Lodge Hall converted to residential use. Two-story, flat roof, lodge hall building. Metal primary cornice with dentil molding. Red brick facade. 1/1 windows with painted stone sills. Three garage bays on first floor have been enclosed and have siding, entrance doors, and windows. Full length, hip roof porch on second floor with turned posts and slatted metal railing. Numerous interior red brick chimneys. Brick foundation. 4 bays wide.

United States Department of the Interior  
National Park Service

## National Register of Historic Places Continuation Sheet

Section number 7 Page 11

East End Historic District (Boundary Increase)

Kanawha County, WV

1 contributing building (C)

### 22. 227 BRADFORD STREET, commercial (KA-6104)

David J. Percy, DDS

date: c. 1930

description: Long one-story, flat roof, commercial building. Stepped parapet on the side. Stone coping. Red brick facade. Narrow fixed pane modern windows. Flared hip metal canopy over entrance door. Brick foundation. 4 X 5 bays.

1 contributing building (C)

### 23. 225 BRADFORD STREET, residential (KA-6105)

date: c. 1930

description: One-story, front facing "L" house with shed roof wing on the rear. Three interior parged chimneys. Asphalt shingle roof. Vinyl siding. 1/1 windows. One-story, flat roof porch in the ell, enclosed with 4/4 windows. Unknown foundation. 2 X 2 bays. Gabled ell house type. Resource considered non-contributing due to the numerous materials modifications and the front porch enclosed; no longer retains historic architectural integrity.

1 non-contributing building (NC)

### 24. 217 BRADFORD STREET, church (KA-6106)

First Church of Christ, Scientist

date: c. 1925

description: Large tall one-story, church building with gabled stepped parapet. Flat roof. Primary cornice with dentil molding. Tall projecting, front gable portico with dentil molding in the tympanum and along the entablature. Pediment supported by two-story tall Tuscan columns. Stucco facade and foundation. Three tall double entrance door bays with simple surrounds. 1/1 windows. 3 X 3 bays. Building sited on a large corner lot and entrance reached via a set of concrete steps. Greek Revival style.

1 contributing building (C)

### 25. 215 BRADFORD STREET, religious (KA-6107)

Christian Science Sunday School

date: c. 1910

description: One-story, hip roof building with hip roof bays on the front and rear. Asphalt shingle roof. Scrolled eave brackets. Hip dormers. Three painted rock-faced concrete block chimneys. Rock-faced concrete block facade and foundation. 1/1 windows with Roman grill transoms and painted stone lintels and sills. Faceted entrance porch has Tuscan columns and a spindled railing along the entrance steps. Garage bay partially below grade on the south side; has been enclosed and has with entrance door with sidelights. 3 X 2 bays. Colonial Revival style.

United States Department of the Interior  
National Park Service

## National Register of Historic Places Continuation Sheet

Section number        7        Page        12

East End Historic District (Boundary Increase)

Kanawha County, WV

1 contributing building (C)

### 26. 213 BRADFORD STREET, residential (KA-6108)

date: c. 1910

description: Originally a one-story, front facing "L" house but a front gable roof structure has been added. Asphalt shingle roof. Asbestos shingle siding. 1/1 and vertical 2/2 windows with simple surrounds. One-story, shed roof, three-quarter length, front porch with square wood slightly battered columns on an enclosed balustrade. Pier foundation. 3 X 4 bays. Gabled ell house type.

1 contributing building (C)

### 27. 207 BRADFORD STREET, residential (KA-6109)

date: c. 1925

description: Large two-story, hip roof house with hip dormers. Interior brick chimneys. Two-story, hip roof, stucco addition added to front. Front addition has cornice with dentil molding; central entrance door with infilled arched surround flanked by picture windows with infilled arched surround; second floor has central paired 4/1 windows flanked by tripartite windows with multi-paned upper sash. Blonde brick facade. 1/1 windows with stone lintels and sills, painted. Stone water table. Stone foundation. Elevated second floor enclosed porch on the rear. 3 X 6 bays.

1 contributing building (C)

### 28. 203 BRADFORD STREET, school (M30)

**Piedmont Elementary School**

date: 1969

description: Two-story, flat roof, school building. Metal ribbed cornice/coping. Blonde brick facade. Concrete foundation. Resource outside the Period of Significance (POS).

1 non-contributing building (NC)

### 29. 107 BRADFORD STREET, residential (KA-6111)

**Apartment Building**

date: c. 1925

description: Three-story, flat roof, apartment building. Interior red brick chimneys. Wood cove primary cornice. Red brick facade with stone belt course at the third floor. Wood 6/6 windows with smooth stone sills. Filigreed curved metal entrance with central entrance door flanked by sidelights. Third floor center window has metal "balcony." Three-story, projecting three-sided square bay on south side. Concrete foundation. 5 bays wide. Colonial Revival style.

1 contributing building (C)

### 30. 200 BRADFORD STREET, commercial (M31)



United States Department of the Interior  
National Park Service

## National Register of Historic Places Continuation Sheet

Section number 7 Page 13

East End Historic District (Boundary Increase)

Kanawha County, WV

### **KVC Behavioral Mental Health Services**

date: c. 1990

description: One-story, flat roof, professional building. Glass and metal facade. Concrete foundation. Resource outside the Period of Significance (POS).

1 non-contributing building (NC)

### **31. 208 BRADFORD STREET, residential (KA-6112)**

#### **Virginia Apartments**

date: c. 1910

description: Two-story, flat roof, apartment building. Terra cotta tile coping. Red brick facade - may not be original. Modern 1/1 windows with smooth stone sills. Smooth stone water table. Main entrance on side elevation. Large wood entrance door flanked by sidelights. Flat roof entrance portico featuring entablature with dentil molding and Tuscan columns. Brick foundation. 7 bays wide. Colonial Revival detailing.

1 contributing building (C)

### **32. 214 BRADFORD STREET, residential (KA-6113)**

#### **Apartment Building**

date: c. 1910

description: Two-story, flat roof, apartment building with stepped parapet. Two-story, three-sided, projecting tower on south corner. Elephant ear projecting brick accents and corbeled brackets at cornice level. Red brick facade. Modern 1/1 windows with elephant ear hoods and smooth stone sills. Flat roof, crenellated, projecting entrance portico with arched vergework and square brick columns and an enclosed brick balustrade with cap. Shed roof, rear porches with modern wood posts and "X" wood balustrade. Brick foundation. 3 bays wide. Tudor Revival style.

1 contributing building (C)

### **CAROLINA STREET**

### **33. 408 CAROLINA STREET, residential (KA-6367)**

date: c. 1920

description: One and one-half-story, side gable house with central front gable dormer on the front. Partially exposed red brick chimney on the south side. Asphalt shingle roof. Red brick facade. 6/1 windows with brick sills; the upper panes of the upper sash are smaller than the lower panes. Full length, front porch within roof overhang has square brick columns and an enclosed brick balustrade with painted rusticated stone cap. Tripartite window on front porch. Brick water table. Brick foundation. 2 X 2 bays. Bungalow house type.

1 contributing building (C)

United States Department of the Interior  
National Park Service

## National Register of Historic Places Continuation Sheet

Section number 7 Page 14

East End Historic District (Boundary Increase)

Kanawha County, WV

### 34. 410 CAROLINA STREET, residential (KA-6368)

date: c. 1930

description: Two-story, side-gable brick house with shed-roof and gable-roof wall dormers and a gable-roof porch on the main elevation. Partially exposed red brick chimney on the south elevation. Asphalt shingle roof. Red brick facade. 6/1 windows with brick sills; paired on the front. The upper panes of the upper sash are smaller than the lower panes. One-story, front gable, entrance porch with square brick columns and an enclosed brick balustrade with painted stone cap. Brick foundation. 2 X 3 bays. Bungalow house type. This house and the next, 412 Carolina Street, are twins and were built at the same time by the same person. 1 contributing building (C)

### 35. 412 CAROLINA STREET, residential (KA-6369)

date: c. 1930

description: Steep two-story, side gable house with front gable, two-story, projecting bay on the south end of the front. Partially exposed red brick chimney on the south side. Asphalt shingle roof. Red brick facade. Vertical 3/1 windows with brick sills; paired on the front. One-story, front gable, entrance porch with square brick columns and an enclosed brick balustrade with stone cap. Brick foundation. 2 X 3 bays. Bungalow house type. This house and the previous house, 410 Carolina Street, are twins and were built at the same time by the same person.

1 contributing building (C)

#### A. Garage

date: c. 1930

description: One-story, flat roof, concrete block garage with red brick veneer on the front.

1 contributing building (C)

### 36. 407 CAROLINA STREET, residential (KA-6370)

#### Apartment Building

date: c. 1930

description: Two-story, flat roof, apartment building with a two-story, shed roof, projecting porch and entrance portico on the front. Interior red brick chimney. Terra cotta tile coping. Asphalt shingle roof on front portico. Stucco facade and foundation. Vertical 3/1 windows with stucco sills. Entrance portico has porches on both floors and has stucco square columns and an enclosed stucco balustrade. First floor has two central entrance doors flanked by porches. 3 X 6 bays.

1 contributing building (C)

### 37. 407A CAROLINA STREET, residential (KA-6371)

date: c. 1915

description: One of three of this house style along this block. One-story, front facing "L" house. Interior red corbeled brick chimney. Asphalt shingle roof. Vinyl siding. Modern 1/1 windows. One-story, hip roof,

United States Department of the Interior  
National Park Service

## National Register of Historic Places Continuation Sheet

Section number 7 Page 15

East End Historic District (Boundary Increase)

Kanawha County, WV

entrance porch with slender slightly chamfered square wood posts on a wood deck. Shed roof rear wing. Enclosed rear porch. Rock-faced concrete block foundation. 3 X 2 bays. Gabled ell house type. 1 contributing building (C)

### 38. 405 CAROLINA STREET, residential (KA-6372)

date: c. 1915

description: One of three of this house style along this block. One-story, front facing "L" house. Interior parged chimney. Asphalt shingle roof. Asbestos shingle siding; wood shingles in gable end. Cut-out vergework in gable end. Vertical 2/2 windows. One-story, hip roof, entrance porch with square wood posts and an enclosed sided balustrade. Shed roof rear wing. Enclosed rear porch. Parged foundation. 3 X 2 bays. Gabled ell house type. 1 contributing building (C)

### CHAMBERLAIN COURT

### 39. CHAMBERLAIN COURT, residential (KA-3310)

#### Chamberlain Court Apartments

date: c. 1930

description: Six unit apartment building. Two-story, "H" shaped, apartment building with the side gable as the front and rear separated by a flat roof. Gable stepped parapet walls at the end and front with stone coping. Slate roof. Interior red brick chimneys. Red brick facade. All openings are enclosed with plywood; all have stone sills. The window openings on the ends have semi-lunette brick hoods with central diamond stone accents. Each two units share a one-story, hip roof porch with square brick columns and an enclosed brick balustrade with stone caps. Brick foundation. 3 bays wide. Colonial Revival style. 1 contributing building (C)

### DIXIE STREET

### 40. 1592 DIXIE STREET, residential (KA-6404)

date: c. 1930

description: Tall and steep, two-story, side gable house. Partially exposed red brick and stucco chimney on east side. Asphalt shingle roof. Partial return cornice. Stucco facade. Variety of window types; some modern. Projecting side gable, entrance porch with wrought iron posts and railing. Large two-story, shed roof addition on rear with attached carport and one garage bay on first floor. Parged foundation. 4 X 3 bays. May have once been a Tudor Revival style. Resource considered non-contributing due to the several additions and variety of modern windows and non-original porch components; no longer retains historic architectural integrity.

1 non-contributing building (NC)

United States Department of the Interior  
National Park Service

## National Register of Historic Places Continuation Sheet

Section number 7 Page 16

East End Historic District (Boundary Increase)

Kanawha County, WV

### 41. 1590 DIXIE STREET, residential (KA-6405)

date: c. 1930

description: This house and the next, 1588 Dixie Street, were built by the same person at the same time and both were possibly Montgomery Ward kit houses. Two-story, front facing "L" house. Asphalt shingle roof. Exposed red corbeled brick chimney on west side. Knee braces in gable ends. Red brick first floor; stucco second floor. Novelty 6/1 windows with brick sills. One-story, projecting, front gable, entrance porch with square brick columns and an enclosed brick balustrade. Parged foundation. 3 X 3 bays.

1 contributing building (C)

#### A. Garage

date: c. 1930

description: Shared garage. One-story, front gable garage. Roll roofing. Brick and board and batten siding. Two garage bays.

1 contributing building (C)

### 42. 1588 DIXIE STREET, residential (KA-6406)

date: c. 1930

description: This house and the previous, 1590 Dixie Street, were built by the same person at the same time and both were possibly Montgomery Ward kit houses. Two-story, front facing "L" house. Asphalt shingle roof. Exposed red corbeled brick chimney on east side. Knee braces in gable ends. Stucco facade. Modern 1/1 windows with brick sills and metal canopies. One-story, projecting, front gable, entrance porch with square brick columns and an enclosed brick balustrade. Porch gable has half-timbering and stucco and knee braces. Parged foundation. 3 X 3 bays.

1 contributing building (C)

### 43. 1586 DIXIE STREET, residential (KA-6407)

date: c. 1935

description: One and one-half-story, front facing "L" house with shed dormer on the front. Dormer has vinyl siding and paired windows. Asphalt shingle roof. Two red brick chimneys. Stucco second floor; red brick first floor. Modern 6/1 windows; tripartite in front first floor bay. Small entrance porch within roof overhang and it has wrought iron post and railing. Parged foundation. 3 X 3 bays. Tudor detailing.

1 contributing building (C)

#### A. Garage

date: c. 1935

description: Shared garage. One-story, front gable garage. Asphalt shingle roof. Red brick facade. Asbestos shingle siding in gable end.

1 contributing building (C)

United States Department of the Interior  
National Park Service

## National Register of Historic Places Continuation Sheet

Section number        7        Page        17

East End Historic District (Boundary Increase)

Kanawha County, WV

### 44. 1584 DIXIE STREET, residential (KA-6408)

date: c. 1930

description: Two-story, cross gable house. Asphalt shingle roof. Partial return cornice. Stucco facade. Modern 1/1 windows; most with brick sills. Projecting front gable entrance bay with semi-lunette entrance door and hood. Open front porch with square stucco columns on a concrete deck. Parged foundation. 3 X 3 bays. Tudor Revival style.

1 contributing building (C)

### 45. 1582 DIXIE STREET, residential (KA-6409)

date: c. 1935

description: Very similar to 1586 Dixie Street on the same block. One and one-half-story, front facing "L" house with shed dormer on the front. Dormer has vinyl siding and paired windows. Asphalt shingle roof. Red brick chimney. Red brick facade. Modern 6/6 windows; tripartite in front first floor bay. Windows have stone lintels and brick sills. Small entrance porch within roof overhang with modern Doric columns. Parged foundation. 3 X 3 bays. Tudor detailing.

1 contributing building (C)

#### A. Garage

date: c. 1935

description: Shared garage. One-story, front gable, two bay garage with shed roof wing of concrete block. Red brick facade; vinyl siding in gable end.

1 contributing building (C)

### 46. 1580 DIXIE STREET, residential (KA-6410)

date: c. 1930

description: Very similar to 1584 Dixie Street on the same block. Two-story, cross gable house. Asphalt shingle roof. Partial return cornice. Blonde brick and stucco facade. Vertical 3/1 windows with brick lintels and sills. Projecting front gable entrance bay with semi-lunette entrance door and brick hood. Front porch enclosed with 1/1 windows. Parged foundation. 3 X 3 bays. Tudor Revival style.

1 contributing building (C)

### 47. 1578 DIXIE STREET, residential (KA-6411)

date: c. 1920

description: Two-story, hip roof house with central hip roof dormer on the front. Asphalt shingle roof. Exposed red brick chimney on north side. Dormer has siding and paired 6/1 windows. Exposed rafter tails. Red brick facade. Modern 1/1 windows with brick sills. Windows and front porch have metal canopies. One-story, hip roof, three-quarter length, front porch with square brick columns and an enclosed brick balustrade with painted cap. Brick foundation. 2 X 3 bays. Four Square house type.

1 contributing building (C)

United States Department of the Interior  
National Park Service

## National Register of Historic Places Continuation Sheet

Section number        7        Page        18

East End Historic District (Boundary Increase)

Kanawha County, WV

### 48. 1587 DIXIE STREET, residential (KA-6412)

date: c. 1915

description: Two-story, front gable house. Exposed red brick chimney on the east side. Asphalt shingle roof. Vinyl siding. Modern 6/1 windows. One-story, hip roof, three-quarter length, front porch with battered square wood posts on an enclosed sided balustrade. Enclosed side entrance bay on the west side. Modern CMU foundation. 2 X 3 bays. Gable front house type.

1 contributing building (C)

### 49. 1589 DIXIE STREET, residential (KA-6413)

**Apartment building**

date: c. 1940

description: Three-story, hip roof, apartment building. Interior brick chimneys. Asphalt shingle roof. Orange red brick facade. 1/1 windows with brick lintels and sills. First floor is partially below grade. Brick foundation. 3 X 4 bays.

1 contributing building (C)

### 50. 1435 DIXIE STREET, residential (KA-6522)

date: c. 1920

description: Two-story, hip roof house. Metal roof. Partially exposed blonde corbeled brick chimney on the east side. Blonde brick facade. Modern 1/1 windows with brick lintels and sills. One-story, hip roof, three-quarter length, front porch with square brick columns with corbeled caps and an enclosed brick balustrade. Brick foundation. 2 X 3 bays. Four Square house type.

1 contributing building (C)

### 51. 1500 DIXIE STREET, commercial (KA-6523)

**West Virginia Citizen Action Group**

date: c. 1915

description: This house and the one next to it, 1502 Dixie Street, are very similar. Two-story, front gable house converted to commercial use. Partially exposed red corbeled brick chimney on the west side. Red clay tile roof with finial cresting. Knee braces in gable end. Red brick facade. 1/1 windows with stone lintels and sills; some have metal canopies. One-story, front gable, full length, front porch with square brick columns and an enclosed brick balustrade with stone cap. One-story, gable rear addition of red brick. Brick foundation. 3 X 5 bays. Gable front house type with Craftsman detailing.

1 contributing building (C)

### 52. 1502 DIXIE STREET, commercial (KA-6524)

**Appalachian Construction Company**

United States Department of the Interior  
National Park Service

## National Register of Historic Places Continuation Sheet

Section number 7 Page 19

East End Historic District (Boundary Increase)

Kanawha County, WV

date: c. 1915

description: This house and the one next to it, 1500 Dixie Street, are very similar. Two-story, front gable house converted to commercial use. Partially exposed red corbeled brick chimney on each side. Asphalt shingle roof. Knee braces in gable end. Red brick facade. 1/1 windows with stone lintels and sills. One-story, hip roof, full length, front porch with square brick columns and an enclosed brick balustrade with stone cap; vinyl siding encloses the front porch between the columns. Brick foundation. 3 X 3 bays. Gable front house type with Craftsman detailing.

1 contributing building (C)

### 53. 1510 DIXIE STREET, residential (KA-6525)

date: c. 1935

description: Tall two-story, side gable house with a wall gable on the west end of the front. The east side of the front has a two-story tall front gable bay with a cat slide roof. Two red brick chimneys. Asphalt shingle roof. Orange/red brick facade. Picture windows with brick lintels and sills. Semi-lunette entrance door and brick surround. Partially below grade one bay garage on the west end has been infilled with siding and a window. Brick foundation. 2 X 3 bays. Tudor Revival style.

1 contributing building (C)

### 54. 1512-1514 DIXIE STREET, residential (KA-6526)

date: c. 1920

description: Long one-story, front gable double duplex; two units on each end. Four interior red brick chimneys. Asphalt shingle roof. Wall gables on the sides. Asbestos shingle siding. 9/1 and 1/1 windows. One-story, hip roof, full length, front porch with square wood columns on a concrete block deck. Rock-faced concrete block foundation. 2 X 10 bays.

1 contributing building (C)

### 55. 1516-1518 DIXIE STREET, residential (KA-6527)

date: c. 1935

description: House a twin to 1614 Franklin Avenue. Tall two-story, front facing "L" duplex with front gable dormer on the front. Two interior red brick chimneys. Asphalt shingle roof. Partial return cornice. Red brick facade. Metal casement windows. One of the entrance doors is flat-headed and the other is semi-lunette with brick surround. Entrance is a flat brick and concrete deck with wrought iron railing. Brick foundation. 2 X 4 bays. Tudor Revival detailing.

1 contributing building (C)

### 56. 1540 DIXIE STREET, residential (KA-6530)

**Florence Apartments**

date: 1922

United States Department of the Interior  
National Park Service

## National Register of Historic Places Continuation Sheet

Section number 7 Page 20

East End Historic District (Boundary Increase)

Kanawha County, WV

description: Two-story, flat roof, apartment building. Interior red brick chimneys. Stone coping. Red brick facade with painted stone diamond and other accents. Wood 1/1 windows with arched openings and arched brick hoods and brick sills. There are three two-story, projecting, hip roof, entrance bays with two-story tall square brick columns and enclosed brick balustrades with painted stone caps on the first floor and enclosed stucco balustrades on the second floor. Brick foundation. 6 X 2 bays.

1 contributing building (C)

### 57. 1548 DIXIE STREET, residential (KA-6531)

date: c. 1930

description: One-story, side gable house. Asphalt shingle roof. Three interior blonde brick chimneys. Horizontal board siding. 1/1 windows with simple surrounds. Projecting one-story, front gable, three-quarter length, front porch with slightly battered square wood posts and wood slatted balustrade. Concrete block foundation. 4 X 2 bays.

1 contributing building (C)

### 58. 1550 DIXIE STREET, residential (KA-6532)

date: c. 1930

description: One-story, front gable house. Asphalt shingle roof. Aluminum siding. 1/1 windows. One-story, hip roof, three-quarter length, front porch: east end is enclosed; west end has square sided column and an enclosed sided balustrade. Rear enclosed porch. Concrete block foundation. 3 X 3 bays. Gable front house type.

1 contributing building (C)

### 59. 1552 DIXIE STREET, residential (KA-6533)

date: c. 1920

description: One-story, clipped front gable roof house with clipped gable projecting bays. Central interior red corbeled brick chimney. Asphalt shingle roof. Aluminum siding. Modern 1/1 windows. One-story, projecting, clipped front gable, three-quarter length, front porch with Tuscan columns and slatted balustrade. Rear enclosed porch. Parged foundation. 3 X 3 bays. Bungalow house type.

1 contributing building (C)

#### A. 1552 1/2 Dixie Street, Secondary residence

date: c. 1930

description: One and one-half-story, side gable house with central front gable dormer on the front and shed roof dormer on the rear. Asphalt shingle roof. Partially exposed red brick chimney on west end has been removed down to the roof line. Red brick facade on first floor; upper story and dormers have vinyl siding. Modern 1/1 windows; paired on the front. One-story, hip roof, entrance porch with vinyl square posts and vinyl slatted balustrade. One-story, enclosed, hip roof, entrance bay on the west end. Brick foundation. 3 X



United States Department of the Interior  
National Park Service

## National Register of Historic Places Continuation Sheet

Section number 7 Page 21

East End Historic District (Boundary Increase)

Kanawha County, WV

3 bays. Resource considered non-contributing due to multiple materials modifications; no longer retains historic architectural integrity.

1 non-contributing building (NC)

### 60. 1554 DIXIE STREET, residential (KA-6534)

date: c. 1920

description: Similar to house next door, 1556 Dixie Street. One and one-half-story, side gable house with paired front gable dormers on the front. Dormers have wood shingles, knee braces and paired 6/1 windows. Asphalt shingle roof. Knee braces and wood shingle sin gable ends. Partially exposed red corbeled brick chimney on east side. Red brick facade. 6/1 and 1/1 windows with smooth stone sills. One-story, shed roof, three-quarter length, front porch with short battered square wood posts on tall brick square piers with stone caps and an enclosed brick balustrade with stone cap. Each side elevation has a shed pent roof supported by knee braces on the first floor. Projecting bay on the first floor with board and batten siding on the west side. Brick foundation. 2 X 3 bays. Craftsman style.

1 contributing building (C)

#### A. Garage

date: c. 1920

description: Shared garage. One-story, clipped front gable garage. Asphalt shingle roof. Wood shingles in gable end. Red brick facade and foundation. Brick foundation. Two garage bays.

1 contributing building (C)

### 61. 1556 DIXIE STREET, residential (KA-6535)

date: c. 1920

description: Similar to house next door, 1554 Dixie Street. One and one-half-story, side gable house with paired clipped front gable dormers on the front and shed roof dormer on the rear. Dormers have wood shingles, knee braces and two 6/1 windows. Asphalt shingle roof. Partially exposed red corbeled brick chimney on west side. Gable ends have knee braces and wood shingles. Red brick facade. Variety of window types, some are modern. Windows have smooth stone sills. One-story, shed roof, three-quarter length, front porch with short paired battered square wood posts on tall square brick piers with stone caps and an enclosed brick balustrade with stone cap. Intermediate square wood battered posts at the porch entrance. Projecting bay on the first floor on the east side with board and batten siding. Rear porch. Brick foundation. 2 X 2 bays. Craftsman style.

1 contributing building (C)

#### A. Garage apartment

date: c. 1920

description: Two-story, side gable garage apartment. Asphalt shingle roof. Vinyl siding on the likely non-original second floor; red brick first floor. Two garage bays. Exterior wood stair. Resource considered non-

United States Department of the Interior  
National Park Service

## National Register of Historic Places Continuation Sheet

Section number 7 Page 22

East End Historic District (Boundary Increase)

Kanawha County, WV

contributing due to the large second floor roof addition and addition of vinyl siding; no longer retains historic architectural integrity.

1 non-contributing building (NC)

### 62. DIXIE STREET, park (M79)

#### East End Community Park

date: c. 2011

description: Four derelict houses were demolished on this site and the park constructed to serve the neighborhood. Brick pillars support an arched sign with the name of the park. Vinyl fencing surrounds the lot. There are stone benches, brick planters, landscaping and a metal roofed pavilion. Resource outside the Period of Significance.

1 non-contributing site (NC)

### 63. 1568 DIXIE STREET, residential (KA-6536)

date: c. 1920

description: Two-story, front gable house with front gable dormers on the side. Asphalt shingle roof. Knee braces and grooved siding in the gable end with four narrow windows. Paired knee braces in the roof eave. Red corbeled brick chimney on the east side. Red brick facade. Modern 9/1 windows with smooth stone sills; some are paired and tripartite on front porch. One-story, shed roof, three-quarter length, front porch with broad front gable pediment with board and batten siding and knee braces. Front porch has paired short slightly battered square wood posts on tall brick piers with stone caps and an enclosed brick balustrade with stone cap. Porch also has intermediate turned posts at entrance. One-story, hip roof, projecting bay on west side supported by scrolled end brackets. Brick foundation. 2 X 2 bays. Craftsman style.

1 contributing building (C)

#### A. Garage

date: c. 1920

description: One-story, clipped front gable, two bay garage. Asphalt shingle roof. Red brick facade and foundation.

1 contributing building (C)

### 64. 1570 DIXIE STREET, residential (KA-6537)

date: c. 1920

description: One and one-half-story, clipped front gable house with clipped front gable dormers on the side. Asphalt shingle roof. Partially exposed stucco chimney on the west side. Gable end and dormers have knee braces. Stucco facade. Vertical 3/1 windows. One-story, broad clipped front gable, three-quarter length, front porch with paired battered short wood posts with projecting "buttons" and joined by a horizontal member on tall stucco columns with painted stone caps and an enclosed stucco balustrade with stone cap. Front porch temporarily enclosed with fiberglass panels and lattice. Porch gable end has dropped finial with

United States Department of the Interior  
National Park Service

## National Register of Historic Places Continuation Sheet

Section number 7 Page 23

East End Historic District (Boundary Increase)

Kanawha County, WV

arched cut-out. Two-story, clipped gable porch on rear with stucco on the first floor and vertical board siding on the upper floor. Stucco foundation. 3 X 3 bays. Craftsman style.

1 contributing building (C)

### A. Garage

date: c. 1920

description: One-story, clipped front gable, two bay garage with portable modern outbuilding attached to the front. Asphalt shingle roof. Vinyl siding. Resource considered non-contributing due to the large addition/building on the front; no longer retains historic architectural integrity.

1 non-contributing building (NC)

### 65. 1572 DIXIE STREET, residential (KA-6538)

date: c. 1920

description: This house and the next two, 1574 Dixie and 525 Nancy, are all very similar; differing only in the details. Two-story, side gable house with paired front gable dormers on the front. Asphalt shingle roof. Dormers have novelty windows and half-timbering. Red brick chimney on each side. Paired brackets with cut-outs in roof eave. Red brick facade. Novelty windows with smooth stone sills. One-story, front gable, full length, front porch with paired slightly battered wood posts on square brick piers with stone caps and an enclosed brick balustrade with stone cap. Gable end of porch has half-timbering. Two-story, shed roof, rear porch: red brick on first floor; wood panels and windows on second floor. Attached flat roof one bay garage on rear. Brick foundation. 2 X 3 bays. Craftsman detailing.

1 contributing building (C)

### 66. 1574 DIXIE STREET, residential (KA-6539)

date: c. 1920

description: This house and the flanking houses, 1572 Dixie and 525 Nancy, are all very similar; differing only in the details. Two-story, side gable house with clipped front gables and a clipped front gable dormer on the front. Asphalt shingle roof. Partially exposed red corbeled brick chimney on the west side. Partial return cornice. Red brick facade. Modern 1/1 windows with smooth stone lintels and sills. One-story, clipped front gable, full length, front porch with square wood columns that sit on square brick piers with stone caps and an enclosed brick balustrade with stone cap. Porch has arched openings and the wood columns have applied scallop decoration. Brick foundation. 2 X 3 bays. Craftsman detailing.

1 contributing building (C)

### 67. 1569 DIXIE STREET, residential (KA-6541)

date: c. 1925

description: One and one-half-story, front gable house with inset front gable dormers on the side. Two interior red brick chimneys. Asphalt shingle roof. Vinyl siding. Modern 1/1 windows. One-story, hip roof, entrance porch with gable entrance pediment and wrought iron posts and railing. Rear enclosed porch.

United States Department of the Interior  
National Park Service

## National Register of Historic Places Continuation Sheet

Section number 7 Page 24

East End Historic District (Boundary Increase)

Kanawha County, WV

Brick foundation. 3 X 3 bays. Gable front house type. Resource considered non-contributing due to multiple materials modifications and rear enclosed porch; no longer retains historic architectural integrity.  
1 non-contributing building (NC)

**A. Garage**

date: c. 1925

description: One-story, front gable garage. Asphalt shingle roof. Vinyl siding. Resource considered non-contributing as primary resource is non-contributing.

1 non-contributing building (NC)

**68. 1567 DIXIE STREET, residential (KA-6542)**

date: c. 1910

description: Two-story, front gable house. Interior red corbeled brick chimney. Asphalt shingle roof. Knee braces in gable end. Faux stone veneer on front; vinyl siding elsewhere. Modern 1/1 windows with shutters. Windows on the front, second floor, have pent shed roofs over them supported by end braces. One-story, shed roof, three-quarter length, front porch with modern Doric columns and an enclosed brick balustrade with painted stone cap and cut-outs in the brick. Front porch has metal canopy. One-story, shed roof, enclosed, rear porch with attached modern wood deck. Brick foundation. 3 X 2 bays. Gable front house type. Resource considered non-contributing due to multiple materials modifications and rear enclosed porch; no longer retains historic architectural integrity.

1 non-contributing building (NC)

**A. Garage**

date: c. 1910

description: Shared garage. One-story, front gable garage. Asphalt shingle roof. Red brick facade. Resource considered non-contributing as primary resource is non-contributing.

1 non-contributing building (NC)

**69. 1565 DIXIE STREET, residential (KA-6543)**

date: c. 1920

description: Very similar to house next door, 1563 Dixie. One and one-half-story, side gable house with central front gable dormer on the front. Asphalt shingle roof. Partially exposed red brick chimney on the west side. Dormer has exposed rafter tails, knee braces, stucco and three 1/1 windows. Red brick facade. Modern 1/1 windows with painted stone lintels and sills. One-story, full length, front porch within roof overhang and it has square brick columns with painted stone caps and an enclosed brick balustrade with painted stone cap. One-story, shed roof, projecting bay on the first floor, west side. Brick foundation. 2 X 2 bays. Bungalow house type.

1 contributing building (C)

**A. Garage**

date: c. 1920

United States Department of the Interior  
National Park Service

## National Register of Historic Places Continuation Sheet

Section number 7 Page 25

East End Historic District (Boundary Increase)

Kanawha County, WV

description: One-story, flat roof, one bay garage. Red brick facade.  
1 contributing building (C)

### 70. 1563 DIXIE STREET, residential (KA-6544)

date: c. 1920

description: Very similar to house next door, 1565 Dixie. One and one-half-story, side gable house with central front gable dormer on the front. Asphalt shingle roof. Two red brick chimneys. Dormer has stucco, exposed rafter tails, knee braces and three windows; the center window is 8/1 with flanking 6/1 windows. Knee braces in gable ends. Red brick facade. 8/1 and 6/1 windows with painted stone lintels and sills. One-story, full length, front porch within roof overhang and it has square brick columns with painted stone caps and an enclosed brick balustrade with stone cap. Entrance door has wood surround with paneled transom above and flanking pilasters with rosette block caps and plinths. Brick foundation. 2 X 3 bays. Bungalow house type.

1 contributing building (C)

### 71. 1561 DIXIE STREET, residential (KA-6545)

date: c. 1920

description: Two-story, hip roof house with hip dormers. Partially exposed red corbeled brick chimney on east side. Asphalt shingle roof. Dormer has wood shingles and paired vertically divided windows with a divided fanlight. Red brick facade. Vertical 3/1 windows with stone lintels and sills. One-story, hip roof, three-quarter length, front porch with gable entrance pediment and square brick columns with stone diamond accents and an enclosed brick balustrade with stone cap. East side of porch is enclosed with vertical 3/1 windows. Rear enclosed addition with T-111 siding. Brick foundation. 2 X 3 bays. Four Square house type.

1 contributing building (C)

#### A. Garage apartment

date: c. 1920

description: Two-story, hip roof, garage apartment with hip dormer on the front. Asphalt shingle roof. Dormer has vertically divided paired windows. Red brick facade. Vertical 3/1 windows with stone lintels and sills. Two garage bays. Exterior wood stair and landing on west side. Brick foundation.

1 contributing building (C)

### 72. 1559 DIXIE STREET, residential (KA-6546)

date: c. 1930

description: Steep two-story, side gable house with projecting front gable entrance bay on the east end of the front. West end of the front on the second floor has paired segmented arch wall dormers. Metal roof. Partial return cornice. Partially exposed stucco and brick chimney on west side. Stucco facade and foundation. Wood 1/1 windows. Entrance bay has 1/1 window with semi-lunette transom and brick hood

United States Department of the Interior  
National Park Service

## National Register of Historic Places Continuation Sheet

Section number 7 Page 26

East End Historic District (Boundary Increase)

Kanawha County, WV

and a projecting brick and stucco surround for the entrance door. One-story, shed roof, enclosed, projecting bay on the front, west side. Enclosed rear porch. 2 x 3 bays. Tudor Revival style.

1 contributing building (C)

### A. Garage apartment

date: c. 1930

description: Two-story, side gable, garage apartment. Asphalt shingle roof. Stucco facade. 6/1 windows on the second floor. Two garage bays on the first floor have been infilled with vinyl siding and window and door openings. Stucco foundation. 3 bays side.

1 contributing building (C)

### 73. 1557 DIXIE STREET, residential (KA-6547)

date: c. 1920

description: Similar to other Bungalow house types on Dixie Street. One and one-half-story, side gable house with central front gable dormer on the front. Asphalt shingle roof. Interior red brick chimney. Dormer has stucco, exposed rafter tails, knee braces and three 1/1 windows. Red brick facade. Modern 12/1 and 1/1 windows with stone lintels and sills; paired on the front porch. One-story, full length, front porch with square brick columns with stone caps and an enclosed brick balustrade with stone cap. Enclosed, one-story, rear porch with attached modern wood deck. Brick foundation. 2 X 3 bays. Bungalow house type.

1 contributing building (C)

### A. Garage

date: c. 1920

description: Shared garage. One-story, front gable, two bay garage. Asphalt shingle roof. Red brick facade and foundation.

1 contributing building (C)

### 74. 1555 DIXIE STREET, residential (KA-6548)

date: c. 1920

description: Similar to other Bungalow house types on Dixie Street. One and one-half-story, side gable house with central front gable dormer on the front. Knee braces in gable end. Asphalt shingle roof. Partially exposed red brick chimney on west side. Dormer has stucco, knee braces, exposed rafter tails and three 6/1 windows. Red brick facade. 6/1 windows with stone lintels and sills; paired on the front porch. One-story, full length, front porch within roof overhang and it has square brick columns with stone caps and an enclosed brick balustrade with stone cap. Projecting shed roof bay on the west side. Brick foundation. 2 X 3 bays. Bungalow house type.

1 contributing building (C)

### 75. 1553 DIXIE STREET, residential (KA-6549)

date: c. 1920

United States Department of the Interior  
National Park Service

## National Register of Historic Places Continuation Sheet

Section number 7 Page 27

East End Historic District (Boundary Increase)

Kanawha County, WV

description: Two-story, hip roof house with hip dormers. Dormers have paired vertically divided windows. Asphalt shingle roof. Partially exposed red brick chimney on the east side. Cove siding with corner boards. Vertical 3/1 windows with simple surrounds. One-story, hip roof, full length, front porch with square painted brick columns and an enclosed wood shingled balustrade. One-story, enclosed, rear porch. Brick foundation. 3 X 3 bays. Four Square house type.

1 contributing building (C)

### 76. 1551 DIXIE STREET, residential (KA-6550)

date: c. 1920

description: Two-story, front gable house with front gable dormers on the side. Asphalt shingle roof. Partial return cornice. Paired windows and half-timbering in gable end. Partially exposed red brick chimney on the west side. Cove siding with corner boards. Vertical 3/1 windows with simple surrounds. One-story, hip roof, full length, front porch with battered square wood columns on square painted brick piers and an enclosed sided balustrade. Two-story, enclosed, rear porch. Brick foundation. 2 X 3 bays. Gable front house type with Craftsman detailing.

1 contributing building (C)

#### A. Garage

date: c. 1920

description: One-story, flat roof, two bay garage. Terra cotta tile coping. Rock-faced concrete block facade and foundation.

1 contributing building (C)

### 77. 1549 DIXIE STREET, residential (KA-6551)

date: c. 1925

description: Very similar to 1569 Dixie Street. One and one-half-story, front gable house with inset front gable dormers on the side. Two interior tan brick chimneys. Asphalt shingle roof. Vinyl siding. Modern 1/1 windows. One-story, hip roof, three-quarter length, front porch with battered square wood posts on newel posts and slatted wood balustrade. Rear enclosed porch. Concrete foundation. 4 X 3 bays. Gable front house type.

1 contributing building (C)

#### A. Secondary apartments

date: c. 1925

description: Two-story, side gable apartments. Interior stucco chimneys. Asphalt shingle roof. Stucco second floor; rock-faced concrete block first floor and foundation. Modern 1/1 windows. Two second floor porches: each has a hip roof, square wood posts and slatted balustrade.

1 contributing building (C)

### 78. 1547 DIXIE STREET, residential (KA-6552)

United States Department of the Interior  
National Park Service

## National Register of Historic Places Continuation Sheet

Section number 7 Page 28

East End Historic District (Boundary Increase)

Kanawha County, WV

date: c. 1935

description: House a twin to 1614 Franklin Avenue and 1516-1518 Dixie Street. Tall two-story, front facing "L" duplex. Two interior red brick chimneys. Slate roof. Partial return cornice. Red brick facade. Metal casement windows. One of the entrance doors is flat-headed and the other is semi-lunette with brick surround. Entrance is a flat brick and concrete deck with wrought iron railing. Brick foundation. 2 X 4 bays. Tudor Revival detailing.

1 contributing building (C)

### 79. 1535 DIXIE STREET, residential (KA-6553)

date: c. 1910

description: Two-story, front gable house with front gable dormers on the side. Slate roof. Two interior red corbeled brick chimneys. Gable end has paired 1/1 windows and wood shingles. Clapboard siding with frieze and corner boards. 1/1 windows with simple surrounds. One-story, hip roof, three-quarter length, front porch with Tuscan columns on short newel posts and turned spindled balustrade. Rock-faced concrete block foundation. 2 X 4 bays. Gable front house type.

1 contributing building (C)

### 80. 1537 DIXIE STREET, residential (KA-6554)

date: c. 1910

description: Two-story, front gable house. Asphalt shingle roof. Partially exposed red corbeled brick chimney on the west side. Gable end has recessed opening with curved sides and two 1/1 windows in the recess. Vinyl siding. Modern 1/1 windows. One-story, front gable, three-quarter length, front porch with square tan brick posts on square red brick piers with stone caps and an enclosed brick balustrade with stone cap. Modern one-story, shed roof, rear porch with modern wood components. Rock-faced concrete block foundation. 2 X 3 bays. Gable front house type. Resource considered non-contributing due to multiple materials modifications; no longer retains historic architectural integrity.

1 non-contributing building (NC)

#### A. Garage

date: c. 1910

description: One-story, one bay, hip roof garage. Roll roofing. Vinyl siding. Garage partially falling down. Resource considered non-contributing as primary resource is non-contributing.

1 non-contributing building (NC)

### 81. 1539 (?) DIXIE STREET, residential (KA-6555)

date: c. 1915

description: Two-story, front gable house. Asphalt shingle roof. Chimneys have been removed. Vinyl siding. 1/1 novelty windows. One-story, shed roof, full length, front porch with modern square wood posts and an enclosed sided balustrade. One-story, shed roof, rear porch with the same components as the front



United States Department of the Interior  
National Park Service

## National Register of Historic Places Continuation Sheet

Section number 7 Page 29

East End Historic District (Boundary Increase)

Kanawha County, WV

porch. Rock-faced concrete block foundation. 3 X 2 bays. Gable front house type. Resource considered non-contributing due to multiple materials modifications; no longer retains historic architectural integrity. 1 non-contributing building (NC)

### 82. 1541 (?) DIXIE STREET, residential (KA-6556)

date: c. 1920

description: One and one-half-story, front gable house. Asphalt shingle roof. Interior red corbeled brick chimney. Large shed roof dormer on the west side. Weatherboard siding. Modern 1/1 and picture windows. One-story, front gable, projecting, entrance porch with slightly battered square wood posts and an enclosed sided balustrade. One-story, shed roof, enclosed, rear porch. Brick foundation. 2 X 3 bays. Gable front house type.

1 contributing building (C)

#### A. Garage

date: c. 1920

description: One-story, front gable, one bay garage. Asphalt shingle roof. Exposed rafter tails. Vinyl and metal siding.

1 contributing building (C)

### 83. 1531 DIXIE STREET, residential (KA-6557)

date: c. 1920

description: One and one-half-story, side gable house with central front gable dormer on the front. Asphalt shingle roof. Interior painted brick chimney. Weatherboard siding. 12/1, 6/1 and 1/1 windows. One-story, full length, front porch with square painted brick columns and an "X" wood balustrade. One-story, hip roof, projecting bay on west side. Rear gable addition. Rear entrance porch with square wood posts and lattice balustrade. Brick foundation. 3 X 4 bays. Bungalow house type.

1 contributing building (C)

#### A. Garage

date: c. 1920

description: One-story, front gable, one bay garage. Asphalt shingle roof. Weatherboard siding.

1 contributing building (C)

### 84. 1529 DIXIE STREET, residential (M80)

#### Habitat for Humanity house

date: c. 2001

description: One-story, front gable house. Asphalt shingle roof. Vinyl siding. 1/1 windows; shutters on the front. Full length, front porch within roof overhang and it has square wood posts and slatted wood balustrade. Concrete block foundation. 3 X 2 bays. Resource outside the Period of Significance (POS).

1 non-contributing building (NC)

United States Department of the Interior  
National Park Service

## National Register of Historic Places Continuation Sheet

Section number 7 Page 30

East End Historic District (Boundary Increase)

Kanawha County, WV

### 85. 1527 DIXIE STREET, residential (KA-6558)

date: c. 1915

description: Two-story, front gable house. Asphalt shingle roof. Interior red corbeled brick chimney. Aluminum siding. Modern 1/1 windows. One-story, front gable, three-quarter length, front porch enclosed with 1/1 windows and siding. One-story, enclosed, rear porch. Brick foundation. 2 X 3 bays. Gable front house type. Resource considered non-contributing due to multiple materials modifications and enclosed porches; no longer retains historic architectural integrity.

1 non-contributing building (NC)

#### A. Garage

date: c. 1915

description: Collapsing concrete block, brick and terra cotta block garage. Roof and one wall completely gone. Resource considered non-contributing as primary resource is non-contributing and it is falling down.

1 non-contributing building (NC)

### 86. 1525 DIXIE STREET, residential (KA-6559)

date: c. 1920

description: One and one-half-story, side gable house with central shed roof dormer on front and rear; front dormer has front gable pediment. Asphalt shingle roof. Partially exposed red brick chimney on east side has been demolished from the roof line up. Vinyl siding. Modern 1/1 and slider windows; some with shutters. One-story, full length, front porch has been fully enclosed. Brick and rock-faced concrete block foundation. 3 X 4 bays. Bungalow house type. Resource considered non-contributing due to multiple materials modifications and enclosed porch; no longer retains historic architectural integrity.

1 non-contributing building (NC)

### 87. 1523 DIXIE STREET, residential (KA-6560)

date: c. 1920

description: House converted to a duplex. One and one-half-story, side gable house with central shed roof dormer with gable pediment on the front. Asphalt shingle roof. Vinyl siding. Modern slider windows; some with shutters. One-story, full length, front porch with gable entrance pediment and sided columns with slatted vinyl balustrade. Rock-faced concrete block foundation. 3 X 3 bays. Bungalow house type. Resource considered non-contributing due to multiple materials modifications; no longer retains historic architectural integrity.

1 non-contributing building (NC)

### 88. 1521 DIXIE STREET, residential (KA-6561)

date: c. 1920

United States Department of the Interior  
National Park Service

## National Register of Historic Places Continuation Sheet

Section number 7 Page 31

East End Historic District (Boundary Increase)

Kanawha County, WV

description: One and one-half-story, side gable house with central front gable dormer on the front. Asphalt shingle roof. Interior red brick chimney. Vinyl siding. Modern 1/1 and picture windows. One-story, full length, front porch within roof overhang with square sided posts and an enclosed sided balustrade. Rock-faced concrete block foundation. 2 X 3 bays. Bungalow house type.  
1 contributing building (C)

### 89. 1519 DIXIE STREET, residential (KA-6562)

date: c. 1930

description: One and one-half-story, side gable house with central shed dormer on the front and rear. Front dormer has three windows, two are paired, and metal board and batten siding. Two red brick chimneys; one is partially exposed on the west side. Asphalt shingle roof. Red brick facade. 1/1 windows. One-story, full length, front porch within roof overhang and it has battered square brick columns and wrought iron railing. Porch has metal canopy. Rear enclosed porch. Brick foundation. 2 X 3 bays. Bungalow house type.  
1 contributing building (C)

### 90. 1515-1517 DIXIE STREET, residential (KA-6563)

date: c. 1930

description: Two-story, flat roof duplex. Stone coping. Stepped parapet on the sides. Interior red brick chimneys. Brick panels in cornice area with stone corner accents. Red brick facade. Modern 1/1 windows with stone sills. One-story, hip roof, three-quarter length, front porch with square brick columns with painted stone caps and an enclosed brick balustrade with painted stone cap. Two entrances; each entrance door has divided glazing and divided sidelights. Two-story, enclosed rear porches. Brick foundation. 4 X 4 bays.

1 contributing building (C)

#### A. Garage apartment

date: c. 1930

description: Two-story, front gable, two bay, garage apartment. Asphalt shingle roof. Vinyl siding on the second floor; rock-faced concrete block first floor and foundation. Vertical 3/1 and modern 1/1 windows on the second floor.

1 contributing building (C)

### 91. 1513 DIXIE STREET, residential (KA-6564)

date: c. 1925

description: Two-story, hip roof house. Partially exposed brick chimney on east side. Asphalt shingle roof. Variegated brick facade - possibly non-original. Modern 1/1 windows with stone lintels and sills. One-story, hip roof, three-quarter length, front porch with battered and corbeled square brick columns with stone caps and an enclosed brick balustrade with stone cap. Very large two-story, hip roof, red brick addition on the rear. Brick foundation. 2 X 3 bays. Four Square house type. Resource considered non-contributing due

United States Department of the Interior  
National Park Service

## National Register of Historic Places Continuation Sheet

Section number 7 Page 32

East End Historic District (Boundary Increase)

Kanawha County, WV

to multiple materials modifications and very large rear addition; no longer retains historic architectural integrity.

1 non-contributing building (NC)

### 92. 1511 DIXIE STREET, residential (KA-6565)

date: c. 1925

description: Two-story, side gable house with central shed roof dormer on the front and rear. Interior red brick chimney. Asphalt shingle roof. Vinyl siding. Modern 1/1 windows. One-story, shed roof, full length, front porch with paired square wood posts joined with horizontal members and a picket fence style balustrade. Three-sided projecting bay and picture window on front porch. One-story, enclosed rear porch. Rock-faced concrete block foundation. 3 X 2 bays. Bungalow house type.

1 contributing building (C)

#### A. Garage

date: c. 1925

description: One-story, shed and front gable, two bay garage. Asphalt shingle roof. Vinyl siding.

1 contributing building (C)

### 93. 1509 DIXIE STREET, residential (KA-6566)

date: c. 1920

description: Double duplex - two units on each end. Long one-story, front gable double duplex. Asphalt shingle roof. Clapboard siding. 1/1 windows; paired on the front. One-story, hip roof, full length, front porch with square wood columns and slatted balustrade. Rock-faced concrete block foundation. 2 X 10 bays. Gable front house type.

1 contributing building (C)

### 94. 1507 DIXIE STREET, residential (KA-6567)

date: c. 1920

description: One-story, front gable house. Central interior red corbeled brick chimney. Asphalt shingle roof. Vinyl siding. Modern 1/1 windows. Gable pediment on front with end braces serves as the entrance porch. Shed roof, rear porch. Rock-faced concrete block foundation. 2 X 4 bays. Gable front house type. Resource considered non-contributing due to multiple materials modifications; no longer retains historic architectural integrity.

1 non-contributing building (NC)

### 95. 1503 DIXIE STREET, residential (KA-6568)

date: c. 1930

description: Similar to other houses in the neighborhood and on Dixie Street. Two-story, side gable duplex with projecting, two-story, front gable bay with cat slide roof. Two interior red brick end chimneys. Asphalt

United States Department of the Interior  
National Park Service

## National Register of Historic Places Continuation Sheet

Section number 7 Page 33

East End Historic District (Boundary Increase)

Kanawha County, WV

shingle roof. Variegated brick facade. Metal casement and modern slider windows. Entrance bay has semi-lunette door and brick surround. There is also a flat-headed entrance door within the recess of the projecting bay. Brick foundation. 2 X 3 bays. Tudor detailing.  
1 contributing building (C)

### ELIZABETH STREET

#### 96. 308 ELIZABETH STREET, commercial (KA-6028)

##### Red Carpet Lounge

date: c. 1930

description: Two-story, flat roof, commercial building. Metal coping. Concrete block facade and foundation. Modern 6/6 windows on second floor. Central recessed entrance door. 2 bays wide. Resource considered non-contributing due to multiple materials modifications; no longer retains historic architectural integrity.

1 non-contributing building (NC)

#### 97. 309 ELIZABETH STREET, residential (KA-6029)

date: c. 1920

description: Two-story, shallow front gable house with large flat roof rear additions. Asphalt shingle roof. Aluminum siding. Modern 1/1 windows with metal shed canopies and snap-in grids. Two-story, hip roof, full length, front porch: second floor enclosed with windows and siding; first floor has original square brick columns and an enclosed brick balustrade with painted stone cap. Unknown foundation. 2 X 4 bays. Roof has been reconfigured. Resource considered non-contributing due to multiple materials modifications, roof reconfigured and part of front porch enclosed; no longer retains historic architectural integrity.

1 non-contributing building (NC)

#### 98. 410 ELIZABETH STREET, commercial (KA-6336)

##### The Empty Glass

date: c. 1935

description: Three-story, hip roof, commercial building with hip dormers. Asphalt shingle roof. First floor is original and red brick; second and third floors have metal siding with modern 1/1 windows. First floor has deeply recessed entrance door flanked by modern display windows. Brick foundation. 2 X 2 bays. Resource considered non-contributing due to addition of two floors; no longer retains historic architectural integrity.

1 non-contributing building (NC)

#### 99. 412 ELIZABETH STREET, commercial (KA-6337)

##### 2nd Seating

United States Department of the Interior  
National Park Service

## National Register of Historic Places Continuation Sheet

Section number 7 Page 34

East End Historic District (Boundary Increase)

Kanawha County, WV

date: c. 1935

description: One-story, flat roof, commercial building. Stepped parapet with stone coping on the front and terra cotta tile on the sides. Central brick panel in cornice area. Terra cotta block on the sides; red brick on the front. Terra cotta covered mostly on the north side with T-111 siding. Flush modern aluminum entrance door with undivided transom flanked by modern paired windows. Rear addition. Terra cotta block foundation. 3 X 1 bays.

1 contributing building (C)

### 100. 424 ELIZABETH STREET, residential (KA-6338)

#### Apartment Building

date: c. 1940

description: Two-story, flat roof, apartment building. Interior red brick chimneys. Wide frieze band. Red brick facade. Modern 6/1 and modern 6/6 windows with rusticated stone sills. Some window openings have been infilled with brick. Four, two-story, projecting porches with square brick columns and wood slat railings. The two main entrance doors have hip canopies supported by end braces. Brick water table course. Brick foundation. 6 X 4 bays. Colonial Revival style detailing.

1 contributing building (C)

### 101. 500 ELIZABETH STREET, residential (KA-6339)

#### Apartment Building

date: c. 1935

description: Two-story, flat roof, apartment building. Stepped parapet on the sides. Stone coping. Interior yellow brick chimneys. Yellow brick facade. Modern tripartite windows with central fixed pane window flanked by 6/6 windows; all have brick sills. Second floor windows have brick lintels; third floor windows have three semi-lunette brick arches with stucco and brick diamond accents. Central wood novelty entrance door with novelty sidelights; semi-lunette brick hood with brick keystone and end accent blocks and stucco in the center. Brick belt course below first floor windows. Brick foundation. 3 X 3 bays. Colonial Revival style detailing.

1 contributing building (C)

### 102. 502 ELIZABETH STREET, residential (KA-6340)

date: c. 1925

description: One and one-half-story, hip roof house with central hip roof dormer on the front and side. Asphalt shingle roof. Partially exposed red brick chimney on the north side. Dormers have wood shingle siding and three novelty windows. Red brick facade. One-story, hip roof, three-quarter length, front porch with battered paneled square wood columns on brick piers and an enclosed wood balustrade. Tripartite novelty window on front porch. Projecting bay on north side. Brick foundation. 2 X 3 bays. Bungalow house type.

United States Department of the Interior  
National Park Service

## National Register of Historic Places Continuation Sheet

Section number 7 Page 35

East End Historic District (Boundary Increase)

Kanawha County, WV

1 contributing building (C)

### 103. 504 ELIZABETH STREET, residential (KA-6341)

date: c. 1925

description: One and one-half-story, side gable house with large central inset shed dormer on the front. Asphalt shingle roof. Two windows in dormer. Weatherboard siding. 9/1 windows. One-story, shed roof, full length, front porch with slightly battered square wood columns on an enclosed balustrade. Brick foundation. 3 X 2 bays. Bungalow house type.

1 contributing building (C)

### 104. 506 ELIZABETH STREET, residential (KA-6342)

date: c. 1925

description: One and one-half-story, side gable house. Asphalt shingle roof. Vinyl siding. Modern 1/1 windows; paired on the front. Enclosed shed roof front and rear porches. Rock-faced concrete block foundation. 3 X 3 bays. Resource considered non-contributing due to multiple materials modifications and enclosed porches; no longer retains historic architectural integrity.

1 non-contributing building (NC)

### 105. 520 ELIZABETH STREET, commercial (KA-6343)

**Industrial Supply Solutions, Inc.**

date: 1946

description: Very large one-story, flat roof, commercial building. Terra cotta tile coping. Central parapet on side elevation. Painted brick facade and foundation. Metal casement windows. Two tall garage bays on Elizabeth Street facade. Elizabeth Street entrance has basketweave painted brick surround. Many windows on Elizabeth Street facade have been infilled with wood.

1 contributing building (C)

### 106. 517 ELIZABETH STREET, commercial (KA-6344)

**North Coast Commercial Roofing Systems/Beer Warehouse**

date: c. 1955/c. 1930

description: C. 1930 three-story, red brick, flat roof, warehouse building connected to a c. 1955 one-story, flat roof, warehouse building. Red brick warehouse has stepped parapet on the sides and metal coping. Concrete block warehouse has metal coping. Man door flanked by garage bays on Elizabeth Street facade; also has metal casement window. Metal casement windows on the north side; metal casement windows and three garage bays on the south side. Red brick warehouse previously a beer warehouse. Windows infilled with wood on brick warehouse.

1 contributing building (C)

United States Department of the Interior  
National Park Service

## National Register of Historic Places Continuation Sheet

Section number 7 Page 36

East End Historic District (Boundary Increase)

Kanawha County, WV

### 107. 509-515 ELIZABETH STREET, residential (M68)

#### Shanklin Apartments

date: 2004

description: Four one-story, gable apartment buildings. Each building has four separate units. Asphalt shingle roofs. Vinyl siding. Projecting gable entrance porches. Concrete foundations. Resource outside the Period of Significance (POS).

1 non-contributing building (NC)

### 108. 507 ELIZABETH STREET, residential (KA-6345)

date: c. 1930

description: One and one-half-story, side gable house with central shed dormer on the front. Partially exposed red brick chimney on the north side. Asphalt shingle roof. Four windows in the dormer. Brackets in gable ends. Red brick facade. Vertical 3/1 windows with brick lintels and stone sills; gang of four on front porch. Full length, front porch within roof overhang has square brick columns and an enclosed brick balustrade with stone cap. Brick foundation. 2 X 3 bays. Bungalow house type.

1 contributing building (C)

### 109. 505 ELIZABETH STREET, residential (KA-6346)

date: c. 1930

description: Two-story, hip roof house with hip dormers. Two interior red brick chimneys. Asphalt shingle roof. Interior red brick chimney. Aluminum siding. Vertical 3/1 windows; tripartite on the front porch. One-story, hip roof, three-quarter length, front porch with battered square sided posts on brick piers and an enclosed balustrade. Rock-faced concrete block foundation. 2 X 2 bays. Four Square house type.

1 contributing building (C)

#### A. Outbuilding

date: c. 1930

description: One-story, hip roof, terra cotta block outbuilding.

1 contributing building (C)

### 110. 501 ELIZABETH STREET, church (KA-6347)

#### Asbury United Methodist Church

date: 1926/1959

description: Church built 1926; addition in 1959. Tall three-story, flat roof church building. Stone coping. Wood primary cornice with frieze band below. Red brick facade. Tall two-story, front gable, entrance portico with finial cresting, a wide entablature and two-story tall Doric columns with Ionic capitals and plinths that sit on concrete piers. A hyphen connects the church to the addition on the side. The hyphen is all glass with two entrance doors and aluminum framing; the addition is a one-story, flat roof, red brick addition that runs the length of the church. Church has tall semi-lunette windows on the sides with brick



United States Department of the Interior  
National Park Service

## National Register of Historic Places Continuation Sheet

Section number 7 Page 37

East End Historic District (Boundary Increase)

Kanawha County, WV

semi-lunette hoods and stone keystones and smooth stone sills. Windows on the front of the church are paired wood casements; some have muntins and some do not. Some of the windows also have divided transoms; all windows have smooth stone sills. Entrance doors have stone hoods and surrounds with end brackets. Three-story wing on south end with stone pilasters dividing the bays. Stone water table. Church sits atop an elevated basement with steep steps leading to the entrance. Brick foundation. 9 X 4 bays. Greek Revival style.

1 contributing building (C)

### FRANKLIN AVENUE

#### **111. 1652-1658 FRANKLIN AVENUE, residential (KA-6023)**

##### **Menlo Place Apartments**

date: c. 1920

description: Two-story, side gable, apartment building with four shed roof dormers. Interior brick chimneys. Asphalt shingle roof. Red brick facade with brown brick accents. 1/1 windows with rusticated stone lintels and sills. Four units. Each unit has a two-story, three-sided, projecting bay and a one-story, hip roof entrance porch with square brick columns and enclosed brick balustrade with stone caps. Brick foundation. 4 X 2 bays.

1 contributing building (C)

#### **112. 1620-1630 FRANKLIN AVENUE, residential (KA-6024)**

##### **DeHaskell Apartments**

date: c. 1930

description: Three-story, flat roof, apartment building with elevated basement. Stepped parapet with stone coping. Overhanging stone primary cornice. Dark brown brick facade. 8/1 windows with brick lintels and smooth stone sills. Recessed brick panels between the floors. Stone belt course below first floor. Stone water table. Eight projecting bays with recessed entrances between each bay. Brick foundation. 8 X 4 bays.

1 contributing building (C)

#### **113. 1614 FRANKLIN AVENUE, residential (KA-6025)**

date: c. 1945

description: Two-story, side gable house with two-story, front gable, projecting entrance bay. Gable dormer on the front. Two red brick chimneys. Partial return cornice. Asphalt shingle roof. Red brick facade. Modern slider windows. Entrance deck of parged concrete block and brick. Curved wood Tudor Revival style entrance door with stepped corbeled arched brick surround. Brick foundation. 3 X 3 bays.

1 contributing building (C)

#### **114. 1612ABC FRANKLIN AVENUE, residential (KA-6026)**

United States Department of the Interior  
National Park Service

## National Register of Historic Places Continuation Sheet

Section number 7 Page 38

East End Historic District (Boundary Increase)

Kanawha County, WV

### **Gates Apartments**

date: c. 1940

description: Two-story, shallow hip roof, apartment building. Central interior red brick chimney. Asphalt shingle roof. Stucco facade. Modern slider windows. Three units - each unit has a gable pediment entrance supported by large knee braces. Concrete steps with railings to each unit. Stucco foundation. 3 X 2 bays. 1 contributing building (C)

### **115. 1608-1610 FRANKLIN AVENUE, residential (KA-6027)**

date: c. 1920

description: Large two-story, hip roof duplex with paired hip dormers on the front and wall gables on the side. Wall gables have partial return cornice. Interior red brick chimneys. Asphalt shingle roof. Red brick facade. Modern 1/1 windows with snap-in grids (15/1) and rusticated stone lintels and sills. One-story, hip roof, three-quarter length, front porch with square brick columns and an enclosed brick balustrade; balustrade has decorative brick panels with stone corner blocks and basketweave pattern. Rear porch. Brick foundation. 2 X 6 bays. Four Square house type. 1 contributing building (C)

### **JACKSON STREET**

#### **116. 1596 JACKSON STREET, residential (KA-6173)**

date: c. 1920

description: Two-story, front gable house with shed roof dormers on the side. Asphalt shingle roof. Red brick facade. 1/1 windows with stone lintels and sills. One-story, hip roof, three-quarter length, front porch with gable entrance pediment, battered and paneled wood columns on brick piers and enclosed brick balustrade with stone cap. Metal canopy on front porch. Two-story, enclosed rear porch. Brick foundation. 2 X 3 bays. Gable front house type. 1 contributing building (C)

#### **117. 1594 JACKSON STREET, residential (KA-6174)**

date: c. 1920

description: Two-story, side gable house with inset front gable dormer on the front. Interior brick chimney. Asphalt shingle roof. Front dormer has half-timbering and stucco and three 6/1 windows. Red brick facade. Multi-paned windows. One-story, shed roof, three-quarter length, front porch with paired short square wood columns on brick piers and an enclosed brick balustrade with stone cap. Projecting, shed roof, three-sided bay on the east side. Concrete foundation. 2 X 2 bays. Craftsman style. 1 contributing building (C)

#### **A. Garage**

date: c. 1920

description: One-story, front gable, one bay garage. Asphalt shingle roof. Red brick facade.

United States Department of the Interior  
National Park Service

## National Register of Historic Places Continuation Sheet

Section number 7 Page 39

East End Historic District (Boundary Increase)

Kanawha County, WV

1 contributing building (C)

### 118. 1590 JACKSON STREET, residential (KA-6175)

date: c. 1920

description: Tall two-story, front gable house. Exposed rafter tails. Interior blonde brick chimney. Knee braces in gable end. Asphalt shingle roof. Wood shingles on second floor; clapboard siding on first floor with corner boards. 1/1 windows. Paired 1/1 windows on the ends of the front on the second floor and each pair has a gable canopy roof over them supported by large knee braces. One-story, hip roof, full length, front porch with gable entrance pediment with wood shingles and knee braces. Front porch has paired battered square wood posts and an enclosed wood shingled balustrade. Decorative fixed pane windows on the east side of the first floor. Projecting bay on east side with roof balustrade and supporting knee braces. Elevated modern wood deck on rear. Brick foundation. 2 X 3 bays. Craftsman style.

1 contributing building (C)

#### A. Garage

date: c. 1920

description: Shared garage. Steep one-story, front gable two bay garage. Clapboard siding. Each half of the garage is painted to match its house.

1 contributing building (C)

### 119. 1588 JACKSON STREET, residential (KA-6176)

date: c. 1920

description: Twin to previous house except front porch has been enclosed with brick and windows. Tall two-story, front gable house. Exposed rafter tails. Interior blonde brick chimney; interior red brick chimney. Knee braces in gable end. Asphalt shingle roof. Wood shingles on second floor; clapboard siding on first floor with corner boards. 1/1 windows. Paired 1/1 windows on the ends of the front on the second floor and each pair has a gable canopy roof over them supported by large knee braces. One-story, hip roof, full length, front porch with gable entrance pediment; entire porch enclosed. Enclosed one-story, rear porch. Painted brick foundation. 2 X 3 bays. Craftsman style.

1 contributing building (C)

### 120. 1586 JACKSON STREET, residential (KA-6177)

date: c. 1920

description: One and one-half-story, side gable house with central front gable dormer on the front. Knee braces, stucco and three modern 6/6 windows in dormer. Metal roof. Knee braces in gable ends. Red brick chimney. Red brick facade. Modern 6/6 windows with painted lintels and sills. One-story, shed roof, full length, front porch with square brick columns and an enclosed brick balustrade with painted cap. Basketweave brick panels in balustrade. Concrete foundation. 3 X 3 bays. Craftsman style.

1 contributing building (C)

United States Department of the Interior  
National Park Service

## National Register of Historic Places Continuation Sheet

Section number        7        Page        40

East End Historic District (Boundary Increase)

Kanawha County, WV

### A. Garage

date: c. 2000

description: One-story, front gable, one bay garage. Metal roof. Resource outside the Period of Significance (POS).

1 non-contributing building (NC)

### 121. 1584 JACKSON STREET, residential (KA-6178)

date: c. 1920

description: Two-story, front gable house. Two brick chimneys. Metal roof. Front gable end has board and batten wood siding and three windows with the central window slightly taller than the flanking windows. Horizontal wood siding. 12/1 and 15/1 windows. One-story, front gable, front porch with square brick columns and an enclosed brick balustrade with stone cap. Brick foundation. 3 X 3 bays. Gable front house type with Craftsman detailing.

1 contributing building (C)

### A. Garage

date: c. 1920

description: One-story, front gable garage. Exposed rafter tails. Metal roof. Horizontal wood siding. 9/1 windows.

1 contributing building (C)

### 122. 1582 JACKSON STREET, residential (KA-6179)

date: c. 1920

description: A brick version of the previous house. Two-story, front gable house. Interior red brick chimney. Asphalt shingle roof. Front gable end has vinyl siding and paired modern 6/1 windows. Red brick facade. Modern 6/1 windows with stone sills; shutters on the front. One-story, hip roof, fully length, partially enclosed front porch: porch has square brick columns and an enclosed brick balustrade with stone cap; east side of porch enclosed with modern windows with transoms. Enclosed rear porch. Concrete foundation. 2 X 2 bays. Gable front house type.

1 contributing building (C)

### A. Garage

date: c. 1920

description: One-story, hip roof, one bay garage. Asphalt shingle roof. Vinyl siding.

1 contributing building (C)

### 123. 1580 JACKSON STREET, residential (KA-6180)

date: c. 1920

description: One and one-half-story, side gable house with central front gable dormer on the front. Interior red corbeled brick chimney. Asphalt shingle roof. Knee braces in gable ends and on dormer. Wood shingle

United States Department of the Interior  
National Park Service

## National Register of Historic Places Continuation Sheet

Section number 7 Page 41

East End Historic District (Boundary Increase)

Kanawha County, WV

siding. 1/1 windows. Full length, front porch within roof overhang and it has been screened in; slightly battered square wood posts on an enclosed shingled balustrade. Unknown foundation. 3 bays wide.

Bungalow house type.

1 contributing building (C)

### A. Garage

date: c. 1920

description: One-story, shed roof, one bay garage. Metal roof. Rock-faced concrete block facade and foundation.

1 contributing building (C)

### 124. 1578 JACKSON STREET, residential (KA-6181)

date: c. 1920

description: Large two-story, hip roof house with hip dormers. Two partially engaged chimneys on the east and west sides. Asphalt shingle roof. Red brick facade. 1/1 windows with stone lintels and sills. One-story, hip roof, full length, front porch with square brick columns and an enclosed brick balustrade with stone cap. Two-story, enclosed rear porch. Brick foundation. 3 X 3 bays. Four Square house type.

1 contributing building (C)

### 125. 1576 JACKSON STREET, residential (KA-6182)

#### Apartment Building

date: c. 1921

description: Large two-story, side gable, apartment building with central two-story, front gable, projecting bay flanked by one-story, front gable, entrance bays. Three red brick chimneys. Asphalt shingle roof. Front gable bay has tripartite windows with the center window fixed with a stained glass transom flanked by modern 6/6 windows on the first and second floors; gable end at the top has small paired 6/6 windows, block modillion and half-timbering. Red brick facade. Modern 6/6 windows. Entrance bays have square brick columns and half-timbering. Stone water table. Exterior stair on east side. Projecting two-story, three-sided bay on west side. Brick foundation. 3 X 5 bays. Gabled ell house type with Tudor detailing.

1 contributing building (C)

### 126. 1574 JACKSON STREET, residential (KA-6183)

date: c. 1921

description: One of four similar houses in a row. Two-story, front gable house. Partially engaged red brick chimney on east side. Red clay tile roof with finial cresting. Palladian windows in front gable end. Red brick facade. 6/1 windows with stone lintels and sills; a pair of half-curved multi-paned windows are on the second floor in the front. One-story, hip roof, three-quarter length, front porch with gable pediment, very battered short square wood columns on brick piers and an enclosed brick balustrade with stone cap. Two-

United States Department of the Interior  
National Park Service

## National Register of Historic Places Continuation Sheet

Section number 7 Page 42

East End Historic District (Boundary Increase)

Kanawha County, WV

story, rear, enclosed porch. Concrete foundation. 2 X 4 bays. Gable front house type with Craftsman detailing.

1 contributing building (C)

### A. Garage

date: c. 1921

description: Small one-story, front gable, one bay garage. Painted and red brick facade.

1 contributing building (C)

### 127. 1566 JACKSON STREET, residential (KA-6184)

date: c. 1910

description: One of four similar houses in a row. Two-story, front gable house. Two interior red brick chimneys. Front gable end has knee braces, board and batten siding and block modillion cornice. Asphalt shingle roof. Red brick facade. Modern 6/1 and 8/1 windows with metal canopies. One-story, hip roof, full length, front porch with gable entrance pediment with knee braces. Porch has square brick columns and an enclosed brick balustrade with stone cap. Metal canopy on front porch. Entrance door has sidelights. Two-story, enclosed rear porch. 2 X 3 bays. Gable front house type with Craftsman detailing.

1 contributing building (C)

### A. Garage

date: c. 1910

description: One-story, flat roof, two bay garage. Terra cotta tile coping. Stepped parapet on the front. Red brick facade. One of the garage bays has been infilled with siding and a man door. Attached wood car port with lattice.

1 contributing building (C)

### 128. 1564 JACKSON STREET, residential (KA-6185)

date: c. 1920

description: Twin to #215, 1574 Jackson Street and one of four similar houses in a row. Two-story, front gable house. Partially engaged red brick chimney on east and west sides. Red clay tile roof with finial cresting. Semi-lunette louver and siding in front gable end. Red brick facade. 1/1 windows with stone lintels and sills; a pair of half-curved multi-paned windows are on the second floor in the front. One-story, hip roof, three-quarter length, front porch with gable pediment, very battered short square wood columns on brick piers and an enclosed brick balustrade with stone cap. Two-story, rear, enclosed porch. Brick foundation. 2 X 4 bays. Gable front house type with Craftsman detailing.

1 contributing building (C)

### 129. 1562 JACKSON STREET, residential (KA-6186)

date: c. 1920

United States Department of the Interior  
National Park Service

## National Register of Historic Places Continuation Sheet

Section number 7 Page 43

East End Historic District (Boundary Increase)

Kanawha County, WV

description: One of four similar houses in a row. Two-story, front gable house. Exposed red brick chimney on east side. Asphalt shingle roof. Short paired fixed pane windows and paired knee braces in front gable end. Asbestos shingle siding. 1/1 windows; paired on the front, second floor. One-story, front gable, full length, front porch with paired knee braces in gable end; porch fully enclosed with multi-paned windows except for entrance door recess. Concrete foundation. 2 X 3 bays. Gable front house type with Craftsman detailing.

1 contributing building (C)

### 130. 1560 JACKSON STREET, residential (KA-6187)

date: c. 1920

description: Very similar to previous four houses. Two-story, front gable house. Asphalt shingle roof. One exposed red brick chimney on west side; one interior red brick chimney on east side. Scrolled brackets in gable end; most are missing. Asphalt shingle siding that imitates brick facade. 1/1 and vertical 2/2 windows. One-story, shed roof, full length, front porch with paired square wood posts on an enclosed brick balustrade with painted cap. Brick foundation. 2 X 3 bays. Gable front house type with Craftsman detailing.

1 contributing building (C)

### 131. 1558 JACKSON STREET, residential (KA-6188)

date: c. 1920

description: One and one-half-story, side gable house with central front gable dormer on the front. Asphalt shingle roof. Knee braces in gable ends and on dormer. Partially engaged red brick chimney on east side. Aluminum siding. Modern 6/6 windows. One-story, full length, front porch within roof overhang and it has arched openings on the front and ends with square sided columns and sided enclosed balustrade. Concrete foundation. 2 X 1 bays. Bungalow house type.

1 contributing building (C)

#### A. Garage

date: c. 1920

description: One-story, front gable, two bay garage. Aluminum siding.

1 contributing building (C)

### 132. 1556 JACKSON STREET, residential (KA-6189)

date: c. 1920

description: Two-story, front gable house. Exposed red brick chimney on west side; interior red brick chimney on east side. Asphalt shingle roof. Vinyl siding. 1/1 windows; shutters on the front and paired on the second floor, front. One-story, hip roof, full length, front porch with paired square posts with decorative horizontal blocks joining the posts and an enclosed rock-faced concrete block balustrade. One-story, rear enclosed porch. Rock-faced concrete block foundation. 2 X 2 bays. Gable front house type with Craftsman detailing.

United States Department of the Interior  
National Park Service

## National Register of Historic Places Continuation Sheet

Section number 7 Page 44

East End Historic District (Boundary Increase)

Kanawha County, WV

1 contributing building (C)

### 133. 1554 JACKSON STREET, residential (KA-6190)

date: c. 1920

description: Very similar to #220, 1558 Jackson Street. One and one-half-story, side gable with central front gable dormer on the front. Dormer has knee braces and three vertically divided windows with a metal canopy. Partially engaged red brick chimney on east side. Asphalt shingle roof. Weatherboard siding. 1/1 windows. One-story, full length, front porch within roof overhang and is has square sided columns and an enclosed sided balustrade. One-story, hip roof, projecting, three-sided bay on east side. One-story, front gable, one bay garage attached on the rear. Parged foundation. 3 X 4 bays. Bungalow house type.

1 contributing building (C)

### 134. 1552A JACKSON STREET, residential (KA-6191)

date: c. 1920

description: Similar to other side gable houses on the block. One and one-half-story, side gable house with central front gable dormer on the front. Interior red brick chimney. Asphalt shingle roof. Front dormer has stucco facade and four 6/1 windows. Gable ends have knee braces and stucco facade. Red brick facade. 6/1 windows. One-story, full length, front porch has square brick columns and an enclosed brick balustrade with stone cap and has been infilled with tall vertically divided modern windows with curved transoms above. Shed roof addition on rear. Parged foundation. 3 X 3 bays. Bungalow house type.

1 contributing building (C)

#### A. Garage/apartments

date: c. 1920

description: Two-story, hip roof, two bay garage with apartments above. Asphalt shingle roof. Stucco facade.

1 contributing building (C)

### 135. 1552 JACKSON STREET, residential (KA-6192)

date: c. 1920

description: Two-story, hip roof house with hip dormer on the front. Partially engaged red brick chimney on east side. Red clay tile roof with finial cresting. Red brick facade. Novelty windows with stone lintels and sills. One-story, hip roof, full length, front porch with battered square brick columns and an enclosed brick balustrade with stone cap. Recessed brick panels in balustrade. Porch also has a gable pediment with partial return cornice. Enclosed rear addition. Concrete foundation. 3 X 3 bays. Four Square house type with Craftsman detailing.

1 contributing building (C)

### 136. 1550 JACKSON STREET, residential (KA-6193)



United States Department of the Interior  
National Park Service

## National Register of Historic Places Continuation Sheet

Section number 7 Page 45

East End Historic District (Boundary Increase)

Kanawha County, WV

date: c. 1910

description: One-story, front gable house with off-set front gable on front. Asphalt shingle roof. Exposed red brick chimney on the west side. Vinyl siding. Modern 1/1 windows. One-story, projecting, front gable, entrance porch with square sided columns and an enclosed sided balustrade. Rock-faced concrete block foundation. 3 X 3 bays. Gable front house type. Resource considered non-contributing due to multiple materials modifications and non-original porch; no longer retains historic architectural integrity.

1 non-contributing building (NC)

### 137. 1548 JACKSON STREET, residential (KA-6194)

date: c. 1920

description: Similar to 1552 Jackson Street. Two-story, hip roof house with hip dormer on the front. Asphalt shingle roof. Red brick facade. Novelty windows with stone lintels and sills. One-story, hip roof, full length, front porch with battered square brick columns and an enclosed brick balustrade with stone cap. Recessed brick panels in balustrade. Porch also has a gable pediment with partial return cornice. Enclosed rear addition. Concrete foundation. 4 X 4 bays. Four Square house type with Craftsman detailing.

1 contributing building (C)

### 138. 1546 JACKSON STREET, residential (KA-6195)

date: c. 1910

description: One and one-half-story, front gable house with gable dormers on the side. Two interior red corbeled brick chimneys. Asphalt shingle roof. Dormers have partial return cornice. Aluminum siding. Wood 1/1 and modern 6/6 windows. One-story, hip roof, three-quarter length, front porch with Tuscan columns and enclosed sided balustrade. Brick foundation. 3 bays wide. Gable front house type.

1 contributing building (C)

### 139. 1534 JACKSON STREET, residential (KA-6196)

date: c. 1910

description: One-story, hip roof house with hip dormers. Dormers have three short windows. Asphalt shingle roof. Stucco facade. Modern 9/9 and 12/12 windows. One-story, hip roof, full length, front porch with modern Doric columns and wrought iron tailing. Entrance door has sidelights. Rear porch. Brick foundation. 2 X 3 bays. Pyramidal roof house type.

1 contributing building (C)

### 140. 1532 JACKSON STREET, residential (KA-6197)

date: c. 1910

description: Apartments. Two-story, front gable with two-story, projecting, front gable bay on west side. Asphalt shingle roof. Vinyl siding. Modern 1/1 windows; shutters on front. One-story, shed roof, full length, front porch with modern wood square posts and modern wood slatted balustrade. Parged foundation.

United States Department of the Interior  
National Park Service

## National Register of Historic Places Continuation Sheet

Section number 7 Page 46

East End Historic District (Boundary Increase)

Kanawha County, WV

3 X 1 bays. Gable front house type. Resource considered non-contributing due to multiple materials modifications; no longer retains historic architectural integrity.

1 non-contributing building (NC)

### 141. 1530 JACKSON STREET, residential (KA-6198)

date: c. 1910

description: Two-story, hip roof house with hip dormers. Two interior red brick chimneys. Slate roof. Vinyl siding. Modern 1/1 windows. One-story, hip roof, three-quarter length, front porch with Tuscan columns and slatted balustrade. Enclosed rear porch. Concrete foundation. 2 X 2 bays. Four Square house type.

1 contributing building (C)

### 142. 1528 JACKSON STREET, residential (KA-6199)

date: c. 1920

description: One-story, hip roof house with shed dormer on the front. Asphalt shingle roof. Interior red corbeled brick chimney. Vinyl siding. Modern 1/1 and picture windows. Full length, front porch within roof overhang and it has paired square wood posts with thin horizontal members joining the pairs and a wrought iron railing. Rock-faced concrete block foundation. 3 X 2 bays. Pyramidal roof house type.

1 contributing building (C)

### 143. 1526 JACKSON STREET, residential (KA-6200)

date: c. 1910

description: One and one-half-story, front gable house with inset front gable dormers on the side. Partial return cornice. Asphalt shingle roof. Central interior red corbeled brick chimney. Vinyl siding. Modern 1/1 windows. One-story, hip roof, three quarter length, front porch covered with a metal canopy. Enclosed rear porch and rear addition. Rock-faced concrete block foundation. 2 X 2 bays. Gable front house type. Resource considered non-contributing due to multiple materials modifications, rear addition and rear enclosed porch; no longer retains historic architectural integrity.

1 non-contributing building (NC)

### 144. 1524 JACKSON STREET, residential (KA-6201)

date: c. 1910

description: Two-story, front gable house with front gable dormers on the side. Four stone chimneys; two on each side. Red clay tile roof with finial cresting. Palladian window in front gable end with smooth stone surround with block modillions. Stone facade. 1/1 windows with smooth stone surrounds. One-story, shed roof, with stone end parapets and end square stone columns and an enclosed stone balustrade with smooth stone cap; smooth stone pilasters. Smooth stone belt courses on both floors. Stone foundation. 2 X 3 bays. Gable front house type with Colonial Revival detailing.

United States Department of the Interior  
National Park Service

## National Register of Historic Places Continuation Sheet

Section number        7        Page        47

East End Historic District (Boundary Increase)

Kanawha County, WV

1 contributing building (C)

**A. Garage**

date: c. 1910

description: Shared garage. One-story, front gable, two bay garage. Half is wood facade and half is stone facade.

1 contributing building (C)

**145. 1522 JACKSON STREET, residential (KA-6202)**

date: c. 1910

description: Two-story, hip roof house with hip dormers. Red brick chimney. Slate roof. Weatherboard siding. 1/1 windows. One-story, hip roof, three-quarter length, front porch with Tuscan columns and enclosed sided balustrade and a metal canopy. Entrance door has sidelights. Enclosed rear porch. Parged foundation. 2 X 2 bays. Four Square house type.

1 contributing building (C)

**146. 1520 JACKSON STREET, residential (KA-6203)**

date: C. 1910

description: Two-story, front gable house with front gable dormers on the side. Interior red brick chimney. Partial return cornice. Slate roof with finial cresting. Vinyl siding. Modern 9/9 and 12/12 windows. One-story, hip roof, full length, front porch with square wood columns and slatted balustrade. Entrance door has sidelights. Concrete foundation. 2 X 3 bays. Gable front house type.

1 contributing building (C)

**147. 1518 JACKSON STREET, residential (KA-6204)**

date: c. 1920

description: Two-story, hip roof house with large central inset front gable dormer on the front and front gable dormers on the side. Partial return cornice. Two interior red corbeled brick chimneys. Red clay tile with finial cresting. Red brick facade. 1/1 windows with stone lintels and sills. One-story, front gable, three-quarter length, front porch with partial return cornice in gable end and short square wood columns on battered square stone columns and an enclosed stone balustrade with cap. Two-story rear addition with vinyl siding. Stone water table. Stone foundation. 2 X 3 bays. Four Square house type with Craftsman detailing.

1 contributing building (C)

**A. Garage**

date: c. 1940

description: Two-story, front gable, two bay garage. Red brick facade. Metal casement windows with concrete lintels and sills on the second floor. Exterior stair and porch on west side.

1 contributing building (C)

United States Department of the Interior  
National Park Service

## National Register of Historic Places Continuation Sheet

Section number        7        Page        48

East End Historic District (Boundary Increase)

Kanawha County, WV

### 148. 1516 JACKSON STREET, residential (KA-6205)

date: c. 1920

description: Two-story, front gable house with front gable dormers on the side. Interior blonde corbeled brick chimney. Slate roof. Overhanging wood cornice with modillions. Clapboard siding with frieze and corner boards. 1/1 windows with simple surrounds. One-story, hip roof, full length, front porch with Tuscan columns and short turned spindled balustrade. Central hip roof porch on second floor with round posts and short turned spindled balustrade. Entrance door has one sidelight. Brick foundation. 3 X 4 bays. Gable front house type with Colonial Revival detailing.

1 contributing building (C)

#### A. Garage

date: c. 1920

description: One-story, front gable, one bay garage. Clapboard siding.

1 contributing building (C)

### 149. 1514 JACKSON STREET, residential (KA-6206)

#### Apartments

date: c. 1925

description: Two-story, flat roof, apartment building. Stepped parapet on the side and the front. Decorative brick primary cornice. Red and orange brick facade. 1/1 windows with stone lintels and sills; novelty windows on front porch. Some of the windows are paired on the side. Two-story, hip roof, front porch divided into two; each has two-story tall square brick columns, pierced brick enclosed balustrade on the first floor and wood beaded board balustrade on the second floor. Concrete foundation. 3 X 6 bays.

1 contributing building (C)

### 150. 1510 JACKSON STREET, residential (KA-6207)

#### Apartments

date: c. 1925

description: Similar to previous apartment building, #238, 1514 Jackson Street. Large two-story, hip roof, apartment building with hip dormers. Interior red brick chimneys. Slate roof. Red brick facade. 1/1 windows with stone lintels and sills. Projecting, three-sided bay on the second floor on the east end of the front. Two-story, hip roof, front porch with two-story tall square brick columns, enclosed brick balustrade with stone cap on the first floor and slatted wood balustrade on the second floor. Two-story, shed roof addition on rear. Brick foundation. 2 X 6 bays.

1 contributing building (C)

### 151. 1508 JACKSON STREET, residential (KA-6208)

date: c. 1915

United States Department of the Interior  
National Park Service

## National Register of Historic Places Continuation Sheet

Section number 7 Page 49

East End Historic District (Boundary Increase)

Kanawha County, WV

description: Two-story, front gable house with front gable dormers on the side. Partial return cornice. Interior red brick chimney. Slate roof. Brown/orange brick facade. 1/1 windows with stone lintels and sills. One-story, hip roof, three-quarter length, front porch with square brick columns and an enclosed brick balustrade with painted cap. Bay windows on front porch. Two-story, enclosed rear porch. Brick foundation. 2 X 3 bays. Gable front house type.

1 contributing building (C)

### A. Secondary residence

date: c. 1920

description: Two-story, side gable house with central front gable dormer on the front and a central shed roof dormer on the rear. Dormers have stucco facades. Interior red brick chimney. Asphalt shingle roof. Red brick facade. 1/1 windows with stone sills. Full length, front porch within roof overhang and it has square wood posts and slatted balustrade. Brick foundation. 3 X 1 bays. Bungalow house type.

1 contributing building (C)

### 152. 1414 JACKSON STREET, residential (KA-6209)

date: c. 1920

description: One and one-half-story, side gable house with central front gable dormer on the front. Interior red brick chimney. Asphalt shingle roof. Knee braces in gable ends and on dormer. Unpainted horizontal wood siding. 1/1 windows; tripartite in dormer. One-story, full length, front porch within roof overhang and it has battered square brick columns and an enclosed brick balustrade with cap. Two-story, shed roof rear addition. One-story, gable rear addition. Brick foundation. 2 X 5 bays. Bungalow house type.

1 contributing building (C)

### A. Garage

date: c. 1920

description: One-story, flat roof garage. Stepped parapet on the side. Terra cotta tile coping. Rock-faced concrete block facade and foundation. Three garage bays.

1 contributing building (C)

### 153. 1412 JACKSON STREET, residential (KA-6210)

date: c. 1920

description: Two-story, front gable house. Two partially engaged red brick chimneys; one on each side. Knee braces and wood shingles in gable end. Asbestos shingle siding. 1/1 windows; some are paired. One-story, hip roof, full length, front porch with battered square wood posts on brick piers and slatted wood balustrade. Porch has gable entrance pediment. Rock-faced concrete block foundation. 2 X 4 bays. Gable front house type with Craftsman detailing.

1 contributing building (C)

### A. Garage

date: c. 1920

United States Department of the Interior  
National Park Service

## National Register of Historic Places Continuation Sheet

Section number        7        Page        50

East End Historic District (Boundary Increase)

Kanawha County, WV

description: Two-story, flat roof garage. Stepped parapet on the side. Terra cotta tile coping. Stucco facade on second floor; molded concrete block on first floor. 1/1 and 6/1 windows on the second floor. Four garage bays. Second floor porch.  
1 contributing building (C)

**154. 1410 JACKSON STREET, residential (KA-6211)**

date: c. 1920

description: Two-story, front gable house. Partial return cornice. Asphalt shingle roof. Red brick facade. 1/1 windows with stone lintels and sills. One-story, front gable, full length, front porch with square brick columns on brick piers and an enclosed brick balustrade with cap. Tripartite window on front porch. Two-story, red brick addition on rear. Brick foundation. 2 X 7 bays. Gable front house type.  
1 contributing building (C)

**155. 1408 JACKSON STREET, residential (KA-6212)**

date: c. 1920

description: This house and the three previous are similar front gables. Two-story, front gable house. Two red brick chimneys. Asphalt shingle roof. Front gable end has knee braces, paired windows and half-timbering and stucco. Red brick facade. 1/1 windows with stone lintels and sills. One-story, hip roof, full length, front porch with gable entrance pediment and square brick columns and an enclosed brick balustrade with cap. Enclosed one-story rear porch. Brick foundation. 3 X 4 bays. Gable front house type with Craftsman detailing.  
1 contributing building (C)

**156. 1404 JACKSON STREET, residential (KA-6213)**

date: c. 1930

description: Two-story, hip roof house. Blonde brick chimneys. Asphalt shingle roof. Wide frieze band with dentiling; same on front porch. Blonde brick facade. Modern 1/1 windows with metal canopies and stone sills. One-story, hip roof, full length, front porch with square wood posts on brick piers and an enclosed wood balustrade; porch infilled with windows. Brick foundation. 2 X 7 bays.  
1 contributing building (C)

**A. Garage**

date: c. 1930

description: One-story, front gable, one bay garage. Clapboard siding.  
1 contributing building (C)

**157. 1402 JACKSON STREET, residential (KA-6214)**

date: c. 1920

United States Department of the Interior  
National Park Service

## National Register of Historic Places Continuation Sheet

Section number 7 Page 51

East End Historic District (Boundary Increase)

Kanawha County, WV

description: One and one-half-story, side gable house with large off-set front gable dormer on the front and a central shed dormer. Asphalt shingle roof. Dormer has knee braces. Stucco facade. Modern 9/1 windows with painted sills. One-story, full length, front porch with square brick columns and an enclosed brick balustrade with basketweave panels. Rear addition. Stucco foundation. 2 X 4 bays. Bungalow house type. 1 contributing building (C)

### 158. 1400 JACKSON STREET, residential (KA-6215)

#### Apartment Building

date: c. 1920

description: Tall two-story, front gable, apartment building. Partially engaged central end chimney on the front, parged and stucco. Interior parged chimney. Asphalt shingle roof. Stucco facade and foundation. 1/1 windows. There are two entrances on the Jackson Street facade with hip roof canopies over the entrance doors. Beauregard Street facade has a partially below grade garage bay and two balconies with wrought iron railings on the second floor. 2 X 4 bays.

1 contributing building (C)

### 159. 1401 JACKSON STREET, residential (KA-6216)

date: c. 1910

description: Two-story, hip roof house with hip dormers. Slate roof. Central interior red brick chimney. Vinyl siding. Modern 1/1 windows. Modern French doors with modern wood steps and landing on west side. One-story, hip roof, full length, front porch with wrought iron posts and railing. Painted brick foundation. 2 X 3 bays. Four Square house type.

1 contributing building (C)

#### A. Garage

date: c. 1940

description: One-story, shallow front gable, one bay garage. Concrete block facade and foundation.

1 contributing building (C)

### 160. 1403 JACKSON STREET, residential (KA-6217)

date: c. 1910

description: Two-story, front gable house with front gable dormers on the side. Partial return cornice. Asphalt shingle roof. Front gable end has three windows in a long narrow strip. Central interior blonde corbeled brick chimney. Vinyl siding. 1/1 windows. One-story, hip roof, full length, front porch with modern Doric columns and modern slatted balustrade. Brick foundation. 2 X 3 bays. Gable front house type.

1 contributing building (C)

### 161. 1405 JACKSON STREET, residential (KA-6218)

United States Department of the Interior  
National Park Service

## National Register of Historic Places Continuation Sheet

Section number 7 Page 52

East End Historic District (Boundary Increase)

Kanawha County, WV

date: c. 1910

description: Two-story, hip roof house with hip dormers. Interior brick chimney. Slate roof. Wide frieze band. Clapboard siding with wide corner boards with caps. 1/1 windows have exterior storms divided horizontally, 4 panes. One-story, hip roof, full length, front porch with Tuscan columns and turned spindled balustrade. Two entrance doors. One-story, enclosed rear porch. Painted brick foundation. 2 X 2 bays. Four Square house type.

1 contributing building (C)

### 162. 1407 JACKSON STREET, residential (KA-6219)

date: c. 1910

description: Two-story, front gable house with front gable dormers on the side. Partial return cornice. Interior blonde brick chimney. Front gable end has wood shingles and circular louver with compass points and central rosette. Blonde brick facade. 1/1 windows. One-story, hip roof, full length, front porch with gable entrance pediment, square brick columns and an enclosed brick balustrade with cap. One-story, enclosed rear porch. Brick foundation. 2 X 3 bays. Gable front house type.

1 contributing building (C)

#### A. Garage/apartments

date: c. 1920

description: Two-story, gable garage/apartment building. Four interior red brick chimneys. Asphalt shingle roof. Rock-faced concrete block facade and foundation. Wood 6/1 windows.

1 contributing building (C)

### 163. 1409 JACKSON STREET, residential (KA-6220)

date: c. 1925

description: Two-story, cross gable house with front gable dormers on the side. Partially engaged tan/brown brick chimney on east side; interior brick chimney. Asphalt shingle roof. Exposed rafter tails. Front gable end has knee braces, wood shingles and paired 6/1 windows. Tan/brown brick facade. Modern 8/1 windows. One-story, hip roof, three-quarter length, front porch with square brick columns and an enclosed brick balustrade with cap. Brick foundation. 3 X 4 bays. Cross gable house type with Craftsman detailing.

1 contributing building (C)

### 164. 1411B JACKSON STREET, residential (KA-6221)

date: c. 1930

description: Two-story, hip roof house with hip dormers. Interior red brick chimney. Asphalt shingle roof. Clapboard siding. Vertical 3/1 windows. One-story, hip roof, full length, front porch has been fully enclosed with windows with transoms; original arched openings filled with transoms. Brick foundation. 2 X 2 bays. Four Square house type.

1 contributing building (C)



United States Department of the Interior  
National Park Service

## National Register of Historic Places Continuation Sheet

Section number 7 Page 53

East End Historic District (Boundary Increase)

Kanawha County, WV

### A. 1411A JACKSON STREET, residential

#### Apartments

date: c. 1930

description: Two-story, flat roof, apartment building with two-story, flat roof addition of concrete block and asbestos shingle siding and a one-story, shed roof addition of plywood and metal siding. Stucco facade. 1/1 windows. Resource considered non-contributing due to multiple additions; no longer retains historic architectural integrity.

1 non-contributing building (NC)

### 165. 1413 JACKSON STREET, residential (KA-6222)

date: c. 1920

description: One and one-half-story, side gable house with large central shed roof dormer on the front with an off-set front gable dormer in front of it. Asphalt shingle roof. Parged interior chimney. Front gable dormer has knee braces and paired novelty windows. Stucco facade and foundation. Novelty windows with brick sills. One-story, full length, front porch within roof overhang with square columns on stucco piers and an enclosed stucco balustrade with cap. Brick water table. 2 X 4 bays. Craftsman style.

1 contributing building (C)

### 166. 1505 JACKSON STREET, residential (KA-6223)

#### Apartment Building

date: c. 1930

description: Two-story, hip gable roof, apartment building. Interior red brick chimney. Square cut red clay tile roof. Red brick facade. Metal casement windows with stone sills. Arched window and door openings with arched brick hoods on first floor on side elevations. Main entrance door on the front has stone gable pediment with flanking Tuscan pilasters. Brick foundation. 5 X 6 bays. Colonial Revival style.

1 contributing building (C)

#### A. Secondary apartment building

date: c. 1930

description: Two-story, flat roof, apartment building. Red brick facade. 1/1 windows with painted sills. Brick foundation.

1 contributing building (C)

### 167. 1507 JACKSON STREET, residential (KA-6224)

#### Apartment Building

date: c. 1935

description: Two-story, cross gable, apartment building. Gable dormers with partial return cornice and stucco facades. Partial return cornice. Asphalt shingle roof. Red brick facade. Metal casement windows

United States Department of the Interior  
National Park Service

## National Register of Historic Places Continuation Sheet

Section number 7 Page 54

East End Historic District (Boundary Increase)

Kanawha County, WV

with brick sills. Some semi-lunette wood entrance doors with semi-lunette brick surrounds. Brick foundation. 2 bays wide.

1 contributing building (C)

### A. Secondary apartment building

date: c. 1935

description: Three-story, flat roof, apartment building. Red brick facade. Decorative brick accents in cornice area. Center bay projects and is flanked by a bay with metal balconies on the first and second floors with double doors flanked by metal louver windows. Metal casement windows. Brick foundation. 3 bays wide.

1 contributing building (C)

### 168. 1509 JACKSON STREET, residential (KA-6225)

#### Apartment Building

date: c. 1935

description: Two-story, cross gable, apartment building with inset gable dormer with partial return on the front. Asphalt shingle roof. Red brick chimney. Red brick facade. Some semi-lunette wood entrance doors with semi-lunette brick surrounds. Modern windows imitate the original metal casement windows; brick lintels and sills. Brick foundation. 2 bays wide.

1 contributing building (C)

### A. Secondary residence

date: c. 1935

description: One-story, front gable house with projecting front gable bay. Asphalt shingle roof. Vinyl siding. Modern 6/6 windows. Modern wood deck with pergola and lattice siding. Brick pier foundation. 2 bays wide. Resource considered non-contributing due to multiple materials modifications; no longer retains historic architectural integrity.

1 non-contributing building (NC)

### 169. 1511 JACKSON STREET, residential (KA-6226)

date: c. 1920

description: Two-story, front gable house with shed dormers on the side. Red brick chimney. Asphalt shingle roof. Front gable end has knee braces, half-timbering and stucco facade and three novelty windows. Red brick facade. Novelty vertical 6/1 windows with stone lintels and sills. One-story, shed roof, full length, front porch with gable entrance pediment, square slightly battered brick columns and an enclosed brick balustrade with stone cap. Concrete foundation. 3 X 3 bays. Gable front house type with Tudor and Craftsman detailing.

1 contributing building (C)

### A. Secondary apartment building

date: c. 1940

United States Department of the Interior  
National Park Service

## National Register of Historic Places Continuation Sheet

Section number 7 Page 55

East End Historic District (Boundary Increase)

Kanawha County, WV

description: Two-story, flat roof, apartment building. Red brick chimneys. Asphalt shingle siding that imitates red brick over concrete block facade. Metal casement windows with smooth concrete lintels and sills. Exterior wood stair and second floor porch. Concrete block foundation.

1 contributing building (C)

### 170. 1513 JACKSON STREET, residential (KA-6227)

date: c. 1920

description: Two-story, front gable house with front gable dormers on the side. Red clay tile roof with cresting. Partial return cornice. Partially engaged brick chimney. Front gable end has half-timbering and stucco facade and four 1/1 windows. Blonde brick facade. 1/1 windows with stone lintels and sills. One-story, front gable, three-quarter length, front porch with square brick columns and an enclosed brick balustrade with cap. Tympanum of porch gable end has partial return cornice and half-timbering and stucco facade. Projecting three-sided, hip roof bay on east side. Brick foundation. 2 X 4 bays. Gable front house type with Tudor detailing.

1 contributing building (C)

#### A. Garage

date: c. 1920

description: One-story, one bay garage. Brick facade.

1 contributing building (C)

### 171. 1515 JACKSON STREET, residential (KA-6228)

date: c. 1920

description: Two-story, front gable house with front gable dormers on the side. Partially engaged red brick chimney on the west side; interior red brick chimney on east side. Slate roof. Front gable end has knee braces, half-timbering and stucco facade and three 1/1 windows. Hip roof, enclosed porch on second floor on front. Red brick facade. 1/1 windows with stone lintels and sills. One-story, hip roof, three-quarter length, front porch with battered square brick columns and an enclosed brick balustrade with painted cap. Front porch has colonnaded arched openings. Entrance door has sidelights. Two-story, enclosed rear porch. Brick foundation. 2 X 4 bays. Gable front house type with Tudor and Craftsman detailing.

1 contributing building (C)

#### A. Secondary residence

date: c. 1920

description: Two-story, front gable, apartment house with projecting, one-story, front gable, entrance bay on the east side of the front. Asphalt shingle roof. Red brick chimney. Red brick facade. 12/1 and modern 1/1 windows. 2 bays wide.

1 contributing building (C)

### 172. 1517 JACKSON STREET, residential (KA-6229)

United States Department of the Interior  
National Park Service

## National Register of Historic Places Continuation Sheet

Section number 7 Page 56

East End Historic District (Boundary Increase)

Kanawha County, WV

date: c. 1920

description: Two-story, front gable house with front gable dormers on the side. Slate roof. Red brick chimneys. Front gable end has tripartite window with central window taller than the flanking windows and stone lintels and sills. Red brick facade. Wood 12/1 windows with stone lintels and sills. One-story, shed roof, three-quarter length, front porch with brick end parapets, square brick columns and an enclosed brick balustrade with cap and basketweave brick panels. Brick foundation. 2 X 3 bays. Gable front house type. 1 contributing building (C)

### 173. 1519 JACKSON STREET, residential (KA-6230)

date: c. 1930

description: Two-story, front gable house. Red brick chimney. Asphalt shingle roof. Brick facade. 1/1 windows with stone lintels and sills. One-story, hip roof, full length, front porch with square brick columns and an enclosed brick balustrade with painted cap. Entrance door has undivided sidelights and a stone lintel. One-story, enclosed rear porch. Brick foundation. 2 X 3 bays. Gable front house type. 1 contributing building (C)

#### A. Garage/Secondary apartment

date: c. 1930

description: Two-story, front gable garage and apartment. Asphalt shingle roof. Red brick facade. Exterior porch and stair. Modern 1/1 windows. Two garage bays on first floor. One-story, flat roof, concrete block bay. Brick foundation. 2 bays wide.

1 contributing building (C)

#### B. Secondary apartment

date: c. 1930

description: Two-story, flat roof, apartment building. Terra cotta tile coping. Red brick chimneys. Red brick facade. Vertical 3/1 windows. Exterior wood stair and porch. Brick foundation.

1 contributing building (C)

### 174. 1521 JACKSON STREET, residential (KA-6231)

date: c. 1910

description: Two-story, hip roof house with hip dormers. Blonde brick chimney. Slate roof. Vinyl siding. 1/1 windows; bubble awnings on the second floor. One-story, hip roof, three-quarter length, front porch with square wood columns and an enclosed wood paneled balustrade. Entrance door has undivided sidelights. Concrete foundation. 2 X 2 bays. Four Square house type.

1 contributing building (C)

#### A. Garage

date: c. 1910

description: One-story, front gable one bay garage. Cove siding.

1 contributing building (C)

United States Department of the Interior  
National Park Service

## National Register of Historic Places Continuation Sheet

Section number        7        Page        57

East End Historic District (Boundary Increase)

Kanawha County, WV

### 175. 1523 JACKSON STREET, residential (KA-6232)

date: c. 1920

description: Two-story, front gable house with front gable dormers on the side. Partial return cornice. Red brick chimney. Asphalt shingle roof. Gable end has tripartite windows with central window taller and all have Roman grills. Red brick facade. 1/1 windows with stone lintels and sills. One-story, hip roof, three-quarter length, front porch with square brick columns and an enclosed brick balustrade with cap. Entrance door has undivided sidelights and stone lintel. Enclosed rear porch. Brick foundation. 2 X 3 bays. Gable front house type.

1 contributing building (C)

### 176. 1525 JACKSON STREET, residential (KA-6233)

date: c. 1910

description: Two-story, gambrel roof house with inset front gable dormers on the side. Central interior blonde brick chimney; brick chimney on rear. Asphalt shingle roof. Aluminum siding. Wood 1/1 windows. Three-sided projecting bay on front porch. One-story, hip roof, three-quarter length, front porch with wrought iron posts and railing. Rock-faced concrete block foundation. 2 X 3 bays. Dutch Colonial Revival style.

1 contributing building (C)

#### A. Storage building

date: c. 1940

description: One-story, front gable, storage building. Concrete block facade and foundation.

1 contributing building (C)

### 177. 1527 JACKSON STREET, residential (KA-6234)

date: c. 1920

description: Two-story, hip roof house with hip dormers. Red corbeled brick chimneys. Slate roof. Dormers have paired 1/1 windows and slate siding. Red brick facade. 1/1 windows with stone lintels and sills. One-story, front gable, full length, front porch with square brick columns and an enclosed brick balustrade with cap and basketweave panels. Entrance door has divided sidelights and stone lintel. Two-story brick rear addition. Brick foundation. 3 X 4 bays. Four Square house type.

1 contributing building (C)

#### A. Double garage

date: c. 1920

description: One-story, double front gable garage with three garage bays. Molded concrete block and wood siding.

1 contributing building (C)

United States Department of the Interior  
National Park Service

## National Register of Historic Places Continuation Sheet

Section number 7 Page 58

East End Historic District (Boundary Increase)

Kanawha County, WV

### 178. 1529 JACKSON STREET, residential (KA-6235)

date: c. 1920

description: Two-story, front gable house with front gable dormers on the side. Two red brick chimneys. Slate roof. Partial return cornices on dormers and on main house. Front gable end has tripartite windows with central window taller and Roman grills. Red brick facade. 1/1 windows with stone lintels and sills. One-story, front gable, full length, front porch with square brick columns and an enclosed brick balustrade with painted and brick panels. Front porch has arched opening with central keystone and end paneled wood columns. Entrance door has undivided sidelights and stone lintel. Modern wood deck on rear, second floor. Brick foundation. 2 X 3 bays. Gable front house type.

1 contributing building (C)

### 179. 1531 JACKSON STREET, residential (KA-6236)

date: c. 1910

description: Two-story, hip roof house with hip dormers. Blonde brick chimney. Slate roof. Stucco facade. Modern 1/1 and slider windows. Two-story, front porch with second floor fully enclosed with stucco, T-111 siding and slider windows; first floor has square brick columns and wrought iron railing. Concrete foundation. 2 X 4 bays. Four Square house type originally. Resource considered non-contributing due to multiple materials modifications and partially enclosed porch; no longer retains historic architectural integrity.

1 non-contributing building (NC)

#### A. Secondary apartments

date: c. 1910

description: Two-story, flat roof, apartment building. Stucco facade and foundation. Modern windows and doors on second floor. Exterior wood stair and deck on front. Resource considered non-contributing as primary resource is non-contributing.

1 non-contributing building (NC)

### 180. 1533 JACKSON STREET, residential (KA-6237)

date: c. 1910

description: Two-story, hip roof house with hip dormer on the front. Slate roof. Brick veneer facade - non-original. Modern 10/10 windows and metal casement windows. One-story, shed roof, full length, front porch with modern Doric columns on brick piers and wrought iron railing. Brick foundation. 3 X 3 bays. Four Square house type. Resource considered non-contributing due to multiple materials modifications; no longer retains historic architectural integrity.

1 non-contributing building (NC)

### 181. 1545 JACKSON STREET, residential (M36)

date: 2006

United States Department of the Interior  
National Park Service

## National Register of Historic Places Continuation Sheet

Section number        7        Page        59

East End Historic District (Boundary Increase)

Kanawha County, WV

description: Two-story, front gable house. Asphalt shingle roof. Vinyl siding. Modern 6/6 windows. One-story, shed roof, full length, front porch with vinyl square posts and vinyl slatted balustrade. Concrete block foundation. 3 X 1 bays. Resource outside the Period of Significance (POS).

1 non-contributing building (NC)

**A. Garage**

date: 2006

description: One-story, front gable, one bay garage. Asphalt shingle roof. Vinyl siding. Concrete block foundation. Resource outside the Period of Significance (POS).

1 non-contributing building (NC)

**182. 1547 JACKSON STREET, residential (M37)**

date: 2005

description: Two-story, side gable house. Rubber slate roof that imitates real slate. "Hardie" board siding. Modern 6/6 windows. One-story, wraparound porch with central gable entrance pediment, square vinyl columns and vinyl slatted balustrade. One-story, shed roof, projecting, square three-sided bay on the east side. Concrete foundation. 3 X 1 bays. Resource outside the Period of Significance (POS).

1 non-contributing building (NC)

**A. Garage**

date: 2005

description: One-story, side gable, one bay garage. Faux slate roof. Stucco facade and foundation. Resource outside the Period of Significance (POS).

1 non-contributing building (NC)

**183. 1549 JACKSON STREET, residential (KA-6238)**

date: c. 1910

description: One-story, hip roof duplex with hip dormers. Two interior corbeled brick chimneys. Asphalt shingle roof. Stucco facade. Modern 6/6 and slider windows. One-story, hip roof, three-quarter length, front porch with square stucco columns and an enclosed stucco balustrade. Brick foundation. 2 bays wide.

1 contributing building (C)

**A. Garage**

date: c. 1910

description: One-story, one bay garage. Stucco facade and foundation.

1 contributing building (C)

**184. 1551 JACKSON STREET, residential (KA-6239)**

date: c. 1930

description: Tall two-story, rear facing "L" duplex with two projecting, three-sided bays on the front with each bay having a partially below grade garage bay. The bay on the east side has a steep front gable with

United States Department of the Interior  
National Park Service

## National Register of Historic Places Continuation Sheet

Section number        7        Page        60

East End Historic District (Boundary Increase)

Kanawha County, WV

partial return cornice and half-timbering and stucco facade. Four brick chimneys. Asphalt shingle roof. Red brick facade. 6/1 windows with brick sills. Central entrance door with stucco and brick fan hood is flanked by the projecting bays. Brick foundation. 3 X 4 bays. Tudor Revival style.

1 contributing building (C)

### 185. 1553 JACKSON STREET, residential (KA-6240)

#### Apartment Building

date: c. 1940

description: Two-story, gable roof, apartment building with corner three-sided, two-story bays on each end. Gable pediment on front and side with partial return cornice. Two interior tan brick chimneys. Octagonal window in front gable. Rusticated pilasters on the front divide the front into 3 bays. Tan brick facade. Modern multi-paned and 6/1 windows. Central entrance door with gable canopy supported by round metal posts. Large multi-paned window with stone lintel and sill above entrance door. Each corner bay has a stepped buttress with stone caps on the first floor. Brick foundation. 3 X 5 bays. Colonial Revival style.

1 contributing building (C)

### 186. 1555 JACKSON STREET, residential (KA-6241)

date: c. 1920

description: One and one-half-story, side gable house with large central front gable dormer on the front. Two interior red brick chimney. Asphalt shingle roof. Gable end has knee braces and stucco facade. Stucco facade on second floor; red brick on first floor. Modern 1/1 windows. One-story, full length, front porch within roof overhang and it has battered and paneled wood columns on brick piers and wrought iron trailing. Rear porch. Glass block panels in crawl space. Brick foundation. 2 bays wide. Craftsman style.

1 contributing building (C)

### 187. 1557 JACKSON STREET, residential (KA-6242)

#### Apartment Building

date: c. 1940

description: Large two-story, side gable, apartment building with two-story, projecting bay on the front and a two-story addition on the rear. Interior red brick chimney. Asphalt shingle roof. Red brick facade; asbestos shingle siding in gable ends; cove siding on rear addition. Metal casement windows. Two-story, metal shed roof canopy porch on the front with metal posts and wrought iron railing. Brick foundation. 2 X 4 bays.

1 contributing building (C)

### 188. 1561 JACKSON STREET, residential (KA-6243)

date: c. 1920



United States Department of the Interior  
National Park Service

## National Register of Historic Places Continuation Sheet

Section number 7 Page 61

East End Historic District (Boundary Increase)

Kanawha County, WV

description: One and one-half-story, side gable house with central front gable dormer on the front. Dormer has knee braces and non-original bow window. Partially engaged red brick and parged chimney on the west side. Asphalt shingle roof. Knee braces in the gable ends. Vinyl siding. Modern 1/1 windows. Projecting one-story, three-sided bay on west side. One-story, full length, front porch within roof overhang and it has slightly battered square stucco columns and an enclosed stucco balustrade. Parged foundation. 3 X 3 bays. Bungalow house type.

1 contributing building (C)

### 189. 1563 JACKSON STREET, residential (KA-6244)

date: c. 1930

description: Two-story, steep and truncated hip roof house. House consists of two main blocks with an exposed parged chimney at the junction of the two blocks. Asphalt shingle roof. Parged stucco facade. Variety of modern window types. West block has an entrance with a curved recess and an oriel window above the entrance and a cat slide roof. East block has a first floor recessed porch with wood posts. Enclosed rear porch. Parged foundation. 3 X 2 bays. Tudor Revival style. Resource considered non-contributing due to materials modifications, possible addition and/or roof reconfiguration and rear enclosed porch; no longer retains historic architectural integrity.

1 non-contributing building (NC)

### 190. 1565 JACKSON STREET, residential (KA-6245)

date: c. 1920

description: Two-story, front gable house with enclosed hip roof bay on the front, second floor with exposed rafter tails and divided awning windows. Three interior corbeled brick chimneys. Asphalt shingle roof. Knee braces in gable end. Horizontal wood siding. 12/1 and multi-paned windows; tripartite on front porch. One-story, hip roof, full length, front porch with slightly battered square wood sided columns and an enclosed wood sided balustrade. Enclosed rear porch. Brick foundation. 3 X 3 bays. Gable front house type with Craftsman detailing.

1 contributing building (C)

#### A. Garage

date: c. 1995

description: One-story, front gable one bay garage. Asphalt shingle roof. Vinyl siding. Resource outside the Period of Significance (POS).

1 non-contributing building (NC)

### 191. 1567 JACKSON STREET, residential (KA-6246)

date: c. 1920

description: Two-story, front gable house. Interior corbeled brick chimney. Asphalt shingle roof. Knee braces and paired 1/1 windows in the gable end. Clapboard siding with corner boards. 1/1 windows with

United States Department of the Interior  
National Park Service

## National Register of Historic Places Continuation Sheet

Section number 7 Page 62

East End Historic District (Boundary Increase)

Kanawha County, WV

simple surrounds. One-story, front gable, full length, front porch with paired square wood posts on battered brick piers and an enclosed brick balustrade with battered brick buttresses. Two-story rear porch. Brick foundation. 2 X 4 bays. Craftsman style.

1 contributing building (C)

### A. Garage

date: c. 1920

description: One-story, flat roof, two bay garage. Terra cotta tile coping. Stucco facade and foundation.

1 contributing building (C)

### 192. 1569 JACKSON STREET, residential (KA-6247)

date: c. 1920

description: One and one-half-story, side gable house with large central front gable dormer on the front. Partially exposed brick and parged chimney on the west side. Asphalt shingle roof. Dormer has decorative louver, knee braces and three 1/1 windows. Fishscale shingles on dormer and second floor; clapboard siding elsewhere. 1/1 windows; gang of four on front porch. One-story, full length, front porch within roof overhang and it has battered square stucco columns and an enclosed stucco balustrade. Two-story, rear addition. Parged foundation. 3 X 5 bays. Craftsman style.

1 contributing building (C)

### A. Garage

date: c. 1920

description: One-story, red brick garage. Metal roof.

1 contributing building (C)

### 193. 1571 JACKSON STREET, residential (KA-6248)

date: c. 1920

description: Two-story, front gable house. Knee braces and slider windows in the gable end. Asphalt shingle roof. Vinyl siding. Wood 6/1 and 8/1 windows. One-story, shed roof, full length, front porch with painted brick columns and an enclosed stucco balustrade with brick cap. Stucco foundation. 3 x 2 bays. Gable front house type.

1 contributing building (C)

### 194. 1573 JACKSON STREET, residential (KA-6249)

date: c. 1925

description: One and one-half-story, cross gable house with projecting, front gable, entrance porch. Knee braces in gable ends. Asphalt shingle roof. Central interior red brick chimney. "Hardie" board plank siding. Modern 6/6 windows; some with Roman grills. Gable pediment entrance front porch with battered square brick columns with "clinker" accents and an enclosed brick balustrade with painted cap. Painted brick foundation. 3 X 4 bays. Craftsman style.

United States Department of the Interior  
National Park Service

## National Register of Historic Places Continuation Sheet

Section number 7 Page 63

East End Historic District (Boundary Increase)

Kanawha County, WV

1 contributing building (C)

### 195. 1575 JACKSON STREET, residential (KA-6250)

date: c. 1925

description: Two-story, side gable house with large central front gable dormer with jerkinhead wall corners. Dormer has stucco facade and modern 6/6 windows. Interior red corbeled brick chimney. Red clay tile roof with finial cresting. Knee braces in gable ends. Red brick facade. Modern 6/6 windows; stained glass window on the east side. One-story, hip roof, three-sided, projecting bay on the east side. One-story, shed roof, full length, front porch with wood arched opening on the front with wood corner columns that sit on square brick columns and an enclosed brick balustrade with cap. Semi-lunette end openings of brick and stone on the front porch. Partially below grade entrance on the east end of the front porch. Brick foundation. 2 X 4 bays. Craftsman style.

1 contributing building (C)

### 196. 1579 JACKSON STREET, residential (KA-6251)

date: c. 1925

description: Two-story, front gable house with front gable dormers on the side. Partially exposed sided chimney on west side. Partial return cornice. Asphalt shingle roof. Projecting three-sided bays on each side. Vinyl siding. Wood 9/1 windows with exterior storms. Original front porch demolished. Gable pediment supported by sided knee braces over entrance door. One-story, hip roof, enclosed wing on the front. Concrete foundation. 2 X 3 bays. Gable front house type. Resource considered non-contributing due to the addition of vinyl siding and the front porch demolished and a possible non-original wing added to the front; no longer retains historic architectural integrity.

1 non-contributing building (NC)

### 197. 1581 JACKSON STREET, residential (KA-6252)

date: c. 1925

description: Two-story, front gable house. Partial return cornice. Asphalt shingle roof. Vinyl siding. Modern 6/6 windows. One-story, hip roof, three-quarter length, front porch with battered square wood columns on sided square columns and an enclosed sided balustrade with cap. Parged foundation. 2 X 2 bays. Gable front house type. Resource considered non-contributing due to multiple materials modifications; no longer retains historic architectural integrity.

1 non-contributing building (NC)

### 198. 1583 JACKSON STREET, residential (KA-6253)

date: c. 1925

description: One and one-half-story, side gable house with central front gable dormer on the front. Asphalt shingle roof. Dormer has knee braces, three, 9/1 windows and a recessed balcony with wrought iron railing.

United States Department of the Interior  
National Park Service

## National Register of Historic Places Continuation Sheet

Section number 7 Page 64

East End Historic District (Boundary Increase)

Kanawha County, WV

Aluminum siding. Modern 1/1 windows; tripartite on front porch. One-story, full length, front porch within roof overhang and it has square sided columns and an enclosed sided balustrade with cap. Metal canopy on front porch. Shed roof, three-sided bay on east side. Enclosed rear porch. Rock-faced concrete block foundation. 2 X 3 bays. Bungalow house type with Craftsman detailing. Sears kit house, pattern "Westly." 1 contributing building (C)

### A. Garage

date: c. 1925

description: One-story, front gable one bay garage. T-111 siding.

1 contributing building (C)

### 199. 1585 JACKSON STREET, residential (KA-6254)

date: c. 1925

description: Two-story, hip roof house with large overhanging eaves on both floors. Central interior painted brick chimney. Asphalt shingle roof. Clapboard siding with corner boards on the first floor; grooved shingles on the second floor. 9/1 windows; some are paired. Projecting three-sided bays on each side of the second floor. One-story, hip roof, wraparound porch with square columns. One-story, hip roof addition on rear with pier foundation. Painted brick foundation. 2 X 2 bays. Four Square house type with Prairie detailing.

1 contributing building (C)

### 200. 1589 JACKSON STREET, residential (KA-6255)

date: c. 1915

description: Two-story, front gable house. Interior red brick chimney. Asphalt shingle roof. Knee braces and paired multi-paned windows in gable end. Vinyl siding. Modern 1/1 windows. One-story, hip roof, three-quarter length, front porch with gable entrance pediment, battered square wood columns and an enclosed wood shingled balustrade. Porch pediment has knee braces. Front porch has tripartite windows. Brick foundation. 2 X 3 bays. Gable front house type with Craftsman detailing.

1 contributing building (C)

### A. Secondary residence

date: c. 1915

description: Two-story, front gable secondary apartment. Very small. Asphalt shingle roof. Wood shingles on second floor; aluminum siding on first floor. Small balcony on west side with shed roof supported by 2X4 brackets. 1/1 windows on second floor.

1 contributing building (C)

### 201. 1591 JACKSON STREET, residential (KA-6256)

#### Apartment Building

date: c. 1935

United States Department of the Interior  
National Park Service

## National Register of Historic Places Continuation Sheet

Section number 7 Page 65

East End Historic District (Boundary Increase)

Kanawha County, WV

description: Two and one-half-story, front gable, apartment building with front gable dormers on the side. Asphalt shingle roof. Dormers have decorative vergework, knee braces and paired vertical 3/1 windows. Stucco facade. Vertical 3/1 windows; two pairs in the front gable end and tripartite on the front. Elephant ear hood accents on the front first floor windows. Front gable end has decorative vergework and knee braces. Simple gable pediment with partial return cornice and paired square wood posts around front entrance door. Concrete foundation. 3 X 5 bays. Gable front building type with Craftsman and Colonial Revival detailing.

1 contributing building (C)

### 202. 1593 JACKSON STREET, residential (KA-6257)

#### Apartment Building

date: c. 1930

description: Two-story, flat roof, apartment building. Interior red brick chimneys. Stone coping. Stone belt course with stone accent blocks at primary cornice level. Red brick facade with stone accents. Wood 8/1 windows; some paired and tripartite. One-story, hip roof, three-quarter length, front porch with arched openings and wood columns that sit on square brick columns and an enclosed brick balustrade with cap. Brick panels in balustrade with stone corner blocks and stone diamond accents. Wood entrance doors have divided sidelights. Brick foundation. 4 X 4 bays. Colonial Revival detailing.

1 contributing building (C)

### 203. 1595 JACKSON STREET, residential (KA-6258)

date: c. 1925

description: One and one-half-story, front gable house with inset front gable dormers on the side. Asphalt shingle roof. Partial return cornice. Vinyl siding. Modern 1/1, bow and greenhouse windows. One-story, hip roof, three-quarter length, front porch with sided square columns and a slatted modern wood balustrade. Modern wood deck on rear. Foundation is covered. 3 X 2 bays. Gable front house type. Resource considered non-contributing due to materials modifications and modern rear deck added; no longer retains historic architectural integrity.

1 non-contributing building (NC)

#### A. Secondary apartment building

date: c. 2000

description: Two-story, hip roof, apartment building. Asphalt shingle roof. Brick and vinyl siding. Resource outside the Period of Significance (POS).

1 non-contributing building (NC)

### 204. 1597 JACKSON STREET, residential (KA-6259)

date: c. 1925

United States Department of the Interior  
National Park Service

## National Register of Historic Places Continuation Sheet

Section number 7 Page 66

East End Historic District (Boundary Increase)

Kanawha County, WV

description: Two-story, front gable house. Three interior red brick chimneys. Paired multi-paned windows with brick sills in front gable end. Asphalt shingle roof. Variegated tan, blonde and red brick facade. 9/1 windows with brick sills. One-story, hip roof, full length, front porch with arched wood openings with battered wood columns that sit on square battered brick columns and an enclosed brick balustrade with cap. Enclosed rear porch with stucco siding. Modern wood deck on west side. Brick foundation. 2 X 3 bays. Gable front house type with Craftsman detailing.

1 contributing building (C)

### A. Garage

date: c. 1925

description: One-story, flat roof, one bay garage. Stucco facade.

1 contributing building (C)

### 205. 1599 JACKSON STREET, commercial (M69)

#### Village Service Center

date: c. 1980

description: Automobile repair shop; former gas station. Typical Exxon style gas station. Asphalt shingle roof. Variegated brick facade. Concrete foundation. Resource outside the Period of Significance (POS).

1 non-contributing building (NC)

### LEE STREET EAST

### 206. 1598 LEE STREET EAST, commercial (M28)

#### Past & Present Gently Used Clothing YWCA

date: c. 2000

description: Long two-story, front gable building. Asphalt shingle roof. Stucco facade. Main entrance is on the side elevation and is a one-story, hip roof, enclosed wing with a gable projecting bay. Same wing on other side of building. Double entrance doors on Lee St. have barrel vault hood. Quoined stucco corner pilasters with partial returns. Concrete foundation. 4 X 5 bays. Resource outside the Period of Significance (POS).

1 non-contributing building (NC)

### 207. 1596 LEE STREET EAST, residential (KA-6030)

date: c. 1925

description: Two-story, front gable house. Large roof overhang with knee braces. Interior brick chimney. Asphalt shingle roof. Vinyl siding. Modern 1/1 windows. Two pairs of tripled windows on the front with the largest in the center of the three. One-story, shed roof, three-quarter length, front porch with gable pediment entrance and large square paneled columns on an enclosed brick balustrade with stone cap. Brick

United States Department of the Interior  
National Park Service

## National Register of Historic Places Continuation Sheet

Section number 7 Page 67

East End Historic District (Boundary Increase)

Kanawha County, WV

foundation. 3 X 2 bays. Gable front house type with Prairie detailing. Aladdin kit house, pattern "Shadow Lawn."

1 contributing building (C)

### 208. 1592 LEE STREET EAST, residential (KA-6031)

date: c. 1920

description: Two-story, hip roof duplex with hip dormers. Interior red brick chimney. Slate roof; slate siding on dormers. Red brick facade. 1/1 windows with rusticated stone sills. One-story, hip roof, full length, front porch with square brick columns with stone caps and accents and enclosed brick balustrade with stone cap. Two-story, hip roof, rear addition. Brick foundation. 3 X 3 bays. Four Square house type.

1 contributing building (C)

### 209. 1588 LEE STREET EAST, residential (KA-6032)

date: c. 1920

description: Large two-story, hip roof duplex with hip dormers and a two-story addition on the front. Asphalt shingle roof. Two-story, hip roof additions on the rear with second floor porch. Stucco facade; vinyl siding on front addition. Modern 1/1 windows; some with snap-in grids. Front addition has open first floor with arched openings. Concrete foundation. 3 X 3 bays. Four Square house type originally. Resource considered non-contributing due to materials modifications and multiple additions; no longer retains historic architectural integrity.

1 non-contributing building (NC)

#### A. Garage

date: c. 1920

description: One-story, front gable garage. Asphalt shingle roof. Resource considered non-contributing as primary resource is non-contributing.

1 non-contributing building (NC)

### 210. 1586 LEE STREET EAST, residential (KA-6033)

date: c. 1920

description: Two-story, hip roof house with hip dormer. Interior blonde brick chimney. Red clay tile roof with finial cresting. Blonde brick facade. 1/1 windows. One-story, hip roof, full length, front porch with square brick columns and an enclosed brick balustrade with stone cap. One-story, hip roof entrance wing on west side. Unknown foundation. 2 X 2 bays. Four Square house type.

1 contributing building (C)

#### A. Apartments

date: c. 1940

description: Two-story, hip roof, apartment building. Asphalt shingle roof. Stucco facade and foundation.

1 contributing building (C)

United States Department of the Interior  
National Park Service

## National Register of Historic Places Continuation Sheet

Section number        7        Page        68

East End Historic District (Boundary Increase)

Kanawha County, WV

### 211. 1584 LEE STREET EAST, residential (KA-6034)

date: c. 1920

description: Two-story, hip roof house with hip dormer on the front. Two red brick chimneys. Asphalt shingle roof. Red brick facade. Wide frieze board. 1/1 and 6/6 windows; some have stone lintels and sills. One-story, hip roof, full length, front porch with Tuscan columns and turned spindled balustrade. Exterior wood stair on east side. Concrete foundation. 3 X 2 bays. Four Square house type.

1 contributing building (C)

#### A. Garage

date: c. 1920

description: One-story, front gable garage. Asphalt shingle roof. Clapboard siding.

1 contributing building (C)

### 212. 1582 LEE STREET EAST, residential (KA-6035)

date: c. 1920

description: Two-story, hip roof house with hip dormer on the front. Two red brick chimneys. Asphalt shingle roof. Red brick facade. Wide frieze board. 1/1 windows; some have stone lintels and sills. One-story, hip roof, full length, front porch with square red brick columns and an enclosed brick balustrade with stone cap. Concrete foundation. 3 X 2 bays. Four Square house type.

1 contributing building (C)

### 213. 1580 LEE STREET EAST, residential (KA-6036)

date: c. 1920

description: Two-story, front gable house with wall gables on the side. Asphalt shingle roof. Painted wood shingles and T-111 siding. 9/1 windows and knee braces in gable end. One-story, front gable, projecting enclosed front porch; original elements include knee braces and square wood paneled columns. Concrete foundation. 2 X 3 bays. Gable front house type with Bungalow detailing.

1 contributing building (C)

### 214. 1578 LEE STREET EAST, residential (KA-6037)

date: c. 1920

description: House was very similar to previous house, 1580 Lee Street East, before sided. Large two-story, front gable house with wall gables on the side. Interior parged chimney. Asphalt shingle roof. Original knee braces encased in siding. Vinyl siding. Large picture window on the second floor in the front with a shed roof canopy over it. Picture window on porch. One-story, shed roof, three-quarter length, front porch with modern Doric columns on brick piers. Parged foundation. 3 X 4 bays. Gable front house type with Bungalow detailing. Resource considered non-contributing due to multiple materials modifications; no longer retains historic architectural integrity.



United States Department of the Interior  
National Park Service

## National Register of Historic Places Continuation Sheet

Section number        7        Page        69

East End Historic District (Boundary Increase)

Kanawha County, WV

1 non-contributing building (NC)

### A. Outbuilding

date: c. 1920

description: Two-story, flat roof outbuilding. Terra cotta tile coping. Painted rock-faced concrete block facade and foundation. Resource considered non-contributing as primary resource is non-contributing.

1 non-contributing building (NC)

### 215. 1576 LEE STREET EAST, residential (KA-6038)

date: c. 1920

description: Two-story, hip roof house with hip dormers. Slate roof. Interior red brick chimney. Red brick facade. 1/1 windows with rusticated stone lintels and sills. One-story, hip roof, full length, front porch with Doric columns and turned spindled balustrade. One-story, shed roof, rear, enclosed porch. Concrete foundation. 5 X 4 bays. Four Square house type with Colonial Revival detailing.

1 contributing building (C)

### 216. 1574 LEE STREET EAST, residential (KA-6039)

date: c. 1925

description: One and one-half-story, side gable house with large central shed dormer on the front. Asphalt shingle roof. Interior red brick chimney. Red brick facade. Modern windows with snap-in grids; rusticated stone lintels and sills. One-story, full length, front porch within roof overhang with large square brick columns and an enclosed brick balustrade with stone cap. Rear porch infilled with siding and added on to. Concrete foundation. 3 X 2 bays. Bungalow house type.

1 contributing building (C)

### A. Garage

date: c. 1925

description: One-story, front gable, one bay garage with shed roof second floor addition. Vinyl siding. Resource considered non-contributing due to second floor addition and installation of vinyl siding; no longer retains historic architectural integrity.

1 non-contributing building (NC)

### 217. 1572 LEE STREET EAST, residential (KA-6040)

date: c. 1920

description: Two-story, hip roof house with hip dormers. Interior parged chimney. Asphalt shingle roof. Stucco facade. 1/1 windows. Two-story, projecting, three-sided bay on the eastern side of the front. One-story, hip roof, full length, front porch with square stucco columns and an enclosed stucco balustrade. Two-story, hip roof, rear wing; first floor is an open porch. Stucco foundation. 3 X 3 bays. Four Square house type.

1 contributing building (C)

United States Department of the Interior  
National Park Service

## National Register of Historic Places Continuation Sheet

Section number 7 Page 70

East End Historic District (Boundary Increase)

Kanawha County, WV

### A. Garage

date: c. 1920

description: One-story, front gable, one bay garage.  
1 contributing building (C)

### 218. 1570 LEE STREET EAST, residential (KA-6041)

date: c. 1920

description: Two-story, hip roof house. Interior red brick chimney. Asphalt shingle roof. Asbestos shingle siding. Modern 1/1 windows. One-story, hip roof, full length, front porch enclosed with board and batten siding and windows; western end is open and has wrought iron posts. Concrete foundation. 3 X 2 bays. Four Square house type.  
1 contributing building (C)

### A. Garage

date: c. 1920

description: One-story, front gable one bay garage. Vinyl siding.  
1 contributing building (C)

### 219. 1568 LEE STREET EAST, residential (KA-6042)

#### Bailey Apartment Building

date: c. 1920

description: Two-story, flat roof, apartment building. Stone coping. Stepped parapet on the side. Red brick facade. 9/1 windows with rusticated stone lintels and sills. Stone quoining. Two-story, hip roof, projecting, entrance porch with two-story tall square brick columns: wrought iron and wood paneled railings/balustrade. Two-story, shed roof, rear porch with the second floor enclosed; first floor has lattice on the ends. Brick foundation. 5 X 10 bays.  
1 contributing building (C)

### A. Garage

date: c. 1920

description: One-story, shed roof, painted brick one bay garage. Bay infilled with man door, modern windows and T-111 siding.  
1 contributing building (C)

### 220. 1566 LEE STREET EAST, residential (KA-6043)

#### Matthews Apartment Building

date: c. 1940

description: Three-story, flat roof, apartment building. Blonde brick facade with quoining. 1/1 wood windows with smooth stone sills; first floor windows have smooth stone lintels with keystones as does the second floor center window. Three-story, three-sided projecting bays flank the center entrance and have vinyl siding and windows. Brick belt course on third floor. Central entrance has large square wood columns

United States Department of the Interior  
National Park Service

## National Register of Historic Places Continuation Sheet

Section number 7 Page 71

East End Historic District (Boundary Increase)

Kanawha County, WV

with a roof balustrade with wrought iron railing. Entrance door has undivided transom and sidelights. Brick foundation. 5 X 3 bays. Colonial Revival detailing.

1 contributing building (C)

**221. 1562 LEE STREET EAST, residential (KA-6044)**

date: c. 1930

description: House very similar to others on the same block. Two-story, gambrel roof house with shed dormers on the side. Interior corbeled red brick chimney. Asphalt shingle roof. Clapboard siding. Multi-paned windows - wood. One-story, hip roof, full length, front porch with battered square wood columns on brick piers with stone caps. Second floor above porch has a wrought iron railing and a recess with modern multi-paned double doors with divided transom and divided sidelights. Unknown foundation. 2 bays wide. Dutch Colonial Revival style with Bungalow detailing.

1 contributing building (C)

**222. 1560 LEE STREET EAST, residential (KA-6045)**

date: c. 1930

description: House very similar to 1562 Lee St. East house. Two-story, gambrel roof house with gable dormers on the side. Interior red brick chimney. Asphalt shingle roof. Narrow clapboard siding; asbestos shingles in gable end. 1/1 windows with simple surrounds. One-story, hip roof, three-quarter length, front porch with Tuscan columns and turned spindled balustrade. Parged foundation. 3 bays wide. Dutch Colonial Revival style.

1 contributing building (C)

**223. 1558 LEE STREET EAST, residential (KA-6046)**

**Ramze Apartment Building**

date: c. 1935

description: Two-story, flat roof, apartment building. Stone and metal coping. Stepped parapet on the front. Red brick facade with stone quoining. 1/1 windows with rusticated stone lintels and sills. Two, two-story, hip roof, projecting entrance porches with two-story tall square red brick columns: first floor has enclosed brick balustrade with basketweave panel and stone cap; second floor has enclosed wood balustrade. Brick foundation. 5 X 8 bays.

1 contributing building (C)

**224. 1556 LEE STREET EAST, residential (KA-6047)**

date: c. 1920

description: Two-story, front gable house. Asphalt shingle roof. Interior corbeled red brick chimney. Vinyl siding. 1/1 windows. One-story, hip roof, full length, front porch with modern Doric columns. Transom

United States Department of the Interior  
National Park Service

## National Register of Historic Places Continuation Sheet

Section number 7 Page 72

East End Historic District (Boundary Increase)

Kanawha County, WV

has been infilled over entrance door. Brick foundation; porch has rock-faced concrete block foundation. 3 bays wide. Gable front house type.

1 contributing building (C)

### A. Garage

date: c. 2000

description: Two-story, shed roof, two bay garage. Asphalt shingle roof. T-111 siding. Resource outside the Period of Significance (POS).

1 non-contributing building (NC)

### 225. 1554 LEE STREET EAST, residential (KA-6048)

date: c. 1915

description: Two-story, side gable house with central front gable dormer on the front. Partial return cornice. Slate roof. Clapboard siding. 1/1 windows with simple surrounds; picture window on front porch. One-story, hip roof, three-quarter length, front porch with Tuscan columns and turned spindled balustrade. Brick foundation. 2 X 2 bays.

1 contributing building (C)

### A. Garage

date: c. 1940

description: One-story, shed roof, one bay garage. Wood siding.

1 contributing building (C)

### 226. 1552 LEE STREET EAST, residential (KA-6049)

date: c. 1935

description: One-story, front facing "L" house. Two, interior red brick chimneys. Asphalt shingle roof. Clapboard siding with frieze and corner boards. Vertical 2/2 and 3/1 windows. Shed roof, front porch infills ell and has turned posts and pilasters and modern turned spindled balustrade. Vergework in gable ends. Parged over brick. 3 X 4 bays. Gabled ell house type.

1 contributing building (C)

### A. Garage/Apartment

date: c. 1935

description: Two-story, flat roof garage with housing on second floor. Stucco facade and foundation. Vertical 3/1 and 6/6 windows on second floor. Three garage bays and man door on first floor. Two-story, hip roof porch on front with square wood posts and enclosed wood balustrade; first floor is completely open.

1 contributing building (C)

### 227. 1550 LEE STREET EAST, residential (KA-6050)

date: c. 1935

United States Department of the Interior  
National Park Service

## National Register of Historic Places Continuation Sheet

Section number 7 Page 73

East End Historic District (Boundary Increase)

Kanawha County, WV

description: One-story, hip roof house. Asphalt shingle roof. Stucco facade. 1/1 windows. One-story, hip roof, full length, front porch with stucco square columns and an enclosed stucco balustrade. Rear enclosed porch. Stucco foundation. 3 X 3 bays. Pyramidal roof house type.

1 contributing building (C)

### 228. 1548 LEE STREET EAST, residential (KA-6051)

date: c. 1935

description: One-story, hip roof house. Asphalt shingle roof. Asbestos shingle and vinyl siding. Modern 1/1 windows. One-story, side roof, enclosed, front porch - enclosed with vinyl siding and modern windows. Rear enclosed porch. Unknown foundation. 3 X 3 bays. Pyramidal roof house type.

1 contributing building (C)

### 229. 1546 LEE STREET EAST, residential (KA-6052)

date: c. 1930

description: Very similar to 1562, 1560, 1544 and 1542 Lee Street East. Two-story, gambrel roof house with gable dormers on the side; dormer on east side is three-sided. Interior red brick chimney. Asphalt shingle roof. Partial return cornice. Narrow clapboard siding with frieze and corner boards. Modern 1/1 windows with 6/6 snap-in grids. One-story, hip roof, full length, front porch with Tuscan columns and modern slatted balustrade. One-story, shed roof, side porch with slightly battered square wood posts. Four fixed pane windows and an oval louver with compass points in gable end. Hip roof enclosed tower on second floor on the rear. Unknown foundation. 3 X 5 bays. Dutch Colonial Revival style.

1 contributing building (C)

#### A. Secondary apartments

date: c. 1930

description: Two-story, gable apartment building. Asphalt shingle roof. Large brackets in roof eave. Vinyl siding. Modern 1/1 windows. One-story, shed roof, entrance porch with stucco siding and arched openings. Rock-faced concrete block foundation. Resource considered non-contributing due to materials modifications; no longer retains historic architectural integrity.

1 non-contributing building (NC)

### 230. 1544 LEE STREET EAST, residential (KA-6053)

date: c. 1930

description: Twin to 1546 Lee Street East and several others in the neighborhood. Two-story, gambrel roof house with front gable dormers on the side; dormer on east side is three-sided. Interior parged brick chimney. Asphalt shingle roof. Asbestos shingle siding. 1/1 windows. One-story, hip roof, full length, front porch with Tuscan columns. Parged foundation. 3 X 4 bays. Dutch Colonial Revival style.

1 contributing building (C)

United States Department of the Interior  
National Park Service

## National Register of Historic Places Continuation Sheet

Section number 7 Page 74

East End Historic District (Boundary Increase)

Kanawha County, WV

### 231. 1542 LEE STREET EAST, residential (KA-6054)

date: c. 1930

description: Twin to 1562, 1560, 1544 and 1546 Lee Street East. Two-story, gambrel roof house with front gable dormers on the side; dormer on east side is three-sided. Interior parged brick chimney. Asphalt shingle roof. Aluminum siding. 1/1 windows. One-story, hip roof, full length, front porch with wrought iron posts and railing. Porch has brick foundation. Parged foundation. 3 X 4 bays. Dutch Colonial Revival style.

1 contributing building (C)

#### A. Garage

date: c. 1930

description: One-story, front gable, one bay garage. Red brick facade.

1 contributing building (C)

### 232. 1540 LEE STREET EAST, residential (KA-6055)

date: c. 1940

description: Two-story, flat roof, apartment building. Stepped parapet on the front and the side. Stone coping. Parged block facade; red brick veneer on the front. Multi-pane metal windows. Duplex. Each entry on the front has a small block and brick deck with a curved Tudor style entrance door and brick curved surround with a flat roof metal canopy. Parged foundation. 2 X 4 bays.

1 contributing building (C)

#### A. Garage

date: c. 1940

description: One-story, front gable garage. Concrete block facade.

1 contributing building (C)

### 233. 1538 LEE STREET EAST, residential (KA-6056)

date: c. 1930

description: Two-story, front gable duplex with shed roof dormers on the side. Asphalt shingle roof. Stucco facade. 1/1 windows. One-story, hip roof, full length, front porch with square stucco columns on an enclosed stucco balustrade and arched stucco openings. Second floor porch over the first floor is the same but smaller in size. Stucco foundation. 4 X 6 bays.

1 contributing building (C)

### 234. 1536 LEE STREET EAST, residential (KA-6057)

date: c. 1920

description: Two-story, side gable house with central shed dormer on the front. Two red brick chimney. Green square clay tile roof. Knee braces in gable ends. Red brick facade. 9/1 windows with smooth stone

United States Department of the Interior  
National Park Service

## National Register of Historic Places Continuation Sheet

Section number 7 Page 75

East End Historic District (Boundary Increase)

Kanawha County, WV

lintels and sills. One-story, shed roof, full length, front porch with square brick columns, an enclosed brick balustrade with stone cap and knee braces. Concrete foundation. 3 X 3 bays. Colonial Revival style.

1 contributing building (C)

### A. Garage

date: c. 1920

description: Two-story, shed roof garage. Red brick facade first floor with two garage bays. Second floor added and it has plywood siding. Resource considered non-contributing due to second floor addition; no longer retains historic architectural integrity.

1 non-contributing building (NC)

### 235. 1534 LEE STREET EAST, residential (KA-6058)

date: c. 1930

description: Sixth house of this style on the block. Two-story, gambrel roof house with front gable dormers on the side; east side dormer is three-sided. Both dormers have been added on to. Interior red brick chimney. Asphalt shingle roof. Partial return cornice. Vinyl siding. All modern windows installed. One-story, hip roof, full length, front porch with Tuscan columns and an enclosed vinyl sided balustrade. Concrete foundation. 2 X 2 bays. Dutch Colonial Revival style. Resource considered non-contributing due to multiple materials modifications and dormer additions; no longer retains historic architectural integrity.

1 non-contributing building (NC)

### 236. 1532 LEE STREET EAST, residential (KA-6059)

date: c. 1920

description: Similar to 1530 Lee Street East house. Two-story, hip roof house with hip dormers. Interior blonde brick chimney. Asphalt shingle roof. Clapboard siding with frieze and corner boards. 1/1 windows. One-story, hip roof, three-quarter length, front porch with slightly battered square columns and fat turned spindled balustrade. One-story, hip roof, projecting, three-sided bay on the east side. Concrete foundation. 2 X 3 bays. Four Square house type.

1 contributing building (C)

### 237. 1530 LEE STREET EAST, residential (KA-6060)

date: c. 1915

description: Similar to 1532 Lee Street East house. Two-story, hip roof house with hip dormer on the front. Dormer has paired leaded glass windows. Interior blonde brick chimney. Asphalt shingle roof. Painted wood shingle facade. 1/1 and 8/8 windows. Central projecting three-sided bay on the second floor of the front. One-story, hip roof, full length, front porch with battered round posts on an enclosed wood shingled balustrade. One-story, hip roof, three-sided, projecting bay on the east side. Cut stone foundation with grapevine joints. 3 X 2 bays. Four Square house type.

1 contributing building (C)

**United States Department of the Interior**  
National Park Service

## **National Register of Historic Places**

### **Continuation Sheet**

Section number        7        Page        76

**East End Historic District (Boundary Increase)**

**Kanawha County, WV**

#### **A. Garage**

date: c. 1915

description: One-story, hip roof, one bay garage. Asphalt shingle roof. Molded concrete block facade and foundation.

1 contributing building (C)

#### **238. 1528 LEE STREET EAST, residential (KA-6061)**

date: c. 1915

description: Similar to the last several houses. Two-story, hip roof duplex with hip dormers. Interior blonde corbeled brick chimney. Slate roof. Red brick facade. 1/1 windows. One-story, hip roof, full length, front porch with Tuscan columns and turned spindled balustrade. Brick foundation. 3 X 3 bays. Four Square house type with Colonial Revival detailing.

1 contributing building (C)

#### **A. Secondary apartments**

date: c. 1915

description: Two-story, flat roof, apartment building with two-story addition on the front. Red brick facade; addition has modern wood siding.

1 contributing building (C)

#### **239. 1526 LEE STREET EAST, residential (KA-6062)**

date: c. 1915

description: Two-story, hip roof house with wall gables. Partial return cornice. Interior red corbeled brick chimney. Slate roof. Red brick facade; stucco in the gable ends. 1/1 windows with rusticated stone lintels and sills. One-story, hip roof, full length, front porch with square brick columns and an enclosed brick balustrade with recessed brick panels and a concrete water table below that. One-story, hip roof, three-sided, projecting bay on east side. Parged brick foundation. 2 X 3 bays. Four Square house type.

1 contributing building (C)

#### **240. 1524 LEE STREET EAST, residential (KA-6063)**

date: c. 1915

description: Two-story, hip roof duplex with hip dormer on the front. Asphalt shingle roof. Interior blonde brick chimney. Aluminum siding. 1/1 windows. One-story, hip roof, three-quarter length, front porch with Tuscan columns and turned spindled balustrade. Rear enclosed porch. Two-story, projecting, three-sided bay on west side. Parged foundation. 3 X 3 bays. Four Square house type.

1 contributing building (C)

#### **A. Outbuilding**

date: c. 2000



United States Department of the Interior  
National Park Service

## National Register of Historic Places Continuation Sheet

Section number 7 Page 77

East End Historic District (Boundary Increase)

Kanawha County, WV

description: One-story, shed roof outbuilding. Vinyl siding. Resource outside the Period of Significance (POS).

1 non-contributing building (NC)

### 241. 1522 LEE STREET EAST, residential (KA-6064)

date: c. 1915

description: Two-story, cross gable house. Interior blonde brick chimney. Slate roof. Partial return cornice. Narrow clapboard siding with frieze and corner boards; wood shingles in gable end. Tripartite window on west gable end. 1/1 windows with simple surrounds. Projecting two-story bay on east side of front: second floor is square; first floor is three-sided. Wraparound front porch with paired slightly battered wood posts on painted brick piers and a short turned spindled balustrade. Two-story, square three-sided bay on the east side with an open porch on the second floor; porch has turned posts and an enclosed wood balustrade. Concrete foundation. 3 X 3 bays. Queen Anne detailing.

1 contributing building (C)

### 242. 1520 LEE STREET EAST, residential (KA-6065)

date: c. 1925

description: Two-story, front gable house with shed roof dormers on the side. House converted to apartments. Partially exposed red brick chimneys on each side. Asphalt shingle roof. Vinyl siding. Modern 1/1 windows with 6/6 snap-in grids. One-story, hip roof, three-quarter length, front porch with slender square wood posts on brick piers with turned spindled balustrade. Brick foundation. 3 X 4 bays. Gable front house type.

1 contributing building (C)

### 243. 1518 LEE STREET EAST, residential (KA-6066)

date: c. 1925

description: Two-story, front gable house with front gable dormers on the sides with knee braces. Knee braces in front gable end along with paired 9/1 windows. Asphalt shingle roof. Interior red brick chimney. Red brick facade. 9/1 windows with stone sills. One-story, shed roof, full length, front porch with gable pediment with knee braces. West side of porch enclosed with siding and 6/6 windows; original porch components are square brick columns and an enclosed brick balustrade. Brick foundation. 3 X 3 bays. Gable front house type with Craftsman detailing.

1 contributing building (C)

### 244. 1516 LEE STREET EAST, residential (KA-6067)

date: c. 1920

description: Two-story, hip roof house with wall gables. Two interior brick chimneys. Partial return cornice. Slate roof. Narrow clapboard siding with corner boards; fishscale shingles in gable ends. 1/1

United States Department of the Interior  
National Park Service

## National Register of Historic Places Continuation Sheet

Section number        7        Page        78

East End Historic District (Boundary Increase)

Kanawha County, WV

windows with simple surrounds; paired on the second floor in the front. One-story, wraparound porch has been fully enclosed with modern windows and T-111 siding. Concrete foundation. Likely 3 bays wide originally. Four Square house type originally. Resource considered non-contributing due to front porch enclosure and addition; no longer retains historic architectural integrity.

1 non-contributing building (NC)

**A. 1516 A LEE STREET EAST, residential**

date: c. 1920

description: Two-story, side gable, secondary apartment building. Partial return cornice. Asbestos shingle siding. 1/1 windows; some are paired. Hip roof canopy over entrance door supported by scrolled brackets. Concrete foundation. Resource considered non-contributing as primary resource is non-contributing.

1 non-contributing building (NC)

**245. 1514 LEE STREET EAST, residential (KA-6068)**

date: c. 1915

description: Two-story, hip roof house with wall gables. Red clay tile roof with finial cresting. Two interior red brick chimneys. Half timbering and stucco and Palladian windows in gable ends. Brown brick facade. 1/1 windows with stone lintels and sills. Two-story, shed roof, brick addition added to front. House converted to apartments. Foundation unknown. 2 X 3 bays. Resource considered non-contributing due to two addition on front; no longer retains historic architectural integrity.

1 non-contributing building (NC)

**A. Garage**

date: c. 2000

description: One-story, gable, three bay garage. Asphalt shingle roof. Wood siding. Resource outside the Period of Significance (POS).

1 non-contributing building (NC)

**246. 1510 LEE STREET EAST, residential (KA-6069)**

date: c. 1910

description: Two-story, hip roof house with rear additions. Interior blonde brick chimney; exposed red brick chimney on east side. Asphalt shingle roof. Aluminum siding. Modern windows. Two-story, projecting, hip roof addition on the front: second floor is enclosed; first floor has Tuscan columns and slatted balustrade. Projecting, two-story, three-sided bay on east side. Painted brick foundation. 3 X 2 bays. Resource considered non-contributing due to multiple materials modifications and rear additions; no longer retains historic architectural integrity.

1 non-contributing building (NC)

**247. 1508 LEE STREET EAST, residential (KA-6070)**

date: c. 1920

United States Department of the Interior  
National Park Service

## National Register of Historic Places Continuation Sheet

Section number 7 Page 79

East End Historic District (Boundary Increase)

Kanawha County, WV

description: Two-story, front gable house. Two interior red brick chimneys. Partial return cornice. Red clay tile roof with finial cresting. Half-timbering, stucco and a Palladian window in front gable end. Red and brown brick facade. 1/1 windows with rusticated stone lintels and sills. One-story, hip roof, full length, front porch with gable entrance pediment with partial return. East side of porch has been enclosed with metal casement windows; west side is open and has square brick columns and an enclosed brick balustrade with stone cap. Brick foundation. 2 bays wide. Gable front house type with Colonial Revival detailing.

1 contributing building (C)

**A. 1508 1/2 LEE STREET EAST, residential**

**Lee Terrace Apartments**

date: c. 1960

description: Two-story, cross gable house. Red brick chimney. Partial return cornice. Asphalt shingle roof. Red brick facade. 1/1 windows. Recessed entrances with wrought iron railing.

1 contributing building (C)

**248. 1506 LEE STREET EAST, residential (KA-6071)**

date: c. 1915

description: Two-story, hip roof house with front gable dormer on the front. Dormer has partial return cornice and three short 1/1 windows. Interior blonde brick chimney. Slate roof. Blonde brick facade. 1/1 windows with rusticated stone lintels and sills. One-story, hip roof, three-quarter length, front porch with paired battered square wood posts and slatted balustrade. Concrete foundation. 2 X 2 bays. Four Square house type.

1 contributing building (C)

**A. Garage apartment**

date: c. 1990

description: Two-story, shallow gable, two bay garage with apartment above. Concrete block first floor; plywood siding second floor. Exterior wood stair with modern wood deck on second floor. Resource outside the Period of Significance (POS).

1 non-contributing building (NC)

**249. 1504 LEE STREET EAST, residential (KA-6072)**

date: c. 1910

description: Two-story, side gable house with central shed roof inset dormer. Parged interior chimney. Modern metal roof. Stucco facade; dormer has wood shingles. 15/1 windows. One-story, shed roof, front porch with square wood posts with scroll brackets and lattice balustrade. Stucco foundation. 3 bays wide.

1 contributing building (C)

**250. 1432 LEE STREET EAST, residential (KA-6081)**

date: c. 1910

United States Department of the Interior  
National Park Service

## National Register of Historic Places Continuation Sheet

Section number 7 Page 80

East End Historic District (Boundary Increase)

Kanawha County, WV

description: Two-story, front gable house with front gable dormers on the side. Interior blonde brick chimney. Red clay tile roof with finial cresting. Knee braces in gable ends and on dormers. Blonde brick facade. 1/1 windows with rusticated stone sills. Gable end has a small wood paneled balcony supported by end brackets. One-story, full length, front porch with battered round posts on an enclosed brick balustrade with painted cap. Projecting, three-sided entrance vestibule. 3 bays wide. Gable front house type with Craftsman detailing.

1 contributing building (C)

### 251. 1430 LEE STREET EAST, residential (KA-6082)

date: c. 1910

description: Two-story, hip roof house with central front gable inset dormer on the front. Wall gables on the sides. Interior brick chimney. Asphalt shingle roof. Blonde brick facade. Two-story, square projecting bay on the west side. 1/1 windows. One-story, hip roof, three-sided projecting bay on the east side. One-story, hip roof, full length, front porch with slightly battered square wood posts and an enclosed brick balustrade. Roof balustrade on porch roof. Brick foundation. 3 X 3 bays. Four Square house type.

1 contributing building (C)

#### A. Shared garage

date: c. 1910

description: One-story, hip roof, two bay garage. Asphalt shingle roof. Rock-faced concrete block facade and foundation.

1 contributing building (C)

### 252. 1428 LEE STREET EAST, residential (KA-6083)

date: c. 1910

description: Two-story, front gable house with wall gables on the sides. Partial return cornice. Interior brick chimney. Red clay tile roof with finial cresting. Red brick facade. 1/1 windows. One-story, hip roof, full length, front porch with battered round posts and an enclosed brick balustrade with painted cap. Projecting, three-sided entrance vestibule. Brick foundation. 3 X 3 bays. Gable front house type with Craftsman detailing.

1 contributing building (C)

### 253. 1426 LEE STREET EAST, residential (KA-6084)

date: c. 1910

description: Two-story, hip roof house with hip dormer on the front. Slate roof. Interior brick chimney. Blonde brick facade. 1/1 windows. One-story, hip roof, three-sided projecting bay on the east side. One-story, hip roof, full length, front porch with Tuscan columns and slatted balustrade. Concrete foundation. 3 X 3 bays. Four Square house type.

1 contributing building (C)

United States Department of the Interior  
National Park Service

## National Register of Historic Places Continuation Sheet

Section number 7 Page 81

East End Historic District (Boundary Increase)

Kanawha County, WV

### 254. 1424 LEE STREET EAST, residential (KA-6085)

date: c. 1910

description: Two-story, front gable house. Front gable dormers on the sides. Interior red brick chimney. Asphalt shingle roof. Partial return cornice. Two-story, shed roof entrance wing on the west side. Red brick facade. 1/1 windows with painted lintels and sills. One-story, hip roof, full length, front porch with square brick columns and an enclosed brick balustrade with painted cap; porch is enclosed on east end. Concrete foundation. 5 bays wide. Gable front house type.

1 contributing building (C)

#### A. Secondary apartment building

date: c. 1910/c. 1980

description: Two-story, hip roof garage converted to apartments. Asphalt shingle roof. Red brick facade. Rock-faced concrete block foundation. Attached to the historic garage is a two-story apartment building with a two-story stucco addition. Resource considered non-contributing due to multiple additions; no longer retains historic architectural integrity.

1 non-contributing building (NC)

### 255. 1422 LEE STREET EAST, residential (KA-6086)

date: c. 1915

description: Twin to 1420 Lee Street East. Two-story, front gable house with gable dormers on the sides. Red clay tile roof with finial cresting. Two interior blonde brick chimneys. Front gable end has knee braces, half-timbering and stucco and tripled novelty windows. Brown brick facade. 1/1 windows. One-story, hip roof, full length, front porch with paired square wood posts on an enclosed brick balustrade. Brick foundation. 3 X 4 bays. Gable front house type with Tudor Revival detailing.

1 contributing building (C)

#### A. Secondary apartment building

date: c. 2000

description: Two-story, gable apartment building. Asphalt shingle roof. Stucco facade. 1/1 windows. Wood deck on second floor. Stucco foundation. Resource outside the Period of Significance (POS).

1 non-contributing building (NC)

### 256. 1420 LEE STREET EAST, residential (KA-6087)

date: c. 1915

description: Twin to previous house, 1422 Lee Street East. Two-story, front gable house with front gable dormers on the sides. Red clay tile roof with finial cresting. Front gable end has knee braces, half-timbering and stucco and tripled novelty windows. Blonde brick facade. 1/1 windows. One-story, hip roof, full length, front porch with paired square wood posts on an enclosed brick balustrade. Projecting three-sided entrance vestibule. Brick foundation. 3 X 3 bays. Gable front house type with Tudor Revival detailing.

1 contributing building (C)

United States Department of the Interior  
National Park Service

## National Register of Historic Places Continuation Sheet

Section number        7        Page        82

East End Historic District (Boundary Increase)

Kanawha County, WV

### 257. 1418 LEE STREET EAST, residential (KA-6088)

date: 1918

description: Twin to previous two houses. Two-story, front gable house with front gable dormers on the side. Asphalt shingle roof simulates original red clay tile roof. Interior brick chimney. Front gable end has knee braces, half-timbering and stucco and a recessed balcony with an arched opening. Brown brick facade. 1/1 windows with stone sills. One-story, hip roof, full length, front porch with battered square decorative columns on an enclosed brick balustrade with painted cap. Three-sided projecting bay on west side. Concrete foundation. 3 X 3 bays. Gable front house type with Tudor Revival detailing. Modern stone veneer wall outlines lot.

1 contributing building (C)

### 258. 1410 LEE STREET EAST, residential (KA-6095)

date: c. 1915

description: Two-story, front gable house. Red clay tile roof with finial cresting. Red brick facade; clapboard siding in gable end. Knee braces in gable end along with paired 1/1 windows with decorative hood with keystone. 1/1 windows; tripartite on second floor in the center. Windows have smooth stone sills. One-story, shed roof, full length, front porch with square brick columns and an enclosed brick balustrade with stone cap. Brick foundation. 3 bays wide. Gable front house type.

1 contributing building (C)

#### A. Garage

date: c. 1915

description: One-story, red brick garage. Flat roof with stepped parapet.

1 contributing building (C)

### 259. 1408 LEE STREET EAST, residential (KA-6096)

date: c. 1925

description: Two-story, side gable house with large central shed roof dormer on the front. Asphalt shingle roof. Aluminum siding; wood shingles on dormer. One-story, full length, front porch within roof overhang and it has square sided columns and an enclosed sided balustrade. Concrete foundation. 3 X 2 bays. Bungalow house type.

1 contributing building (C)

#### A. Storage outbuilding

date: c. 2000

description: One-story, front gable outbuilding. Asphalt shingle roof. Plywood siding. Resource outside the Period of Significance (POS).

1 non-contributing building (NC)

United States Department of the Interior  
National Park Service

## National Register of Historic Places Continuation Sheet

Section number 7 Page 83

East End Historic District (Boundary Increase)

Kanawha County, WV

**260. 1406 LEE STREET EAST, residential (KA-6097)**

date: c. 1915

description: Two-story, front gable house with gable dormers on the side. Partial return cornice. Interior tan corbeled brick chimney. Asphalt shingle roof. Tan brick facade. 1/1 windows with stone lintels and sills. One-story, hip roof, three-quarter length, front porch with square brick columns and an enclosed brick balustrade with cap. Concrete foundation. 2 X 3 bays. Gable front house type.

1 contributing building (C)

**261. 1404 LEE STREET EAST, residential (KA-6098)**

date: c. 1915

description: Twin to previous house. Two-story, front gable house with front gable dormers on the side. Two interior brick chimneys. Partial return cornice. Asphalt shingle roof. Tan brick facade; horizontal wood siding in gable end. 1/1 windows with stone lintels and sills. One-story, hip roof, three-quarter length, front porch with square brick columns and an enclosed brick balustrade with cap; front porch openings infilled with wood siding and bow windows. Garage bay below grade on front porch. Concrete foundation.

2 X 3 bays. Gable front house type.

1 contributing building (C)

**262. 1402 LEE STREET EAST, residential (KA-6099)**

**Marshall Apartments**

date: c. 1930

description: Three-story, flat roof, apartment building. Stone coping and stone accents in primary cornice area. Blonde brick facade with red brick accents. Original window openings have been infilled with wood and paired modern 1/1 windows. Brick banding accents on first and third floors. Central recessed entrance bay runs from the entrance up to the roof. Metal windows in recess on upper floors. Curved metal canopy over entrance. Concrete foundation. 3 bays wide. Art Moderne detailing.

1 contributing building (C)

**263. 1400 LEE STREET EAST, residential (KA-6100)**

date: c. 1915

description: Two-story, hip roof house with hip dormers. Two interior blonde brick chimneys. Slate roof. Aluminum siding. 1/1 windows. One-story, hip roof, full length, front porch with Tuscan columns and slatted balustrade. Parged foundation. 3 X 3 bays. Four Square house type.

1 contributing building (C)

**264. 1403 LEE STREET EAST, residential (KA-6119)**

date: c. 1910

United States Department of the Interior  
National Park Service

## National Register of Historic Places Continuation Sheet

Section number 7 Page 84

East End Historic District (Boundary Increase)

Kanawha County, WV

description: One-story, front facing "L" house with shed roof wing on west side. Two interior red corbeled brick chimneys. Asphalt shingle roof. Vergework in gable ends. Clapboard siding with corner boards. Vertical 2/2 windows; many with shutters. Hip roof porch infills ell and has Tuscan columns and turned spindled balustrade. Rear enclosed porch. Parged foundation. 3 X 3 bays. Gabled ell house type with Queen Anne Cottage detailing.

1 contributing building (C)

### 265. 1405 LEE STREET EAST, residential (KA-6120)

date: c. 1925

description: Two-story, gambrel roof house with gable dormers on the side. Interior red corbeled brick chimney. Asphalt shingle roof. Vinyl siding. Modern 1/1 windows with shutters. One-story, hip roof, full length, front porch with wrought iron posts and railing. Concrete foundation. 3 X 3 bays. Dutch Colonial Revival style.

1 contributing building (C)

### 266. 1407 LEE STREET EAST, residential (KA-6121)

date: c. 1910

description: Two-story, hip roof house with gable dormers. Interior corbeled brick chimney. Asphalt shingle roof. Painted brick facade. Modern 1/1 windows with stone lintels and sills. One-story, hip roof, full length, front porch with Tuscan columns and turned spindled balustrade. Two-story, rear addition. Stone water table. Concrete foundation. 2 X 2 bays. Four Square house type with Colonial Revival detailing.

1 contributing building (C)

#### A. Garage

date: c. 1910

description: One-story, front gable, two bay garage. Asphalt shingle roof. Vinyl siding.

1 contributing building (C)

### 267. 1409 LEE STREET EAST, residential (KA-6122)

date: c. 1910

description: Two-story, hip roof house with hip dormers. Duplex. Front dormer has triple novelty windows. Two interior blonde corbeled brick chimneys. Asphalt shingle roof. Vinyl siding. 1/1 windows; some are paired. One-story, hip roof, full length, front porch with hip roof curved corner porches - all have Tuscan columns and turned spindled balustrade. Concrete foundation. 4 X 4 bays. Four Square house type with Colonial Revival detailing.

1 contributing building (C)

### 268. 1413-1415 LEE STREET EAST, residential (KA-6123)



United States Department of the Interior  
National Park Service

## National Register of Historic Places Continuation Sheet

Section number 7 Page 85

East End Historic District (Boundary Increase)

Kanawha County, WV

date: c. 1915

description: Two-story, hip roof house with gable dormers. Duplex. Front dormer has 4, 1/1 windows and partial return cornice. Three interior corbeled brick chimneys. Slate roof. Brown brick facade. 1/1 windows with stone lintels and sills; many are paired. One-story, hip roof, full length, front porch with gable pediment entrance for each unit and square brick columns and an enclosed brick balustrade with cap. Recessed brick panels on porch balustrade. Two-story, gable wing on rear with additional apartment entrances and porches. Concrete foundation. 2 X 6 bays. Four Square house type.  
1 contributing building (C)

### 269. 1423 LEE STREET EAST, church (KA-6124)

#### St. Paul's Evangelical Lutheran Church

date: 1915

description: Two-story, cross gable church with large crenellated square tower at the junction of the two gables. Red clay tile roof. Gable parapet on each axis. Stone facade. Variety of window types. Gothic style and trefoil louvers. Projecting stepped parapet entrance porticos with wood double entrance doors and arched surround. Smooth stone water table. Gabled hyphen connects church to a one-story, side gable building with gable dormers. Dormers have half-timbering and stucco and tympanum. One-story building also has red clay tile roof and stone facade and foundation. Stone foundation. 4 bays wide. English Tudor style.

1 contributing building (C)

### 270. 1423 LEE STREET EAST, church (KA-6125)

#### St. Paul's Sunday School

date: 1962

description: Two-story, flat roof, church building. Used as a Sunday School. Stone coping. Stone and brick facade and foundation. Smooth stone surrounds around the horizontally divided windows. Projecting bow end windows on the first floor. Smooth stone water table. 3 X 8 bays.

1 contributing building (C)

### 271. 1425 LEE STREET EAST, residential (KA-6126)

date: c. 1910

description: Two-story, hip roof house with central wall gable on the front and sides. Two-story, projecting, three-sided bay on east side. Partial return cornice. Three interior corbeled brick chimneys. Slate roof. Tan brick facade. 1/1 windows with stone lintels and sills. West side of second floor on the front has a three-sided projecting bay window. Tripartite 1/1 windows in wall gables with center window taller than the flanking windows. One-story, front gable, three-quarter length, front porch with paired Tuscan columns on brick piers with turned spindled balustrade between the piers. Rusticated stone water table. Concrete foundation. 2 X 2 bays. Four Square house type with Colonial Revival detailing.

United States Department of the Interior  
National Park Service

## National Register of Historic Places Continuation Sheet

Section number 7 Page 86

East End Historic District (Boundary Increase)

Kanawha County, WV

1 contributing building (C)

### A. Garage

date: c. 1925

description: One-story, front gable garage. Metal roof. Clapboard siding.

1 contributing building (C)

### 272. 1427 LEE STREET EAST, commercial (KA-6127)

#### WV Music Hall of Fame

date: c. 1910

description: Two-story, hip roof house with hip dormers. Converted to commercial use. Two interior stucco chimneys. Red clay tile roof with finial cresting. Stucco facade and foundation. 1/1 windows with painted stone sills. Small arched paired window openings in the center of the second floor. One-story, hip roof, full length, front porch with square stucco columns with decorative geometric caps and an enclosed stucco balustrade with painted stone cap. Exterior metal stair on west side. 3 X 3 bays. Four Square house type with Spanish Eclectic detailing.

1 contributing building (C)

### 273. 1429 LEE STREET EAST, residential (KA-6128)

date: c. 1920

description: Two-story, side facing "U" house with a two-story, hip roof, projecting, three-sided bay on the front. Gable dormers. Gable ends have fanlight windows with painted sills and brackets in the tympanum. Red clay tile roof - may be non-original and not clay tile but an imitation. Interior brick chimney. Painted brick facade. Modern 9/1, 6/1 and 8/8 windows with painted stone lintels and sills. One-story, flat roof, entrance porch on Lee St. elevation has Tuscan columns and an enclosed brick balustrade with painted stone cap and a roof balustrade; the Ruffner Avenue end of the porch has an arched opening. Both side elevations have the same porch without the arched opening. Concrete foundation. 3 X 3 bays. Colonial Revival style.

1 contributing building (C)

### 274. 1501-1503 LEE STREET EAST, residential (KA-6129)

date: c. 1910

description: Large two-story, side gable, apartment building with end wall gables and paired front gable dormers on the front. Interior red corbeled brick chimneys. Slate roof. Wood shingles on the second floor; vinyl and weatherboard siding on first floor. 5/1 leaded glass windows; some windows have Roman grills. Some 1/1 windows on the first floor. Two, end hip roof entrance porches with square wood posts and wood "X" balustrades. Brick foundation. 4 X 3 bays. Queen Anne style.

1 contributing building (C)

### 275. 1505 LEE STREET EAST, residential (KA-6130)

United States Department of the Interior  
National Park Service

## National Register of Historic Places Continuation Sheet

Section number 7 Page 87

East End Historic District (Boundary Increase)

Kanawha County, WV

date: c. 1920

description: Similar to 1507 Lee Street East. Two-story, front gable house. Two interior brick chimneys. Red clay tile roof with finial cresting. Knee braces, chevron shingles and three novelty windows in front gable end. Variegated brick facade. 1/1 windows. One-story, hip roof, three-quarter length, front porch with square brick columns and an enclosed brick balustrade with painted cap. Three-sided, projecting entrance vestibule. Rear, one-story, shed roof, stucco addition. Two-story, rear porch with first floor enclosed; second floor has square brick columns and slatted balustrade. Concrete foundation. 3 X 3 bays. Gable front house type with Craftsman detailing.

1 contributing building (C)

### **276. 1507 LEE STREET EAST, residential (KA-6131)**

date: c. 1920

description: Very similar to previous house, 1505 Lee Street East. Two-story, side gable house with wall gables. Two interior brick chimneys. Red clay tile roof with finial cresting. Front wall gable has knee braces, half-timbering and stucco and applied dropped diamond accents. Tan brick facade. 1/1 windows with stone sills; painted sills on the second floor. One-story, front gable, full length, front porch. Gable end of porch matches wall gable above. Three-sided, projecting entrance vestibule. Two-story, rear, enclosed porch. Two-story addition on rear. Concrete foundation. 3 X 3 bays. Side gable house type with Craftsman detailing.

1 contributing building (C)

### **277. 1509 LEE STREET EAST, residential (KA-6132)**

date: c. 1920

description: Similar to previous two houses, 1505 and 1507 Lee Street East. Two-story, front gable house with shed dormers on the side. 4 interior red brick chimneys. Red clay tile roof with finial cresting. Front gable end has knee braces, half-timbering and stucco, dentiling and a Palladian window with leaded glass. Red brick facade; metal siding on dormers. 1/1 windows with stone sills. One-story, hip roof, full length, front porch with battered square wood columns with caps and plinths on an enclosed brick balustrade with stone cap. Three-sided, projecting entrance vestibule. Concrete foundation. 3 X 3 bays. Gable front house type with Craftsman detailing.

1 contributing building (C)

### **278. 1511 LEE STREET EAST, residential (KA-6133)**

date: c. 1920

description: Similar to previous three house. Two-story, front gable house with gable dormers on the side. Interior blonde brick chimneys. Red clay tile roof with finial cresting. Front gable end has vergework, knee braces, a recessed scrolled balcony with arched opening with brackets, and a decorative applied facade. Blonde brick facade. 1/1 windows with painted stone sills. One-story, hip roof, full length, front porch with

United States Department of the Interior  
National Park Service

## National Register of Historic Places Continuation Sheet

Section number 7 Page 88

East End Historic District (Boundary Increase)

Kanawha County, WV

battered round posts with flared fins and a ceiling bracket on an enclosed brick balustrade with cap. One-story, hip roof, projecting, three-sided bay on side; hip roof entrance on other side. Three-sided, projecting entrance vestibule. Concrete foundation. 3 X 3 bays. Gable front house type with Craftsman detailing.

1 contributing building (C)

### A. Outbuilding

date: c. 2000

description: One-story, front gable storage outbuilding. Asphalt shingle roof. Vinyl siding. Resource outside the Period of Significance (POS).

1 non-contributing building (NC)

### 279. 1513 LEE STREET EAST, residential (KA-6134)

date: c. 1920

description: Similar to previous four houses. Two-story, front gable house with front gable dormers on the side. Interior red brick chimneys. Red clay tile roof with finial cresting. Front gable end has four novelty windows with a Tudor style surround and knee braces. Red brick facade. 1/1 windows; two small arched windows centrally located on the second floor. Windows have painted sills. One-story, hip roof, full length, front porch with square brick columns and an enclosed brick balustrade with stone curved cap. Projecting novelty picture window on front porch. One-story, projecting, hip roof, three-sided bay on east side; hip roof side entrance on west side. Concrete foundation. 2 X 5 bays. Gable front house type with Craftsman detailing.

1 contributing building (C)

### A. Garage

date: c. 1920

description: One-story, front gable garage. Clapboard siding.

1 contributing building (C)

### 280. 1515 LEE STREET EAST, residential (KA-6135)

date: c. 1920

description: Similar to previous five houses. Two-story, front gable house with shed dormers. Partially engaged brick chimney; interior brick chimney. Asphalt shingle roof. Front gable end has three arched novelty windows with stone sills and knee braces. Brown brick facade. 1/1 and novelty windows; two centrally located arched novelty windows on the second floor. All windows have stone sills. One-story, hip roof, full length, front porch with battered and paneled square wood columns on brick piers with caps and an enclosed brick balustrade with cap. Gable entrance on west side. Hip roof bay on east side. Projecting novelty picture window on front porch. Brick foundation. 2 X 3 bays. Gable front house type with Craftsman detailing.

1 contributing building (C)

### A. Secondary apartments

United States Department of the Interior  
National Park Service

## National Register of Historic Places Continuation Sheet

Section number 7 Page 89

East End Historic District (Boundary Increase)

Kanawha County, WV

date: c. 1935

description: Two-story, hip roof, secondary apartment building. Partially engaged brick chimney. Asphalt shingle roof. Red brick facade. Modern slider windows. Exterior stair with porch on second floor.

1 contributing building (C)

### 281. 1517 LEE STREET EAST, residential (KA-6136)

#### Apartment Building

date: c. 1940

description: Two-story, flat roof, apartment building. 4 units. Metal coping. Yellow brick facade. Modern 1/1 windows with snap-in grids, 6/6 and 8/8 with concrete sills. Flat roof, metal canopies over entrance doors. Entrances face a small inner courtyard. Concrete foundation. 2 X 2 bays.

1 contributing building (C)

### 282. 1519 LEE STREET EAST, residential (KA-6137)

#### Apartment Building

date: c. 1940

description: Twin to previous apartment building. Two-story, flat roof, apartment building. 4 units. Metal coping. Yellow brick facade. Modern 1/1 windows with snap-in grids, 6/6 and 8/8 with concrete sills. Flat roof, metal canopies over entrance doors. Entrances face a small inner courtyard. Concrete foundation. 2 X 2 bays.

1 contributing building (C)

### 283. 1521 LEE STREET EAST, residential (KA-6138)

date: c. 1920

description: Two-story, front gable house with shed roof dormers on the side. Two interior corbeled orange brick chimneys. Partial return cornice. Paired 1/1 windows in front end with stone lintels and sills. Orange brick facade. 1/1 windows with stone lintels and sills. One-story, hip roof, full length, front porch with square brick columns and an enclosed brick balustrade with cap. Brick foundation. 3 X 3 bays. Gable front house type.

1 contributing building (C)

### 284. 1523 LEE STREET EAST, residential (KA-6139)

date: c. 1910

description: Two-story, hip roof house with hip dormers. Two interior brick chimneys. Slate roof. Red brick facade. 1/1 windows with stone lintels and sills. One-story, hip roof, full length, front porch with central wall gable and battered square wood columns and a turned spindled balustrade. Entrance door has sidelights. Projecting, three-sided bay on west side. Modern wood deck on rear. Concrete foundation. 2 X 2 bays. Four Square house type.

United States Department of the Interior  
National Park Service

## National Register of Historic Places Continuation Sheet

Section number 7 Page 90

East End Historic District (Boundary Increase)

Kanawha County, WV

1 contributing building (C)

**A. Garage**

date: c. 1920

description: One-story, front gable garage. Asphalt shingle roof. Clapboard siding.

1 contributing building (C)

**285. 1525 LEE STREET EAST, residential (KA-6140)**

date: c. 1910

description: One-story, hip roof house with hip dormers. Two interior red corbeled brick chimneys. Slate roof. Red brick facade. 1/1 windows with stone lintels and sills. One-story, hip roof, three-quarter length, front porch with Tuscan columns and turned spindled balustrade. Rear addition with faux stone veneer facade. Concrete foundation. 2 X 2 bays. Four Square house type with Colonial Revival detailing.

1 contributing building (C)

**286. 1527 LEE STREET EAST, residential (KA-6141)**

date: c. 1910

description: Two-story, front facing "L" house. Interior corbeled brick chimney. Partial return cornice. Slate roof. Asbestos shingle siding. 1/1 windows. One-story porch infills ell and has Tuscan columns and wrought iron railing. One-story, hip roof, projecting, three-sided bay on front gable bay. Same bay on side. Enclosed rear porch. Concrete foundation. 4 X 3 bays. Gabled ell house type.

1 contributing building (C)

**A. Secondary residence**

date: c. 1920

description: One-story, front facing "L" house. Asphalt shingle roof. Partial return cornice. Vinyl siding. Modern 1/1 windows with shutters. One-story, hip roof porch infills ell and has turned posts and slatted balustrade. Rear additions. Brick pier foundation infilled with concrete block. 3 bays wide. Gabled ell house type. Resource considered non-contributing due to materials modifications and additions; no longer retains historic architectural integrity.

1 non-contributing building (NC)

**287. 1529 LEE STREET EAST, residential (KA-6142)**

date: c. 1910

description: Large two-story, hip roof house with hip dormers. Asphalt shingle roof. Clapboard siding with corner boards. 1/1 windows; some have leaded glass transoms. One-story, hip roof, three-quarter length, front porch with Tuscan columns and slatted balustrade. One-story, hip roof, projecting, three-sided bay on east side. One-story, gable addition on east side and rear. Exterior stair on west side. Concrete foundation. 3 X 3 bays. Four Square house type with Colonial Revival detailing.

1 contributing building (C)

United States Department of the Interior  
National Park Service

## National Register of Historic Places Continuation Sheet

Section number 7 Page 91

East End Historic District (Boundary Increase)

Kanawha County, WV

### 288. 1533 LEE STREET EAST, residential (KA-6143)

date: c. 1920

description: Two-story, front gable house. Asphalt shingle roof. Exposed red brick chimney on the east side. Arched window in front gable end with brick sill. Red brick veneer facade - does not appear to be original. 1/1 windows. One-story, hip roof, three-quarter length, front porch with square brick columns and an enclosed brick balustrade with stone cap. Rear porch. Concrete foundation. 2 X 3 bays. Gable front house type.

1 contributing building (C)

#### A. Garage

date: c. 1920

description: Shared garage although the house the garage is supposed to be shared with is no longer extant. Double front gable, two bay garage. Slate roof. Red brick over concrete block facade.

1 contributing building (C)

### 289. 1535 LEE STREET EAST, residential (KA-6144)

date: c. 1910

description: Two-story, hip roof house with hip dormers. Slate roof. Red brick chimney. Red brick facade. 1/1 windows. One-story, hip roof, full length, front porch with square brick columns and an enclosed brick balustrade with cap. One-story, hip roof, three-sided, projecting bay on the west side. Entrance door has sidelights. Stone water table. Concrete foundation. 2 X 3 bays. Four Square house type.

1 contributing building (C)

### 290. 1537 LEE STREET EAST, residential (KA-6145)

date: c. 1910

description: Very similar to previous house. Two-story, hip roof house with hip dormers. Front dormer has paired leaded glass windows. Two red brick chimneys. Asphalt shingle roof. Red brick facade with buff brick quoining. 1/1 windows with stone lintels and sills. One-story, hip roof, full length, front porch with battered square columns and turned spindled balustrade. Entrance door has sidelights. Stone water table. Concrete foundation. 2 X 2 bays. Four Square house type with Colonial Revival detailing.

1 contributing building (C)

#### A. Garage

date: c. 1920

description: Shared garage. One-story, flat roof double garage. Red and blonde brick facade. Header course of bricks with stone keystone over each wood garage door.

1 contributing building (C)

### 291. 1539 LEE STREET EAST, residential (KA-6146)

United States Department of the Interior  
National Park Service

## National Register of Historic Places Continuation Sheet

Section number 7 Page 92

East End Historic District (Boundary Increase)

Kanawha County, WV

date: c. 1910

description: Similar to previous two houses. Two-story, hip roof house with hip dormers. Two red brick chimneys. Front dormer has paired windows; one of which is a novelty window. Slate roof. Red brick facade. 1/1 windows with stone lintels and sills. One-story, hip roof, full length, front porch with square brick columns and an enclosed brick balustrade with cap. Concrete foundation. 3 X 3 bays. Four Square house type.

1 contributing building (C)

### 292. 1541 LEE STREET EAST, residential (KA-6147)

date: c. 1910

description: Two-story, front gable house with front gable dormers on the side. Two interior blonde brick chimneys. Partial return cornice. Slate roof. Asphalt shingle siding that imitates brick. 1/1 windows. End gable has three windows with the middle window taller than the flanking windows. One-story, hip roof, full length, front porch with central gable pediment with partial return cornice. Porch has square wood columns and an enclosed sided balustrade. Entrance door has transom and sidelights. Rear porch. Concrete foundation. 3 X 3 bays. Gable front house type.

1 contributing building (C)

### 293. 1543 LEE STREET EAST, residential (KA-6148)

date: c. 1910

description: Two-story, hip roof house with hip dormers. Two interior brick chimneys. Asphalt shingle roof. Paired windows in dormers. Asbestos shingle siding. 1/1 windows with shutters and simple surrounds. Two-story, projecting, three-sided bay on east side. One-story, hip roof, full length, front porch with wrought iron posts and railing. Concrete foundation. 2 X 2 bays. Four Square house type.

1 contributing building (C)

#### A. Garage

date: c. 1990

description: One-story, front gable garage. Roll roofing. Resource outside the Period of Significance (POS).

1 non-contributing building (NC)

### 294. 1545 LEE STREET EAST, residential (KA-6149)

date: c. 1920

description: Two-story, hip roof duplex with hip dormers. Interior brick chimney. Asphalt shingle roof. Asbestos shingle siding. 1/1 windows. No front porch just concrete steps and a landing with pipe rails leading to each unit. Two-story, three-sided, projecting bay on the east side. Concrete foundation. 3 X 3 bays. Four Square house type.

1 contributing building (C)



United States Department of the Interior  
National Park Service

## National Register of Historic Places Continuation Sheet

Section number 7 Page 93

East End Historic District (Boundary Increase)

Kanawha County, WV

### 295. 1547 LEE STREET EAST, residential (KA-6150)

date: c. 1910

description: One-story, steep hip roof house. Central interior red corbeled brick chimney. Asphalt shingle roof. Clapboard siding with frieze and corner boards; corner boards are chamfered and have caps. 1/1 windows with simple surrounds. One-story, hip roof, three-quarter length, front porch with Tuscan columns and enclosed paneled wood balustrade. Rear addition. Concrete foundation. 2 X 4 bays. Pyramidal roof house type with Colonial Revival detailing.

1 contributing building (C)

#### A. Garage

date: c. 1910

description: One-story, gable, one bay garage. Asphalt shingle roof. Clapboard siding.

1 contributing building (C)

### 296. 1549 LEE STREET EAST, residential (KA-6151)

date: c. 1910

description: One-story, steep hip roof house with hip dormers. Asphalt shingle roof. Interior blonde brick chimney. Three 1/1 windows in dormers. Faux stone veneer facade. 1/1 windows. One-story, hip roof, three-quarter length, front porch with Tuscan columns and turned spindled balustrade. Projecting curved bay on west side. Faux stone veneer covers foundation. 3 X 5 bays. Pyramidal roof house type with Colonial Revival detailing.

1 contributing building (C)

### 297. 1551 LEE STREET EAST, residential (KA-6152)

date: c. 1910

description: Two-story, front gable house. Two interior brick chimneys. Asphalt shingle roof. Vinyl siding. Modern 1/1 windows; shutters on the front. One-story, hip roof, three-quarter length, front porch with west side enclosed; east side has battered square wood posts and an enclosed wood balustrade. Enclosed rear porch. Concrete foundation. 3 X 3 bays. Gable front house type.

1 contributing building (C)

#### A. Garage

date: c. 1920

description: One-story, front gable, one bay garage. Asphalt shingle roof. Rock-faced concrete block facade and foundation.

1 contributing building (C)

### 298. 1553 LEE STREET EAST, residential (KA-6153)

date: c. 1910

United States Department of the Interior  
National Park Service

## National Register of Historic Places Continuation Sheet

Section number 7 Page 94

East End Historic District (Boundary Increase)

Kanawha County, WV

description: Tall two-story, front gable house. Interior corbeled red brick chimney. Asphalt shingle roof. Two-story, front gable, projecting, three-sided bay on the front with fishscale shingles in the gable end. Clapboard siding with frieze and corner boards. 1/1 windows with simple surrounds. One-story, hip roof, full length, front porch with Tuscan columns. Concrete foundation. 2 X 2 bays. Gable front house type with Colonial Revival detailing.

1 contributing building (C)

### A. Garage

date: c. 1910

description: Two-story, front gable garage. Asphalt shingle roof. Clapboard siding with frieze and corner boards. 1/1 and multi-paned windows on the second floor. Two garage bays on first floor.

1 contributing building (C)

### 299. 1557 LEE STREET EAST, residential (KA-6154)

#### Apartment Building

date: c. 1930

description: Large two-story, cross gable apartment house. Slate roof. Interior red corbeled brick chimneys. Red brick and stucco facade. Variety of multi-paned windows types; some modern, some original.

Windows have stone sills. Two-story, hip roof, projecting, three-sided bay on the west side. Large two-story, hip roof, full length, front porch: first floor has square brick columns and an enclosed brick balustrade with cap, ends are enclosed; second floor has square wood posts and an enclosed stucco balustrade. Second floor of porch likely a later addition. Entrance doors have sidelights. Brick foundation. 4 bays wide.

1 contributing building (C)

### 300. 1559 LEE STREET EAST, residential (KA-6155)

date: c. 1915

description: Two-story, hip roof house with hip dormers. Interior corbeled red brick chimney. Asphalt shingle roof. Asbestos shingle siding. 1/1 windows with simple surrounds. One-story, hip roof, full length, front porch with Tuscan columns and turned spindled balustrade. Concrete foundation. 4 X 2 bays. Four Square house type.

1 contributing building (C)

### 301. 1561 LEE STREET EAST, residential (KA-6156)

date: c. 1920

description: Two-story, front gable house. Vergework with dropped finial in front gable end. Partial return cornice. Interior blonde corbeled brick chimney. Asphalt shingle roof. Asbestos shingle siding. Modern 1/1 windows with snap-in grids. One-story, hip roof, three-quarter length, front porch with Tuscan columns and turned spindled balustrade. Concrete foundation. 2 X 2 bays. Gable front house type.

1 contributing building (C)

United States Department of the Interior  
National Park Service

## National Register of Historic Places Continuation Sheet

Section number        7        Page        95

East End Historic District (Boundary Increase)

Kanawha County, WV

### 302. 1563 LEE STREET EAST, residential (KA-6157)

date: c. 1910

description: Two-story, hip roof house with hip dormers. Interior red brick chimney. Slate roof. Red brick facade. Wood 6/6 windows with stone lintels and sills. Two-story, hip roof, full length, front porch with square brick columns and an enclosed brick balustrade with cap; recessed brick panels on balustrades. Two-story, hip roof, rear porch. Brick foundation. 3 X 3 bays. Four Square house type.

1 contributing building (C)

### 303. 1565 LEE STREET EAST, residential (KA-6158)

date: c. 1920

description: Two-story, front gable house. Vergework with dropped finial in gable end. Partial return cornice. Interior brick corbeled chimney. Asphalt shingle roof. Asphalt shingle siding that imitates brick. Modern 1/1 windows with 6/6 snap-in grids. One-story, hip roof, three-quarter length, front porch with Tuscan columns and turned spindled balustrade. Concrete foundation. 2 X 2 bays. Gable front house type with Colonial Revival detailing.

1 contributing building (C)

### 304. 1567 LEE STREET EAST, residential (KA-6159)

date: c. 1915

description: Large two-story, hip roof house with wall gables on the side and a projecting, two-story, front gable bay on the front. Partial return cornice. Interior red brick chimneys. Red clay tile roof with finial cresting. Front gable end has stucco and a recessed balcony on the uppermost floor with a curved stucco opening and slatted balustrade. Front gable bay is enclosed on the second floor. Red brick facade. 1/1 windows with stone lintels and sills. One-story, hip roof, full length, front porch with square brick columns and an enclosed brick balustrade with cap. Concrete foundation. 4 X 4 bays. Four Square house type with Tudor detailing.

1 contributing building (C)

### 305. 1569 LEE STREET EAST, residential (KA-6160)

date: c. 1910

description: Two-story, hip roof duplex with hip dormers. Central interior blonde corbeled brick chimney. Slate roof. Clapboard siding. 1/1 windows. One-story, hip roof, full length, front porch with two entrances. Porch has Tuscan columns and slatted balustrade. Transoms over entrance doors. Rear porch. Brick foundation. 4 X 4 bays. Four Square house type.

1 contributing building (C)

### 306. 1571 LEE STREET EAST, residential (KA-6161)

date: c. 1915

United States Department of the Interior  
National Park Service

## National Register of Historic Places Continuation Sheet

Section number        7        Page        96

East End Historic District (Boundary Increase)

Kanawha County, WV

description: Two-story, hip roof house with hip dormers. Two interior tan brick chimneys. Slate roof. Tan brick facade. 1/1 windows with stone lintels and sills. One-story, hip roof, full length, front porch with gable entrance pediment and square brick columns and an enclosed brick balustrade with stone cap. Stone water table. Rear porch. Concrete foundation. 2 X 2 bays. Four Square house type.  
1 contributing building (C)

### 307. 1573 LEE STREET EAST, residential (KA-6162)

#### Young Apartments

date: c. 1930

description: Two-story, flat roof, apartment building. Stepped parapet on the side. Terra cotta tile coping. Red brick facade. 1/1 windows with stone lintels and sills. Two-story, hip roof, full length, front porch: second floor has slatted balustrade; first floor has stacked brick pier balustrade with stone cap. The porch has two-story tall square brick columns with stone caps. Two-story, rear porch. Brick foundation. 5 X 9 bays.

1 contributing building (C)

### 308. 1575 LEE STREET EAST, residential (KA-6163)

date: c. 1925

description: Two-story, hip roof house with hip dormers. Three interior red brick chimneys. Slate roof. Red brick facade. 6/1 windows with brick headers and stone sills. Two-story, hip roof, stucco, three-sided, projecting bay on the west side. One-story, hip roof, full length, front porch with square brick columns and an enclosed brick balustrade with cap. Two-story, rear porch enclosed. Stucco facade. 3 X 3 bays. Four Square house type.

1 contributing building (C)

#### A. Garage

date: c. 1925

description: One-story, front gable, one bay garage with shed roof addition on the side with vinyl siding. Asphalt shingle roof. Red brick facade.

1 contributing building (C)

### 309. 1577 LEE STREET EAST, residential (KA-6164)

date: c. 1920

description: Two-story, front gable house. Interior red brick chimney. Asphalt shingle roof. Exposed rafter tails. Front gable end has knee braces and paired multi-paned windows. Painted wood shingle siding on second floor and on porch; clapboard siding on first floor with corner boards. 12/1 windows; tripartite on porch. One-story, hip roof, full length, front porch with gable entrance pediment, battered square wood posts and an enclosed wood shingled balustrade. Porch pediment has knee braces. Brick foundation. 2 X 3 bays. Gable front house type with Craftsman detailing.

United States Department of the Interior  
National Park Service

## National Register of Historic Places Continuation Sheet

Section number        7        Page        97

East End Historic District (Boundary Increase)

Kanawha County, WV

1 contributing building (C)

**A. Garage**

date: c. 1920

description: One-story, front gable, one bay garage. Matches house.

1 contributing building (C)

**310. 1579 LEE STREET EAST, residential (KA-6165)**

**Duplex**

date: c. 1935

description: Two-story duplex. Metal roof. Partial return cornice. Red brick facade. Multi-paned modern windows. Two-story, front gable entrance portico with modern two-story tall Doric columns; second floor has Chippendale style enclosed balustrade. Brick foundation. 3 X 5 bays. Neoclassical Revival style.

1 contributing building (C)

**A. Garage**

date: c. 1940

description: One-story, flat roof, two bay garage. Stepped parapet on the side. Metal coping. Concrete block facade and foundation.

1 contributing building (C)

**311. 1581 LEE STREET EAST, residential (KA-6166)**

date: c. 1910

description: Two-story, front gable house with hip dormers on the side. Asphalt shingle roof. Two interior brick chimneys. Stucco facade; wood shingles in gable end. 1/1 windows. One-story, hip roof, full length, front porch with battered stucco square columns and an enclosed stucco balustrade. Three-sided projecting bay on east side. Foundation covered with stucco. 2 X 3 bays. Gable front house type with Craftsman detailing.

1 contributing building (C)

**312. 1583 LEE STREET EAST, commercial (KA-6167)**

**Patchwork**

date: c. 1910

description: Two-story, hip gable roof duplex converted to commercial. Asphalt shingle roof. Partial return cornice. Red brick facade. 1/1 windows with stone lintels and sills. Each entrance has its own one-story, hip roof, wraparound porch with Tuscan columns and slatted balustrade. Concrete foundation. 4 X 2 bays. Colonial Revival detailing.

1 contributing building (C)

**313. 1585 LEE STREET EAST, residential (KA-6168)**

United States Department of the Interior  
National Park Service

## National Register of Historic Places Continuation Sheet

Section number        7        Page        98

East End Historic District (Boundary Increase)

Kanawha County, WV

date: c. 1915

description: Two-story, hip roof house with hip dormers. Two interior red corbeled brick chimneys. Slate roof. Clapboard siding with frieze and corner boards. 1/1 windows with simple surrounds. One-story, hip roof, full length, front porch with Tuscan columns and turned spindled balustrade. Concrete foundation. 2 X 3 bays. Four Square house type with Colonial Revival detailing.

1 contributing building (C)

### A. Garage/apartments

date: c. 1915

description: Two-story, flat roof, three bay garage. Second floor added. Rock-faced concrete block first floor; stucco second floor. 1/1 windows on second floor.

1 contributing building (C)

### 314. 1587 LEE STREET EAST, residential (KA-6169)

date: c. 1920

description: Two-story, hip roof house with wall gables. Two interior red brick chimneys. Partial return cornice. Slate roof. Red brick facade. 1/1 windows with stone lintels and sills. One-story, hip roof, full length, front porch with square brick columns and an enclosed brick balustrade with cap; porch has been infilled with vinyl siding and windows except for a recessed entrance door. Two-story, rear addition with one-story, shed roof addition attached to that. Concrete foundation. 3 X 3 bays. Four Square house type.

1 contributing building (C)

### 315. 1589 LEE STREET EAST, residential (KA-6170)

date: c. 1915

description: Two-story, front gable house with front gable dormers on the side. Two interior brick chimneys. Slate roof. Partial return cornice. Front gable end has board and batten siding and Roman grill tripartite windows. Red brick facade. 1/1 windows with stone lintels and sills. Front porch window has leaded glass transom. Entrance door has sidelights. One-story, hip roof, three-sided, projecting bay on west side. Exterior metal stair on east side. Brick foundation. 2 X 3 bays. Gable front house type.

1 contributing building (C)

### A. Garage/apartments

date: c. 1915

description: Two-story, side gable garage apartments. Asphalt shingle roof. Asbestos shingle siding. Wood 6/6 and vertical 3/1 windows. One garage bay.

1 contributing building (C)

### 316. 1591 LEE STREET EAST, residential (KA-6171)

date: c. 1910

United States Department of the Interior  
National Park Service

## National Register of Historic Places Continuation Sheet

Section number 7 Page 99

East End Historic District (Boundary Increase)

Kanawha County, WV

description: One-story, front facing "L" house with shed roof wing on the rear. Central interior brick chimney. Asphalt shingle roof. Vinyl siding. Modern 1/1 windows; some with shutters. Enclosed front porch. Concrete foundation. 3 X 5 bays. Gabled ell house type. Resource considered non-contributing due to materials modifications, rear wing added and front enclosed porch; no longer retains historic architectural integrity.

1 non-contributing building (NC)

### 317. 1593-1595 LEE STREET EAST, residential (KA-6172)

#### Lee Apartments

date: c. 1925

description: Two-story, flat roof, apartment building. Stepped parapet on the side. Red brick facade with stone quoining. 1/1 windows with stone lintels and sills. Two, two-story, hip roof, full length, front porches with two-story tall square columns: second floor has arched vergework and a paneled wood enclosed balustrade; first floor has enclosed brick balustrade with stone cap. Roof over central entrance door supported by end brackets. Brick foundation. 3 X 11 bays. Craftsman detailing.

1 contributing building (C)

### LEWIS STREET

### 318. 1568 LEWIS STREET, residential (M38)

date: 1985

description: Two-story, side gable split level house. Asphalt shingle roof. Brick, concrete block and aluminum siding. Slider and picture windows. One garage bay on east side within the body of the house. Resource outside the Period of Significance (POS).

1 non-contributing building (NC)

### 319. 1564 LEWIS STREET, residential (KA-6260)

date: c. 1935

description: One-story, front gable house with projecting front gable, entrance bay. Asphalt shingle roof. Partially exposed red brick chimney on east side. Two front gable dormers on the west side. Metal casement window in front gable end. Red brick facade. Modern 1/1, picture and slider windows. Front projecting bay has small corner porch with square brick column. Wood entrance door with wood semi-lunette hood with keystone and fluted pilasters. Brick foundation. 3 X 4 bays. Colonial Revival detailing.

1 contributing building (C)

### 320. 1562 LEWIS STREET, residential (KA-6261)

date: c. 1925

United States Department of the Interior  
National Park Service

## National Register of Historic Places Continuation Sheet

Section number 7 Page 100

East End Historic District (Boundary Increase)

Kanawha County, WV

description: One of five front gable houses in a row. Two-story, front gable house with front gable dormers on the side. Partial return cornice on dormers and main house body. Interior red brick chimneys. Asphalt shingle roof. Red brick facade. 1/1 windows with smooth stone sills; tripartite on front porch. One-story, front gable, three-quarter length, front porch with square brick columns and an enclosed brick balustrade with cap. One-story, shed roof, enclosed rear porch. Brick foundation. 2 X 4 bays. Gable front house type. 1 contributing building (C)

### A. Garage

date: c. 1930

description: One-story, shed roof, two bay garage; one of the bays has been infilled with newer concrete block. Metal roof. Concrete block facade and foundation. Metal casement windows.

1 contributing building (C)

### 321. 1560 LEWIS STREET, residential (KA-6262)

date: c. 1925

description: One of five front gable houses in a row. Two-story, front gable house. Exposed red corbeled brick chimney on east side; interior red corbeled brick chimney on west side. Asphalt shingle roof. Knee braces in front gable end. Vinyl siding. 1/1 windows; tripartite on front porch. One-story, front gable, full length, front porch with paired square wood columns and an enclosed sided balustrade. Arched openings on front porch. Rock-faced concrete block foundation. 2 X 2 bays. Gable front house type with Craftsman detailing.

1 contributing building (C)

### 322. 1558 LEWIS STREET, residential (KA-6263)

date: c. 1925

description: One of five front gable houses in a row. Two-story, front gable house. One interior red corbeled brick chimney on each side. Asphalt shingle roof. Knee braces and paired windows in front gable end. Clapboard siding with corner boards. 1/1 windows; tripartite on front porch. One-story, hip roof, full length, front porch with arched openings with battered sided columns that sit on square wood shingled columns and an enclosed wood shingled balustrade. Rock-faced concrete block foundation. 2 X 2 bays. Gable front house type with Craftsman detailing.

1 contributing building (C)

### 323. 1556 LEWIS STREET, residential (KA-6264)

date: c. 1925

description: One of five front gable houses in a row. Two-story, front gable house. Exposed red corbeled brick chimney on the east side. Asphalt shingle roof. Paired knee braces in front gable end. Cove siding with corner boards. 1/1 windows with simple surrounds; tripartite on front porch. One-story, hip roof, full length, front porch with exposed rafter tails on the ends and arched openings with battered sided columns



United States Department of the Interior  
National Park Service

## National Register of Historic Places Continuation Sheet

Section number 7 Page 101

East End Historic District (Boundary Increase)

Kanawha County, WV

that sit on wood shingled square columns and an enclosed wood shingled balustrade. Rock-faced concrete block foundation. 2 X 2 bays. Gable front house type with Craftsman detailing.  
1 contributing building (C)

### 324. 1554 LEWIS STREET, residential (KA-6265)

date: c. 1925

description: One of five front gable houses in a row. Two-story, front gable house. One interior red brick chimney on east side; one partially exposed red brick chimney on the west side. Asphalt shingle roof. Paired knee braces in the front gable end. Asbestos shingle siding. 1/1 windows with simple surrounds; tripartite on front porch. One-story, front gable, full length, front porch with arched openings with battered square wood columns that sit on paired square wood posts and an enclosed wood shingled balustrade. Rock-faced concrete block foundation. 2 X 3 bays. Gable front house type with Craftsman detailing.  
1 contributing building (C)

### 325. 1552 LEWIS STREET, residential (KA-6266)

date: c. 1915

description: Two-story, hip roof house/apartment with hip dormer on the front. Interior red brick chimney. Asphalt shingle roof. Dormer has exposed rafter tails and three multi-paned windows. Asbestos shingle siding. 6/1 windows with simple surrounds; tripartite on front porch. One-story, hip roof, full length, front porch with gable entrance pediment and painted square brick columns and an enclosed painted brick balustrade. Brick foundation. 3 X 3 bays. Four Square house type.  
1 contributing building (C)

#### A. Garage/apartments

date: c. 1915

description: Two-story, hip roof garage building that has been converted to apartments. Front gable projecting bay on front of second floor with asbestos shingle siding. Exposed rafter tails. Asphalt shingle roof. Rock-faced concrete block facade and foundation. Three garage bays have been infilled with man doors and siding.  
1 contributing building (C)

### 326. 1550 LEWIS STREET, residential (KA-6267)

date: c. 1925

description: Sixth house on block that is a two-story, front gable. Asphalt shingle roof. Two exposed red brick chimneys on west side. Paired knee braces and paired windows in front gable end. Clapboard siding with corner boards. 1/1 windows with simple surrounds; tripartite on front porch. One-story, front gable, full length, front porch with knee braces, paired square wood posts on an enclosed wood shingled balustrade. Two-story, rear porch. One-story, hip roof, three-sided bay on west side. Rock-faced concrete block foundation. 3 X 3 bays. Gable front house type with Craftsman detailing.

United States Department of the Interior  
National Park Service

## National Register of Historic Places Continuation Sheet

Section number        7        Page        102

East End Historic District (Boundary Increase)

Kanawha County, WV

1 contributing building (C)

### A. Secondary apartments

date: c. 1925

description: Two-story, side gable, apartment building. Interior stucco chimneys. Asphalt shingle roof. Front gable projecting bay on front of second floor with stucco facade. Stucco facade and foundation. 6/1 windows on the second floor. Exterior stair and porch with modern wood components on west end of front.

1 contributing building (C)

### 327. 1532 LEWIS STREET, residential (KA-6268)

date: 1932

description: Large two-story, rear facing "L", apartment building. Two front gable dormers on the front with paired windows and partial return cornice. Partial return cornice. Interior red brick chimneys. Asphalt shingle roof. Red brick facade. 1/1 windows. Central entrance bay with diamond brick accents and entrance door with semi-lunette hood and brick surround. Center bay is flanked by porches on both floors with enclosed brick balustrades with caps and brick panels in balustrade. Brick foundation. 3 X 8 bays. Colonial Revival detailing.

1 contributing building (C)

### 328. 1530 LEWIS STREET, residential (KA-6269)

date: 1927

description: One and one-half-story, side gable house with central front gable dormer on the front. Partially exposed red corbeled brick chimney on the east side. Asphalt shingle roof. Dormer has knee braces, three 4/1 windows and exposed rafter tails. Cove siding with corner boards. 4/1 windows; many are paired. One-story, full length, front porch within roof overhang and it has square brick columns and an enclosed brick balustrade with painted cap. Tripartite windows on front porch and two entrance doors. Main entrance door has sidelights. Brick foundation. 3 X 3 bays. Bungalow house type.

1 contributing building (C)

### 329. 1528 LEWIS STREET, residential (KA-6270)

date: c. 1925

description: Two-story, front gable duplex with front gable dormers on the side. Central interior red corbeled brick chimney. Asphalt shingle roof. Aluminum siding. 1/1 windows; some with shutters. One-story, hip roof, three-quarter length, front porch with wrought iron posts and railing. Side entrance with metal canopy. Enclosed rear porch. Parged foundation. 2 X 4 bays. Gable front house type. Resource considered non-contributing due to multiple materials modifications and rear enclosed porch; no longer retains historic architectural integrity.

1 non-contributing building (NC)

United States Department of the Interior  
National Park Service

## National Register of Historic Places Continuation Sheet

Section number 7 Page 103

East End Historic District (Boundary Increase)

Kanawha County, WV

### 330. 1526 LEWIS STREET, residential (KA-6271)

#### Apartment Building

date: c. 1930

description: Two-story, flat roof, apartment building. Stepped parapet on front and side with stone coping. Red brick facade. 6/1 windows with stone sills. Two-story, hip roof, full length, entrance portico with square brick columns and an enclosed brick balustrade with stone cap. Two semi-lunette entrances on the front with brick hoods and stone accents. Brick foundation. 2 X 3 bays. Colonial Revival detailing.

1 contributing building (C)

#### A. Garage/Secondary apartment building

date: c. 1930

description: Two-story, flat roof, garage/apartment building with end parapet walls with terra cotta tile coping. Red brick facade. 1/1 windows. Second story porch with square brick columns and enclosed brick balustrade with painted cap. Concrete and brick steps to access upper floor.

1 contributing building (C)

### 331. 1524 LEWIS STREET, residential (KA-6272)

date: c. 1925

description: Large two-story, hip roof house with hip dormer on the front. Partially exposed red brick chimney on the west side. Red clay tile roof with finial cresting. Dormer has paired vertically divided windows. Red brick facade. Vertical 4/1, and 3/1 windows with stone sills. Rear addition with 6/6 windows and stucco facade. One-story, hip roof, three-quarter length, front porch with battered square wood posts that sit on square brick columns with stone diamond shaped accents and an enclosed brick balustrade with stone cap and stone corner blocks in brick panels. Entrance door has divided sidelights. Stucco foundation. 2 X 4 bays. Four Square house type.

1 contributing building (C)

#### A. Garage

date: c. 1925

description: One-story, hip roof garage. Asphalt shingle roof. Red brick facade and foundation. Vertical 4/1 windows.

1 contributing building (C)

### 332. 1522 LEWIS STREET, residential (KA-6273)

#### Apartment Building

date: c. 1935

description: Three-story, flat roof, apartment building. Stepped parapet on the front with stone coping. Variegated brick facade. East block has paired 1/1 windows and terra cotta tile belt course above and below the paired windows on the first and third floors. West block has main entrance door with flat roof canopy and a two-story glass block panel on the upper floors. Concrete and brick entrance deck with wrought iron railing. Brick foundation. 2 X 3 bays. Art Moderne style.

United States Department of the Interior  
National Park Service

## National Register of Historic Places Continuation Sheet

Section number 7 Page 104

East End Historic District (Boundary Increase)

Kanawha County, WV

1 contributing building (C)

### A. Garage

date: c. 1935

description: One-story, flat roof garage with parapet walls and terra cotta tile coping. Stucco and brick facade and foundation.

1 contributing building (C)

### 333. 1520 LEWIS STREET, residential (KA-6274)

date: c. 1920

description: Two-story, hip roof house with inset Moorish arch dormers. Asphalt shingle roof. Central interior red brick chimney. Dormer has wood louver with stone sill and stone coping. Partial return cornice. Red brick facade. 8/1 windows with stone sills. One-story, flat roof, full length, front porch with parapet wall on the west end with Moorish arch; east end has metal canopy supported by wrought iron posts. All of the porch has square brick columns and enclosed balustrade with stone cap. Projecting square brick columns with stone caps on side elevations. Brick foundation. 2 X 2 bays. Four Square house type with Moorish detailing. Sears kit house, pattern "Alhambra."

1 contributing building (C)

### 334. 1518 LEWIS STREET, residential (KA-6275)

date: c. 1920

description: Two-story, side gable house with large central inset shed roof dormer on the front. Dormer has two sets of paired 1/1 windows. Asphalt shingle roof. Partially exposed red brick chimney on the east side. Stucco facade and foundation. 1/1 windows; tripartite on the front porch with center windows 6/1 flanked by 4/1 windows. One-story, full length, front porch within roof overhang and it has paired square wood posts with horizontal members joining them and they sit on square brick columns with stone caps and stucco "I" panels on the front; porch also has enclosed brick balustrade with stone cap. Entrance door has divided sidelights. 2 X 2 bays. Craftsman style.

1 contributing building (C)

### A. Garage

date: c. 1920

description: One-story, front gable, one bay garage. Asphalt shingle roof. Clapboard siding. Six pane windows. Parged foundation.

1 contributing building (C)

### 335. 1516 LEWIS STREET, residential (KA-6276)

date: c. 1930

description: Two-story, hip roof house with hip dormers. Slate roof. Red brick chimney on west side. Dormer has paired vertical 3/1 windows. Red brick facade. 1/1 windows; paired on the front and with stone

United States Department of the Interior  
National Park Service

## National Register of Historic Places Continuation Sheet

Section number 7 Page 105

East End Historic District (Boundary Increase)

Kanawha County, WV

sills. One-story, hip roof, full length, front porch has been fully enclosed with faux stone veneer and horizontally divided windows. Concrete foundation. 3 X 3 bays. Four Square house type.

1 contributing building (C)

### A. Secondary apartments

date: c. 1950

description: Two-story, side gable, secondary apartment building. Asphalt shingle roof. Painted concrete block facade. Modern 1/1 and slider windows with painted sills. Exterior wood stair and entrance porch on the second floor.

1 contributing building (C)

### 336. 1514 LEWIS STREET, residential (KA-6277)

date: c. 1925

description: Two-story, hip roof house with hip dormer on the front. Red clay tile roof with finial cresting. Red brick chimney on the east side; red brick interior chimney. Dormer has paired vertically divided windows. Red brick facade. 1/1 windows with stone sills; some are paired. One-story, hip roof, three-quarter length, front porch with square brick columns and an enclosed brick balustrade with stone cap. Metal canopy on front porch. Two-story, rear wing. Parged foundation. 2 X 3 bays. Four Square house type.

1 contributing building (C)

### 337. 1510 LEWIS STREET, residential (KA-6278)

date: c. 1925

description: Two-story, hip roof house. Two red brick chimneys. Asphalt shingle roof. Red brick facade with wide wood frieze. 1/1 windows with stone sills. One-story, hip roof, three-quarter length, front porch with square brick columns and enclosed brick balustrade with stone cap. Porte cochere on east side. One-story, rear enclosed porch with stucco facade. Brick foundation. 2 X 3 bays. Four Square house type.

1 contributing building (C)

### A. Garage

date: c. 1925/c. 1940

description: One and one-half-story, hip roof garage with one and one-half-story, gable addition on the rear. Asphalt shingle roof. Red brick and painted concrete block facades.

1 contributing building (C)

### 338. 1508 LEWIS STREET, residential (KA-6279)

date: c. 1930

description: Two-story, side gable house with inset front gable dormers on the front and a one-story, arched porch on the east end. Red brick chimney on east end; partially exposed red brick chimney on west end. Asphalt shingle roof. Stucco facade. Variety of window types. One and one-half-story, projecting, front

United States Department of the Interior  
National Park Service

## National Register of Historic Places Continuation Sheet

Section number 7 Page 106

East End Historic District (Boundary Increase)

Kanawha County, WV

gable, entrance bay on the west side with semi-lunette entrance door and painted stone surround. Stucco foundation. 3 X 2 bays. Tudor Revival style.

1 contributing building (C)

### A. Secondary apartment building

date: c. 1930

description: Two-story, side gable, apartment building. Three interior chimneys; two are brick and one is block. Asphalt shingle roof. Stucco facade. Modern 6/6 windows with shutters and painted sills. Gable pediment over entrance door.

1 contributing building (C)

### 339. 1422 LEWIS STREET, residential (KA-6280)

#### Buff Apartment Building

date: c. 1935

description: Two-story, flat roof, apartment building. Stone coping and belt course at cornice level. Rectangular panel in the front at the cornice level reads "BUFF APT'S." Stone diamond accent blocks below belt course. Red brick facade with yellow brick quoining. 1/1 windows with stone sills; mostly paired. One-story, hip roof, three-quarter length porch with gable pediment faces Lewis Street and has square brick columns with stone detailing and enclosed brick balustrade with stone cap. There are four front gable porches with the same components that face Ruffner Avenue, east side. The west elevation has four hip roof rear porches with square wood posts and lattice infill. Brick foundation. 2 X 10 bays. Colonial Revival detailing.

1 contributing building (C)

### 340. 1407 LEWIS STREET, residential (KA-6286)

date: c. 1910

description: One-story, hip roof house with projecting front gable bay on the west side. Asphalt shingle roof. Cove siding with corner and frieze boards. 1/1 windows with simple surrounds. Enclosed entrance porch. Rear enclosed bay with new entrance door and metal canopy installed on the west side. Rock-faced concrete block foundation. 2 X 3 bays. Pyramidal roof house type.

1 contributing building (C)

### 341. 1409 LEWIS STREET, residential (KA-6287)

date: c. 1910

description: Twin to previous house. One-story, hip roof house with hip dormers. Two interior red brick chimneys. Asphalt shingle roof. Cove siding with frieze and corner boards. Window and door openings covered with plywood. Entrance porch with square wood posts and slatted balustrade. Rock-faced concrete block foundation. 2 X 2 bays. Pyramidal roof house type.

1 contributing building (C)

United States Department of the Interior  
National Park Service

## National Register of Historic Places Continuation Sheet

Section number      7      Page      107

East End Historic District (Boundary Increase)

Kanawha County, WV

### 342. 1421 LEWIS STREET, residential (KA-6288)

date: c. 1910

description: Similar to house below. Large two-story, front gable house with two-story, hip roof addition on the front. Two-story gable addition on rear. Asphalt shingle roof. Interior blonde brick chimney. Palladian window in front gable end. Asphalt shingle siding on east side that imitates brick; vinyl siding elsewhere. Most window openings have been covered; remaining have modern 1/1 windows. Front addition is open on the first floor to form a porch and it has square vinyl sided columns and enclosed vinyl sided balustrade. Rock-faced concrete block foundation. 2 X 3 bays. Gable front house type. Resource considered non-contributing due to multiple materials modifications, multiple additions and a number of window openings have been covered; no longer retains historic architectural integrity.

1 non-contributing building (NC)

### 343. LEWIS STREET, residential (KA-6289)

date: c. 1920

description: Similar to previous house, 1421 Lewis Street. Two-story, front gable house. Two interior red brick chimneys. Asphalt shingle roof. Vinyl siding. Modern windows; many of the window and door openings have been covered with plywood. Two-story, hip roof, full length, front porch: first floor has painted square brick columns and an enclosed painted brick balustrade with painted cap; second floor has wrought iron posts and railing. Two-story rear addition. Rear corner porch. Concrete foundation. 2 X 2 bays. Gable front house type. Resource considered non-contributing due to multiple materials modifications, many openings have been covered with wood, and two-story rear addition added; no longer retains historic architectural integrity.

1 non-contributing building (NC)

#### A. Garage and secondary apartments

date: c. 1930

description: Two-story, side gable, apartment building and converted garage. Three garage bays have been infilled with brick. Asphalt shingle roof. Red brick facade. Window and door openings have been infilled with plywood. Modern wood entrance deck. Brick foundation. 2 X 2 bays. Resource considered non-contributing due to garage bay infill, many openings have been covered with wood and non-original wood entrance deck; no longer retains historic architectural integrity.

1 non-contributing building (NC)

### 344. LEWIS STREET, residential (KA-6290)

#### Apartment Building

date: c. 1930

description: Two-story, flat roof, apartment building. Stone coping. Tan brick facade with quoining. Metal casement windows with brick sills. Main entrance door covered with a metal canopy supported by wrought

United States Department of the Interior  
National Park Service

## National Register of Historic Places Continuation Sheet

Section number 7 Page 108

East End Historic District (Boundary Increase)

Kanawha County, WV

iron posts. Wrought iron railing alongside the steps. Glass block panel above entrance door. Brick foundation. 5 X 2 bays.  
1 contributing building (C)

### 345. 1513 LEWIS STREET, residential (KA-6291)

#### Apartment Building

date: c. 1930

description: Large two-story, flat roof, apartment building with central projecting, two-story, entrance bay flanked by two-story porches. Stepped parapet on the sides. Red brick chimneys. Red brick facade with brick diamond accents. 1/1 windows with brick lintels and sills; some of the openings are covered with plywood. Front entrance door has a stucco semi-lunette hood and a brick surround. Porches have two-story tall square brick columns and enclosed sided balustrade; one of the porches on the second floor has been infilled with siding and paired 1/1 windows with shutters. Brick foundation. 3 bays wide.

1 contributing building (C)

### 346. 1517 LEWIS STREET, residential (KA-6292)

#### Apartment Building

date: c. 1930

description: Two-story, flat roof, apartment building. Stone coping. Stepped parapet on the side. Variegated brick facade of red and brown bricks. Brick detailing at cornice level. 1/1 windows. Building a series of projecting blocks with a central projecting entrance bay with entrance door topped with a curved metal canopy. The entrance bay is flanked by one bay with second floor balconies with wrought iron railings and an additional bay on the west side with a bow window on the first floor and a tripartite corner window on the second floor. Brick foundation. 4 X 4 bays. Art Moderne style.

1 contributing building (C)

### 347. 1519 LEWIS STREET, residential (KA-6293)

date: c. 1920

description: Two-story, front gable duplex with front gable dormers on the side. Asphalt shingle roof. Partially exposed red brick chimney on the west side. Front gable end has paired 1/1 windows and stucco facade. Red brick facade. 1/1 windows. One-story, front gable, full length, front porch with square brick columns and an enclosed brick balustrade with cap. Projecting three-sided bay on the east side. Brick foundation. 2 X 3 bays. Four Square house type.

1 contributing building (C)

#### A. Garage apartment

date: c. 1920

description: Two-story, four bay garage. Stucco facade and foundation.

1 contributing building (C)



United States Department of the Interior  
National Park Service

## National Register of Historic Places Continuation Sheet

Section number        7        Page        109

East End Historic District (Boundary Increase)

Kanawha County, WV

### 348. 1521 LEWIS STREET, residential (KA-6294)

date: c. 1920

description: Two-story, front gable house with front gable dormers on the side. Partial return cornice. Red clay tile roof with finial cresting. Variegated brick facade with red and brown bricks. Novelty windows with stone lintels and sills; many are paired and one tripartite window on the front porch. One-story, hip roof, full length, front porch with battered square brick columns with stone accents and an enclosed brick balustrade with stone cap and accents. Entrance door has novelty sidelights. Rear porch. Brick foundation. 2 X 3 bays. Gable front house type with Craftsman detailing.

1 contributing building (C)

#### A. Garage

date: c. 1920

description: One-story, front gable, two bay garage. Asphalt shingle roof. Brick facade. One garage bay has been infilled with concrete block, a smaller garage door and a man door.

1 contributing building (C)

### 349. 1523 LEWIS STREET, residential (KA-6295)

date: c. 1920

description: Two-story, hip roof house with hip dormers. Two red corbeled brick chimneys. Red clay tile roof with finial cresting. Dormers have stucco facade and paired 1/1 windows. Red brick facade. Modern 1/1 windows; many are paired and there is a tripartite window on the front porch. Windows have stone lintels and sills. One-story, hip roof, three-quarter length, front porch with square brick columns with stone accents and enclosed brick balustrade with stone accents and cap. Projecting three-sided bay on west side with half-timbering and stucco. Brick foundation. 2 X 2 bays. Four Square house type with Craftsman detailing.

1 contributing building (C)

### 350. 1525 LEWIS STREET, residential (KA-6296)

date: c. 1920

description: Two-story, front gable house. Two red brick chimneys. Asphalt shingle roof. Front gable end has wood board and batten siding and paired wood 6/1 windows. Red brick facade. Wood 6/1 windows; some with shutters and all have stone sills. One-story, hip roof, three-quarter length, front porch with gable entrance pediment and square brick columns and an enclosed brick balustrade with stone cap. Tripartite window on front porch and on east side. Brick foundation. 2 X 3 bays. Gable front house type with Colonial Revival detailing.

1 contributing building (C)

### 351. 1527 LEWIS STREET, residential (KA-6297)

United States Department of the Interior  
National Park Service

## National Register of Historic Places Continuation Sheet

Section number 7 Page 110

East End Historic District (Boundary Increase)

Kanawha County, WV

date: c. 1925

description: Tall two-story, side gable house with front gable dormers on the front. Partial return cornice. Asphalt shingle roof. Tan brick chimneys. Tan brick facade. Wood 6/1 windows with brick lintels and sills; paired on the front. One-story, hip roof, three-quarter length, front porch: west side is enclosed with multi-paned windows and has enclosed brick balustrade; east side has square wood columns. Two-story rear wing. Brick foundation. 2 X 4 bays. Colonial Revival style.

1 contributing building (C)

### 352. 1529 LEWIS STREET, residential (KA-6298)

date: c. 1925

description: Two-story, front gable house with shed roof dormers on the side. Asphalt shingle roof. Two red brick chimneys. Red brick facade. Novelty windows with brick lintels and stone sills; tripartite window on front porch. One-story, hip roof, full length, front porch with paired square wood posts that sit on square brick piers and an enclosed brick balustrade with brick panels. Enclosed one-story, rear porch. Brick foundation. 2 X 3 bays. Gable front house type with Craftsman detailing.

1 contributing building (C)

### 353. 1531 LEWIS STREET, residential (KA-6299)

date: c. 1920

description: One and one-half-story, side gable house with central shed roof dormer on the front. Interior red brick chimney. Asphalt shingle roof. Wood shingles on the dormer and on the second floor. Red brick facade first floor - possibly a veneer. Wood 9/1 windows with stone sills; paired on the front. One-story, front gable, entrance porch with square wood columns on brick piers and wrought iron railing. Brick foundation. 3 X 2 bays. Bungalow house type with Colonial Revival detailing.

1 contributing building (C)

### 354. 1533 LEWIS STREET, residential (KA-6300)

date: c. 1920

description: Two-story, clipped gable house with large clipped gable dormer on the east side of the front. Interior red brick chimney. Asphalt shingle roof. Dormer has paired wood 6/1 windows with shutters, exposed rafter tails and aluminum siding. Red brick and aluminum siding facade. 8/1 windows with stone sills. Shed roof, entrance roof is cantilevered from the main roof. One-story, shed roof, enclosed rear porch. Rock-faced concrete block foundation. 2 X 2 bays. Bungalow house type.

1 contributing building (C)

### 355. 1535 LEWIS STREET, residential (KA-6301)

date: c. 1920

United States Department of the Interior  
National Park Service

## National Register of Historic Places Continuation Sheet

Section number 7 Page 111

East End Historic District (Boundary Increase)

Kanawha County, WV

description: One-story, front facing "L" house. Asphalt shingle roof. Stucco facade and foundation. Modern windows; picture window on the front. One-story, shed roof, entrance porch has enclosed entryway with a recessed porch area with wrought iron railing. Shed roof entrance bay on the east side. 3 X 1 bays. Bungalow house type.

1 contributing building (C)

### A. Secondary apartment/garage

date: c. 1920

description: Two-story, hip roof garage/secondary apartment. Red brick chimney. Stucco facade and foundation. Exterior wood stair and porch.

1 contributing building (C)

### 356. 1547 LEWIS STREET, residential (M40)

date: c. 2005

description: Two-story, side gable house with projecting front gable on the front and an attached one-story, one bay garage. Asphalt shingle roof. Vinyl siding and red brick on the front porch. Multi-paned windows. One-story, hip roof, entrance porch with square wood posts and slatted balustrade. Resource outside the Period of Significance (POS).

1 non-contributing building (NC)

### 357. 1549 LEWIS STREET, residential (M41)

date: c. 2005

description: Two-story, front gable house with attached one-story, one bay garage. Asphalt shingle roof. Vinyl siding and red brick on front porch. Modern 6/6 windows. One-story, shed roof, front porch with gable entrance pediment, square wood posts and slatted balustrade. Resource outside the Period of Significance (POS).

1 non-contributing building (NC)

### 358. 1551 LEWIS STREET, residential (KA-6302)

#### Apartment Building

date: c. 1925

description: Two-story, hip roof, apartment building with wall gables on the side. Red brick chimneys. Asphalt shingle roof. Red brick facade. Novelty and 1/1 windows. Two-story, clipped front gable, entrance portico with solid center bay flanked by porches. All the porches have two-story tall square brick columns: first floor has enclosed brick balustrades with cap; second floor has enclosed wood shingled balustrade. Brick foundation. 3 X 6 bays.

1 contributing building (C)

### 359. 1555 LEWIS STREET, residential (KA-6303)

United States Department of the Interior  
National Park Service

## National Register of Historic Places Continuation Sheet

Section number 7 Page 112

East End Historic District (Boundary Increase)

Kanawha County, WV

### Apartment Building

date: c. 1930

description: Two-story, flat roof, apartment building. Stone coping. Corbeled brick cornice. Red brick facade. Center entrance bay projects and has flat roof canopies over entrance doors. Modern slider windows. Modern wood deck on front with wood steps and brick decking. Brick foundation. 3 X 7 bays. Art Moderne style.

1 contributing building (C)

### 360. 1557 LEWIS STREET, residential (KA-6304)

date: c. 1925

description: Two-story, rear facing "L" house with central inset front gable dormer. Exposed brick chimney on the west side. Asphalt shingle roof. Stucco facade. 1/1 windows with plain surrounds. One-story, hip roof, full length, front porch with stucco square columns and an enclosed stucco balustrade. Two-story rear addition has asbestos shingle siding. Rear porch. Stucco foundation. 2 X 1 bays. Gabled ell house type. Resource considered non-contributing due to addition of two-story rear addition; no longer retains historic architectural integrity.

1 non-contributing building (NC)

#### A. Garage

date: unknown

description: One-story, front gable garage. Resource considered non-contributing as primary resource is non-contributing.

1 non-contributing building (NC)

### 361. 1561 LEWIS STREET, residential (M42)

date: c. 1985

description: Two-story, side gable house. Asphalt shingle roof. Fiberglass shingles and red brick facade. 6/1 and picture windows. Metal canopy with wrought iron posts and railing over entrance door. Concrete foundation. Resource outside the Period of Significance (POS).

1 non-contributing building (NC)

### 362. 1563 LEWIS STREET, residential (M43)

date: c. 1985

description: Two-story, side gable house. Asphalt shingle roof. Aluminum siding. 1/1 windows. Metal canopy over entrance door. Concrete block foundation. Resource outside the Period of Significance (POS).

1 non-contributing building (NC)

### 363. 1565 LEWIS STREET, residential (M44)

date: c. 1985

United States Department of the Interior  
National Park Service

## National Register of Historic Places Continuation Sheet

Section number 7 Page 113

East End Historic District (Boundary Increase)

Kanawha County, WV

description: Two-story, side gable house. Asphalt shingle roof. Painted concrete block facade; fiberglass shingles on front, second floor. Metal canopy over entrance door. Concrete block foundation. Resource outside the Period of Significance (POS).

1 non-contributing building (NC)

### 364. 1567-1569 LEWIS STREET, residential (M45)

#### Apartment Building

date: c. 2000

description: Two-story, shallow side gable, apartment house. Asphalt shingle roof. Variegated brick facade. Modern slider windows. Each two units has a flat roof, metal canopy supported by wrought iron posts on a stone veneer deck. Concrete foundation. Resource outside the Period of Significance (POS).

1 non-contributing building (NC)

### MAXWELL STREET

### 365. 405 MAXWELL STREET, commercial (KA-6373)

#### Broo Alexa Construction

date: c. 1925

description: House converted to commercial use. Two-story, hip roof house made up of three blocks, each set back from the other. Asphalt shingle roof. Horizontal wood siding. 9/9 windows; paired and tripartite. One-story, hip roof corner entrance porch that wraps around to the north side and has arched openings and square sided columns on an enclosed sided balustrade. Two-story, projecting bay on north side with first floor three-sided. Brick foundation. 3 X 3 bays. Bungalow house type.

1 contributing building (C)

### 366. 407 MAXWELL STREET, residential (KA-6374)

date: c. 1925

description: Two-story, clipped gable roof house. Asphalt shingle roof. Interior parged chimney. Stucco facade and foundation. Modern 1/1 and slider windows; most are paired. Barrel vault gable pediment over central novelty entrance door. 3 X 3 bays.

1 contributing building (C)

### 367. 406 MAXWELL STREET, residential (KA-6375)

date: c. 1925

description: Two-story, front gable house. Asphalt shingle roof. Interior red brick chimney. Wood shingles and knee braces in gable end. Cove siding with frieze and corner boards. Vertical 3/1 windows with simple surrounds; tripartite on front. One-story, hip roof, full length, front porch with slightly battered paired square wood posts on an enclosed wood shingled balustrade; some of the shingles are fishscale style. Projecting

United States Department of the Interior  
National Park Service

## National Register of Historic Places Continuation Sheet

Section number 7 Page 114

East End Historic District (Boundary Increase)

Kanawha County, WV

bay on north side. Rock-faced concrete block foundation. 2 X 3 bays. Gable front house type with Craftsman detailing.

1 contributing building (C)

### 368. 505 MAXWELL STREET, residential (KA-6376)

date: c. 1910

description: Tall two-story, clipped front gable house. Interior blonde brick chimney. Asphalt shingle roof. Paired multi-paned windows and knee braces in gable end. Clapboard siding with corner boards. 9/1 and 1/1 windows; paired on the front; tripartite on the front porch. The front second floor windows are paired and have front gable canopies over them supported by spoked knee braces. One-story, hip roof, full length, front porch with central front gable pediment and battered paired square wood posts on an enclosed blonde brick balustrade with painted stone cap. Half-timbering in gable pediment on porch. Rear enclosed porch. Blonde brick foundation. 2 X 3 bays. Gable front house type with Craftsman detailing.

1 contributing building (C)

#### A. Garage

date: c. 1910

description: One-story, clipped front gable roof garage. Asphalt shingle roof. Knee braces in gable end. Exposed rafter tails. Clapboard siding with corner boards. Concrete block foundation. 1 X 2 bays.

1 contributing building (C)

### 369. 507 MAXWELL STREET, residential (KA-6377)

date: c. 1915

description: Tall two-story, front gable house with shed dormers on the side. Asphalt shingle roof. Partial return cornice. Interior red brick chimney. Vinyl siding. Modern 1/1 windows; paired in gable end. One-story, hip roof, three-quarter length, front porch with unusual square battered posts and an enclosed paneled wood balustrade. Rock-faced concrete block foundation. 2 X 3 bays. Gable front house type.

1 contributing building (C)

#### A. Garage

date: c. 1915

description: One-story, front gable garage. Asphalt shingle roof. Vinyl siding.

1 contributing building (C)

### 370. 509 MAXWELL STREET, residential (KA-6378)

date: c. 1920

description: Two-story, front gable house. Asphalt shingle roof. Spoked knee braces in gable end. Partially exposed red brick chimney on north side. Vinyl siding. Vertical 3/1 windows; tripartite on the front. One-story, hip roof, front porch with paneled square wood columns on brick piers and an enclosed brick

United States Department of the Interior  
National Park Service

## National Register of Historic Places Continuation Sheet

Section number 7 Page 115

East End Historic District (Boundary Increase)

Kanawha County, WV

balustrade with rusticated stone cap. Entrance door has divided sidelights. Brick foundation. 2 X 3 bays. Gable front house with Craftsman detailing.

1 contributing building (C)

### A. Garage

date: c. 1920

description: One-story, front gable garage. Asphalt shingle roof. Vinyl siding. One garage bay.

1 contributing building (C)

### B. Secondary apartment building

date: c. 1925

description: Two-story, flat roof, apartment building. Stone coping. Stepped parapet on the front. Red brick facade. Vertical 3/1 windows. Brick foundation. 3 X2 bays.

1 contributing building (C)

### 371. 511 MAXWELL STREET, residential (KA-6379)

date: c. 1920

description: Large two-story, side gable house with large central front gable dormer on the front. Red clay tile roof with finial cresting. Partially exposed brick chimney on south side. Front dormer has knee braces, a stucco facade and three 6/1 windows. Brick facade with stone accents. 6/1 windows with stone sills; some are paired and some are tripartite including on the front porch. Knee braces in gable ends. One-story, front gable, three-quarter length, front porch with battered square brick columns with stone accents and an enclosed brick balustrade with stone cap. Raised brick panels in balustrade. Projecting bay on south side. Brick foundation. 2 X 5 bays. Craftsman style.

1 contributing building (C)

### 372. 513 MAXWELL STREET, residential (KA-6380)

date: c. 1925

description: One and one-half-story, side gable house with large central shed dormer on the front with a gable pediment on the front on the north end. Knee braces and exposed rafter tails on the dormer. Knee braces in the gable ends. Asphalt shingle roof. Interior red brick chimney. Red brick facade. Vertical 3/1 windows with brick lintels and stone sills; some are paired. One-story, shed roof, three-quarter length, front porch with end squat paired slightly battered square wood posts on tall brick piers with stone caps and slightly battered square wood posts and an enclosed brick balustrade with stone cap; raised brick panels with stone accents in balustrade. Brick foundation. 2 X 3 bays. Craftsman style.

1 contributing building (C)

### A. Garage

date: c. 1925

description: One-story, front gable garage. Asphalt shingle roof. Red brick facade and foundation.

1 contributing building (C)

United States Department of the Interior  
National Park Service

## National Register of Historic Places Continuation Sheet

Section number 7 Page 116

East End Historic District (Boundary Increase)

Kanawha County, WV

### 373. 515 MAXWELL STREET, residential (KA-6381)

date: c. 1915

description: Two-story, front gable house. Interior brick chimney. Asphalt shingle roof. Asbestos shingle siding. 1/1 windows with simple surrounds; tripartite on the front porch and some are paired. Two-story, hip roof, projecting front porch with square wood posts and an enclosed balustrade on both floors. Brick foundation. 2 X 4 bays. Gable front house type.

1 contributing building (C)

### 374. 517 MAXWELL STREET, residential (KA-6382)

date: c. 1930

description: Two-story, hip roof duplex. Central red brick chimney. Asphalt shingle roof. Red brick facade. 6/1 windows with brick sills; shutters on the front of the second floor. One-story, shed roof, full length, front porch with square brick columns and wrought iron railing. Three-sided projecting bay on each side. Faux stone veneer covers foundation. 2 X 2 bays. Four Square house type. Brick may be a veneer.

1 contributing building (C)

### 375. 519 MAXWELL STREET, residential (KA-6383)

date: c. 1925

description: One and one-half-story, side gable house with large central shed dormer on the front. Partially exposed red brick chimney on the south side. Asphalt shingle roof. Vinyl siding on the second floor; red brick facade on the first floor. Modern 1/1 and slider windows. Windows have painted stone sills. Full length, front porch within roof overhang has square brick columns and spindled balustrade. Projecting bay on south side. Modern exterior wood stair and landing on rear. Enclosed rear porch. Brick foundation. 3 X 2 bays. Bungalow house type.

1 contributing building (C)

#### A. Garage

date: c. 1925

description: One-story, front gable garage. Asphalt shingle roof. Vinyl siding.

1 contributing building (C)

### 376. 521 MAXWELL STREET, residential (KA-6384)

date: c. 1920

description: Two-story, hip roof house. Red clay tile roof with finial cresting. Partially exposed buff brick chimney on the north side. Buff brick facade. Modern 1/1 windows; tripartite on front porch and some paired. Windows have stone lintels and sills. One-story, hip roof, three-quarter length, front porch with gable entrance pediment and square brick columns and an enclosed brick balustrade. Pediment has partial



United States Department of the Interior  
National Park Service

## National Register of Historic Places Continuation Sheet

Section number 7 Page 117

East End Historic District (Boundary Increase)

Kanawha County, WV

return cornice and half-timbering and stucco. One-story rear addition of brick. Brick foundation. 2 X 4 bays. Four Square house type.

1 contributing building (C)

### 377. 523 MAXWELL STREET, residential (KA-6385)

date: c. 1920

description: Two-story, side gable house with a large central shed dormer on the front. Central interior parged chimney. Asphalt shingle roof. Stucco facade and foundation. Modern 6/6 windows with stucco sills. One-story, full length, front porch within roof overhang and it has oversized stucco round columns on a concrete deck. Two entrance doors. Large gable, two-story, stucco, rear addition. 3 X 2 bays. Bungalow house type.

1 contributing building (C)

#### A. Garage

date: c. 1920

description: One-story, flat roof outbuilding. Stepped parapet on the sides. Stucco facade and foundation. Man door and two sets of modern paired windows.

1 contributing building (C)

### 378. 525 MAXWELL STREET, residential (KA-6386)

date: c. 1920

description: One and one-half-story, side gable house with central front gable dormer on the front and a shed dormer on the rear. Asphalt shingle roof. Knee braces on dormer and in gable ends. Weatherboard siding. Wood and modern 9/1 windows. Full length, front porch has been mostly enclosed with modern windows and siding; remainder has slightly battered square wood post on an enclosed balustrade. Rock-faced concrete block foundation. 2 X 4 bays. Bungalow house type.

1 contributing building (C)

### 379. 528A MAXWELL STREET, residential (KA-6387)

date: c. 1915

description: This house and the following two, 528B and 528C Maxwell Street, are set perpendicular to Maxwell Street and have their own small "street/alley" in front of the houses. The houses were built by the same person at the same time and are all very similar. One and one-half-story, side gable house with shed and front gable dormer on the front. Unusual stepped knee braces on dormer and in gable ends. Asphalt shingle roof. Decorative siding with floral cut-outs in front gable dormer. Weatherboard siding. Novelty windows; some are modern. One-story, full length, front porch within roof overhang and it has a gable entrance pediment, overhanging gable ends on each end, knee braces, square wood columns and a slatted wood balustrade. Brick foundation. 2 X 2 bays. Craftsman style.

1 contributing building (C)

United States Department of the Interior  
National Park Service

## National Register of Historic Places Continuation Sheet

Section number 7 Page 118

East End Historic District (Boundary Increase)

Kanawha County, WV

### 380. 528B MAXWELL STREET, residential (KA-6388)

date: c. 1915

description: This house and two others, 528A and 528C Maxwell Street, are set perpendicular to Maxwell Street and have their own small "street/alley" in front of the houses. The houses were built by the same person at the same time and are all very similar. One and one-half-story, side gable house with shed and front gable dormer on the front. Unusual stepped knee braces on dormer and in gable ends. Asphalt shingle roof. Partially exposed red brick chimney on the east side. Vinyl siding. Modern novelty windows. One-story, full length, front porch within roof overhang and it has a gable entrance pediment, overhanging gable ends on each end and is fully enclosed with windows and siding. Brick foundation. 2 X 2 bays. Craftsman style.

1 contributing building (C)

### 381. 528C MAXWELL STREET, residential (KA-6389)

date: c. 1915

description: This house and two others, 528A and 528B Maxwell Street, are set perpendicular to Maxwell Street and have their own small "street/alley" in front of the houses. The houses were built by the same person at the same time and are all very similar. One and one-half-story, side gable house with shed and front gable dormer on the front. Unusual stepped knee braces on dormer and in gable ends. Asphalt shingle roof. Partially exposed red brick chimney on the east side. Vinyl siding. Modern windows. Front porch has been altered: the east side is fully enclosed, the roof is a shed roof rather than within the roof overhang and the west side of the porch has sided square battered columns and an enclosed balustrade. Brick foundation. 2 X 2 bays. Craftsman style.

1 contributing building (C)

### 382. 526 MAXWELL STREET, residential (KA-6390)

date: c. 1910

description: Two-story, front gable house. Partially exposed red brick chimney on each side. Board and batten siding and three wood louvers in gable end. Asphalt shingle roof. Red brick facade. Modern 1/1 windows; small paired arched windows centrally located on front, second floor with stone arched lintels and sill. All windows have stone lintels and sills. One-story, full length, hip roof, front porch with gable entrance pediment and very battered square wood columns on tall brick piers with stone cap and enclosed red brick balustrade with stone cap. Enclosed two-story, rear porch. Brick foundation. 2 X 3 bays. Gable front house type.

1 contributing building (C)

#### A. 526 1/2 MAXWELL STREET, residential Apartment building

date: c. 1930

United States Department of the Interior  
National Park Service

## National Register of Historic Places Continuation Sheet

Section number 7 Page 119

East End Historic District (Boundary Increase)

Kanawha County, WV

description: Two-story, yellow brick, apartment building. Metal coping. Stepped parapet on the sides. Modern 1/1 windows with brick sills. Small projecting entrance bay with brick surround and small hip canopy over the entrance door. Brick foundation. 5 X 4 bays.

1 contributing building (C)

**383. 524 MAXWELL STREET, residential (KA-6391)**

date: c. 1915

description: Two-story, hip roof house with hip dormer on the front. Asphalt shingle roof. Two stucco chimneys; one on each side. Block modillions. Stucco facade and foundation. Modern 1/1 windows. One-story, three-quarter length, hip roof, front porch with square stucco columns and an enclosed stucco balustrade; porch has vinyl roof balustrade. Enclosed one-story, rear porch. One-story rear addition. 3 X 5 bays. Four Square house type.

1 contributing building (C)

**384. 522 MAXWELL STREET, residential (KA-6392)**

date: c. 1910

description: Two-story, front gable house. Asphalt shingle roof. Board and batten siding and four multi-paned windows in gable end. Exposed rafter tails. Partially exposed red brick chimney on each side. Red brick facade. Modern 1/1 and wood 9/1 windows with smooth stone sills. One-story, three-quarter length, front gable, front porch with paired square wood columns on tall brick piers with stone caps and an enclosed brick balustrade with stone cap; gable end has half-timbering and stucco in tympanum and vergework with cut-outs and central wood keystone. Entrance door flanked by short narrow multi-paned windows. Brick foundation. 2 X 4 bays. Gable front house with Craftsman detailing.

1 contributing building (C)

**385. 520 MAXWELL STREET, residential (KA-6393)**

date: c. 1910

description: Two-story, front gable house. Asphalt shingle roof. Partially exposed blonde brick chimney on each side. Gable end has half-timbering and stucco facade and knee braces. Blonde brick facade. Modern 1/1 windows with stone lintels and sills. Paired windows on the east side of the front, second floor, have gable pediment over them which matches gable end and front porch gable pediment. Three-sided projecting bay on east side. One-story, hip roof, three-quarter length, front porch with square brick columns and an enclosed brick balustrade with stone cap and raised brick accents. Two-story, rear addition. Brick foundation. 2 X 3 bays. Gable front house type with Craftsman detailing.

1 contributing building (C)

**A. Garage**

date: c. 1910

United States Department of the Interior  
National Park Service

## National Register of Historic Places Continuation Sheet

Section number 7 Page 120

East End Historic District (Boundary Increase)

Kanawha County, WV

description: One-story, front gable, two bay garage. Asphalt shingle roof. Exposed rafter tails. Clapboard siding. 1/1 windows.

1 contributing building (C)

### 386. 518 MAXWELL STREET, residential (KA-6394)

date: c. 1920

description: Two-story, side gable house with central inset shed roof dormer on the front. Partially exposed red brick chimney on each side. Asphalt shingle roof. Red brick facade. Modern 1/1 windows; paired on the front. Short tripartite windows centrally located on the front, second floor, with stone lintels and sills. All windows have stone lintels and sills. One-story, three-quarter length, hip roof, front porch with square brick columns and an enclosed brick balustrade with stone cap; porch has fabric awnings. One-story, rear enclosed porch. Brick foundation. 2 X 4 bays.

1 contributing building (C)

#### A. Garage

date: c. 1920

description: One-story, front gable garage. Asphalt shingle roof. Painted horizontal board siding. Knee braces.

1 contributing building (C)

### 387. 516 MAXWELL STREET, residential (KA-6395)

date: c. 1915

description: Two-story, front gable house. Chimneys removed. Asphalt shingle roof. Vinyl siding. Modern 1/1 windows; tripartite on the front porch and paired on the side. One-story, hip roof, three-quarter length, front porch with battered square wood posts on an enclosed sided balustrade. Small entrance on the west side. Rear porch with turned posts and lattice. Brick foundation. 2 X 3 bays. Gable front house type. Resource considered non-contributing due to multiple materials modifications; no longer retains historic architectural integrity.

1 non-contributing building (NC)

#### A. Garage

date: c. 1915

description: One-story, front gable garage. Asphalt shingle roof. Vinyl siding. Resource considered non-contributing as primary resource is non-contributing.

1 non-contributing building (NC)

### 388. 514 MAXWELL STREET, residential (KA-6396)

date: c. 1915

description: Broad two-story, side gable house with central shed dormer on the front. Dormer has two sets of tripartite novelty 8/1 windows. Exposed rafter tails on front roof eave. Asphalt shingle roof. Partially

United States Department of the Interior  
National Park Service

## National Register of Historic Places Continuation Sheet

Section number 7 Page 121

East End Historic District (Boundary Increase)

Kanawha County, WV

exposed red brick chimney on the west side. Weatherboard siding. Novelty 8/1 windows; many are paired and all have simple surrounds. One-story, full length, front porch within roof overhang and it has arched vergework, slightly battered square wood shingled columns and an enclosed wood shingled balustrade. Rear porch. Molded concrete block foundation. 2 X 3 bays. Bungalow house type.

1 contributing building (C)

### A. Secondary apartment building

date: c. 1915

description: Two-story, side gable, apartment building with end parapet walls. Exposed stucco chimney on east end. Asphalt shingle roof. Stucco facade and foundation. Novelty 8/1 windows and modern windows. 5 garage bays.

1 contributing building (C)

### 389. 512 MAXWELL STREET, residential (KA-6397)

date: c. 1910

description: Two-story, front gable house. Asphalt shingle roof. Interior red brick chimney. Shed canopy over window in gable end and on second floor supported by knee braces. Clapboard siding. 16/1 windows; tripartite on the front porch. One-story, hip roof, three-quarter length, front porch with arched openings, battered square sided columns and an enclosed sided balustrade. Two-story, rear porch; second floor enclosed. Brick foundation. 2 X 3 bays. Gable front house type with Craftsman detailing.

1 contributing building (C)

### A. Secondary apartment building

date: c. 1910

description: Two-story, side gable, apartment building with end parapet walls. Brick chimneys. Asphalt shingle roof. Stucco facade and foundation. 1/1 windows with stucco sills. 3 garage bays.

1 contributing building (C)

### 390. 510 MAXWELL STREET, residential (KA-6398)

date: c. 1920

description: One and one-half-story, side gable house with central shed dormer on the front. Metal roof. Vinyl siding. Modern 1/1 windows; with semi-lunette transoms on the front. Original front porch no longer extant; entrance door deeply recessed. Projecting bay on west side. Brick foundation. 3 X 2 bays. Bungalow house type originally. Resource considered non-contributing due to multiple materials modifications and front porch removal; no longer retains historic architectural integrity.

1 non-contributing building (NC)

### A. Garage

date: c. 1920

United States Department of the Interior  
National Park Service

## National Register of Historic Places Continuation Sheet

Section number 7 Page 122

East End Historic District (Boundary Increase)

Kanawha County, WV

description: One-story, front gable garage. Asphalt shingle roof. Vinyl siding. Modern windows. Resource considered non-contributing due to multiple materials modifications; no longer retains historic architectural integrity.

1 non-contributing building (NC)

### 391. 508 MAXWELL STREET, residential (KA-6399)

date: c. 1915

description: One and one-half-story, hip roof house with hip dormers. Two red brick chimneys. Asphalt shingle roof. Red brick facade. Modern 1/1 windows; tripartite on the front porch. Windows have stone lintels and sills. One-story, hip roof, full length, front porch with battered square wood columns on red brick piers and a vinyl sided balustrade. Enclosed rear porch. Rear addition. Brick foundation. 2 X 3 bays. Bungalow house type.

1 contributing building (C)

### 392. 506 MAXWELL STREET, residential (KA-6400)

date: c. 1950

description: Two-story, hip roof house with projecting front bay on west side of front. Asphalt shingle roof. Stucco facade with red brick veneer on the front. Modern casement and slider windows with brick and stucco sills; metal canopies on the front. Shed roof, entrance porch with square vinyl posts and railing. Stucco foundation. 2 X 4 bays. Resource considered non-contributing due to multiple materials modifications; no longer retains historic architectural integrity.

1 non-contributing building (NC)

### 393. 504 MAXWELL STREET, residential (KA-6401)

date: c. 1923

description: This house and the next two, 502 and 500 Maxwell Street, are all alike. One and one-half-story, side gable house with central large shed dormer on the front. Asphalt shingle roof. Exposed red brick chimney on west side. Knee braces in gable ends. Vinyl siding. Modern 1/1 and slider windows; with shutters on the front porch. One-story, full length, front porch with vinyl square posts and railing. Parged foundation; concrete block on front porch. 3 X 2 bays. Bungalow house type. Resource considered non-contributing due to multiple materials modifications; no longer retains historic architectural integrity.

1 non-contributing building (NC)

#### A. Garage

date: c. 1925

description: One-story, front gable garage. Asphalt shingle roof. Wood siding. Resource considered non-contributing as primary resource is non-contributing.

1 non-contributing building (NC)

### 394. 502 MAXWELL STREET, residential (KA-6402)

United States Department of the Interior  
National Park Service

## National Register of Historic Places Continuation Sheet

Section number 7 Page 123

East End Historic District (Boundary Increase)

Kanawha County, WV

date: c. 1920

description: This house and the one before and after it, 504 and 500 Maxwell Street, are all alike. One and one-half-story, side gable house with central shed dormer on the front. Knee braces on the dormer and in the gable ends. Asphalt shingle roof. Exposed red brick chimney on the west side. Three multi-paned windows in the dormer. Stucco facade and foundation. 6/1 and 4/1 windows; tripartite on the front porch. One-story, full length, front porch within roof overhang and it has battered square wood posts on wood paneled piers and slatted balustrade. 2 X 1 bays. Bungalow house type.

1 contributing building (C)

### A. Garage

date: c. 1920

description: One-story, front gable garage. Cove siding.

1 contributing building (C)

### 395. 500 MAXWELL STREET, residential (KA-6403)

date: c. 1920

description: This house and the previous two, 504 and 502 Maxwell Street, are all alike. One and one-half-story, side gable house with central shed dormer on the front. Exposed red brick chimney on the west side. Metal roof. Knee braces in the gable ends. Asbestos shingle siding and stucco in the gable ends and on the dormer. 4/4 windows; tripartite on the front porch. One-story, full length, front porch within roof overhang and it has square stucco columns on stucco piers and wrought iron railing. Enclosed rear porch. Stucco foundation. 2 X 4 bays. Bungalow house type.

1 contributing building (C)

### A. Garage

date: c. 1920

description: One-story, front gable garage. Asphalt shingle roof. Asbestos shingle siding.

1 contributing building (C)

## MCCLUNG STREET

### 396. 1602 MCCLUNG STREET, residential (KA-6348)

date: c. 1930

description: One and one-half-story, side gable house with central inset shed dormer with two windows. One interior red brick chimney; one partially exposed red brick chimney on the east side. Asphalt shingle roof. Stucco facade. 1/1 windows. One-story, shed roof, full length, fully enclosed, front porch. Rear porch. Brick foundation. 3 X 2 bays. Bungalow house type.

1 contributing building (C)

### 397. 1604 MCCLUNG STREET, residential (KA-6349)

United States Department of the Interior  
National Park Service

## National Register of Historic Places Continuation Sheet

Section number 7 Page 124

East End Historic District (Boundary Increase)

Kanawha County, WV

### La-Salle Apartments

date: 1930

description: Three-story, flat roof, apartment building. Stepped parapet on the side. Terra cotta tile coping. Metal primary cornice with central cartouche and finial cresting. Red brick corbeled accents just below cornice. Buff brick facade; brown brick accents on the front. 1/1 windows with brick sills; most are paired. Central date (1930) cartouche above third floor flanked by stone accent panels. First floor has central double entrance doors with stone surround that extends up to the middle of the second floor and has paired 1/1 windows and a stone surround with a central decorative keystone. Projecting bay windows flank entrance doors and have wrought iron roof balustrade balconies on second floor with divided entrance doors. Recessed brick accent panels above the second floor doors. Brick foundation. 3 X 7 bays. Art Deco detailing.

1 contributing building (C)

### 398. 1608 MCCLUNG STREET, residential (KA-6350)

date: c. 1915

description: One-story, front facing "L" house with additions infilling the ells. Interior red brick chimney. Asphalt shingle roof. Decorative cut-out vergework in gable ends. Modern board and batten wood siding. Modern slider windows; some with shutters. One-story, shed roof, enclosed entrance bay with entrance door flanked by fixed pane windows. Parged foundation. 2 X 4 bays. Gabled ell house type. Resource considered non-contributing due to multiple materials modifications and additions; no longer retains historic architectural integrity.

1 non-contributing building (NC)

### 399. 1612 MCCLUNG STREET, residential (KA-6351)

date: c. 1925

description: Two-story, hip roof house with hip dormers. Partially exposed red brick chimney on west side. Asphalt shingle roof. Exposed rafter tails. Dormers have paired 6/1 windows with the uppermost panes smaller than the lower. Red brick facade. Modern 1/1 windows with brick sills. One-story, hip roof, three-quarter length, enclosed front porch with square brick columns with stone caps and an enclosed brick balustrade with stone cap. Porch enclosed with T-111 siding and a variety of windows. Two-story, projecting addition on rear. Brick may be a later veneer. Brick water table. Brick foundation. 3 X 3 bays. Four Square house type.

1 contributing building (C)

#### A. Garage

date: c. 1925

description: One-story, flat roof garage. Brick facade.

1 contributing building (C)

### 400. 1614 MCCLUNG STREET, residential (KA-6352)



United States Department of the Interior  
National Park Service

## National Register of Historic Places Continuation Sheet

Section number 7 Page 125

East End Historic District (Boundary Increase)

Kanawha County, WV

date: c. 1925

description: One and one-half-story, side gable house with a large central front gable dormer on the front with three novelty windows and knee braces. Knee braces in gable ends. Asphalt shingle roof. Red brick facade. Novelty windows with painted rusticated stone sills. One-story, full length, front porch with square brick columns and an enclosed brick balustrade with painted rusticated stone cap. Raised brick panels in balustrade. Brick foundation. 2 X 2 bays. Bungalow house type.

1 contributing building (C)

### A. Garage

date: c. 1925

description: Shared garage. One-story, hip roof garage. Asphalt shingle roof. Brick facade. Two large wood and glass garage doors.

1 contributing building (C)

### 401. 1616 MCCLUNG STREET, residential (KA-6353)

date: c. 1925

description: Two-story, hip roof house with hip dormer on the front. Partially exposed red brick chimney on east side. Asphalt shingle roof. Paired windows in dormer. Red brick facade. 6/1 windows with brick sills; tripartite on front porch. One-story, hip roof, three-quarter length, front porch with square brick posts with stone caps and an enclosed brick balustrade with stone caps. Two entrance doors. Rear enclosed porch. Brick foundation. 3 X 3 bays. Four Square house type.

1 contributing building (C)

### 402. 1618 MCCLUNG STREET, residential (KA-6354)

#### Scyoc House

date: c. 1915

description: Large two-story, front gable house. Central red brick interior chimney. Metal roof. Gable end has curved vergework, stucco facade and paired novelty windows. Red brick facade. Novelty windows; paired on the front. Windows have painted rusticated stone lintels and sills; tripartite window on front porch. One-story, front gable, full length, front porch with square brick columns with painted rusticated stone caps and an enclosed brick balustrade with painted rusticated stone cap and decorative basketweave brick panels. Entrance door has undivided sidelights. Brick foundation. 2 X 3 bays. Gable front house type with some Craftsman detailing.

1 contributing building (C)

#### A. Secondary garage apartment

date: c. 1990

description: Two-story, hip roof garage apartment building. Asphalt shingle roof. Aluminum siding on second floor; parged concrete on first floor. Concrete covered with faux stone veneer on front. Two garage bays. 3 bays wide. Resource outside the Period of Significance (POS).

United States Department of the Interior  
National Park Service

## National Register of Historic Places Continuation Sheet

Section number        7        Page        126

East End Historic District (Boundary Increase)

Kanawha County, WV

1 non-contributing building (NC)

### **B. Secondary garage apartment**

date: c. 1990

description: Twin to above garage apartment but without the stone veneer and garage bays. Resource outside the Period of Significance (POS).

1 non-contributing building (NC)

### **403. 1633 MCCLUNG STREET, residential (KA-6355)**

date: c. 1920

description: One and one-half-story, side gable house with shed dormer on the front and rear and a projecting front gable dormer on the front on the east side. Front gable dormer has half-timbering and block modillions at the base. Partially exposed stucco chimney on west side. Asphalt shingle roof. Stucco facade and foundation. Modern 1/1, 6/1 and slider windows. One-story, cat slide shed roof, entrance porch with arched openings - all stucco. 3 X 1 bays. Tudor Revival style.

1 contributing building (C)

### **A. Secondary apartments/garage**

date: c. 1920

description: Two-story, side gable, secondary apartment building and garage. Interior parged chimneys. Shed dormers. Asphalt shingle roof. Parged facade and foundation. Three central arched openings on the first floor flanked by divided windows. Second floor porch with paired square wood posts on an enclosed balustrade.

1 contributing building (C)

### **404. 1631 MCCLUNG STREET, residential (KA-6356)**

date: c. 1915

description: One and one-half-story, side gable house with large central shed dormer on the front with an front gable dormer on the east end of the large dormer. Partially exposed red brick chimney on the west side. Partial return cornice. Red clay tile and asphalt shingle roof. Red brick facade. 9/1 windows with brick lintels and rusticated stone sills; tripartite on the front porch. One-story, full length, front porch with square brick columns and an enclosed brick balustrade with stone cap. Enclosed rear porch. Brick foundation. 2 X 3 bays. Bungalow house type.

1 contributing building (C)

### **A. Secondary apartments/garage**

date: c. 1915

description: Two-story, side gable, secondary apartment building and garage. Asphalt shingle roof. Stucco first floor; variety of siding on the second floor. Second floor porch with battered square wood posts on an enclosed balustrade. Stucco foundation.

1 contributing building (C)

United States Department of the Interior  
National Park Service

## National Register of Historic Places Continuation Sheet

Section number 7 Page 127

East End Historic District (Boundary Increase)

Kanawha County, WV

### 405. 1629 MCCLUNG STREET, residential (KA-6357)

date: c. 1920

description: One and one-half-story, side gable house with large central front gable dormer on the front. Knee braces and exposed rafter tails on dormer and gable ends. Asphalt shingle roof. Partially exposed red brick and stucco chimney on east side. Red brick first floor; stucco second floor. 6/1 windows with rusticated stone sills. One-story, full length, front porch with square brick columns and an enclosed brick balustrade with rusticated stone cap. Projecting bay on west side. Partially enclosed rear porch. Brick foundation. 2 X 2 bays. Bungalow house type.

1 contributing building (C)

#### A. Secondary apartments/garage

date: c. 1920

description: Two-story, flat roof with front parapet wall secondary apartments and garage building. Terra cotta tile coping. Stucco facade and foundation. Vertical 3/1 windows on second floor. Second floor porch with paired square wood posts on an enclosed balustrade.

1 contributing building (C)

### 406. 1627 MCCLUNG STREET, residential (KA-6358)

date: 1906

description: Steep two-story, front gable house. Asphalt shingle roof. Interior red brick chimneys. Knee braces in gable end. Wood shingles on second floor; clapboard siding on first floor. 9/1 windows with simple surrounds. Paired windows on second floor on the front with projecting front gable canopies over them supported by large knee braces. One-story, hip roof, three-quarter length, front porch with gable entrance pediment supported by knee braces; most of the porch is enclosed on the west side with siding and a gang of four 9/1 windows. East side of porch has slightly battered square wood post. Two-story, enclosed rear porch. Brick foundation. 2 X 3 bays. Gable front house type with Craftsman detailing.

1 contributing building (C)

#### A. Secondary apartments/garage

date: c. 1915

description: Two-story, side gable apartment building and garage. Asphalt shingle roof. Stucco facade. Second floor porch with square wood posts on an enclosed balustrade. Stucco foundation.

1 contributing building (C)

### 407. 1625 MCCLUNG STREET, residential (KA-6359)

date: c. 1920

description: One and one-half-story, side gable house with large central front gable dormer on the front. Shed roof dormer on the rear. Exposed buff brick chimney on east and west sides. Knee braces and exposed rafter tails on dormer and in gable end. Asphalt shingle roof. "Hardie" board plank siding. 6/1 windows

United States Department of the Interior  
National Park Service

## National Register of Historic Places Continuation Sheet

Section number 7 Page 128

East End Historic District (Boundary Increase)

Kanawha County, WV

with simple surrounds. Full length, front porch within roof overhang and it has square brick columns and an enclosed brick balustrade with stone cap. Projecting bay on west side. Stucco foundation. 2 X 3 bays.

Bungalow house type.

1 contributing building (C)

### 408. 1617 MCCLUNG STREET, residential (KA-6361)

#### Apartment Building

date: c. 1920

description: Two-story, rear facing "L" apartment building. Red clay tile roof. Partial return cornice. Partially exposed red brick end chimneys. Red brick facade. Modern 1/1 windows; tripartite on the front and some paired elsewhere. Gable broken pediment entrance surround with brick pilasters. Some decorative brick detailing above entrance. Brick foundation. 3 X 7 bays.

1 contributing building (C)

### 409. 1613 MCCLUNG STREET, residential (KA-6362)

date: c. 1920

description: One and one-half-story, side gable house with central large front gable dormer on the front. Partially exposed red brick chimney on the east side; interior red brick chimney. Metal roof. Knee braces on dormer and in gable ends. Red brick first floor; vinyl siding on second floor. Modern 6/6 and 4/4 windows; tripartite on front porch. One-story, full length, front porch within roof overhang with square brick columns and an enclosed brick balustrade with stone cap. Projecting bay on east side. Brick foundation. 2 X 3 bays. Bungalow house type.

1 contributing building (C)

#### A. Garage

date: c. 1920

description: Shared garage. One-story, front gable garage. Vinyl siding.

1 contributing building (C)

### 410. 1611 MCCLUNG STREET, residential (KA-6363)

date: c. 1920

description: One and one-half-story, side gable house with central front gable dormer on the front. Asphalt shingle roof. House originally had partially exposed brick chimneys on each side but they have been dismantled from the roof line up. Knee braces on dormer. Red brick facade. Modern 1/1 windows; tripartite on the front porch, paired in some locations. Full length, front porch within roof overhang with battered square brick columns and an enclosed brick balustrade with stone cap. Enclosed rear porch. Brick foundation. 2 X 3 bays. Bungalow house type. Roof appears to have been reconfigured some.

1 contributing building (C)

United States Department of the Interior  
National Park Service

## National Register of Historic Places Continuation Sheet

Section number 7 Page 129

East End Historic District (Boundary Increase)

Kanawha County, WV

### 411. 1609 MCCLUNG STREET, residential (KA-6364)

date: c. 1920

description: Two-story, rear facing "L" house with a two-story, front gable, projecting bay on the front, east side. One-story, hip roof, projecting by on the front, west side. Red brick chimneys. Asphalt shingle roof. Red brick facade with half-timbering and stucco on east projecting bay. 6/1 windows with brick sills. Central entrance door with semi-lunette brick hood and brick fanlight with stucco. Two enclosed, hip roof, entrance porches on the rear. Brick foundation. 3 X 3 bays. Tudor detailing.

1 contributing building (C)

#### A. Secondary apartment building

date: c. 1920

description: Two-story, flat roof, apartment building. Terra cotta tile coping. Vinyl siding and terra cotta block facade. Two second floor porches with modern wood posts and modern wood slatted balustrade. Resource considered non-contributing due to materials modifications and the addition of vinyl siding; no longer retains historic architectural integrity.

1 non-contributing building (NC)

### 412. 1607 MCCLUNG STREET, residential (KA-6365)

date: c. 1925

description: Twin to 1605 McClung Street. Two-story, front gable house. Interior red brick chimney. Asphalt shingle roof. Weatherboard siding. 9/1 windows. One-story, full length, shed roof, front porch with sided square columns and an enclosed sided balustrade. Brick foundation. 3 X 3 bays. Gable front house type.

1 contributing building (C)

### 413. 1605 MCCLUNG STREET, residential (KA-6366)

date: c. 1925

description: Twin to previous house, 1607 McClung Street. Two-story, front gable house. Interior red brick chimney. Asphalt shingle roof. Weatherboard siding. 1/1 and 9/1 windows. Full length, one-story, shed roof, front porch: east side has sided square columns and an enclosed sided balustrade; west side is enclosed with unpainted T-111 siding and a modern multi-pane window. Exterior wood stair and landing on west side. Brick foundation. 3 X 4 bays. Gable front house type.

1 contributing building (C)

### NANCY STREET

#### 414. 536 NANCY STREET, commercial (KA-6414)

Notary Public/Sweet's Grocery Store

date: c. 1925

United States Department of the Interior  
National Park Service

## National Register of Historic Places Continuation Sheet

Section number 7 Page 130

East End Historic District (Boundary Increase)

Kanawha County, WV

description: One-story, flat roof, commercial building - triangular shaped. Metal coping. Red brick and concrete block facade. Garage door, man door and two very narrow windows on front elevation. Concrete block foundation. 4 bays wide. Building may have been built in two different sections with the front being the most recent. Non-original doors and windows. Resource considered non-contributing due to non-original windows and doors and additions; no longer retains historic architectural integrity.

1 non-contributing building (NC)

### 415. 533 NANCY STREET, residential (KA-6415)

date: c. 1915

description: Two-story, front gable house. Asphalt shingle roof. Interior red corbeled brick chimney. End brackets. Painted wood shingles on the second floor; cove siding on the first floor. Vertical 3/1 windows with simple surrounds. One-story, front gable, three-quarter length, front porch with slightly battered square wood columns and slatted balustrade. End and center brackets in porch gable end. Parged foundation. 2 X 3 bays. Gable front house type.

1 contributing building (C)

#### A. Garage/apartments

date: c. 1915

description: Two-story, side gable garage/apartments. Red brick chimney. Asphalt shingle roof. Red brick facade. 1/1 windows with stone sills on second floor. Three garage bays on first floor.

1 contributing building (C)

### 416. 531 NANCY STREET, residential (KA-6416)

date: c. 1925

description: Two-story, clipped front gable house. Interior red brick chimney. Asphalt shingle roof. Exposed rafter tails. Vinyl siding. Vertical 3/1 windows. One-story, three-quarter length, hip roof, front porch with front gable entrance pediment, Tuscan columns and wrought iron railing. One-story, enclosed rear porch. Parged foundation. 2 X 4 bays. Gable front house type.

1 contributing building (C)

#### A. Garage

date: c. 1925

description: One-story, clipped front gable garage. Asphalt shingle roof. Wood siding.

1 contributing building (C)

### 417. 529 NANCY STREET, residential (KA-6417)

date: c. 1920

description: Two-story, front gable house. Asphalt shingle roof. Front gable has half-timbering and stucco facade with sunrise detailing, knee braces and paired multi-paned windows. Red brick facade. 1/1 windows with stone lintels and sills. One-story, front gable, enclosed, full length, front porch. Porch gable end has

United States Department of the Interior  
National Park Service

## National Register of Historic Places Continuation Sheet

Section number 7 Page 131

East End Historic District (Boundary Increase)

Kanawha County, WV

the same detailing as the main gable end. Two-story, rear addition. Brick foundation. 3 X 2 bays. Gable front house type with Craftsman detailing.

1 contributing building (C)

### A. Secondary apartment building

date: c. 1940

description: Two-story, flat roof, apartment building. Tan brick facade. Metal casement windows with brick sills. Gable canopy supported by end brackets over entrance door.

1 contributing building (C)

### 418. 527 NANCY STREET, residential (KA-6418)

date: c. 1915

description: Two-story, front gable house. Central interior red corbeled brick chimney. Asphalt shingle roof. Wood shingles on second floor; cove siding with corner boards on first floor. 1/1 windows with simple surrounds; shutters on front. One-story, front gable, three-quarter length, front porch with square painted brick columns and an enclosed painted brick balustrade with cap. Brick foundation. 2 X 3 bays. Gable front house type.

1 contributing building (C)

### A. Secondary apartment building

date: c. 1925

description: Two-story, side gable, secondary apartment building. Asphalt shingle roof. Stucco facade and foundation. Gable pediment over entrance door on end gable. Vertical 3/1 windows. Three apartment units. 2 X 1 bays.

1 contributing building (C)

### 419. 519 NANCY STREET, residential (KA-6419)

date: c. 1920

description: Two-story, front gable house. Asphalt shingle roof. Knee braces, stucco and paired 1/1 windows in gable end. Shed dormer on the south side. Partially exposed red brick chimney on the north side. Red brick facade. Modern 1/1 windows with stone lintels and sills; paired in many instances. One-story, modified hip roof, three-quarter length, front porch with battered square wood columns on tall brick piers with painted stone caps and an enclosed brick balustrade with painted stone cap. Brick foundation. 3 X 3 bays. Gable front house type with Craftsman detailing.

1 contributing building (C)

### A. Garage

date: c. 1920

description: Shared garage. One-story, hip roof, two bay garage. Asphalt shingle roof. Exposed rafter tails. Stucco facade and foundation. Gable pent roofs over each garage bay. 2 X 1 bays.

1 contributing building (C)

United States Department of the Interior  
National Park Service

## National Register of Historic Places Continuation Sheet

Section number 7 Page 132

East End Historic District (Boundary Increase)

Kanawha County, WV

### 420. 517 NANCY STREET, residential (KA-6420)

date: c. 1920

description: Very similar to previous house, 519 Nancy Street. Two-story, front gable house. Two red brick chimneys. Asphalt shingle roof. Gable end has knee braces, stucco and paired 1/1 windows. Red brick facade. Modern 1/1 windows with Roman grills and picture windows on the front porch; all windows have stone lintels and sills and some are paired. One-story, modified hip roof, three-quarter length, front porch with battered square wood posts on tall square brick piers with stone caps and an enclosed brick balustrade with stone cap. Projecting second floor bay on the south side with bow window with Roman grills. Brick foundation. 3 X 3 bays. Gable front house type with Craftsman detailing.

1 contributing building (C)

### 421. 515 NANCY STREET, residential (KA-6421)

date: c. 1920

description: One and one-half-story, side gable house with central large shed dormer on the front. Exposed red brick chimney on north side. Asphalt shingle roof. Spoked knee braces on dormer and in gable ends. Two pairs of modern vertical 4/1 windows and stucco facade on dormer. Stucco facade. Vertical 3/1 windows with painted stone sills; paired on the front porch and in some other locations. One-story, full length, front porch with square brick columns with stone caps and an enclosed brick balustrade. Porch has arched openings and brick basketweave panels in balustrade. Enclosed shed roof rear porch. Stucco foundation. 3 X 3 bays. Bungalow house type with Craftsman detailing.

1 contributing building (C)

### 422. 513 NANCY STREET, residential (KA-6422)

date: c. 1930

description: Two-story, clipped cross gable house with shed dormers on the side. Slate roof. Red brick chimney on the south side. Gable end has half-timbering and stucco, end brackets and three windows. Projecting square three-sided bay centrally located on the front with three 6/1 windows. Red brick facade. 6/1 windows with brick lintels and sills. One-story, shed roof, three-quarter length, front porch with scrolled brackets, paired square wood columns and slatted balustrade. Secondary semi-lunette entrance door on north side with stone hood. Brick foundation. 4 X 3 bays. Dutch Colonial Revival style with Craftsman and Tudor detailing.

1 contributing building (C)

#### A. Garage

date: c. 1930

description: One-story, flat roof garage. Parapet walls on the side with terra cotta tile coping. Two garage bays. Stucco facade.

1 contributing building (C)



United States Department of the Interior  
National Park Service

## National Register of Historic Places Continuation Sheet

Section number 7 Page 133

East End Historic District (Boundary Increase)

Kanawha County, WV

### 423. 511 NANCY STREET, residential (KA-6423)

date: c. 1920

description: One and one-half-story, side gable house with central shed roof dormer with central inset front gable dormer. Shed dormer on the rear also. Red brick chimney on the south side. Asphalt shingle roof. Knee braces, stucco and recessed balcony on dormer. Stucco facade and foundation. Modern casement and 9/9 windows; many with shutters. One-story, full length, front porch: enclosed on the south side; north side has stucco square columns and an enclosed stucco balustrade with painted cap. 2 X 3 bays. Bungalow house type.

1 contributing building (C)

#### A. Garage/apartments

date: c. 1920

description: Two-story, front gable garage/apartments. Asphalt shingle roof. Partial return cornice. Interior red brick chimneys. Stucco facade. Variety of windows. One garage bay. Rock-faced concrete block foundation.

1 contributing building (C)

### 424. 509 NANCY STREET, residential (KA-6424)

date: c. 1960

description: Two-story, hip roof duplex. Asphalt shingle roof. Red brick facade. Modern slider windows. Scalloped metal canopy supported by wrought iron posts acts as the front porch. Brick foundation. 2 X 3 bays.

1 contributing building (C)

#### A. Garage

date: c. 1960

description: One-story, hip roof, one bay garage. Asphalt shingle roof. Red brick garage.

1 contributing building (C)

### 425. 507 NANCY STREET, residential (KA-6425)

date: c. 1915

description: Two-story, front gable house with front gable dormers on the side. Partially exposed red brick chimney on each side. Slate roof. Partial return cornice. Gable end has siding and novelty tripartite window with the center window taller than the flanking windows. Red brick facade. 1/1 windows with stone lintels and sills. Front porch windows have novelty transoms. One-story, modified hip roof, front porch with square brick columns with stone caps and an enclosed brick balustrade with stone cap. Enclosed one-story rear porch with attached shed roof deck/porch. Brick foundation. 3 X 3 bays. Gable front house type.

1 contributing building (C)

#### A. Garage

United States Department of the Interior  
National Park Service

## National Register of Historic Places Continuation Sheet

Section number 7 Page 134

East End Historic District (Boundary Increase)

Kanawha County, WV

date: c. 1915

description: Shared garage. One-story, front gable, two bay garage. Asphalt shingle roof. Clapboard siding.

1 contributing building (C)

### 426. 505 NANCY STREET, residential (KA-6426)

date: c. 1915

description: Very similar to previous house, 507 Nancy Street. Two-story, front gable house with front gable dormers on the side. Partially exposed red brick chimney on each side. Slate roof. Partial return cornice. Gable end has siding and novelty tripartite window with the center window taller than the flanking windows. Red brick facade. 1/1 windows with stone lintels and sills. Front porch windows have novelty transoms. One-story, modified hip roof, front porch with square brick columns with stone caps and an enclosed brick balustrade with stone cap. Rear porch. Brick foundation. 3 bays wide. Gable front house type.

1 contributing building (C)

### 427. 503 NANCY STREET, residential (KA-6427)

date: c. 1920

description: One and one-half-story, side gable house with central front gable dormer on the front. Partially exposed red brick chimney on north side. Asphalt shingle roof. Dormer has spoked knee braces, wood shingles and three windows, the center window has a novelty upper sash. Spoked knee braces in gable ends. Red brick first floor; wood shingles on second floor. Novelty windows with stone sills. One-story, full length, front porch within roof overhang with battered square brick columns with stone caps and an enclosed brick balustrade with stone cap. Enclosed one-story, rear porch. Concrete foundation. 2 X 3 bays. Bungalow house type.

1 contributing building (C)

#### A. Garage

date: c. 1920

description: One-story, hip roof garage. Asphalt shingle roof. Exposed rafter tails. Concrete block facade and foundation.

1 contributing building (C)

### 428. 501 NANCY STREET, residential (KA-6428)

date: c. 1920

description: Very similar to the previous house, 503 Nancy Street. One and one-half-story, side gable house with central front gable dormer on the front. Partially exposed red brick chimney on the south side. Dormer has spoked knee braces, wood shingles and non-original modern bow window. Spoked knee braces in gable ends. Asphalt shingle roof. Red brick first floor; wood shingles on second floor. Modern 1/1 and bow

United States Department of the Interior  
National Park Service

## National Register of Historic Places Continuation Sheet

Section number 7 Page 135

East End Historic District (Boundary Increase)

Kanawha County, WV

windows with stone sills. Novelty windows extant on front porch. One-story, full length, front porch within roof overhang with battered square brick columns with stone caps and an enclosed brick balustrade with stone cap. Balustrades have raised brick panels with stone corner accents. Rear deck/porch attached to original one-story, enclosed rear porch. Concrete foundation. 3 X 3 bays. Bungalow house type.

1 contributing building (C)

### A. Garage

date: c. 1920

description: One-story, hip roof, one bay garage. Asphalt shingle roof. Rock-faced concrete block facade and foundation.

1 contributing building (C)

### 429. 407 NANCY STREET, residential (KA-6429)

date: c. 1915

description: Two-story, front gable house. Red clay tile roof. Partial return cornice. Partially exposed blonde brick chimney on the north side. Gable end has wood siding and two windows flanking a louver. Blonde brick facade. Modern 1/1 windows with stone lintels and sills. One-story, hip roof, full length, front porch with square blonde brick columns with stone caps and an enclosed brick balustrade with painted stone cap. One-story, enclosed, rear porch. Brick foundation. 2 X 3 bays. Gable front house type.

1 contributing building (C)

### A. Garage

date: c. 1920

description: One-story, front gable garage. Metal corrugated roof. Board and batten metal siding.

1 contributing building (C)

### 430. 405 NANCY STREET, residential (KA-6430)

#### Duplex

date: c. 1915

description: Two-story, front gable duplex. Interior red brick chimney. Red clay tile roof. Red brick facade. Modern 1/1 windows with stone lintels and sills. Two-story, hip roof, full length, front porch with square brick columns with stone caps and an enclosed brick balustrade with stone cap on both floors. Two-story, rear porch; second floor is enclosed. Brick foundation. 3 X 3 bays. Gable front house type.

1 contributing building (C)

### 431. 403 NANCY STREET, residential (KA-6431)

#### Apartment building

date: c. 1920

description: Two-story, front gable, apartment building with stepped parapet on the front. Asphalt shingle roof. Stone coping. Painted brick facade. Modern 6/6 and modern picture windows with stone sills; some

United States Department of the Interior  
National Park Service

## National Register of Historic Places Continuation Sheet

Section number 7 Page 136

East End Historic District (Boundary Increase)

Kanawha County, WV

of the openings have been infilled with siding and smaller windows. One garage bay on the front. Second story recessed porch; one of the porch openings have been infilled with plywood. Brick foundation. 2 bays wide. Resource considered non-contributing due to window modifications and partial infill of a porch; no longer retains historic architectural integrity.

1 non-contributing building (NC)

### 432. 404 NANCY STREET, residential (KA-6432)

date: c. 1925

description: Two-story, front gable house with front gable dormers on the side. Interior red brick chimney. Asphalt shingle roof. Vinyl siding. Modern 1/1 windows. One-story, front gable, three-quarter length, front porch with slightly battered square wood columns and an enclosed sided balustrade. Brick foundation. 3 X 2 bays. Gable front house type.

1 contributing building (C)

### 433. 406 NANCY STREET, residential (KA-6433)

date: c. 1925

description: Very similar to previous house, 404 Nancy Street. Two-story, front gable house with front gable dormers on the side. Two red brick chimneys. Asphalt shingle roof. Clapboard siding. Modern 1/1 windows. One-story, front gable, three-quarter length, front porch with modern Doric columns and modern slatted balustrade. Brick foundation. 3 X 3 bays. Gable front house type.

1 contributing building (C)

### 434. 408 NANCY STREET, residential (KA-6434)

date: c. 1925

description: Similar to previous two houses, 404 and 406 Nancy Street. Two-story, front gable duplex. Partially exposed red brick chimney on each side. Asphalt shingle roof. Projecting three-sided bay on south side. Vinyl siding. Wood 1/1 windows; some with metal canopies. One-story, shed roof, three-quarter length, front porch with gable entrance pediment, square wood columns and a wide slatted balustrade. Enclosed rear porch. Modern wood deck on rear. Brick foundation. 3 X 4 bays. Gable front house type.

1 contributing building (C)

### 435. 410 NANCY STREET, residential (KA-6435)

date: c. 1935

description: One-story, front gable house with gable addition on the front. Asphalt shingle roof. Vinyl siding. Modern 6/6 windows. Front addition serves as entrance. Concrete foundation. 4 X 3 bays. Resource considered non-contributing due to materials modifications and front addition; no longer retains historic architectural integrity.

1 non-contributing building (NC)

United States Department of the Interior  
National Park Service

## National Register of Historic Places Continuation Sheet

Section number 7 Page 137

East End Historic District (Boundary Increase)

Kanawha County, WV

### 436. 502 NANCY STREET, residential (KA-6436)

#### Old East End Fire House

date: c. 1920

description: Two-story, flat roof, garage/apartment building. Metal coping. Red brick facade. Modern 6/1 windows with brick lintels and smooth concrete sills. Some window openings on the side have been infilled with wood. Two garage bays on south end of front. Gable pediment over entrance door supported by scrolled end brackets. Wrought iron railing on second floor porch/balcony. Brick foundation. 4 X 2 bays. 1 contributing building (C)

### 437. 504 NANCY STREET, residential (KA-6437)

date: c. 1915

description: Two-story, front gable house with front gable dormers on the side. Interior red corbeled brick chimneys. Partial return cornice. Red clay tile roof. Board and batten siding and a gang of four, 1/1 windows in gable end. Red brick facade. Modern 1/1 windows with stone lintels and sills. One-story, front gable, three-quarter length, front porch with square brick end columns and intermediate round posts and an enclosed brick balustrade with stone cap. Balustrade has brick basketweave panels. Brick water table. 2 X 5 bays. Gable front house type with Craftsman detailing. 1 contributing building (C)

#### A. Secondary apartment building

date: c. 1915

description: Two-story, flat roof, apartment building with stepped parapet on the front with central gable. Stone coping. Red brick facade. Modern 1/1 windows with stone lintels and sills. Garage bay on first floor has been infilled with siding and man door. One-story, front gable, entrance bay with square brick columns with stone caps and an enclosed brick balustrade with stone cap. Brick foundation. 2 X 1 bays. 1 contributing building (C)

### 438. 506 NANCY STREET, residential (KA-6438)

date: c. 1915

description: Similar to previous house, 504 Nancy Street. Tall two-story, front gable house with shed dormers on the side. Partially exposed red brick chimney on north side. Red clay tile roof. Knee braces and three multi-paned windows in gable end - central window taller than the flanking windows. Red brick facade. 9/1 windows with brick surround with stone corner blocks; tripartite on the front. One-story, front gable, three-quarter length, front porch with large square brick columns with stone caps and accents and an enclosed brick balustrade with stone cap. Tympanum of porch gable has stucco facade and arched opening. Rear one-story, enclosed porch. Brick foundation. 2 X 3 bays. Gable front house type with Craftsman detailing.

1 contributing building (C)

United States Department of the Interior  
National Park Service

## National Register of Historic Places Continuation Sheet

Section number 7 Page 138

East End Historic District (Boundary Increase)

Kanawha County, WV

### A. Garage

date: c. 1915

description: One-story, front gable garage. Exposed rafter tails. Asphalt shingle roof. Brick and clapboard siding facade. 1 X 1 bays.

1 contributing building (C)

### 439. 512 NANCY STREET, residential (KA-6439)

date: c. 1915

description: Two-story, front gable house. Two red brick chimneys. Asphalt shingle roof. Exposed rafter tails. Gable end has stucco facade, knee braces and small paired windows. Red brick facade. 9/1 windows with smooth stone lintels and sills. One-story, front gable, front porch with square brick columns with stone caps and an enclosed brick balustrade with stone cap. Tympanum of porch gable matches main gable end but without the windows. Rear porch. Brick foundation. 2 X 3 bays. Gable front house type with Craftsman detailing.

1 contributing building (C)

### A. Garage/apartment building

date: c. 1915

description: Two-story, side gable garage/apartment building. Asphalt shingle roof. Stucco facade and foundation. One garage bay. Second floor overhangs first on alley side. Second floor porch on other side with square wood posts on an enclosed stucco balustrade.

1 contributing building (C)

### 440. 514 NANCY STREET, residential (KA-6440)

#### Duplex

date: c. 1930

description: Two-story, hip roof duplex. Interior red brick chimneys. Wide wood frieze band. Asphalt shingle roof. Red/orange brick facade. 1/1 windows with stone sills. Projecting two-story tall entrance portico with two-story tall square brick columns and enclosed stucco balustrades; second floor porch has been infilled with siding and modern 6/6 windows. Stucco foundation. 2 X 4 bays.

1 contributing building (C)

### 441. 516 NANCY STREET, residential (KA-6441)

#### Duplex

date: c. 1930

description: Twin to previous building, 514 Nancy Street. Two-story, hip roof duplex. Interior red brick chimneys. Wide wood frieze band. Asphalt shingle roof. Red/orange brick facade. 1/1 windows with stone sills. Projecting two-story tall entrance portico with two-story tall square brick columns; first floor has metal

United States Department of the Interior  
National Park Service

## National Register of Historic Places Continuation Sheet

Section number 7 Page 139

East End Historic District (Boundary Increase)

Kanawha County, WV

railing and second floor is enclosed with modern casement windows and stucco facade. Stucco foundation. 2 X 4 bays.

1 contributing building (C)

### A. Garage

date: c. 1940

description: One-story, front gable, one bay garage. Asphalt shingle roof. Weatherboard siding. Concrete foundation.

1 contributing building (C)

### 442. 518 NANCY STREET, residential (KA-6442)

date: c. 1910

description: Two-story, front gable house. Metal roof. Exposed red brick chimney on south side. Knee braces and paired 1/1 windows in gable end. Stucco facade. Modern 1/1 and slider windows; many with metal canopies. One-story, front gable, full length, front porch with square stucco and brick columns and a slatted balustrade. Stucco foundation. 3 X 2 bays. Gable front house type.

1 contributing building (C)

### A. Secondary apartment building

date: c. 1910

description: One-story, side gable, apartment building. Metal roof. Stucco facade and foundation. Modern slider windows. Semi-lunette entrance door and surround.

1 contributing building (C)

### 443. 520 NANCY STREET, residential (M70)

date: c. 1990

description: Two-story, front gable house. Asphalt shingle roof. Red brick first floor; aluminum siding second floor. 1/1 windows. Resource outside the Period of Significance (POS).

1 non-contributing building (NC)

### 444. 522 NANCY STREET, residential (KA-6443)

date: c. 1920

description: Two-story, flat roof house. Two chimneys. Wide decorative frieze band. Stucco facade. Modern 1/1 windows; tripartite on the front, second floor. Tripartite leaded glass windows on the front porch. One-story, hip roof, full length, front porch with square stucco columns and a wrought iron railing. Rear porch. Stucco foundation. 2 X 3 bays. Four Square house type.

1 contributing building (C)

### A. Lloyd Apartments

date: c. 1930

United States Department of the Interior  
National Park Service

## National Register of Historic Places Continuation Sheet

Section number 7 Page 140

East End Historic District (Boundary Increase)

Kanawha County, WV

description: Two-story, flat roof, apartment building. Terra cotta tile coping. Stepped parapet on sides. Diamond shaped louvers in cornice area. Stone panel in cornice area reads: "LLOYD - APTS." Variegated brick facade. Modern picture windows; with metal canopies on second floor. Three entrance doors centrally located on front with gable pent roofs. Brick foundation.  
1 contributing building (C)

### 445. 524 NANCY STREET, residential (KA-6444)

date: c. 1925

description: Two-story, hip roof house with hip dormers. Partially exposed red corbeled brick chimney on south side. Asphalt shingle roof. Dormer has paired vertical 3/1 windows. Wide wood frieze band. Red brick facade. Modern vertical 3/1 and 4/1 windows with stone sills; tripartite on the front porch. One-story, hip roof, full length, front porch with oversized square brick columns with stone caps and an enclosed brick balustrade with stone cap. Rear porch. Brick foundation. 2 X 2 bays. Four Square house type.

1 contributing building (C)

#### A. Garage

date: c. 1940

description: One-story, front gable, one bay garage. Asphalt shingle roof. Concrete block facade and foundation.

1 contributing building (C)

### 446. 526 NANCY STREET, residential (KA-6445)

date: c. 1920

description: One and one-half-story, side gable house with central front gable dormer on the front. Asphalt shingle roof. Red brick interior chimney. Dormer has stucco facade and three 1/1 windows. Red brick first floor; stucco facade second floor. Modern 1/1 windows. One-story, full length, front porch within roof overhang has square brick corbeled columns with stone caps. Stucco foundation. 2 X 2 bays. Bungalow house type.

1 contributing building (C)

#### A. Garage

date: c. 1940

description: One-story, front gable, one bay garage. Asphalt shingle roof. Concrete block facade and foundation.

1 contributing building (C)

### 447. 528 NANCY STREET, residential (KA-6446)

date: c. 1915

description: Two-story, front gable house. Asphalt shingle roof. Two interior red corbeled brick chimneys. Clapboard siding; wood shingles in gable end. Modern 1/1 windows with simple surrounds. One-story, hip



United States Department of the Interior  
National Park Service

## National Register of Historic Places Continuation Sheet

Section number 7 Page 141

East End Historic District (Boundary Increase)

Kanawha County, WV

roof, three-quarter length, front porch with square sided columns and an enclosed sided balustrade. Porch has arched openings. Concrete foundation. 2 X 3 bays. Gable front house type.  
1 contributing building (C)

### **448. 525 NANCY STREET, residential (KA-6540)**

date: c. 1920

description: This house and the previous two, 1574 Dixie and 1572 Dixie, are all very similar; differing only in the details. Two-story, side gable house with paired front gable dormers on the front and front gable dormer on the rear. Partially exposed red corbeled brick chimney on the east side. Asphalt shingle roof. Partial return cornice. Red brick facade. Modern windows with painted stone lintels and sills. One-story, front gable, full length, front porch with paired square battered wood posts on square brick piers with painted stone caps and an enclosed brick balustrade with stone cap. Two-story, shed roof wing on the rear with red brick first floor and vinyl sided second floor. Attached one bay red brick garage on rear. Brick foundation. 2 X 3 bays. Craftsman detailing.  
1 contributing building (C)

### **QUARRIER STREET**

### **449. 1329 QUARRIER STREET, commercial (KA-6110)**

**Ferro Products Corporation/Industrial Constructors Inc/The Moore Company Inc**

date: c. 1910

description: Large two-story, hip roof house with hip dormers. Converted to commercial use. Three interior blonde brick chimneys. Slate roof. Two-story, hip roof, projecting bay on the east side. Blonde brick facade. Modern 1/1 windows with stone lintels and sills; some are paired. One-story, hip roof, three-sided, projecting bay on the east side. Original front porch demolished and a two-story, flat roof, brick, commercial addition added to the front. First floor of addition partially below grade. Main entrance appears to be on the Bradford Street elevation. One-story, hip roof, rear porch with turned posts. Unknown bays due to addition. Four Square house type originally. Resource considered non-contributing due to multiple additions and the addition of modern windows; no longer retains historic architectural integrity.  
1 non-contributing building (NC)

### **450. 1327 QUARRIER STREET EAST, residential (KA-6305)**

date: c. 1910

description: Two-story, hip roof house with hip dormers. Multiple interior red brick chimneys. Slate roof. Narrow frieze board. Red brick facade. 1/1 windows with smooth stone lintels and sills; some are paired. Tripartite window on the front porch. One-story, hip roof, full length, front porch with Tuscan columns and turned spindled balustrade. Two-story, curved bay on west side. Rear porch with same components as the front. Stone foundation. 3 X 3 bays. Very large Four Square house type.

United States Department of the Interior  
National Park Service

## National Register of Historic Places Continuation Sheet

Section number 7 Page 142

East End Historic District (Boundary Increase)

Kanawha County, WV

1 contributing building (C)

### A. Garage

date: c. 1910

description: One-story, flat roof garage. Terra cotta tile coping. Rock-faced concrete block facade and foundation. Three garage bays.

1 contributing building (C)

### 451. 1325 QUARRIER STREET EAST, residential (KA-6306)

date: c. 1910

description: Two-story, hip roof house with front gable inset dormers on the front and sides. Asphalt shingle roof. Interior red brick chimneys. Wood primary cornice with dentiling. Red brick facade. 1/1 windows with stone lintels and sills. Projecting three-sided bay on front of second floor. Two-story, projecting, three-sided bay on east side. One-story, hip roof, three-quarter length, front porch with square wood columns and an enclosed stone picket and stucco balustrade. Projecting bay window on front porch. Enclosed rear, two-story porch with metal canopy on first floor. Stone foundation. 3 X 3 bays. Very large Four Square house type.

1 contributing building (C)

### 452. 1323 QUARRIER STREET EAST, residential (KA-6307)

date: c. 1910

description: Two-story, truncated hip roof house with hip dormers. Partially exposed tan brick chimney on east side. Slate roof. Scrolled brackets; most are paired. Tan brick facade. 1/1 windows with stone lintels and sills. Central three-sided projecting bay on front of second floor. One-story, hip roof, three-quarter length, front porch with scrolled brackets; front porch fully enclosed with siding and windows. One-story, hip roof, projecting three-sided bay on east side. Rear enclosed porch. Stone foundation. 3 X 3 bays. Four Square house type.

1 contributing building (C)

### A. Secondary apartments

date: c. 1910

description: Two-story, hip gable roof garage/apartments. Slate roof. Tan brick facade. Vertical 3/1 windows. Three garage bays. Second floor porch.

1 contributing building (C)

### 453. 1321 QUARRIER STREET EAST, commercial (KA-6308)

#### Joseph V. Rice, DDS

date: c. 1910

description: Two-story, truncated hip roof house with hip dormers converted to commercial use. Three leaded glass windows in dormer. Slate roof with finial cresting. Interior red brick chimney. Block

United States Department of the Interior  
National Park Service

## National Register of Historic Places Continuation Sheet

Section number 7 Page 143

East End Historic District (Boundary Increase)

Kanawha County, WV

modillions; most are paired. Red brick facade. 1/1 windows with painted stone sills. Projecting three-sided bay centrally located on front. One-story, hip roof, three-quarter length, front porch with paired square wood columns and wrought iron railing. Entrance door has divided transom and sidelights. One-story, hip roof, three-sided bay on east side. Rear porch. Brick foundation. 3 X 3 bays. Large Four Square house type. 1 contributing building (C)

### 454. 1319 QUARRIER STREET EAST, commercial (KA-6309)

**Victor, Victor & Helgoe Attorneys At Law**

date: c. 1910

description: Large two-story, front gable house converted to commercial use. Asphalt shingle roof. Partially exposed brick and wood shingled chimney on east side. Vergework, exposed rafter tails and scrolled brackets. Front gable end has half-timbering with applied decorative circles, a spindled balustrade and four multi-paned windows. Wood shingles on the second floor; brick on the first floor. 1/1 windows. Central projecting three-sided bay on front of second floor. One-story, hip roof, three-sided bay on east side. One-story, hip roof, three-quarter length front porch with paired round battered posts on a short enclosed brick balustrade. Curved projecting entrance vestibule. Stone water table. Concrete foundation. 3 X 2 bays. Gable front house type with Shingle detailing.

1 contributing building (C)

#### **A. Garage/apartment**

date: c. 1910

description: Two-story, side gable garage/apartment. Asphalt shingle roof. Molded concrete block facade and foundation.

1 contributing building (C)

### 455. 1317 QUARRIER STREET EAST, residential (KA-6310)

date: c. 1920

description: Three-story, side gable, apartment building with a three-story, flat roof wing on the rear. Asphalt shingle roof. Interior red brick chimneys. Central projecting entrance bay, three stories tall with gable pediment and semi-lunette louver with stone sill. Red brick facade. 1/1 windows with brick lintels and smooth stone sills. Windows are paired on the third floor of the center bay and flat-headed on second floor with a brick panel between the floors with stone accents and keystones. Windows are in gangs of three on the front flanking the entrance bay; center opening of flanking windows were originally doors but have been infilled with windows and siding. Gable pediment entrance door surround with divided sidelights and square pilasters with plinths and caps. Brick foundation. 3 X 7 bays. Colonial Revival style.

1 contributing building (C)

#### **A. Garage/apartment**

date: c. 1920

United States Department of the Interior  
National Park Service

## National Register of Historic Places Continuation Sheet

Section number 7 Page 144

East End Historic District (Boundary Increase)

Kanawha County, WV

description: Two-story, flat roof, garage/apartment. Vinyl siding on second floor; red brick on first floor. Modern 6/6 windows on second floor. Three garage bays. Resource considered non-contributing due to materials modifications; no longer retains historic architectural integrity.

1 non-contributing building (NC)

**456. 1313 QUARRIER STREET EAST, commercial (M47)**  
**Medical Office Building**

date: c. 1985

description: One-story, flat roof, commercial building. Metal coping. Tan and red brick facade. Resource outside the Period of Significance (POS).

1 non-contributing building (NC)

**457. 1311 QUARRIER STREET EAST, commercial (M48)**  
**Dr. D. Lenick, DDS**

date: c. 2000

description: One-story, flat roof, commercial building. Metal coping. Red brick facade. Semi-lunette window openings. Resource outside the Period of Significance (POS).

1 non-contributing building (NC)

**458. 1309A QUARRIER STREET EAST, residential (KA-6311)**

date: c. 1920

description: Two-story, front gable house with front gable dormers on the side. Asphalt shingle roof. Red brick chimneys. Half-timbering and paired windows in the front gable end. Wide frieze board. Red brick facade. 9/1 windows with smooth stone sills and brick belt course as a lintel. One-story, hip roof, three-quarter length, front porch has been enclosed with windows with transoms; original components are square brick columns and an enclosed brick balustrade with cap. Three-sided projecting bay on the east side. Brick foundation. 3 bays wide. Gable front house type with Colonial Revival detailing.

1 contributing building (C)

**459. 1309 QUARRIER STREET EAST, residential (KA-6312)**

date: c. 1920

description: Two-story, clipped gable house with clipped gable dormers on the side. Partially exposed blonde brick chimney on the west side. Asphalt shingle roof. Wide frieze board. Blonde brick facade. 1/1 windows with stone sills; tripartite windows on front porch are 9/1 One-story, clipped gable, three-quarter length, front porch with short paired square posts on tall brick piers with caps and an enclosed brick balustrade with cap. Porch has projecting gable entrance pediment supported by large end brackets. Brick foundation. 2 X 4 bays. Gable front house type with Bungalow detailing.

1 contributing building (C)

United States Department of the Interior  
National Park Service

## National Register of Historic Places Continuation Sheet

Section number 7 Page 145

East End Historic District (Boundary Increase)

Kanawha County, WV

### 460. 1307 QUARRIER STREET EAST, residential (KA-6313)

date: c. 1925

description: Large two-story, flat roof, apartment building. Partially exposed painted brick chimneys. Stepped parapet on the front and sides. Painted brick facade. Modern 1/1 windows with painted stone lintels and sills. Large two-story, hip roof, entrance portico with central gable pediment - portico has red clay tile roof with finial cresting. Entrance portico has two-story tall square painted brick columns and an enclosed painted brick balustrade with recessed brick panel; areas in between the columns has been infilled with siding and paired modern 1/1 windows. One-story, shed roof, enclosed wing on the west side. Brick foundation. 3 X 8 bays. Resource considered non-contributing due to the enclosing of the front two-story entrance portico and the installation of modern windows; no longer retains historic architectural integrity. 1 non-contributing building (NC)

### RUFFNER AVENUE

### 461. 307 RUFFNER AVENUE, residential (KA-6073)

date: c. 1910

description: Two-story, front gable house. Asphalt shingle roof. Red and brown brick facade. Vinyl siding in gable ends. 1/1 windows with rusticated stone lintels and sills. One-story, hip roof, full length, front porch with Tuscan columns and slatted balustrade. Concrete foundation. 2 X 4 bays. Gable front house type.

1 contributing building (C)

### 462. 305 RUFFNER AVENUE, residential (KA-6074)

date: c. 1910

description: Two-story, hip roof house with hip dormers. Two interior blonde corbeled brick chimney. Asphalt shingle roof. Blonde brick facade. 1/1 windows with stone lintels and sills. One-story, hip roof, full length, front porch with square brick columns and an enclosed brick balustrade with stone cap. Two-story, rear enclosed wing. Concrete foundation. 2 X 2 bays. Four Square house type.

1 contributing building (C)

#### A. Garage

date: c. 2000

description: One-story, shed roof, one bay garage. Stucco facade. Resource outside the Period of Significance (POS).

1 non-contributing building (NC)

### 463. 303 RUFFNER AVENUE, residential (KA-6075)

#### Wayland Apartments

date: c. 1920

United States Department of the Interior  
National Park Service

## National Register of Historic Places Continuation Sheet

Section number 7 Page 146

East End Historic District (Boundary Increase)

Kanawha County, WV

description: Three-story, flat roof, apartment building. Stone coping. Central gable parapet with cartouche and flanking stone accents. Blonde brick facade with red/brown brick basketweave spandrel panels in the center and between floors. Front facade divided into bays with brick pilasters with stone caps. 1/1 windows; paired. Central entrance door with stone surround with same stone accents as roof gable. Concrete foundation. 3 bays wide. Art Deco style.

1 contributing building (C)

### 464. 300 RUFFNER AVENUE, residential (M29)

date: c. 1990

description: One-story, side gable house with one-story, side gable entrance wing on the southern end. Asphalt shingle roof. Red brick and vinyl siding facade. 1/1 windows with shutters. Resource outside the Period of Significance (POS).

1 non-contributing building (NC)

### 465. 210 RUFFNER AVENUE, residential (KA-6076)

date: c. 1915

description: Two-story, front gable house with shed dormers on the side. Partially exposed red brick chimney on the side; interior red brick chimney. Asphalt shingle roof. Knee braces in gable end. Red brick facade. 1/1 windows; some are paired. One-story, hip roof, full length, front porch with central wall gable entrance and square slightly battered brick columns and an enclosed brick balustrade with stone cap. Concrete foundation. 2 bays wide. Gable front house type with Bungalow detailing.

1 contributing building (C)

### 466. 208 RUFFNER AVENUE, residential (KA-6077)

date: c. 1915

description: One and one-half-story, side gable house with central front gable dormer on the front. Knee braces in gable ends and on dormer. Red clay tile roof with finial cresting. Interior red brick chimney. Red brick facade. Vertical 4/1 windows. One-story, full length, front porch within roof overhang and it has very battered square brick columns and an enclosed brick balustrade with stone cap. Brick foundation. 2 X 3 bays. Craftsman style.

1 contributing building (C)

#### A. Garage

date: c. 1915

description: One-story, front gable garage with attached shed roof enclosed wing. Asphalt shingle and metal roof. Wood siding.

1 contributing building (C)

### 467. 203 RUFFNER AVENUE, residential (KA-6078)

United States Department of the Interior  
National Park Service

## National Register of Historic Places Continuation Sheet

Section number 7 Page 147

East End Historic District (Boundary Increase)

Kanawha County, WV

date: c. 1915

description: Two-story, hip roof house with wall gables. Two partially exposed brick chimneys; one on each side. Partial return cornice. Asphalt shingle roof. Blonde brick facade. 1/1 windows with rusticated stone lintels and sills. One-story, hip roof, full length, front porch with gable entrance pediment and square brick columns and an enclosed brick balustrade with stone cap. Concrete foundation. 2 X 3 bays. Four Square house type.

1 contributing building (C)

### 468. 205 RUFFNER AVENUE, residential (KA-6079)

date: c. 1915

description: Two-story, front gable house with front gable dormers on the side. Three interior brick chimneys. Asphalt shingle roof. Partial return cornice. Wood shingles in gable end and on second floor; clapboard siding with corner boards on first floor. 1/1 windows; tripartite novelty windows in gable end. One-story, front gable, full length, front porch with Tuscan columns on an enclosed wood shingled balustrade. Two-story, projecting, three-sided bay on the side. Painted brick foundation. 3 X 2 bays. Gable front house type with Queen Anne detailing.

1 contributing building (C)

### 469. 207 RUFFNER AVENUE, residential (KA-6080)

date: c. 1910

description: Two-story, hip roof house with hip dormers. Asphalt shingle roof. Interior blonde corbeled brick chimney. Clapboard siding with corner boards. 1/1 windows. Three-sided projecting square bay on the south side; three-sided projecting bay on north side. One-story, hip roof, front porch with Tuscan columns and short turned spindled balustrade. Two-story, rear wing. Entrance door has glazed sidelights. Concrete block foundation. 2 X 2 bays. Modern wood deck on the rear. Four Square house type.

1 contributing building (C)

### 470. 409 RUFFNER AVENUE, residential (KA-6467)

date: c. 1920

description: Two-story, hip roof house with hip dormers. Interior red brick chimney. Asphalt shingle roof. Vinyl siding. Modern 1/1 windows; paired on the front. One-story, hip roof, three-quarter length, front porch has been fully enclosed with windows and siding. One-story, enclosed, rear porch. Small entrance landing on the south side with wrought iron railing and wooden steps and landing. Parged foundation over brick. 3 X 3 bays. Four Square house type. Resource considered non-contributing due to multiple materials modifications and enclosed porches; no longer retains historic architectural integrity.

1 non-contributing building (NC)

### 471. 411 RUFFNER AVENUE, residential (KA-6468)

United States Department of the Interior  
National Park Service

## National Register of Historic Places Continuation Sheet

Section number 7 Page 148

East End Historic District (Boundary Increase)

Kanawha County, WV

date: c. 1915

description: Large two-story, hip roof, apartment house with hip dormers. Two interior red corbeled brick chimneys. Asphalt shingle roof. Cove siding with frieze and corner boards. 1/1 windows. One-story, hip roof, entrance porches on the front and rear: front has Tuscan columns and an enclosed balustrade; rear porch has the same components but is partially enclosed. Concrete block and concrete foundation. 2 X 5 bays.  
1 contributing building (C)

**472. 501 RUFFNER AVENUE, residential (KA-6469)**

date: c. 1915

description: Two-story, hip roof house with front gable dormers. Slate roof. Two interior red corbeled brick chimneys. Vinyl siding. 1/1 windows with simple surrounds. One-story, hip roof, full length, front porch with battered square wood columns and turned spindled balustrade. Entrance door has sidelights. One-story, hip roof, projecting bay on south side. Brick foundation. 2 X 4 bays. Four Square house type.  
1 contributing building (C)

**473. 503 RUFFNER AVENUE, residential (KA-6470)**

date: c. 1920

description: One-story, front facing "L" house with shed roof rear wing. Asphalt shingle roof. Vinyl siding. Modern 1/1 windows. One-story, modified hip roof, front porch infills ell and has modern Doric columns and an enclosed sided balustrade. Brick foundation. 3 X 2 bays. Gabled ell house type. Resource considered non-contributing due to multiple materials modifications; no longer retains historic architectural integrity.  
1 non-contributing building (NC)

**474. 505 RUFFNER AVENUE, residential (KA-6471)**

date: c. 1915

description: Two-story, side gable house with two shed dormers on the front. Asphalt shingle roof. Interior brick chimney. Dormers and gable ends have knee braces and half-timbering and stucco. Wood shingle siding. 1/1 windows; novelty windows in dormers and gable ends. One-story, three-quarter length, front porch fully enclosed and has gable entrance pediment. Parging over brick foundation. 2 X 2 bays. Craftsman detailing.  
1 contributing building (C)

**475. 507-509 RUFFNER AVENUE, residential (KA-6472)**

date: c. 1915

description: Large two-story, hip roof duplex with projecting two-story, front gable bay on the front and hip dormers. Three interior red brick chimneys. Slate roof. Partial return cornice on front bay. Red brick facade. 1/1 windows with stone lintels and sills; paired on the front. Two projecting, one-story, front gable,



United States Department of the Interior  
National Park Service

## National Register of Historic Places Continuation Sheet

Section number 7 Page 149

East End Historic District (Boundary Increase)

Kanawha County, WV

entrance porches with square wood paneled columns and enclosed brick balustrade with stone caps. Brick foundation. 2 X 4 bays. Four Square house type.

1 contributing building (C)

### 476. 511 RUFFNER AVENUE, residential (KA-6473)

date: c. 1920

description: One-story, front gable house with projecting cross gable bay on the north side. Interior brick chimney. Asphalt shingle roof. Knee braces in the gable ends. Stucco facade and foundation. 1/1 windows with simple surrounds; paired and tripartite in some locations. One-story, projecting, front gable, entrance porch with square stucco columns and an enclosed stucco balustrade with painted cap. 3 X 3 bays.

1 contributing building (C)

#### A. Garage

date: c. 1920

description: One-story, front gable garage. One bay. Asphalt shingle roof. Weatherboard siding.

1 contributing building (C)

### 477. 607 RUFFNER AVENUE, residential (KA-6474)

date: c. 1920

description: Steep two-story, side gable house with central inset front gable dormer on the front. Partially exposed red brick and stucco chimney on the south side; interior brick chimney on the rear. Exposed rafter tails. Asphalt shingle roof. Knee braces on dormer. Stucco facade. Modern 1/1 and vertical 3/1 windows; tripartite in dormer. Full length, front porch within roof overhang and it has wrought iron posts and railing. Brick foundation. 4 X 4 bays. Bungalow house type.

1 contributing building (C)

#### A. Garage

date: c. 1920

description: One-story, hip roof garage. Asphalt shingle roof. Stucco facade and foundation. Two garage bays.

1 contributing building (C)

### 478. 609 RUFFNER AVENUE, residential (KA-6475)

date: c. 1920

description: One and one-half-story, cross gable house. Asphalt shingle roof. Partially exposed stucco and red brick chimney on the north side. Exposed rafter tails. Stucco facade. Modern 1/1 windows. One-story, shed roof, projecting bay on the north side. One-story, hip roof, three-quarter length, front porch with paired square wood columns on an enclosed stucco balustrade. Porch has metal canopy. Brick foundation. 2 X 3 bays. Bungalow house type.

1 contributing building (C)

United States Department of the Interior  
National Park Service

## National Register of Historic Places Continuation Sheet

Section number 7 Page 150

East End Historic District (Boundary Increase)

Kanawha County, WV

### 479. 611 RUFFNER AVENUE, residential (KA-6476)

date: c. 1920

description: Two-story, front gable house. Asphalt shingle roof. Partially exposed stucco and red brick chimney on the north side. Exposed rafter tails. Stucco facade. Modern 1/1 windows. One-story, hip roof, full length, front porch is fully enclosed and has metal canopies. Brick foundation. 2 X 3 bays. Gable front house type.

1 contributing building (C)

### 480. 613 RUFFNER AVENUE, residential (KA-6477)

date: c. 1920

description: Very similar to 607 Ruffner Avenue on the same block. Steep two-story, side gable house with central inset front gable dormer on the front. Partially exposed red brick and stucco chimney on the south side. Exposed rafter tails. Asphalt shingle roof. Knee braces and vertical 3/1 windows on dormer. Stucco facade. Modern 1/1 and vertical 3/1 windows; tripartite in dormer. Full length, front porch within roof overhang and it has been fully enclosed with modern windows and siding. Brick foundation. 3 X 2 bays. Bungalow house type.

1 contributing building (C)

#### A. Garage

date: c. 1995

description: One-story, front gable, two bay garage. Asphalt shingle roof. Painted plywood facade. Resource outside the Period of Significance (POS).

1 non-contributing building (NC)

### 481. 701 RUFFNER AVENUE, residential (KA-6478)

date: c. 1920

description: Very similar to 609 Ruffner Avenue. One and one-half-story, cross gable house. Asphalt shingle roof. Partially exposed stucco and red brick chimney on the north side; interior red brick chimney. Shed dormer on the rear. Stucco facade. Modern 1/1 windows. One-story, shed roof, projecting bay on the north side. One-story, shed roof, full length, front porch with modern wood posts and modern wood slatted balustrade. Rear entrance porch with the same components as the front porch. Brick foundation. 2 X 3 bays. Bungalow house type.

1 contributing building (C)

#### A. Garage

date: c. 1920

description: One-story, hip roof, two bay garage. Asphalt shingle roof. Stucco facade.

1 contributing building (C)

United States Department of the Interior  
National Park Service

## National Register of Historic Places Continuation Sheet

Section number 7 Page 151

East End Historic District (Boundary Increase)

Kanawha County, WV

### 482. 703 RUFFNER AVENUE, residential (KA-6479)

date: c. 1920

description: Very similar to 611 Ruffner Avenue. Two-story, front gable house. Asphalt shingle roof. Partially exposed stucco and red brick chimney on the north side; interior red brick chimney. Stucco facade. Modern 1/1 windows. One-story, shed roof, full length, enclosed, front porch with metal canopies and a second floor porch centrally located with wrought iron posts and railing and a metal canopy. Brick and faux stone veneer foundation. 3 X 2 bays. Gable front house type.

1 contributing building (C)

### 483. 705 RUFFNER AVENUE, commercial (KA-6480)

date: c. 1930

description: One-story, flat roof, commercial building with a two-story, flat roof wing on the rear. Metal coping. Stepped parapet on the sides. Painted concrete block facade and foundation. Front south corner has bull-nosed glass block window. Recessed central entrance door flanked by infilled openings: the north side opening has a glass block window and painted wood infill; the south side opening has been infilled with concrete block. 1 X 2 bays.

1 contributing building (C)

### 484. 610-616 RUFFNER AVENUE, residential (KA-6486)

**Apartment building**

date: c. 1930

description: Two-story, flat roof, apartment building. Four units. Stone coping. Corbeled red brick cornice with blonde brick accents above. Red brick facade and foundation. Modern 1/1 windows and multi-paned windows; windows have brick sills on the first floor and brick lintels with stone keystones and brick sills on the second floor. Two one-story, hip roof, entrance porches with modern wood square posts and wood spindled balustrade. 4 X 3 bays.

1 contributing building (C)

### 485. 608 RUFFNER AVENUE, residential (KA-6487)

date: c. 1915

description: Large two-story, hip roof house with hip dormers. Slate roof. Three interior blonde corbeled brick chimneys. Blonde brick first floor; vinyl siding on second floor. 1/1 windows; stone lintels and sills on first floor. One-story, hip roof, full length, front porch with wrought iron posts and an enclosed painted concrete block balustrade. Entrance door has oval leaded glass glazing, transom and sidelights. One-story, hip roof, projecting, three-sided brick bay on the south side. Two-story, rear porch with non-original components on both floors; brick on the first floor and wood on the second floor. Exterior concrete block stair on north side. Parged and scored concrete foundation. 3 X 3 bays. Four Square house type. Resource

United States Department of the Interior  
National Park Service

## National Register of Historic Places Continuation Sheet

Section number        7        Page        152

East End Historic District (Boundary Increase)

Kanawha County, WV

considered non-contributing due to multiple materials modifications; no longer retains historic architectural integrity.

1 non-contributing building (NC)

### A. Secondary house

date: c. 1995

description: One-story, side gable house. Asphalt shingle roof. Vinyl siding. 1/1 windows. One-story, shed roof, entrance porch with wrought iron posts on a concrete deck. Concrete block foundation. 5 X 2 bays. Resource considered non-contributing due to multiple materials modifications; no longer retains historic architectural integrity.

1 non-contributing building (NC)

### 486. 606 RUFFNER AVENUE, residential (KA-6488)

date: c. 1920

description: Long one-story, front gable house. Asphalt shingle roof. Two interior red brick chimneys. Wood shingles and knee braces in gable end. Clapboard siding. 1/1 windows with simple surrounds. Entrance porch within roof overhang on the north end of the front and it has a square sided wood column and an enclosed sided balustrade. One-story, shed roof addition on the rear. Parged foundation. 3 X 2 bays. Bungalow house type.

1 contributing building (C)

### 487. 604 RUFFNER AVENUE, residential (KA-6489)

date: c. 1915

description: One of three identical front gable houses in a row. Two-story, front gable house with front gable dormers on the side. Slate roof. Two interior red corbeled brick chimneys. Gable end has tripartite window with central window taller than the flanking windows. Red brick facade. 1/1 windows with stone lintels and sills. One-story, shed roof, three-quarter length, front porch with gable entrance pediment, square brick columns with stone caps and an enclosed brick balustrade with stone cap. The entrance is defined by the pediment and two flanking square wood posts on brick piers with stone caps. Brick foundation. 2 X 3 bays. Gable front house type.

1 contributing building (C)

### 488. 602 RUFFNER AVENUE, residential (KA-6490)

date: c. 1915

description: One of three identical front gable houses in a row. Two-story, front gable house with front gable dormers on the side. Asphalt shingle roof. Two interior red corbeled brick chimneys. Gable end has paired windows and wood shingles. Red brick facade. 1/1 windows with stone lintels and sills. One-story, hip roof, three-quarter length, front porch with square brick columns with stone caps and an enclosed brick balustrade with stone cap. Brick foundation. 2 X 4 bays. Gable front house type.

United States Department of the Interior  
National Park Service

## National Register of Historic Places Continuation Sheet

Section number 7 Page 153

East End Historic District (Boundary Increase)

Kanawha County, WV

1 contributing building (C)

### **489. 600 RUFFNER AVENUE, residential (KA-6491)**

date: c. 1915

description: One of three identical front gable houses in a row. Two-story, front gable house with front gable dormers on the side. Asphalt shingle roof. Exposed rafter tails. Two interior red corbeled brick chimneys. Gable end has paired windows and wood shingles. Red brick facade. 1/1 windows with stone lintels and sills. One-story, hip roof, three-quarter length, front porch with gable pediment entrance, square brick columns with stone caps and an enclosed brick balustrade with stone cap. Two-story, rear addition: first floor is brick; second floor is wood shingles. Brick foundation. 2 X 4 bays. Gable front house type.

1 contributing building (C)

### **490. 502 RUFFNER AVENUE, commercial (KA-6492)**

**East End Family Resource Center/Charleston Police Department/Roosevelt Junior High School**

date: 1922

description: Three-story, flat roof, former school building. Stone coping. Red brick facade with stone accents. Projecting three-story, entrance bay with stone quoining, a central three-story stone panel with stone quoining and a cartouche with an owl in stone above the third floor; three cartouches representing reading, writing and arithmetic between the second and third floors; and a projecting crenellated parapet stone entrance bay centrally located on the front elevation. Window openings have a mix of metal casements and modern 1/1 windows and have stone surrounds with stone quoining. There are also projecting end bays, on the same plane as the entrance bay. and they have stone panels with trefoils in the cornice area and between the second and third floors. The south end of the building has a modern red brick addition of one, two and three-story wings which houses the police department. There is also a one-story, one bay garage of concrete block attached on the rear. Concrete foundation. 7 bays wide. Gothic detailing.

1 contributing building (C)

### **491. 412 RUFFNER AVENUE, residential (KA-6493)**

date: c. 1915

description: Two-story, hip roof house with hip dormers. Interior red corbeled brick chimney. Slate roof. Paired windows in dormers. Red brick first floor; vinyl siding second floor. 1/1 windows; painted stone lintels and sills on first floor. One-story, hip roof, three-quarter length, front porch with vinyl square posts and vinyl slatted balustrade. One-story, hip roof, projecting, three-sided bay on the north side with dogtooth corners. Stone water table. Parged and scored concrete foundation. 2 X 2 bays. Four Square house type.

1 contributing building (C)

### **492. 410 RUFFNER AVENUE, residential (KA-6494)**

date: c. 1915

United States Department of the Interior  
National Park Service

## National Register of Historic Places Continuation Sheet

Section number        7        Page        154

East End Historic District (Boundary Increase)

Kanawha County, WV

description: Very similar to 408 Ruffner Avenue, next door. Two-story, front gable house with front gable dormers on the side. Asphalt shingle roof. Two interior corbeled brick chimneys. Partial return cornice. Gable end has paired windows and stucco. Yellow brick facade. 1/1 windows with stone lintels and sills. One-story, hip roof, three-quarter length, front porch with square brick columns and an enclosed brick balustrade with painted stone cap and raised brick panels. Painted stone water table. Enclosed rear porch. Scored concrete foundation. 2 X 2 bays. Gable front house type.  
1 contributing building (C)

### **493. 408 RUFFNER AVENUE, residential (KA-6495)**

date: c. 1915

description: Very similar to 410 Ruffner Avenue, next door. Two-story, front gable house with front gable dormers on the side. Slate roof. Interior red corbeled brick chimney. Partial return cornice. Paired windows and stucco in gable end. Red brick facade. 1/1 windows with stone lintels and sills. One-story, hip roof, three-quarter length, front porch with square brick columns with corbeled caps and an enclosed brick balustrade with painted stone cap and raised brick panels. Painted stone water table. Enclosed rear porch. Scored concrete foundation. 2 X 2 bays. Gable front house type.  
1 contributing building (C)

### **494. 406 RUFFNER AVENUE, residential (KA-6496)**

date: c. 1915

description: Similar to other Four Square house types on the same block. Two-story, hip roof house with hip dormers. Slate roof. Red corbeled brick chimney. Vinyl siding. Modern 1/1 windows. One-story, hip roof, three-quarter length, front porch with square wood posts with scrolled brackets and an enclosed sided balustrade. Two-story, shed roof, enclosed, rear porch. Brick foundation. 1 X 2 bays. Four Square house type.  
1 contributing building (C)

## **SYDNEY AVENUE**

### **495. SYDNEY AVENUE, residential (KA-6360)**

#### **Apartment Building**

date: c. 1920

description: Two-story, flat roof, apartment building. Stepped parapet on the front and sides. Stone coping on the front; terra cotta tile coping on the sides. Red brick facade. 6/1 windows with brick sills; many are paired. Front elevation has two man doors and a garage bay. Simple concrete stoops with shed roof canopies. Brick foundation. 2 X 4 bays.  
1 contributing building (C)

United States Department of the Interior  
National Park Service

## National Register of Historic Places Continuation Sheet

Section number 7 Page 155

East End Historic District (Boundary Increase)

Kanawha County, WV

### THOMPSON STREET

**496. 612 THOMPSON STREET, residential (M71)**

date: c. 2005

description: Two-story, front gable house. Asphalt shingle roof. Vinyl siding. 6/6 windows; with shutters on the front. One-story, shed roof, three-quarter length, front porch with modern square wood posts and a wood slatted balustrade. Brick foundation. Attached carport on the south side. Resource outside the Period of Significance (POS).

1 non-contributing building (NC)

**497. 610 THOMPSON STREET, residential (M72)**

date: c. 2005

description: Mirror image to above house, 612 Thompson Street. Two-story, front gable house. Asphalt shingle roof. Vinyl siding. 6/6 windows; with shutters on the front. One-story, shed roof, three-quarter length, front porch with modern square wood posts and a wood slatted balustrade. Brick foundation. Attached carport on the north side. Resource outside the Period of Significance (POS).

1 non-contributing building (NC)

**498. 608 THOMPSON STREET, residential (KA-6447)**

date: c. 1920

description: One-story, hip roof house with central wall gable on the front. Interior red corbeled brick chimney. Asphalt shingle roof. Vinyl siding. Modern 1/1 and 4/4 windows. One-story, hip roof, three-quarter length, enclosed front porch. Brick foundation. 3 X 3 bays. Pyramidal roof house type. Resource considered non-contributing due to multiple materials modifications and enclosed porch; no longer retains historic architectural integrity.

1 non-contributing building (NC)

**A. Garage**

date: c. 1920

description: One-story, front gable, one bay garage. Asphalt shingle roof. Vinyl siding. Resource considered non-contributing as primary resource is non-contributing.

1 non-contributing building (NC)

**499. 606 THOMPSON STREET, residential (KA-6448)**

date: c. 1915

description: Tall two-story, front gable house. Partial return cornice. Metal roof. Palladian window and wood shingles in gable end. Interior red brick chimney. Cove siding with frieze and corner boards. Wood 1/1 windows with simple surrounds. One-story, hip roof, three-quarter length, front porch with Tuscan

United States Department of the Interior  
National Park Service

## National Register of Historic Places Continuation Sheet

Section number 7 Page 156

East End Historic District (Boundary Increase)

Kanawha County, WV

columns and a slatted balustrade. Rear one-story porch. Brick foundation. 2 X 2 bays. Gable front house type with Queen Anne detailing.

1 contributing building (C)

### 500. 508 THOMPSON STREET, residential (M73)

date: c. 2005

description: Two-story, front gable house with attached one bay, side gable garage on the south side. Asphalt shingle roof. Vinyl siding. 6/6 windows; some with shutters. One-story, shed roof, full length, front porch with gable entrance pediment, vinyl square posts and slatted balustrade. Resource outside the Period of Significance (POS).

1 non-contributing building (NC)

### 501. 506 THOMPSON STREET, residential (KA-6449)

date: c. 1925

description: Two-story, clipped cross gable house. Asphalt shingle roof. Knee braces in gable ends. Stucco and red brick facade. Modern 1/1 windows. One-story, front gable, entrance porch with non-original square wood posts and wood slatted balustrade. Porch does not appear to be original. ADA ramp on front. Enclosed rear porch. Painted brick foundation. 3 X 2 bays. Resource considered non-contributing due to multiple materials modifications, non-original front porch and rear enclosed porch; no longer retains historic architectural integrity.

1 non-contributing building (NC)

### 502. 502 THOMPSON STREET, residential (KA-6450)

date: c. 1930

description: Two-story, front gable house with large hip dormer on the side. Asphalt shingle roof. Stucco second floor; red brick facade on first floor. Modern 1/1 windows; some with stone sills. Projecting front gable, entrance porch with square brick columns and an enclosed sided balustrade. Parged foundation. 3 X 1 bays.

1 contributing building (C)

### 503. 500 THOMPSON STREET, residential (KA-6451)

date: c. 1930

description: Two-story, gambrel roof house with central shed dormer on the front and rear. Asphalt shingle roof. Red brick interior chimney. Stucco facade on second floor; red brick on first floor. Modern 8/1 windows: inset on the dormer; with painted stone sills on the first floor. Barrel vault gable pediment on entrance door on Thompson Street. Jackson Street elevation has one-story, flat roof porch with second floor metal balustrade; first floor has square wood posts and wrought iron railing. Two multi-paned doors above



United States Department of the Interior  
National Park Service

## National Register of Historic Places Continuation Sheet

Section number 7 Page 157

East End Historic District (Boundary Increase)

Kanawha County, WV

porch with shed pent roof supported by scrolled brackets. Parged foundation. 3 X 2 bays. Dutch Colonial Revival style.

1 contributing building (C)

### 504. 501 THOMPSON STREET, residential (KA-6452)

#### Apartment building

date: c. 1925

description: Long two-story, hip roof, apartment building with front gable dormers and wall gables. Asphalt shingle roof. Interior red brick chimneys. Stucco and half-timbering on the dormers and gables. End knee braces on wall gables and block modillions in roof eaves. Red brick facade. 6/1 windows with stone sills. One-story, hip roof, entrance porches with square brick columns and an enclosed brick balustrade with stone caps. There are five entrance porches and one is a double porch so six units. Projecting three-sided square bay on the corner. Stone water table. Brick foundation. 6 bays wide. Tudor detailing.

1 contributing building (C)

### 505. 505 THOMPSON STREET, residential (KA-6453)

date: c. 1925

description: Two-story, front gable house. Asphalt shingle roof. Interior blonde brick chimney. Vinyl siding on second floor; blonde brick on first floor. Modern 1/1 windows. One-story, hip roof, full length, front porch with square blonde brick columns with painted stone caps and an enclosed blonde brick balustrade with painted stone cap. Enclosed one-story, shed roof, rear porch. Parged foundation. 3 X 2 bays. Gable front house type. Vacant. Resource considered non-contributing due to multiple materials modifications and rear enclosed porch; no longer retains historic architectural integrity.

1 non-contributing building (NC)

### 506. 507 THOMPSON STREET, residential (KA-6454)

date: c. 1925

description: Twin to 509 Thompson Street. One and one-half-story, front gable house with front gable dormers on the side. Partial return cornice. Interior red corbeled brick chimney. Asphalt shingle roof. Aluminum siding. Windows are either missing or covered with plywood. One-story, hip roof, three-quarter length, enclosed front porch. Front porch has aluminum siding and faux stone veneer on it. Concrete foundation. 2 bays wide. Gable front house type. Resource considered non-contributing due to multiple materials modifications and enclosed porch; no longer retains historic architectural integrity.

1 non-contributing building (NC)

### 507. 509 THOMPSON STREET, residential (KA-6455)

date: c. 1925

United States Department of the Interior  
National Park Service

## National Register of Historic Places Continuation Sheet

Section number 7 Page 158

East End Historic District (Boundary Increase)

Kanawha County, WV

description: Twin to previous house, 507 Thompson Street. One and one-half-story, front gable house with front gable dormers on the side. Partial return cornice. Interior red corbeled brick chimney. Asphalt shingle roof. Aluminum siding. Modern 1/1 windows. One-story, hip roof, three-quarter length, enclosed front porch. Two projecting square three-sided bays on the north side. Concrete foundation. 2 bays wide. Gable front house type.

1 contributing building (C)

### 508. 601 THOMPSON STREET, residential (KA-6456)

date: c. 1925

description: Similar to other houses on the block. One and one-half-story, front gable house with front gable dormer on the south side and a shed dormer on the north side. Asphalt shingle roof. Partial return cornice. Parged interior chimney. Vinyl siding. Modern 1/1 windows; gang of three in gable end. One-story, hip roof, three-quarter length, front porch with slightly battered square wood posts and wood slatted balustrade. Projecting bay on the north side. Rock-faced concrete block foundation. 2 X 3 bays. Gable front house type.

1 contributing building (C)

### 509. 603 THOMPSON STREET, residential (KA-6457)

date: c. 1925

description: Similar to other houses on the block. One and one-half-story, front gable house with front gable dormer on the north side. Asphalt shingle roof. Interior brick chimney. Partial return cornice. Asbestos shingle siding. Wood 1/1 windows with simple surrounds. One-story, hip roof, three-quarter length, front porch with battered square wood posts on an enclosed sided balustrade. Projecting bay on north side. Rock-faced concrete block foundation. 3 X 2 bays. Gable front house type.

1 contributing building (C)

#### A. Garage

date: c. 1925

description: One-story, front gable, one bay garage. Asphalt shingle roof. Asbestos shingle siding.

1 contributing building (C)

### 510. 605 THOMPSON STREET, residential (KA-6458)

date: c. 1905

description: Two-story, rear facing "L" house. Central interior brick chimney. Asphalt shingle roof. Asbestos shingle siding with corner boards. Modern 1/1 windows. One-story, hip roof, three-quarter length, fully enclosed, front porch. Original front porch posts are slender Doric posts. One-story, enclosed, rear porch infills ell. Concrete foundation. 3 X 2 bays. Gabled ell house type.

1 contributing building (C)

United States Department of the Interior  
National Park Service

## National Register of Historic Places Continuation Sheet

Section number 7 Page 159

East End Historic District (Boundary Increase)

Kanawha County, WV

### 511. 607 THOMPSON STREET, residential (KA-6459)

date: c. 1920

description: House has been raised on an elevated foundation. One and one-half-story, side gable house with central shed dormer on the front. Dormer has exposed rafter tails, knee braces and two pairs of vertical 3/1 windows. Metal roof. Knee braces in gable ends. Exposed red brick chimney on north side. Painted horizontal wood siding. Vertical 3/, 1/1 and 9/9 windows; tripartite on the front porch. One-story, full length, front porch within roof overhang and it has arched openings, square sided columns and an enclosed sided balustrade. Concrete and brick foundation. 2 X 3 bays. Craftsman style.

1 contributing building (C)

### 512. 702 THOMPSON STREET, residential (KA-6460)

#### Florence Apartments

date: c. 1930

description: Two-story, flat roof, apartment building. Gabled stepped parapet on the front; stepped parapet on the sides. Stone coping. Red brick facade. Modern multi-paned windows; stone sills on the sides. Two-story, entrance bay/porch with stucco facade and modern multi-paned windows. Central entrance door flanked by infilled porches. Brick foundation. 3 X 6 bays.

1 contributing building (C)

### 513. 708 THOMPSON STREET, residential (KA-6461)

date: c. 1925

description: One-story, front gable house. Asphalt shingle roof. Vinyl siding. Modern 1/1 windows. Entrance porch within roof overhang and it has battered square sided columns and an enclosed sided balustrade with the openings covered with screens. One-story, shed roof, enclosed, rear addition. Parged brick foundation. 2 X 2 bays. Gable front house type. Resource considered non-contributing due to multiple materials modifications and rear addition; no longer retains historic architectural integrity.

1 non-contributing building (NC)

### 514. 712 THOMPSON STREET, residential (KA-6462)

date: c. 1925

description: One-story, front gable house. Asphalt shingle roof. T-111 siding. Modern 6/6 windows with simple surrounds. Modern wood entrance porch on the front and on the side with wood railing and stiles. Brick foundation. 1 X 4 bays. Gable front house type. Resource considered non-contributing due to multiple materials modifications and non-original porch; no longer retains historic architectural integrity.

1 non-contributing building (NC)

### 515. 406 THOMPSON STREET, residential (KA-6463)

date: c. 1925

United States Department of the Interior  
National Park Service

## National Register of Historic Places Continuation Sheet

Section number 7 Page 160

East End Historic District (Boundary Increase)

Kanawha County, WV

description: Originally a one and one-half-story but now a two-story, side gable house with central shed roof dormer on the front. Partially exposed blonde brick chimney on south side. Asphalt shingle roof. Blonde brick and vinyl siding facade. Modern 1/1 windows; most with stone lintels and sills. One-story, full length, front porch fully enclosed with siding and windows. Two-story, shed roof, rear addition. Blonde brick foundation. 4 X 4 bays. Bungalow house type. Resource considered non-contributing due to multiple materials modifications, rear addition and enclosed front porch; no longer retains historic architectural integrity.

1 non-contributing building (NC)

### **516. 408 THOMPSON STREET, residential (KA-6464)**

date: c. 1920

description: One-story, hip gable roof house. Asphalt shingle roof. Interior red brick chimney. Asbestos shingle siding. 1/1 windows with simple surrounds. One-story, hip roof, three-quarter length, front porch with wrought iron posts and railing. Enclosed rear porch. Pier foundation covered with metal siding. 3 X 4 bays. Pyramidal roof house type.

1 contributing building (C)

### **517. 410 THOMPSON STREET, residential (KA-6465)**

date: c. 1920

description: Two-story, hip roof house with hip dormers and a two-story, gable projecting bay on the north side. Asphalt shingle roof. Interior corbeled brick chimney. Dormers have paired novelty windows. Vinyl siding. Modern 1/1 windows; some have metal canopies. One-story, three-quarter length, front porch with Tuscan columns and turned spindled balustrade and metal canopy. One-story, enclosed rear porch. Painted brick foundation. 2 X 2 bays. Four Square house type.

1 contributing building (C)

### **518. 412 THOMPSON STREET, residential (KA-6466)**

date: c. 1920

description: Very similar to 410 Thompson Street, next door. Two-story, hip roof house with wall gable on the front and side and a projecting two-story bay on the south side. Interior red corbeled brick chimney. Asphalt shingle roof. Partial return cornice. Asphalt shingle siding that imitates brick. 1/1 windows with simple surrounds and sills. One-story, three-quarter length, front porch with central entrance gable, partial return and battered square wood columns and turned spindled balustrade. Stone foundation. 3 X 2 bays. Four Square house type.

1 contributing building (C)

## **VIRGINIA STREET EAST**

United States Department of the Interior  
National Park Service

## National Register of Historic Places Continuation Sheet

Section number 7 Page 161

East End Historic District (Boundary Increase)

Kanawha County, WV

### 519. 1326 VIRGINIA STREET EAST, residential (KA-6314)

date: c. 1920

description: Two-story, front gable house with shed dormers on the side. Interior brick chimneys. Slate roof. Paired 1/1 windows in gable end. Red/brown brick facade. 1/1 windows with painted stone lintels and sills. One-story, front gable, entrance porch with slightly battered square wood columns and a slatted balustrade. Three-sided projecting bay on east side. Entrance door has sidelights. Rear enclosed porch. Brick foundation. 2 X 2 bays. Gable front house type.

1 contributing building (C)

#### A. Garage

date: c. 1920

description: One-story, front gable garage. Asphalt shingle roof. Clapboard siding.

1 contributing building (C)

### 520. 1324 VIRGINIA STREET EAST, residential (KA-6315)

date: c. 1920

description: Twin to previous house. Two-story, front gable house with shed roof dormers on the side. Slate roof. Red brick facade. 1/1 windows with painted lintels and sills. One-story, front gable, front porch: enclosed with red brick on east side with tripartite window; west side has square battered column and slatted balustrade. Entrance door has divided transom and sidelights. Rear porch. Brick foundation. 2 X 2 bays. Gable front house type.

1 contributing building (C)

### 521. 1316 VIRGINIA STREET EAST, residential (KA-6316)

#### Cavalier Apartments

date: c. 1925

description: Three-story, flat roof, apartment building. Stone coping. Building composed of three bays with the center entrance bay projecting. Center bay has central finial and garland with a stone panel flanked by blonde brick pilasters with stone belt course topped with stone decorative accents. Center bay also has fluted two-story tall pilasters flanking 9/9 paired windows. Blonde brick facade with brick quoining. 9/9 windows with stone sills. Multi-paned entrance door with flanking fluted pilasters and a copper panel above with curved copper canopy. Concrete foundation. 5 bays wide. Art Deco style.

1 contributing building (C)

### 522. 1314 VIRGINIA STREET EAST, commercial (M49)

#### Reed Building

date: c. 2005

description: One-story, hip roof, commercial building. Metal roof. Red brick facade. Resource outside the Period of Significance (POS).

United States Department of the Interior  
National Park Service

## National Register of Historic Places Continuation Sheet

Section number        7        Page        162

East End Historic District (Boundary Increase)

Kanawha County, WV

1 non-contributing building (NC)

**A. Secondary residence**

date: c. 1925

description: Two-story, gambrel roof house with central inset front gable dormer flanked by smaller front gable dormers. Asphalt shingle roof. Interior blonde brick chimney. Stucco facade and foundation. Modern 1/1 and multi-paned windows. Front gable pediment supported by modern turned posts over entrance door. Two-story, hip roof addition with porch on second floor on east end. Resource considered non-contributing due to materials modifications and addition; no longer retains historic architectural integrity.

1 non-contributing building (NC)

### WASHINGTON STREET EAST

**523. 1639 WASHINGTON ST EAST, commercial (M1)**

**Exxon Gas Station & Convenience Store**

date: c. 1982

description: One-story, flat roof convenience store with gas pumps. Resource outside the Period of Significance (POS).

1 non-contributing building (NC)

**524. 1631 WASHINGTON ST EAST, commercial (M2)**

**Domino's Pizza**

date: c. 1990

description: One-story, gable roof, commercial building. Resource outside the Period of Significance (POS).

1 non-contributing building (NC)

**525. 1625 WASHINGTON ST EAST, commercial (M3)**

**Chase Bank**

date: c. 1974

description: Two-story commercial building. Drive-thru. Resource outside the Period of Significance (POS).

1 non-contributing building (NC)

**526. 1621 WASHINGTON ST EAST, commercial (M4)**

**Wendy's**

date: c. 1976

description: One-story, flat roof, commercial building. Resource outside the Period of Significance (POS).

United States Department of the Interior  
National Park Service

## National Register of Historic Places Continuation Sheet

Section number 7 Page 163

East End Historic District (Boundary Increase)

Kanawha County, WV

1 non-contributing building (NC)

### 527. 1615 WASHINGTON ST EAST, commercial (M5)

#### R-CAS-CO Building

date: c. 1970

description: Two-story, flat roof building. Brick and concrete block facade. Resource outside the Period of Significance (POS).

1 non-contributing building (NC)

### 528. 1611 WASHINGTON ST EAST, commercial (KA-4693)

#### Tricky Fish

date: c. 1952

description: One-story, hip roof house converted to commercial use. One-story, projecting gable bay on the front. Asphalt shingle roof. Vinyl and corrugated metal siding. Modern windows. One-story, shed roof, entrance porch with attached modern wood deck. Concrete foundation. 3 X 2 bays. Pyramidal roof building type. Resource considered non-contributing due to multiple materials modifications and modern deck; no longer retains historic architectural integrity.

1 non-contributing building (NC)

### 529. 1601-1609 WASHINGTON ST EAST, commercial (KA-4694&4695)

#### Subway/Dandy Building

date: c. 1981/c. 1920

description: Two-story, red brick, flat roof, commercial building with one-story, flat roof Subway added to east end. Modern windows with grids and infilled window openings on second floor. Recessed storefront extant but display windows covered. Concrete foundation. 12 X 5 bays.

1 contributing building (C)

### 530. 1599 WASHINGTON ST EAST, commercial (KA-4696)

#### New China Restaurant

date: c. 1930

description: Two-story, flat roof, commercial building. Gabled stepped parapet. Brick facade. 1/1 non-original and metal casement windows on the second floor. Flush storefronts with narrow transoms and faux stone veneer kickpanels. Concrete foundation. 10 X 2 bays.

1 contributing building (C)

### 531. 1599 WASHINGTON ST EAST, commercial (KA-4697)

date: c. 1920

United States Department of the Interior  
National Park Service

## National Register of Historic Places Continuation Sheet

Section number 7 Page 164

East End Historic District (Boundary Increase)

Kanawha County, WV

description: One-story, flat roof, commercial building. Stone coping. Two slightly recessed brick panels in cornice area with stone corner blocks. Central recessed entrance with single door and transom flanked by divided display windows. Concrete foundation.

1 contributing building (C)

### 532. 1599 1/2A WASHINGTON ST EAST, commercial (KA-4698)

#### Fruitcake

date: c. 1940

description: Two-story, flat roof, commercial building. Originally a Tudor Revival style building but has been partially covered with modern CMU. Brick facade elsewhere. Brick painted on side elevation. Recessed off-set entrance door with divided transom and divided display windows. Pergola with outdoor seating area on west side. Concrete foundation.

1 contributing building (C)

### 533. 1591 WASHINGTON ST EAST, commercial (KA-4699)

date: c. 1968

description: Two-story, flat roof, commercial building. Metal coping. Brick and concrete block facade. Metal barrel vault canopy over aluminum framed entrance with tall panel above. Concrete block foundation. 2 X 1 bays. Resource considered non-contributing due to multiple materials modifications; no longer retains historic architectural integrity.

1 non-contributing building (NC)

### 534. 1587 & 1587 1/2 WASHINGTON ST EAST, commercial (KA-4709)

#### Salon Indigo

date: c. 1916

description: Two-story, hip roof house converted to commercial use. Shed roof dormer on the side. Two interior red brick chimneys. Asphalt shingle roof. Wire cut brick facade. 1/1 windows with stone lintels and sills; most are paired. Two-story, projecting gable entrance bay with second floor enclosed; first floor has square brick columns on an enclosed brick balustrade. Brick foundation. 2 X 5 bays. Queen Anne style.

1 contributing building (C)

### 535. 1585 WASHINGTON ST EAST, residential (KA-4710)

date: c. 1898

description: One-story, front facing "L" house. Metal roof. Vinyl siding. Modern windows. Small entrance porch with metal canopy and square wood posts on an enclosed balustrade. Rock-faced concrete block foundation. 2 X 3 bays. Gabled ell house type. Resource considered non-contributing due to materials modifications; no longer retains historic architectural integrity.

1 non-contributing building (NC)



United States Department of the Interior  
National Park Service

## National Register of Historic Places Continuation Sheet

Section number 7 Page 165

East End Historic District (Boundary Increase)

Kanawha County, WV

### 536. 1583 WASHINGTON ST EAST, residential (KA-4711)

date: c. 1915

description: One and one-half-story, side gable house with central front gable dormer on the front. Dormer has knee braces and a small balcony. Asphalt shingle roof. One interior red brick chimney; one partially exposed red brick end chimney. Vinyl siding. Vertical 4/1 windows. One-story, full length, front porch within roof overhang with large square sided columns and an enclosed balustrade. Rear enclosed shed roof porch. Brick foundation. 3 X 4 bays. Bungalow house type.

1 contributing building (C)

#### A. Garage

date: c. 1915

description: One-story, front gable one bay garage - matches house.

1 contributing building (C)

### 537. WASHINGTON ST EAST, commercial (M6)

date: c. 1980

description: One-story, side gable red brick professional building. Resource outside the Period of Significance (POS).

1 non-contributing building (NC)

### 538. 1573 WASHINGTON ST EAST, residential (M7)

date: c. 1980

description: One-story gable hip roof house. Brick facade. asphalt shingle roof. Ramp onto entrance porch. Modern windows. Resource outside the Period of Significance (POS).

1 non-contributing building (NC)

### 539. 1569 WASHINGTON ST EAST, residential (KA-4714)

date: c. 1915

description: Two-story, front gable house. Interior red brick chimney; partially exposed red brick end chimney. Asphalt shingle roof. Exposed rafter tails. Knee braces in gable end. Painted shingle siding. 6/1 and 9/1 windows. One-story, front gable, full length, front porch with gable pediment entrance bay. Porch has knee braces and square wood posts on an enclosed balustrade. Brick foundation. 2 X 3 bays. Craftsman style.

1 contributing building (C)

### 540. 1567 A & B WASHINGTON ST EAST, residential (KA-4715)

date: c. 1920

description: Large two-story, hip roof house with hip dormers and a two-story, projecting gable bay on the front. Gable end has paired windows with Roman grill upper sash. Partial return cornice. Two interior red

United States Department of the Interior  
National Park Service

## National Register of Historic Places Continuation Sheet

Section number 7 Page 166

East End Historic District (Boundary Increase)

Kanawha County, WV

brick corbeled chimneys. Slate roof. Wire cut brick facade. 1/1 windows with stone lintels and sills. Each half of the house on the front has a small hip wraparound entrance porch with battered square wood columns and slatted balustrade. Concrete foundation. 2 X 4 bays. Colonial Revival detailing.

1 contributing building (C)

### A. Garage

date: c. 1920

description: Small one-story, front gable one bay garage with wood siding.

1 contributing building (C)

### 541. 1565 WASHINGTON ST EAST, residential (M8)

#### Apartment Building

date: c. 1983

description: Long two-story gable apartment building with brick facade. Resource outside the Period of Significance (POS).

1 non-contributing building (NC)

### 542. 1555 WASHINGTON ST EAST, commercial (M9)

#### Dollar General Store

date: c. 2005

description: One-story flat roof commercial building with CMU and brick facade. Large parking lot on its west side. Resource outside the Period of Significance (POS).

1 non-contributing building (NC)

### 543. 1545 WASHINGTON ST EAST, residential (KA-4729A)

date: c. 1915

description: Original house on lot torn down along with a number of others. This building originally served as a garage but has been converted to residential apartments. Two-story, hip roof building with central cupola. asphalt shingle roof. Stucco facade on second floor; rock-faced concrete block first floor and foundation. One-story, shed roof, entrance bays added to front. Exterior stair on east side to second floor. Modern windows. 4 X 2 bays. Resource considered non-contributing due to function conversion and material modifications; no longer retains historic architectural integrity.

1 non-contributing building (NC)

### 544. 1539 WASHINGTON ST EAST, residential (KA-4731)

date: c. 1910

description: Two-story, hip roof house with central wall gable on the front and a hip dormer on the side. Asphalt shingle roof. Partial return cornice. Vinyl siding. Modern 1/1 windows. One-story, hip roof, full length, front porch with wrought iron posts and railing. Shingles and oval louver in gable end. Stone

United States Department of the Interior  
National Park Service

## National Register of Historic Places Continuation Sheet

Section number 7 Page 167

East End Historic District (Boundary Increase)

Kanawha County, WV

foundation. 2 X 1 bays. Four Square house type. Resource considered non-contributing due to multiple materials modifications; no longer retains historic architectural integrity.

1 non-contributing building (NC)

### A. Outbuilding

date: unknown

description: One-story, front gable outbuilding. Resource considered non-contributing as primary resource is non-contributing.

1 non-contributing building (NC)

### 545. 1537 WASHINGTON ST EAST, residential (KA-4732)

date: c. 1910

description: Large two-story, front gable house with gable dormer on side. Exposed red corbeled brick end chimney. Red clay tile roof. Red brick facade. 1/1 windows with smooth stone lintels and sills. Two-story, hip roof, full length, front porch with square columns with stone caps: second floor has slatted balustrade with Roman grill end blocks; first floor has an enclosed red brick balustrade with stone cap. Enclosed rear porch. Brick foundation. 4 X 4 bays. Gable front house type with Colonial Revival detailing.

1 contributing building (C)

### A. Garage/Apartments

date: c. 1910

description: Two-story, hip roof garage/apartment. Brick facade. Windows have stone lintels and sills. Side porch supported by brick piers.

1 contributing building (C)

### 546. 1535 WASHINGTON ST EAST, residential (KA-4733)

date: 1916

description: Twin to 1533 Washington Street East. Two-story, front gable house. Partially exposed red brick chimney on the side. Red clay tile roof. Red brick facade. 1/1 windows with painted stone lintels and sills. One-story, hip roof, full length, front porch with gable pediment entrance bay and battered and paneled wood columns on brick piers and an enclosed brick balustrade. Enclosed rear porch. Brick foundation. 2 X 3 bays. Gable front house type with Bungalow detailing.

1 contributing building (C)

### 547. 1533 WASHINGTON ST EAST, residential (KA-4734)

date: 1916

description: Almost a twin to the previous house, 1535 Washington Street East but it has a gable dormer on the side and no gable pediment entrance bay on the porch. The original clay tile roof has been replaced with asphalt shingles.

1 contributing building (C)

United States Department of the Interior  
National Park Service

## National Register of Historic Places Continuation Sheet

Section number 7 Page 168

East End Historic District (Boundary Increase)

Kanawha County, WV

### 548. 1531 WASHINGTON ST EAST, residential (KA-4735)

date: c. 1925

description: One and one-half-story, side gable house with large gable dormer on the front and a shed dormer attached to that. Partially exposed red brick chimney on the side. Asphalt shingle roof. Vinyl siding. 6/1 and 9/1 windows; tripled in the gable dormer. One-story, full length, front porch within roof overhang with gable pediment entrance bay and paired short square wood posts with caps and plinths joined with a horizontal member with protruding faceted blocks and an enclosed brick balustrade with painted stone cap. Brick foundation. 4 X 4 bays. Craftsman style.

1 contributing building (C)

#### A. Garage

date: c. 1925

description: Small one-story, front gable one bay garage that matches house.

1 contributing building (C)

### 549. 1529 WASHINGTON ST EAST, residential (KA-4736)

date: c. 1925

description: Very similar to #17. Differences include a gable front porch within the roof overhang that has arched ends and an arched opening in the entrance bay and the faceted blocks on the porch columns protrude much more. Craftsman style.

1 contributing building (C)

#### A. Garage

date: c. 1925

description: Same garage as previous house (#17) but vinyl sided.

1 contributing building (C)

### 550. 1523-1525 WASHINGTON ST EAST, commercial (M10)

#### Capitol Car Wash

date: 1989

description: Consists of two one-story, flat roof, commercial buildings. One houses the car wash and one houses the office. Resource outside the Period of Significance (POS).

1 non-contributing building (NC)

### 551. 1519 WASHINGTON ST EAST, residential (KA-4738)

date: c. 1925

description: Two-story, front gable house. Two interior corbeled red brick chimneys. Asphalt shingle roof. Clapboard siding. 15/1, 12/1, 9/1 and 1/1 windows. One-story, hip roof, full length, front porch with arched openings and battered square columns on an enclosed balustrade. A shed roof, second floor sits atop the

United States Department of the Interior  
National Park Service

## National Register of Historic Places Continuation Sheet

Section number 7 Page 169

East End Historic District (Boundary Increase)

Kanawha County, WV

front porch and has the same elements. Two-story, shed roof, rear porch. Brick foundation. 3 X 2 bays. Gable front house type with Craftsman detailing.

1 contributing building (C)

### A. Secondary Apartments

date: c. 1925

description: Same as main house except the front porch posts are not sided and the second floor has a paneled enclosed balustrade.

1 contributing building (C)

### 552. 1517 WASHINGTON ST EAST, residential (KA-4739)

date: c. 1925

description: Two-story, hip roof house converted to four apartment units. Asphalt shingle roof. Vinyl siding. Modern slider windows. Four entrance doors on the front with hip canopies over them. Brick foundation. 5 X 5 bays. Resource considered non-contributing due to multiple materials modifications; no longer retains historic architectural integrity.

1 non-contributing building (NC)

### 553. 1513-1515 WASHINGTON ST EAST, commercial (KA-4740)

#### H&R Block

date: c. 1925

description: Two-story, flat roof, commercial building with a one-story, flat roof wing on the east side. Brick dentiled cornice with corbeled brick courses below it. Painted brick facade on the front; unpainted brick elsewhere. 1/1 windows with rusticated lintels and sills on second floor. Window openings on the side are covered. Modern flush aluminum storefront framing with transom infilled. Secondary brick dentiled cornice. Brick pilasters on first floor with stone caps - all painted. Brick foundation. 4 bays wide.

1 contributing building (C)

### 554. 1511 WASHINGTON ST EAST, residential (KA-4741)

#### 1511 Apartments

date: c. 1945

description: Two-story, flat roof, apartment building with basement partially above grade. Common bond red brick facade. Metal multi-paned casement windows with brick sills. Central entrance door with curved canopy supported by square columns. Concrete foundation. 5 X 7 bays.

1 contributing building (C)

#### A. Apartment Building

date: c. 1945

description: Two-story, red brick, gable apartment building. Interior red brick chimney. Asphalt shingle roof. Cat-slide roof entrance bay and porch.

United States Department of the Interior  
National Park Service

## National Register of Historic Places Continuation Sheet

Section number        7        Page        170

East End Historic District (Boundary Increase)

Kanawha County, WV

1 contributing building (C)

### 555. 1507 WASHINGTON ST EAST, commercial (KA-4742)

#### Leonoro's Spaghetti House

date: c. 1925/c. 1970

description: Two-story, front gable house with a one-story, flat roof, commercial wing added to the front. House converted to commercial use. Interior red brick chimney. Asphalt shingle roof. Brick facades on both sections. House has 1/1 windows with stone lintels and sills and concrete foundation. Addition has fixed pane windows and concrete foundation. Gable front house type originally. Resource considered non-contributing due to materials modifications and large addition on the front; no longer retains historic architectural integrity.

1 non-contributing building (NC)

### 556. 1505 WASHINGTON ST EAST, commercial (KA-4743)

#### Duffy's Cleaners

date: c. 1930

description: Long one-story, flat roof, commercial building with front parapet wall. Painted brick facade on side; blonde brick on front. Modern aluminum flush storefront framing. Bubble awning on front.

1 contributing building (C)

### 557. 1503 WASHINGTON ST EAST, commercial (M11)

#### Shop & Go Food Market & Gas

date: c. 1992

description: One-story, front gable, commercial building. Asphalt shingle roof. Brick facade. Flat roof canopy over gas pumps. Resource outside the Period of Significance (POS).

1 non-contributing building (NC)

### 558. 1429 WASHINGTON ST EAST, commercial (M12)

#### Ntelos

date: c. 1970

description: One-story, flat roof, commercial building. Mansard roof style canopy on the front. Blonde brick facade. Flush aluminum storefront framing. Resource outside the Period of Significance (POS).

1 non-contributing building (NC)

### 559. 1421 WASHINGTON ST EAST, commercial (M13)

#### Zegeer Hardware Store

date: c. 1999

United States Department of the Interior  
National Park Service

## National Register of Historic Places Continuation Sheet

Section number 7 Page 171

East End Historic District (Boundary Increase)

Kanawha County, WV

description: One-story, flat roof, commercial building. CMU facade in tan and terra cotta colors. Resource outside the Period of Significance (POS).

1 non-contributing building (NC)

**560. 1413-1415 WASHINGTON ST EAST, commercial (M14)**

**Subway Restaurant**

date: c. 2008

description: One-story, flat roof, commercial building. Large overhang. Red brick facade. Resource outside the Period of Significance (POS).

1 non-contributing building (NC)

**561. 1407 WASHINGTON ST EAST, commercial (M15)**

**Main Kwong Kitchen/Sweet Spoon**

date: c. 1975/c. 2004

description: One-story, flat roof, commercial building. Stepped parapet. Red brick facade. Two recessed storefronts flanked by display windows and divided transom. Resource outside the Period of Significance (POS).

1 non-contributing building (NC)

**562. 1401 WASHINGTON ST EAST, commercial (KA-4760)**

**Katherine Building/Limami**

date: c. 1923

description: Two-story, flat roof, commercial building. Stone coping. Red brick facade accented with slightly recessed brick panels with stone corner blocks. Central stone panel with "Katherine" on it. 1/1 wood windows; tripled on the second floor, front. Central recessed double entrance door storefront with transoms and flanking display windows - modern dark storefront framing. 3 X 3 bays.

1 contributing building (C)

**563. 1343 WASHINGTON ST EAST, residential (KA-4761)**

**Apartment Building**

date: c. 1910/c. 1940

description: Large two-story, hip roof house with hip dormers. Large three-story, flat roof additions added to front and rear. Slate and flat roofs. Interior brick chimneys. Blonde brick facades for all. 1/1 windows with smooth and rusticated stone lintels and sills. Washington Street facade has three garage bays on first floor. Ashlar stone foundation on house; concrete on additions.

1 contributing building (C)

**564. 1341 WASHINGTON ST EAST, commercial (KA-4762)**

United States Department of the Interior  
National Park Service

## National Register of Historic Places Continuation Sheet

Section number 7 Page 172

East End Historic District (Boundary Increase)

Kanawha County, WV

### **Nuway Cleaners**

date: c. 1925/c. 1940

description: Long one-story, shed roof, commercial building with stepped gable parapet on front. Painted brick facade. Central recessed entrance bay flanked by divided display windows. Some of the window openings on the side are arched. Also has entrance on Lee Street. Western wing added c. 1940.

1 contributing building (C)

### **565. 1418-1420 WASHINGTON ST EAST, commercial (KA-4756)**

#### **Sojourner's/YWCA**

date: c. 1930/c. 1998

description: Two-story, flat roof, commercial building with a two-story, red brick addition added to the front. Metal coping. Wire cut and red brick facade. 1/1 windows with stone lintels and sills; addition has "Dry-vit" lintels and sills and belt courses. Original corbeled brick cornice can be seen on side elevation. Resource considered non-contributing due to materials modifications and large front addition; no longer retains historic architectural integrity.

1 non-contributing building (NC)

### **566. 1422 WASHINGTON ST EAST, commercial (KA-4755)**

#### **Haddy Building**

date: c. 1950

description: Two-story, flat roof, commercial office building. Concrete block facade with brick veneer on the front. Narrow fixed pane windows. Double entrance doors on east bay. Concrete block foundation. 8 X 1 bays.

1 contributing building (C)

### **567. WASHINGTON ST EAST, commercial (M18)**

#### **East End Bazaar**

date: c. 2012

description: Open air artisan market created with pallets for walls and shed metal roofs. Resource outside the Period of Significance (POS).

1 non-contributing building (NC)

### **568. 1500 WASHINGTON ST EAST, commercial (M19)**

#### **Gino's Pizza**

date: c. 1983

description: One-story, hip roof, fast food building. Central wall gable on the front. Asphalt shingle roof. Vinyl siding and red brick facade. Resource outside the Period of Significance (POS).

1 non-contributing building (NC)



United States Department of the Interior  
National Park Service

## National Register of Historic Places Continuation Sheet

Section number        7        Page        173

East End Historic District (Boundary Increase)

Kanawha County, WV

---

**569. 1506 WASHINGTON ST EAST, commercial (M20)**

**Tudor's Biscuit World**

date: c. 1988

description: One-story, flat roof, fast food building with mansard roof style canopies. Stucco facade. Resource outside the Period of Significance (POS).

1 non-contributing building (NC)

**570. 1516 WASHINGTON ST EAST, commercial (M21)**

**RCCR**

date: c. 1983

description: One-story, flat roof, commercial building. Professional office building. Stucco and brick facade. Resource outside the Period of Significance (POS).

1 non-contributing building (NC)

**571. 1520 WASHINGTON ST EAST, commercial (M22)**

**WV Health Right**

date: c. 1999

description: Two-story, flat roof, commercial building. Professional office building. Red brick facade with synthetic stucco accents. Porte cochere on front with roof balustrade. Resource outside the Period of Significance (POS).

1 non-contributing building (NC)

**572. 1534 WASHINGTON ST EAST, church (M23)**

**Abundant Life Ministries/Grace Bible Church**

date: c. 2004

description: One-story, rambling gable church building. Asphalt shingle roof. Red brick facade. Gable corner entrance with large fanlight over double entrance doors with sidelights. Resource outside the Period of Significance (POS).

1 non-contributing building (NC)

**573. 1554 WASHINGTON ST EAST, residential (KA-4727)**

date: c. 1925

description: Large two-story, hip roof house with hip dormers and a large two-story, projecting, front gable bay on the front. Asphalt shingle roof. Two interior red corbeled brick chimneys. Partial return cornice. Red brick facade. 1/1 windows with rusticated lintels and sills. Each corner of the front has a wraparound hip roof porch with Tuscan columns and slatted balustrade. Concrete foundation. 2 X 5 bays. Four Square house type.

1 contributing building (C)

United States Department of the Interior  
National Park Service

## National Register of Historic Places Continuation Sheet

Section number 7 Page 174

East End Historic District (Boundary Increase)

Kanawha County, WV

**574. 1550 WASHINGTON ST EAST, commercial (KA-4726)**

**Glottelty Center/YWCA**

date: c. 1930

description: Two-story, hip roof house. Originally a duplex; has been converted to professional office. Two interior brick chimneys. Asphalt shingle roof. Blonde brick facade. 1/1 windows. Each corner of the front has a one-story, front gable, projecting entrance bay with partial return cornice. Concrete foundation. 4 X 4 bays. Brick facade may be a later veneer. Four Square house type.

1 contributing building (C)

**575. 1558 WASHINGTON ST EAST, commercial (KA-4725)**

date: c. 1930

description: Long one-story, front gable, commercial building with a two-story, flat roof addition on the front of synthetic stucco and center glass panels. Asphalt shingle roof. Wood siding and red brick on rear portion. Building listed on the Sanborn Fire Insurance maps as a auto repair garage. Resource considered non-contributing due to materials modifications and large front addition; no longer retains historic architectural integrity.

1 non-contributing building (NC)

**576. 1560 WASHINGTON ST EAST, residential (KA-4724)**

date: c. 1910

description: Twin to 1562 Washington Street East. Two-story, hip roof house with hip dormers. Interior brick chimney. Asphalt shingle roof. Blonde brick facade. 1/1 windows with rusticated stone lintels and sills. One-story, hip roof, three-quarter length, front porch has been enclosed with vinyl siding. Concrete foundation. 2 X 3 bays. Four Square house type.

1 contributing building (C)

**577. 1562 WASHINGTON ST EAST, residential (KA-4723)**

date: c. 1910

description: Twin to previous house, 1560 Washington St. E. Enclosed front porch has two entrance doors.

1 contributing building (C)

**578. 1564 WASHINGTON ST EAST, residential (KA-4722)**

date: c. 1910

description: Similar to above two houses but simpler. Two-story, hip roof house with hip dormer on the front. Asphalt shingle roof. Painted asbestos shingle siding. 1/1 windows. One-story, hip roof, front porch with paneled square wood posts and slatted balustrade. Two-story, enclosed wing on rear. Side porch. Concrete foundation. 2 X 2 bays. Four Square house type.

1 contributing building (C)

United States Department of the Interior  
National Park Service

## National Register of Historic Places Continuation Sheet

Section number 7 Page 175

East End Historic District (Boundary Increase)

Kanawha County, WV

### A. Secondary apartment building

date: c. 1910

description: Two-story, gable apartment building. Asphalt shingle roof. T-111 and asbestos shingle siding. Vertical 2/2 windows. Resource considered non-contributing due to materials modifications; no longer retains historic architectural integrity.

1 non-contributing building (NC)

### 579. 1566 WASHINGTON ST EAST, residential (KA-4721)

date: c. 1910

description: Two-story, front gable house. Asphalt shingle roof. Partial return cornice. Wood shingles in gable end; asbestos shingle siding elsewhere. 1/1 windows; some are paired. One-story, hip roof, full length, front porch with Tuscan columns and slatted balustrade. Side entrance. Concrete foundation. 2 X 3 bays. Gable front house type with Colonial Revival detailing.

1 contributing building (C)

### A. Outbuilding

date: c. 2000

description: One-story, gable outbuilding. T-111 siding. Resource outside the Period of Significance (POS).

1 non-contributing building (NC)

### 580. 1568 WASHINGTON ST EAST, residential (KA-4720)

date: c. 1910

description: Very similar to previous house, 1566 Washington St., E. Two-story, front gable house. Asphalt shingle roof. Partial return cornice. Wood shingles in gable end; asbestos shingle siding elsewhere. Modern 1/1 windows with snap-in grids; 6/6 and 8/8. One-story, hip roof, full length, enclosed, front porch with projecting gable entrance pediment. Entrance bay has paired short square columns on brick piers. Front porch is enclosed with novelty windows. Brick foundation. 2 X 3 bays. Gable front house type with Bungalow detailing.

1 contributing building (C)

### A. Garage

date: c. 1910

description: One-story, front gable garage with detailing that matches house.

1 contributing building (C)

### 581. 1570 WASHINGTON ST EAST, residential (KA-4719)

date: c. 1920

description: Two-story, front gable house. Partially exposed red corbeled brick chimney on side. Red clay tile roof with finial cresting. Partial return cornice. Red brick facade; wood shingles in gable end. Short tripled 1/1 windows with arched transom in gable end. 1/1 windows with rusticated stone lintels and smooth

United States Department of the Interior  
National Park Service

## National Register of Historic Places Continuation Sheet

Section number 7 Page 176

East End Historic District (Boundary Increase)

Kanawha County, WV

stone sills. One-story, front gable, full length, front porch with short square posts on square battered brick piers with corbeled plinths and caps and an enclosed brick balustrade with stone cap. Brick foundation. 2 X 5 bays. Craftsman style.

1 contributing building (C)

### A. Garage

date: c. 1920

description: One-story, front gable garage. Red clay tile roof. Red brick facade. Matches house style.

1 contributing building (C)

### 582. 1572 WASHINGTON ST EAST, residential (KA-4718)

date: c. 1910

description: Two-story, front gable house. One interior red brick chimney; one partially exposed red brick chimney. Red clay tile with finial cresting. Partial return cornice. Red brick facade. 1/1 windows with smooth stone lintels and sills. One-story, hip roof, full length, front porch with square brick columns and an enclosed brick balustrade with stone caps. Brick foundation. 2 X 5 bays. Gable front house type.

1 contributing building (C)

### A. Garage

date: c. 1910

description: One-story, front gable garage. Red brick facade. Matches house.

1 contributing building (C)

### 583. 1574 WASHINGTON ST EAST, residential (KA-4717)

date: c. 1910

description: Two-story, front gable house. Partially exposed red brick chimney on the side. Partial return cornice. Painted brick facade. Modern 1/1 windows with 6/6 snap-in grids. Painted window lintels and sills. One-story, front gable, full length, partially enclosed, front porch. Porch enclosed with windows and wood siding. One-story, hip roof, three-sided, projecting bay on the side. Brick foundation. 2 X 5 bays. Gable front house type.

1 contributing building (C)

### 584. 1576 WASHINGTON ST EAST, residential (KA-4708)

date: c. 1930

description: One and one-half-story, side gable house with central front gable dormer on the front with knee braces and tripled windows with vertical 3/1 windows. Partially exposed red brick chimney on the side. Asphalt shingle roof. Vinyl siding. Vertical 3/1 windows. One-story, full length, front porch within roof overhang with square wood and sided columns and an enclosed sided balustrade. Brick foundation. 3 X 3 bays. Bungalow house type.

1 contributing building (C)

United States Department of the Interior  
National Park Service

## National Register of Historic Places Continuation Sheet

Section number        7        Page        177

East End Historic District (Boundary Increase)

Kanawha County, WV

---

**585. 1578 WASHINGTON ST EAST, residential (KA-4707)**

**Cosmo's**

date: c. 1930

description: Very similar to previous house. One and one-half-story, side gable house with central shed roof dormer on the front. Partially exposed red brick chimney on the side. Asphalt shingle roof. T-111 and aluminum siding. Modern 1/1 windows. One-story, full length, fully enclosed, front porch within roof overhang. Concrete block foundation. 3 X 3 bays. Bungalow house type.

1 contributing building (C)

**586. WASHINGTON ST EAST, commercial (KA-4706)**

date: c. 1920

description: Two-story, flat roof, commercial building. Stone coping. Corbeled red brick primary cornice. Red brick facade with stone diamond and other stone accents. Large windows on the front of the second floor are infilled with plywood. Central man door on first floor with arched brick hood flanked by recessed storefronts with infilled transoms, non-original kickpanels and display windows. Brick foundation. 3 bays wide.

1 contributing building (C)

**587. 1586 WASHINGTON ST EAST, commercial (KA-4705)**

**Tray's Barber Shop**

date: c. 1930

description: Two-story, flat roof, commercial building with stepped parapet and stone coping. Red brick facade. Metal windows on second floor. Central man door on first floor flanked by recessed storefronts. Storefronts have brick kickpanels with stone caps, divided display windows and divided transoms. 2 bays wide.

1 contributing building (C)

**588. 1588 WASHINGTON ST EAST, commercial (KA-4704)**

**Sullivan Records**

date: c. 1930

description: One-story, flat roof, commercial building. Stone coping. Stepped parapet on side elevation. Painted brick facade on side; red brick facade on front. Two storefronts: one has central deeply recessed entrance flanked by display windows, infilled transom and non-original kickpanels; other has side angled recessed entrance, painted transom area, divided display window and paneled wood kickpanels. 2 bays wide.

1 contributing building (C)

**589. 1598C WASHINGTON ST EAST, commercial (KA-4703)**

**New Connections**

United States Department of the Interior  
National Park Service

## National Register of Historic Places Continuation Sheet

Section number 7 Page 178

East End Historic District (Boundary Increase)

Kanawha County, WV

date: c. 1920

description: Two-story, flat roof, commercial building. Stepped parapet on front and side. Stone coping. Brick panels in primary and secondary cornice area outlined with blonde bricks. Red brick facade with stone accents and stone belt course separating the floors. 1/1 windows on second floor; end windows are paired. One large storefront with recessed entrance, glass block transom, divided display windows and painted brick kickpanels. Smaller storefront on east side has a side angled recessed entrance with same materials. Concrete foundation. 6 bays wide.  
1 contributing building (C)

### **590. 1594 WASHINGTON ST EAST, commercial (KA-4702)**

date: c. 1930

description: Two-story, flat roof, commercial building. Corbeled brick cornice with brick dentils. Painted brick facade. Second floor windows are infilled with painted plywood; windows have rusticated lintels and sills. Brick dentiled secondary cornice. Non-original recessed storefront with fabric shed awning. 3 bays wide.  
1 contributing building (C)

### **591. 1596 WASHINGTON ST EAST, commercial (KA-4701)**

#### **Jeff's Barber Shop**

date: c. 1930

description: Two-story, flat roof, commercial building. Corbeled brick cornice with brick dentils. Painted brick facade. 1/1 second floor windows with rusticated stone lintels and sills. Secondary brick dentiled cornice. Central man door with infilled transom flanked by recessed storefronts. Storefronts have shed fabric awnings, divided display windows and brick kickpanels. 4 bays wide.  
1 contributing building (C)

### **592. 1598 WASHINGTON ST EAST, commercial (KA-4700)**

#### **Roof By Aspen**

date: c. 1930

description: Two-story, flat roof, commercial building. Corbeled brick cornice. Painted brick facade. Second floor windows have been infilled with brick on the front and wood infill on the side. Modern mural on the side elevation. Recessed corner entrance with modern ribbon display windows and painted wood infill. 2 bays wide.  
1 contributing building (C)

### **593. 1602 WASHINGTON ST EAST, commercial (KA-4692)**

#### **Bluegrass Kitchen**

date: c. 1915

United States Department of the Interior  
National Park Service

## National Register of Historic Places Continuation Sheet

Section number 7 Page 179

East End Historic District (Boundary Increase)

Kanawha County, WV

description: Two-story, flat roof, commercial building. Stone coping. Corbeled brick primary cornice with corbeled brick brackets. Red brick facade. 1/1 windows on the second floor with brick header belt course and smooth stone sills. One flush storefront with aluminum framing and one recessed entrance storefront with divided display windows. Both storefronts have bubble awnings. 4 bays wide.  
1 contributing building (C)

**594. 1604 WASHINGTON ST EAST, commercial (KA-4691)**

**Little India Restaurant**

date: c. 1920

description: Two-story, flat roof, commercial building. Originally a fire house. Metal coping. Metal overhanging primary cornice. Red brick facade. Multipaned windows on the second floor - non-original. Flush entrance door with divided transom and sidelights. French doors with divided transoms. Outdoor seating area with metal fence. 3 bays wide.

1 contributing building (C)

**595. 1606 WASHINGTON ST EAST, commercial (KA-4690) (M25)**

**State Department of Motor Vehicles Records Division**

date: c. 1970

description: One-story, flat roof, commercial building. Metal and stone coping. Red brick facade. Long narrow fixed pane windows flanked by stucco panels. Recessed entrance door. Resource outside the Period of Significance (POS).

1 non-contributing building (NC)

**596. 1610 WASHINGTON ST EAST, commercial (KA-4689)**

**WVSSPA**

date: c. 1930

description: Former Theater. Two-story, flat roof, commercial building with large central square tower on the front. Metal coping. White brick facade. Tower has neon sign and curved quoined corners. Metal canopy over flush entrances. Central angled ticket booth flanked by double metal doors with semi-lunette glazing. Art Deco style.

1 contributing building (C)

**597. 1614 WASHINGTON ST EAST, commercial (KA-4687)**

**State Farm Insurance**

date: c. 1910

description: Large two-story, front gable house converted to commercial use. Two interior corbeled brick chimneys. Asphalt shingle roof. Partial return cornice. Vinyl siding. Modern 1/1 windows with shutters on the front. One-story, hip roof, full length, front porch with modern Doric columns and wrought iron railing.

United States Department of the Interior  
National Park Service

## National Register of Historic Places Continuation Sheet

Section number        7        Page        180

East End Historic District (Boundary Increase)

Kanawha County, WV

---

Two entrance doors with transoms. Parged foundation. 4 X 6 bays. Gable front type. Resource considered non-contributing due to multiple materials modifications; no longer retains historic architectural integrity.  
1 non-contributing building (NC)

**598. 1626 WASHINGTON ST EAST, commercial (KA-4686) (M26)**

**McDonald's Restaurant**

date: c. 1980

description: One-story, flat roof, commercial building. Red brick and faux stone veneer facade. Resource outside the Period of Significance (POS).

1 non-contributing building (NC)

**599. 1630 WASHINGTON ST EAST, commercial (KA-4685) (M27)**

**7 Eleven Convenience Store/BP Gas Station**

date: c. 1985

description: One-story, flat roof, commercial building with mansard style canopy on the front. Concrete block facade. Flat roof canopy over gas pumps. Resource outside the Period of Significance (POS).

1 non-contributing building (NC)

*End of List*



United States Department of the Interior  
National Park Service

## National Register of Historic Places Continuation Sheet

Section number      8      Page      181

East End Historic District (Boundary Increase)

Kanawha County, WV

### Statement of Significance

The East End Historic District (boundary increase) is eligible for listing in the National Register of Historic Places under *Criterion C: Architecture* as a locally significant collection of domestic architecture representing the architectural styles and vernacular building types typical in the late nineteenth to the early twentieth century. The boundary increase area is stylistically and chronologically in keeping with the properties within the original district boundary, listed in 1978.

The period of significance dates from c.1905 when the first building within the district was constructed (#510) and ends in 1962 with the constructing of the youngest contributing resource (#270). As a whole, the area, combined with the original district, retains its original character as a residential neighborhood in a capital city and county seat. The vast majority of the individual resources retain their character defining elements that illustrate architectural styles and types.

### Contextual History

Though created by an act of the Virginia legislature in 1794, it was not until the last quarter of the nineteenth century that Charleston's population began to swell. The selection of Charleston as the permanent state capital in 1877, industrial development, and advances in transportation all contributed to the city's growth during this period.

Charleston's earliest transportation routes were developed to facilitate the salt works, the area's first major industry. Later, oil, gas, timber, and coal also became significant contributors to the area's growth. Dams and other navigation improvements on the Kanawha River were complete by the turn of the century which greatly expanded the coal industry. The arrival of the railroad in Charleston also facilitated the growth of industry. The first to arrive was the Chesapeake & Ohio in 1873. Others followed, connecting Charleston to outlets throughout the country.<sup>1</sup>

Prior to 1876, major growth in Charleston occurred mainly to the area west of Bradford Street – closer to present day downtown. With population soaring after that time, Charleston's eastern end, part of the massive Ruffner family holdings, was ripe for development. In three decades, Charleston's population increased nearly 400% to more than 15,000 people in the 1900 census.<sup>2</sup>

Once the railroads were firmly established and the capital permanently settled in Charleston, civic improvements were made throughout the city. In the East End drainage ditches and storm sewers were

<sup>1</sup> Gioulis, Michael. *Washington Street East Historic Resource Survey Charleston, WVA Kanawha County*

<sup>2</sup> Ibid.

United States Department of the Interior  
National Park Service

## National Register of Historic Places Continuation Sheet

Section number 8 Page 182

East End Historic District (Boundary Increase)

Kanawha County, WV

installed, allowing for development on land once considered marshy, north of present-day Washington Street East.<sup>3</sup> Part of this development included the construction of the Laidley Athletic Field in 1918 – which involved the closing of Nancy Street north of the railroad tracks – and the construction of field stands in 1920.<sup>4</sup>

The city's warehousing activity was centered near the railroad tracks in this area. The Kanawha & Michigan Railroad, for example, had significant facilities in the district including a major depot, freight depots, a roundhouse and yards. The Kanawha Mine Car Company (current Kanawha Manufacturing Company) established a plant on Dixie Street in 1902. They manufactured and repaired mine cars using the K&M for shipping purposes.<sup>5</sup>

Other businesses opened as well, utilizing this convenient transportation hub. Some businesses included Charleston Lumber Manufacturing Company, Yellow Pine Lumber Company, Ohio Valley Furniture Company, Charleston Milling Company, McJunkin warehouses and headquarters, Kanawha Mine Car Company, Ruffner Brothers Wholesale, Hubbard and Lewis, and others. The East End neighborhoods grew along with the businesses, the warehouses, and the railroads. Between the turn of the century and 1920 the city's population more than doubled to nearly 40,000.<sup>6</sup>

The 1919 Sanborn Fire Insurance map indicates that the vast majority of the construction in the boundary increase area was along both sides of Washington Street. Although not built out, there were fewer empty lots than in other areas of the amended district. The area was first reached with streetcars in the 1880s along Washington Street. By the early 20<sup>th</sup> century, the neighborhood was served by Charleston Traction Company's electrified street cars. Three streetcar loops were established within Charleston itself, with other routes serving St. Albans and other outlying areas. All three loops were within walking distance of the East End. By the 1920s, small passenger buses (some of which were touring cars) also served these areas.<sup>7</sup>

The early streetcars made factories and businesses in other areas of Charleston and the surrounding area more accessible. Such places included the Libby-Owens Plate Glass Factory on the south side, the Owens Bottling Plant in Kanawha City, and the Kelly Ax and Tool factory on Patrick Street on the city's western end. The development of the chemical industry in the valley in the 1920s also contributed to the city's

<sup>3</sup> 1912 Sanborn Fire Insurance Map

<sup>4</sup> "Laidley Field to be Best in State When Work is Done," *Charleston Gazette*, 12 May 1924. The stands that were constructed in 1920 collapsed in November 1923 and new stands constructed in 1924.

<sup>5</sup> Peyton, Billy Joe. *1560, 1562, 1564, 1566 Dixie Street Kanawha County Charleston, West Virginia*.

<sup>6</sup> Ibid. 1912 Sanborn Fire Insurance Map.

<sup>7</sup> Stan Cohen and Richard Andre. *Kanawha County Images A Bicentennial History 1788-1988*. Pictorial Histories Publishing Company, Charleston, WV. 1987. Page 180.

United States Department of the Interior  
National Park Service

## National Register of Historic Places Continuation Sheet

Section number 8 Page 183

East End Historic District (Boundary Increase)

Kanawha County, WV

growth and need for housing. Evidence of this building boom are the 1933 Sanborn maps which show some blocks built out and others with as few as only one or two empty lots.<sup>8</sup>

By the 1930s, the city population swelled to over 60,000.<sup>9</sup> In addition to the various industries and businesses, another spur to growth and development in the East End was the construction of a new state capitol building in the neighborhood between 1924 and 1932.<sup>10</sup> As early as 1924, apartments and rooms for rent were advertised in the local newspapers as “near the new capitol site.”<sup>11</sup> Real estate companies advertised houses for sale with its location near the new capitol as a selling point.<sup>12</sup> Such ads continued into the 1930s.

Though a large number of houses in the district were constructed in the 1920s and 1930s, construction continued through the 1940s. A July 1940 news article indicated that 18 new homes were needed every week to house the Valley’s growing population and developers reported that, nine out of 10 times, houses were sold before construction was even complete.<sup>13</sup> Construction continued into the 1950s until the neighborhood was built out. Following this time period, some industry began to decline. By the early 1970s, Charleston began to lose population due to deindustrialization, urban renewal, interstate construction, and suburbia.

### *Architecture*

The amended area of the East End Historic District is significant as a collection of period architecture, dating to the first half of the 20<sup>th</sup> century. Like the original district, the amended area contains primarily residential, single-family dwellings. Many of them are two to two-and-a-half story, gable-front house types. In addition to the single-family residences, the neighborhood includes two schools (#28 & 490), churches (#1, 24, 110 & 269), commercial buildings (examples include #s 555, 556, 560-562, 586-588 & 594), and numerous duplexes and apartment buildings (including #s 4, 16, 21, 36, 49, 87, 93, 100, 111, 112, 125, 150, 168, 183, 233, 281, 299, 310, 345, 346, 408, 463504 and Photos 5 & 18). The area is dense with small yards, secondary outbuildings, and wide streets with sidewalks.

The East End Historic District boundary increase displays a variety of architecture types and styles. While the district does not contain a large number of buildings with high style architecture, it is an excellent grouping of vernacular compositions. Most have square or rectangular footprints and are of frame

<sup>8</sup> Sanborn Fire Insurance map, 1933.

<sup>9</sup> Gioulis, Michael. *Washington Street East Historic Resource Survey Charleston, WVA Kanawha County*

<sup>10</sup> Peyton, Billy Joe. *Charleston in the Modern Era: 1900-2000*. Lecture. November 14, 2013. Charleston, WV.

<sup>11</sup> Classifieds, *Daily Mail*, 22 January 1924.

<sup>12</sup> “Near the New Capitol,” *Daily Mail*, 17 August 1930; “Richard Higgins and Co.,” *Daily Mail*, 17 August 1931.

<sup>13</sup> “Tour of City, Suburbs Reveals Building Boom,” *Charleston Gazette*, 14 July 1940.

United States Department of the Interior  
National Park Service

## National Register of Historic Places Continuation Sheet

Section number 8 Page 184

East End Historic District (Boundary Increase)

Kanawha County, WV

construction. They have front and rear porches and many display characteristics of architectural styles and types popular at the time of construction including the Dutch Colonial Revival, Colonial Revival, Tudor Revival, American Foursquare, and Craftsman.

The majority of the house types are typical of the time period between the two World Wars. They are vernacular houses with stylistic detailing. Like the Luna Park Historic District (NR 2012) in Charleston, the amended area reflects the “small house” movement of the 1920s and 1930s. The movement was a response to the more elaborate Victorian style of architecture popular previously, as well as a simpler life style.<sup>14</sup> Prior to World War I, architects were designing large, high-style houses for the wealthy. As technology changed, however, inexpensive techniques were perfected and characteristics of period-style architecture were easily mass produced in smaller-scale houses throughout neighborhoods.<sup>15</sup>

The most prevalent house type in the district is the gable front, often exhibiting details of the Craftsman, Tudor Revival, and Colonial Revival styles as well as Bungalow (Photos 3, 6-8, 11, 12, 16, 21 and 24). An example of this type with Craftsman detailing is resource #252 located at 1428 Lee Street East. It has a red clay tile roof with finial cresting, a projecting three-sided entrance vestibule, and battered round porch posts. A gable front house type with Tudor Revival detailing is resource #257, located at 1418 Lee Street East. The front gable features half-timbering and stucco and a recessed balcony with an arched opening. There are several houses in a row along Lee Street East of this type with the same type of detailing.

There are also numerous Four Square house types within the district (Photo 14). The Four Square, sometimes referred to as Transitional Pyramid or American Four Square, was designed in response to the more ornate Victorian era styles and the Revival styles popular through the last half of the nineteenth century. Four Squares date from the mid-1890s to the late 1930s and often incorporate elements of the Craftsman or Colonial Revival styles. Four Squares are so called as they generally have four rooms on the first floor and four on the second floor, with a mostly square footprint. Four Squares have hip roofs with a central hip or shed dormer; some examples have dormers on three or even four sides. The type was easy to replicate so it was often found in Sears and other kit house types which were shipped throughout the country via railroads. There are a number of Four Square houses along Lewis and Jackson Streets including resource #s 124, 135, 137, and 141 on Jackson Street and resource #s 331, 333, 335, and 336, all on Lewis Street. There are a number of Four Squares on Lee and Beauregard Streets as well.

Popular into the 1930s, the Bungalow is the third most common house type within the district (Photos 3, 11, and 12), following the gable front and Four Square. Generally, Bungalows in the district have low-pitched, side-gable roofs with a large dormer, large overhangs, and full-length recessed porches. Many Bungalows feature Craftsman style characteristics. The style emphasized simple design, natural materials, wide

<sup>14</sup>Small House Living. [www.smallhouseliving.org/random-thoughts/history-sm-house-mvmnt.htm](http://www.smallhouseliving.org/random-thoughts/history-sm-house-mvmnt.htm). Accessed June 30, 2014.

<sup>15</sup>“Historic Residential Suburbs,” National Register Bulletin (National Park Service, U.S. Department of the Interior, 2002), 59-60.

United States Department of the Interior  
National Park Service

## National Register of Historic Places Continuation Sheet

Section number 8 Page 185

East End Historic District (Boundary Increase)

Kanawha County, WV

overhangs with large knee braces, and large stone or brick chimneys. One example of a Bungalow displaying elements of the Craftsman style is Resource #195 located at 1575 Jackson Street (Photo 13). It was constructed c. 1925 and displays the Craftsman style with its side gable roof with large eaves, red clay tile roof with finial cresting, knee braces, stained glass accent window and square brick porch columns. All are typical details of Craftsman style. Other examples include resource #s 11, 152, 188, 328, 354, 400, 477 (Photos 3, 11, 12).

This same time period was the heyday of kit houses. Sears, Montgomery Ward, and Aladdin were the most prominent companies. Montgomery Ward began selling the kits under their own name but soon began selling the kits under the names Wardway and Gordon Van Tine. Since kit houses were shipped via rail, the East End neighborhood was ripe for kit house development. The railroad was easily accessible and the area needed a lot of housing stock in a short period of time. Kit houses often arrived in 12,000 pieces along with a 75 page instruction book.<sup>16</sup> There are a number of "kit" houses within the district and many more are suspected (Resource #s 207, 198 and 333, Photo 10). According to the book, *Last Harvest* by Witold Rybczynski, between 1900 and 1940 more than a quarter of a million houses were built as kits.<sup>17</sup> Charleston's East End exhibits a number of them.

Kit houses often used the Bungalow pattern. An example of a Bungalow and a Sears kit house is resource #198. Located at 1583 Jackson Street, it was constructed c. 1925. It is a 1 ½-story, side gable house with front dormer, knee braces, nine-over-one windows, and square porch columns. The kit pattern was known as the "Westly" and was sold by Sears.

Other house styles found within the district include Colonial Revival, Tudor Revival, and Dutch Colonial Revival (resource #s 2 & 251 (Colonial Revival); 403 (Tudor Revival); and 229-231 (Dutch Colonial Revival) and photos 3 & 9). The Art Deco and Art Moderne styles were developed in the 1920s along with the other styles and types mentioned above and are represented in several of the apartment buildings within the district (Photo 18). Art Deco style apartment buildings include #397, 463 and 521. Art Moderne style apartment buildings include #262, 332, 346, and 359. The only other representative of the Art Deco style is a theater building (#596) on Washington Street East. Both styles feature streamlined designs with smooth wall surfaces and geometric lines and accents as well as geometric motifs and vertical accents.

In addition to houses, the district contains two schools; one modern and one historic (resources #s 28 & 490, Photo 15), a number of churches (1, 24, 110 & 269, Photos 1, & 4), commercial buildings (Photos 1, 4, 15 and 22), an old fire house converted to apartments (resource #436), apartment houses (resource #s 16, 21, 36, 49, 87, 93, 100, 111 ) and garages for the houses. The garages are generally located at the rear of lots accessed via a driveway or an alley.

<sup>16</sup> Thornton, Rosemary. *The Houses That Sears Built* Gentle Beam Publications, Alton, Ill. 2004. Page 5.

<sup>17</sup>Rybczynski, Witold *Last Harvest* Scribner. New York, NY. 2007. Page 197.

**United States Department of the Interior**  
National Park Service

# **National Register of Historic Places**

## **Continuation Sheet**

Section number      8      Page      186

**East End Historic District (Boundary Increase)**

**Kanawha County, WV**

### **Summary**

Overall, the district maintains its architectural and historical integrity and exhibits the characteristics of its original planning and development. A homeowner from 1920 would recognize his own home and his neighbors' were he to walk the neighborhood today. See Photo 8 and Figure 1 for same view of Lee Street approximately 100 years apart; except for the growth of the foliage, the neighborhood and individual homes look the same. The East End Historic District and the proposed boundary increase are a well preserved stand of late 19th and early 20th century architecture.

The East End Historic District boundary increase is eligible for listing in the National Register of Historic Places as an important collection of architecture from the first decades of the 20th century. The period of significance begins c. 1905 when the first building was constructed in the district until 1962 when the last contributing building was built.

United States Department of the Interior  
National Park Service

## National Register of Historic Places Continuation Sheet

Section number      9      Page      187

East End Historic District (Boundary Increase)

Kanawha County, WV

---

### Bibliography: Works Cited and Referenced

Andre, Richard and Cohen, Stan. *Kanawha Images Vol.2*. Pictorial Histories Publishing Co., Inc., 1416 Quarrier Street, Charleston, West Virginia 25301. 2001.

Bumgardner, Stan. *Postcard History Series Charleston*. Arcadia Publishing, Charleston South Carolina, Chicago Illinois, Portsmouth New Hampshire, San Francisco California. 2006.

Cohen, Stan and Andre, Richard. *Kanawha County Images A Bicentennial History 1788-1988*. Pictorial Histories Publishing Co., Inc., Charleston, West Virginia 25304 and Kanawha Bicentennial, Inc. Charleston, West Virginia. 1987.

Comstock, Jim. *The West Virginia Heritage Encyclopedia*. Jim Comstock, Richwood, West Virginia. 1976.

Copies of photographs courtesy of the West Virginia & Regional History Collection, West Virginia University, Morgantown, West Virginia.

*East End Historic District* National Register of Historic Places nomination. Accessed by the author November 2013.

*Gazette, Sunday, January 11, 1925 "New Sales Room."* Article about the Lewis Motor Sales building provided to the author by Charleston Blueprint December 2013.

Gioulis, Michael. *Charleston East End/New Market Square Warehouse District Historic Resource Survey Kanawha County, WVA*. Fall/Winter 2002. Accessed by the author January and February 2014.

Gioulis, Michael. *Washington Street East Historic Resource Survey Charleston, WVA Kanawha County*. Fall and Winter of 2003. Accessed by the author November 2013.

Harris, John T., Editor. *Official Register Division of the West Virginia Legislative Hand Book and Manual. 1921*. Tribune Printing Company, Charleston, West Virginia. 1921.

<http://antiquehomestyle.com/plans/montgomery-ward/index.htm>

Kanawha County Courthouse maps and deeds.

Peyton, Billy Joe. *1560, 1562, 1564, 1566 Dixie Street, Kanawha County, Charleston, West Virginia*. Section 106 Review Report. Accessed by the author Fall/Winter 2013/2014.

**United States Department of the Interior**  
National Park Service

## **National Register of Historic Places Continuation Sheet**

Section number      **9**      Page      **188**

**East End Historic District (Boundary Increase)**

**Kanawha County, WV**

Peyton, Billy Joe. *Charleston: The Modern Era*. West Virginia Archives and History Thursday Evening Lecture. Author attended lecture November 14, 2013.

Peyton, Billy Joe. *Then & Now Charleston*. Arcadia Publishing, Charleston South Carolina, Chicago Illinois, Portsmouth New Hampshire, San Francisco California. 2010.

Randall, James D. and Gilmer, Anna E. *Black Past*. James D. Randall and Anna Evans Gilmer. 1989.

Rybczynski, Witold. *Last Harvest*. Scribner, New York, NY 10020. 2007.

*Sanborn Fire Insurance Maps. Charleston, West Virginia*. 1912, 1918, 1923, 1933 and 1950.

Thrash, Mary. *West Virginia Courthouses A Pictorial History*. Mary Thrash, Clarksburg, West Virginia. 1984.

Tipton, J.C. *Charleston and Its Resources The Capitol City Illustrated*. Charleston Business and Industrial Association. 1898.

West Virginia Division of Culture and History. Numerous West Virginia Historic Property Inventory Forms. Accessed by the author Fall/Winter 2013-2014.

[www.ccumwv.org/templates/System/details.asp?id=34319&PID=332933](http://www.ccumwv.org/templates/System/details.asp?id=34319&PID=332933). *First Methodist Episcopal Church 1908-1969*.

[www.eichleay.com/history2.htm](http://www.eichleay.com/history2.htm). *Houses moved for new state capital*.

[www.mywvhome.com/twenties/glenwood.html](http://www.mywvhome.com/twenties/glenwood.html). *Glenwood & Roosevelt Schools*.

[www.smallhouseliving.org/random-thoughts/history-sm-house-mvmnt.htm](http://www.smallhouseliving.org/random-thoughts/history-sm-house-mvmnt.htm)



United States Department of the Interior  
National Park Service

## National Register of Historic Places Continuation Sheet

Section number 10 Page 189

East End Historic District (Boundary Increase)

Kanawha County, WV

### VERBAL BOUNDARY DESCRIPTION:

The boundary of the East End Historic District (boundary increase) begins at the northeast corner of the junction of the railroad tracks and Greenbrier Street. It continues south to the junction of Greenbrier Street and Franklin Avenue, the southeastern point of resource #523. It then travels west to the end of Franklin Avenue, crosses Elizabeth Street and continues west along the southern lot lines of all resources along Lee Street East. The boundary continues west along Lee Street until it meets Ruffner Avenue, it then travels south, on the east side, to the rear, southern, lot line of resource #467 where it continues west again to the west lot line of resource #467, then jogs north to an alley and the southern lot line of resource #272. From there it continues west to the southern lot lines of resources #7 and 8, then jogs south again to travel along the southern lot line of resource #8. It then continues directly west along the southern lot line of resource #5 to Shelton Alley. From Shelton Alley it travels south to the junction of Shelton Alley and Quarrier Street where it continues west on Quarrier Street to the west side of Quarrier Street and Bradford Street; it then turns south along the eastern lot line of resources #449 and 29. The boundary turns west at the southern lot line of resource #29 to the southern lot line of resource #452 where it turns south to Virginia Street. It travels west along Virginia Street to beyond resource #522 and heads north up to Quarrier Street along the western lot line of resource #460. The boundary then travels east along Quarrier Street to turn north along the western lot line of resource #28. It continues north up to Washington Street East along the western lot line of resource #564 where it turns east to the junction of Washington Street East and Shelton Alley. It turns north at Shelton Alley and continues north to Lewis Street along the western lot line of resource #340 where it turns east to the western lot line of resource #339. At the northern lot line of resource #339 the boundary travels east to the northeast corner lot line of resource #339 and heads north to the northern lot line of resource #483. The boundary then turns east to run along the north lot line of the resources along Dixie Street to turn south along the eastern lot line of resource #55. The boundary then runs along the south side of the lot lines on the north side of Dixie Street until it arrives at the junction of Dixie Street and Thompson Street. The boundary turns north again on the west side of Thompson Street to the northern lot line of resource #513 and continues east to the western lot line of resource #415. The boundary then travels north to the northern lot lines of Dixie Street and then travels east to meet the start of the boundary on Greenbrier Street and the railroad tracks.

### BOUNDARY JUSTIFICATION:

The East End Historic District (boundary increase) consists of the historic residential and commercial sections of the East End neighborhood that retain historical and architectural integrity. To the north of the nominated area is a warehouse district that relates to the warehousing and railroad industries. To the east of the nominated area is the capitol complex containing the state capitol and all of its accompanying governmental resources. To the south of the nominated area is the existing East End Historic District. To

East End Historic District (boundary  
increase)

Name of Property

Kanawha County, WV

County and State

**United States Department of the Interior**  
National Park Service

# **National Register of Historic Places**

## **Continuation Sheet**

Section number      **10**      Page      **190**

**East End Historic District (Boundary Increase)**

**Kanawha County, WV**

---

the west of the nominated area are more modern resources, parking lots and intrusions. The proposed boundary increase consists of the remaining sections of the East End neighborhood of Charleston that retains a concentration of integrity with buildings that were developed in the late 19th and early to mid-20th centuries.

United States Department of the Interior  
National Park Service

## National Register of Historic Places Continuation Sheet

Section number      Photos      Page      191

East End Historic District (Boundary Increase)

Kanawha County, WV

Name: East End Historic District boundary increase  
Address: Roughly bound by Dixie Street, Greenbrier Street, Lee Street East, and Shelton Alley  
City: Charleston  
County: Kanawha  
Photographer: Jean Boger/Susan Critchley  
Date: Spring 2014

- Photo 1 of 24      Resource #24. 217 Bradford Street looking west.
- Photo 2 of 24      Resources #65, 66 and 448. North side of Dixie Street looking northeast.
- Photo 3 of 24      Resources #73-69. South side of Dixie Street looking southeast.
- Photo 4 of 24      Resource #110. 501 Elizabeth Street looking northwest.
- Photo 5 of 24      Resource #111. North side of Franklin Avenue looking northwest.
- Photo 6 of 24      Resources #126-130. North side of Jackson Street looking northwest.
- Photo 7 of 24      Resources #275-280. South side of Lee Street East looking southeast.
- Photo 8 of 24      Contemporary photo of north side of Lee Street East looking west from Ruffner Avenue, c. 2013. Resources #251-253.
- Photo 9 of 24      Resources #229-231. North side of Lee Street East looking north towards Ruffner Avenue.
- Photo 10 of 24      Resource #333. 1520 Lewis Street. Sears kit house, the "Alhambra." Looking north.
- Photo 11 of 24      Resources #407-403. South side of McClung Street looking southeast.
- Photo 12 of 24      Resources #427-425. West side of Nancy Street looking northwest.

**United States Department of the Interior**  
National Park Service

## **National Register of Historic Places**

### **Continuation Sheet**

Section number      **Photos**      Page      **192**

**East End Historic District (Boundary Increase)**

**Kanawha County, WV**

- 
- |                |  |
|----------------|--|
| Photo 13 of 24 | Resources #430, 429 and 195. West side of Nancy Street looking towards Jackson Street and northwest. |
| Photo 14 of 24 | Resources #451-454. South side of Quarrier Street looking southwest.                                 |
| Photo 15 of 24 | Resource #490, 502 Ruffner Avenue, Roosevelt Junior High School. Looking east.                       |
| Photo 16 of 24 | Resources #489-487. East side of Ruffner Avenue looking northeast.                                   |
| Photo 17 of 24 | Resources #516-518. West side of Thompson Street looking west.                                       |
| Photo 18 of 24 | Resource #521, Cavalier Apartments, 1316 Virginia Street East. Looking north.                        |
| Photo 19 of 24 | Washington Street East looking west showing modern intrusions.                                       |
| Photo 20 of 24 | Washington Street East looking northeast showing small pocket park.                                  |
| Photo 21 of 24 | Resources #583-81. North side of Washington Street East looking northwest.                           |
| Photo 22 of 24 | Resources #589-592. North side of Washington Street East looking northeast.                          |
| Photo 23 of 24 | Resource #567. North side of Washington Street East looking north.                                   |
| Photo 24 of 24 | Resources #165-159. South side of Jackson Street looking southwest.                                  |

United States Department of the Interior  
National Park Service

## National Register of Historic Places Continuation Sheet


Section number    **Figure**    Page    **193**

**East End Historic District (Boundary Increase)**

**Kanawha County, WV**

**Figure 1.**

Historic postcard of north side of Lee Street East looking west from Ruffner Avenue, c. 1917.



United States Department of the Interior  
National Park Service


# National Register of Historic Places Continuation Sheet

Section number    Figure    Page    194

East End Historic District (Boundary Increase)

Kanawha County, WV

Figure 2.



[Figure 2] 1883 Plat of Joel Ruffner Estate  
Source: Kanawha County, WV, Map Book 1, page 20

United States Department of the Interior  
National Park Service

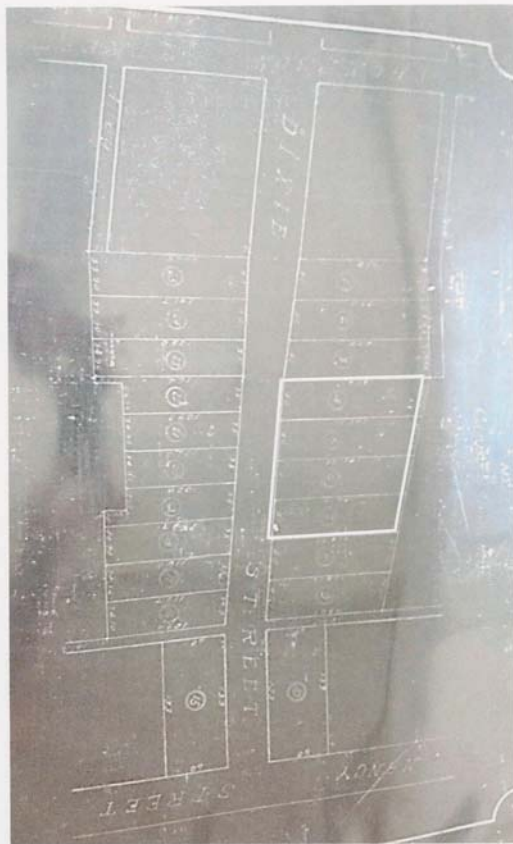
# National Register of Historic Places Continuation Sheet

Section number    **Figure**    Page    **195**

**East End Historic District (Boundary Increase)**

**Kanawha County, WV**

**Figure 3.**



**[Figure 6] Circa 1920 Plat of Cabell Addition**

Source: Kanawha County, WV, Map Book 3, page 149



EAST END HISTORIC DISTRICT  
BOUNDARY INCREASE  
CHARLESTON  
KANAWHA COUNTY, WVA

- DATUM 83 UTM ZONE 17N  
 A. 38.341060/-81.612586  
 B. 38.337156/-81.615505  
 C. 38.343573/-81.629406  
 D. 38.349282/-81.622835



= Extraneous areas outside of  
Boundary Increase boundaries



Historic District Boundary  
Boundary Increase boundaries



Date  
MAY 2014

MICHAEL GIOULIS  
HISTORIC PRESERVATION CONSULTANT  
614 MAIN STREET  
SUTTON, WV 26601  
(304) 765-5716


EAST END HD BOUNDARY INCREASE  
CHARLESTON  
KANAWHA COUNTY, WVA


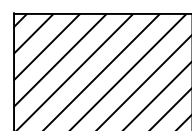



KEY:

Date  
MAY 1, 2014

SCALE:



-  = Contributing to the East End Boundary Amendment HD
-  = Non-contributing to the East End Boundary Amendment HD
-  = Boundary Increase Boundaries

MICHAEL GIOULIS  
 HISTORIC PRESERVATION CONSULTANT  
 614 MAIN STREET  
 SUTTON, WV 26601  
 (304) 765-5716



EAST END HISTORIC DISTRICT BOUNDARY INCREASE  
 CHARLESTON  
 KANAWHA COUNTY, WVA

# PHOTOGRAPH LOG

SCALE:

0 200' 500' 1300'



KEY:

— = Boundary Increase Boundaries

① = Photo number and direction



EXISTING EAST END HISTORIC DISTRICT

Date  
MAY 1, 2014

MICHAEL GIOULIS  
HISTORIC PRESERVATION CONSULTANT  
614 MAIN STREET  
SUTTON, WV 26601  
(304) 765-5716

EAST END HISTORIC DISTRICT BOUNDARY INCREASE  
CHARLESTON  
KANAWHA COUNTY, WVA

DWG.  
2 OF 2









AMERICAN PUBLIC  
LIBRARY  
1000 1/2 12th St  
AMERICAN PUBLIC LIBRARY





DO NOT  
ENTER

ALTIMA  
NRG 156







**West Virginia & Regional History Center**

**LEE STREET, LOOKING WEST FROM RUFFNER AVE., CHARLESTON, W. VA.**



25

NO PARKING  
IN FRONT OF  
THIS HOUSE  
OR DRIVE

















ROOSEVELT  
NEIGHBORHOOD CENTER



SPEED  
LIMIT  
30

CLEVELAND  
N. W. 100





CASA LEBLANC  
PARQUETTE

CASA LEBLANC  
PARQUETTE











NEW CONNECTIONS

E. Main St





UNITED STATES DEPARTMENT OF THE INTERIOR  
NATIONAL PARK SERVICE

NATIONAL REGISTER OF HISTORIC PLACES  
EVALUATION/RETURN SHEET

REQUESTED ACTION: NOMINATION

PROPERTY NAME: East End Historic District (Boundary Increase)

MULTIPLE NAME:

STATE & COUNTY: WEST VIRGINIA, Kanawha

DATE RECEIVED: 10/31/14      DATE OF PENDING LIST: 11/25/14  
DATE OF 16TH DAY: 12/10/14      DATE OF 45TH DAY: 12/17/14  
DATE OF WEEKLY LIST:

REFERENCE NUMBER: 14001060

REASONS FOR REVIEW:

APPEAL: N DATA PROBLEM: N LANDSCAPE: N LESS THAN 50 YEARS: N  
OTHER: N PDIL: N PERIOD: N PROGRAM UNAPPROVED: N  
REQUEST: N SAMPLE: N SLR DRAFT: N NATIONAL: N

COMMENT WAIVER: N

ACCEPT       RETURN       REJECT      12.16.14 DATE

ABSTRACT/SUMMARY COMMENTS:

Entered in  
The National Register  
of  
Historic Places

RECOM./CRITERIA \_\_\_\_\_

REVIEWER \_\_\_\_\_ DISCIPLINE \_\_\_\_\_

TELEPHONE \_\_\_\_\_ DATE \_\_\_\_\_

DOCUMENTATION see attached comments Y/N see attached SLR Y/N

If a nomination is returned to the nominating authority, the nomination is no longer under consideration by the NPS.



**The Culture Center**  
1900 Kanawha Blvd., E.  
Charleston, WV 25305-0300

**Randall Reid-Smith, Commissioner**

Phone 304.558.0220 • www.wvculture.org  
Fax 304.558.2779 • TDD 304.558.3562

EEO/AA Employer

October 27, 2014



Ms. Carol Shull  
Keeper, National Register of Historic Places  
National Park Service 2280  
National Register of Historic Places  
1201 "I" (eye) Street, NW  
Washington D.C. 20005

Dear Ms. Shull:

For your review, we are submitting National Register of Historic Places registration forms for the following properties:

*Beverly Historic District, Randolph County*  
*Nathaniel and Isaac Kuykendall House, Hampshire County*  
*East End Historic District (boundary increase), Kanawha County*  
*Hebron Church, Hampshire County*  
*French's Mill, Hampshire County*  
*Yellow Spring Mill, Hampshire County*  
*Old Hemlock, Preston County*

The nominations have been processed in accordance with 36 CFR, Part 60 and approved by the West Virginia Archives and History Commission. The enclosed discs contain the true and correct copy of each of the above named properties for nomination to the National Register of Historic Places.

**Please know that the enclosed East End Historic District boundary increase nomination includes just the area being added to the currently listed district. The Beverly Historic District nomination replaces the former documentation and increases the boundary.**

Should you have any questions please contact National Register Coordinator, Erin Riebe, at 304.558.0240.

Sincerely,

Susan M. Pierce  
Deputy State Historic Preservation Officer

enclosures