

**United States Department of the Interior
National Park Service**

**National Register of Historic Places
Inventory—Nomination Form**

For NPS use only

received **AUG 14 1985**

date entered **SEP 12 1985**

See instructions in *How to Complete National Register Forms*
Type all entries—complete applicable sections

1. Name

historic Cloverdale Historic District

and/or common

2. Location

roughly bounded by Norman Bridge Rd., Fairview Ave.,
street & number Boultier St., Cloverdale Rd. and Felder Ave. NA not for publication

city, town Montgomery NA vicinity of congressional district 2

state Alabama code 01 county Montgomery code 101

3. Classification

Category	Ownership	Status	Present Use
<input checked="" type="checkbox"/> district	<input type="checkbox"/> public	<input checked="" type="checkbox"/> occupied	<input type="checkbox"/> agriculture
<input type="checkbox"/> building(s)	<input checked="" type="checkbox"/> private	<input checked="" type="checkbox"/> unoccupied	<input checked="" type="checkbox"/> commercial
<input type="checkbox"/> structure	<input type="checkbox"/> both	<input type="checkbox"/> work in progress	<input type="checkbox"/> educational
<input type="checkbox"/> site	Public Acquisition	Accessible	<input type="checkbox"/> entertainment
<input type="checkbox"/> object	<input type="checkbox"/> in process	<input checked="" type="checkbox"/> yes: restricted	<input type="checkbox"/> government
	<input type="checkbox"/> being considered	<input type="checkbox"/> yes: unrestricted	<input type="checkbox"/> industrial
	<u>NA</u>	<input type="checkbox"/> no	<input type="checkbox"/> military
			<input type="checkbox"/> museum
			<input type="checkbox"/> park
			<input checked="" type="checkbox"/> private residence
			<input checked="" type="checkbox"/> religious
			<input type="checkbox"/> scientific
			<input type="checkbox"/> transportation
			<input type="checkbox"/> other:

4. Owner of Property

name Multiple ownership

street & number

city, town _____ vicinity of _____ state _____

5. Location of Legal Description

courthouse, registry of deeds, etc. Montgomery County Courthouse

street & number 142 Washington Avenue

city, town Montgomery state Alabama

6. Representation in Existing Surveys

title Alabama Inventory has this property been determined eligible? yes no

date 1970-present federal state county local

depository for survey records Alabama Historical Commission

city, town Montgomery state Alabama

7. Description

Condition

excellent

good

fair

deteriorated

ruins

unexposed

Check one

unaltered

altered

Check one

original site

moved

date _____

Describe the present and original (if known) physical appearance

This residential area consists of approximately 340 residences, most of which were constructed between 1910 and 1930. Out of the total number of structures, approximately 290 either contribute or conditionally contribute to the district. The area has good examples of most early 20th century residential styles including Neo-Greek Revival, Tudor, Spanish Mission, Bungalow, Arts and Crafts and Classical Revival. The houses range from small, middle income, closely-spaced cottages to large, high-style houses situated on spacious wooded lots. Some of the larger homes were designed by prominent local turn-of-the-century architects. The district also includes two very fine Gothic Revival churches and two small early twentieth century commercial areas. One of the commercial areas is located on the northwest boundary of the district, and the other is located on the southern boundary.

The entire district is laid out in a picturesque landscape setting typical of similar turn-of-the-century residential areas located around the country which were popularized by the landscape architect, Frederick Law Olmsted. Typical Olmstedian features that can be seen in Old Cloverdale are curved streets that follow the natural contours of the land, large irregularly-shaped lots, open landscaped park areas, and carefully preserved original trees and shrubs.

The majority of the larger homes tend to be located on the more spacious wooded lots closest to the open central park areas. The middle income housing tends to be primarily concentrated on the winding streets just outside the center of the area, and the smaller homes are situated close together on or near the outlying streets which form the periphery of the district.

The current condition of the buildings can best be described as ranging from good to excellent. The district, as a whole, is remarkably well preserved with relatively few modern encroachments.

The district also includes four significant, early, open parks. Three of these parks have 1970's fountains. The Milo Howard Park was the only space which had an earlier fountain (1927), which was removed and replaced by one of the 1970's models. Two of the parks (Milo Howard and Fitzgerald) are relatively small, triangular-shaped areas located at street intersections. The other two parks (Cloverdale and LeGrand) are much larger with numerous shade trees. These more spacious parks are actively used by residents for jogging, strolling, organized athletic events, picnics, etc.

In addition to the parks, there are 177 early outbuildings which served originally as stables, garages, servants quarters, etc. These outbuildings along with the four parks bring the total number of contributing buildings and sites to 467.

8. Significance

Period	Areas of Significance—Check and justify below			
<input type="checkbox"/> prehistoric	<input type="checkbox"/> archeology-prehistoric	<input type="checkbox"/> community planning	<input checked="" type="checkbox"/> landscape architecture	<input type="checkbox"/> religion
<input type="checkbox"/> 1400-1499	<input type="checkbox"/> archeology-historic	<input type="checkbox"/> conservation	<input type="checkbox"/> law	<input type="checkbox"/> science
<input type="checkbox"/> 1500-1599	<input type="checkbox"/> agriculture	<input type="checkbox"/> economics	<input type="checkbox"/> literature	<input type="checkbox"/> sculpture
<input type="checkbox"/> 1600-1699	<input checked="" type="checkbox"/> architecture	<input type="checkbox"/> education	<input type="checkbox"/> military	<input type="checkbox"/> social/ humanitarian
<input type="checkbox"/> 1700-1799	<input type="checkbox"/> art	<input type="checkbox"/> engineering	<input type="checkbox"/> music	<input type="checkbox"/> theater
<input checked="" type="checkbox"/> 1800-1899	<input type="checkbox"/> commerce	<input type="checkbox"/> exploration/settlement	<input type="checkbox"/> philosophy	<input type="checkbox"/> transportation
<input checked="" type="checkbox"/> 1900-	<input type="checkbox"/> communications	<input type="checkbox"/> industry	<input type="checkbox"/> politics/government	<input type="checkbox"/> other (specify)
		<input type="checkbox"/> invention		

Specific dates 1887-1930 **Builder/Architect** Joseph F. Johnson ?

Statement of Significance (in one paragraph)

Criterion C - Landscape Architecture:

Cloverdale (1892) is primarily significant as the earliest of Alabama's two fully realized examples of garden landscaped residential suburbs popularized in this country by Frederick Law Olmsted in such developments as Riverside (1869) in Chicago and Druid Hills (1893) in Atlanta. Redmont in Birmingham, designed in the second and third decades of the 20th century, is the state's only other such neighborhood that exhibits on the same scale as Cloverdale the picturesque plan with winding streets and spacious lots overlooking open, informal park areas.

The quality of the design suggests that a landscape architect was involved in the plan. Both Joseph F. Johnson and Frederick Law Olmsted have been suggested as possible sources for the design, as both were doing work in Montgomery shortly before the plan was drawn. Because of the strong similarities with his design for Atlanta's Inman Park (1887), Johnson seems the likely candidate.

Criterion A - Landscape Architecture:

Cloverdale is a well preserved example of the late 19th and early 20th century suburban neighborhood made possible by the advent of electric streetcars and automobiles. Located two miles from downtown Montgomery, it was planned by its developers as an exclusive residential area connected to the center of town by an electric trolley line.

Criterion C - Architecture:

Cloverdale is significant for its fine collection of late 19th and early 20th century domestic structures. Good and excellent examples of the works of local architects Frank Lockwood, Sr., Frank Lockwood, Jr., B. B. Smith, and Weatherly Carter are scattered throughout the district, which also illustrates most of the common upper and middle-class 20th-century domestic styles. Tudor, Neo-Greek Revival, Arts and Crafts, Spanish Mission, English Cottage, Colonial Revival, and Neo-Classical Revival are well represented, as are vernacular houses of the period.

The district also contains two locally important Gothic Revival churches, two representative early 20th century commercial areas, and four early 20th-century apartment houses.

9. Major Bibliographical References

See continuation sheet.

10. Geographical Data

Acreeage of nominated property 156 acres

Quadrangle name Montgomery South

Quadrangle scale 1:24000

UTM References

A

1	6	5	6	6	7	1	0	3	5	8	0	2	4	0
Zone	Easting					Northing								

B

1	6	5	6	6	7	6	0	3	5	7	9	3	8	0
Zone	Easting					Northing								

C

1	6	5	6	5	9	2	0	3	5	7	9	4	6	0
Zone	Easting					Northing								

D

1	6	5	6	5	8	9	0	3	5	8	0	1	9	0
Zone	Easting					Northing								

E

1	6	5	6	6	1	5	0	3	5	8	0	2	5	0
Zone	Easting					Northing								

F

1	6	5	6	6	5	2	0	3	5	8	0	2	6	0
Zone	Easting					Northing								

G

Zone	Easting					Northing								

H

Zone	Easting					Northing								

Verbal boundary description and justification

See line on scale map. Includes original plat of Cloverdale.

List all states and counties for properties overlapping state or county boundaries

state NA code county code

state code county code

11. Form Prepared By

name/title Tom Dolan/Historic Resource Coordinator

organization Alabama Historical Commission date July 1985

street & number 725 Monroe Street telephone 205 261-3184

city or town Montgomery state Alabama 36130

12. State Historic Preservation Officer Certification

The evaluated significance of this property within the state is:

national state local

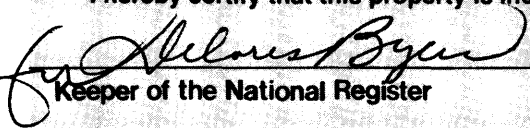
As the designated State Historic Preservation Officer for the National Historic Preservation Act of 1966 (Public Law 89-665), I hereby nominate this property for inclusion in the National Register and certify that it has been evaluated according to the criteria and procedures set forth by the National Park Service.

State Historic Preservation Officer signature 

title State Historic Preservation Officer date 7/24/85

For NPS use only

I hereby certify that this property is included in the National Register


Keeper of the National Register

Entered in the
National Register


date 9/12/85

Attest: _____ date _____

Chief of Registration

United States Department of the Interior
National Park Service

National Register of Historic Places
Inventory—Nomination Form




Continuation sheet

Item number 7

Page 2

BUILDINGS WHICH CONTRIBUTE TO THE CHARACTER OF THE CLOVERDALE HISTORIC DISTRICT

3. 401 Felder Ave.: c. 1915; one-story frame, shingle siding, pyramidal roof with dormer vent, enclosed porch. Roll 1, Neg. 3
4. 409-411 Felder Ave.: c. 1915; one-story frame shingle siding, pyramidal roof. Roll 1, Neg. 4
6. 423-427 Felder Ave.: c. 1910; two-story frame, pyramidal roof with projecting cross gable, one-story wooden columned porch. Roll 1, Neg. 6
11. 529-531 Felder Ave.: c. 1910; one-story frame and brick, pyramidal roof with projecting cross gables Palladian louvered attic vent. Roll 1, Neg. 11
12. 613 Felder Ave.: c. 1925; two-story brick, pyramidal roof, screened side porch. Roll 1, Neg. 12
13. 621 Felder Ave.: c. 1920; one-and-a-half-story frame, gable roof with two dormers, projecting cross gable columned portico. Roll 1, Neg. 13
14. 643 Felder Ave.: c. 1920; Tudor, two-and-a-half-story frame and stucco, gable roof with projecting cross gable bays, single-story brick porch with shouldered, stone, gothic arches. Roll 1, Neg. 14
15. 538 Cloverdale Rd.: c. 1910; one-story frame, gable roof with cross gable bay. Roll 1, Neg. 15
22. 401 Cloverdale Rd.: c. 1920; one-story brick commercial, arched display windows and entry. Roll 1, Neg. 22
23. 403-405 Cloverdale Rd.: c. 1920; one-story brick commercial. Roll 1, Neg. 23
24. 407-409 Cloverdale Rd.: c. 1920; one-story brick commercial. Roll 1, Neg. 24
27. 423-427 Cloverdale Rd.: c. 1920; one-story brick commercial, three recessed entry panels all of which are altered, flat roof with stepped gable center parapet flanked on either side by mansard-like angled tile cornices, two entries covered by aluminum canopy. Roll 1, Neg. 27
30. 533 Cloverdale Rd.: c. 1920; one-story brick, gable roof with cross gable portico, half timbered Tudoresque pediment in portico and gable ends of roof. Roll 1, Neg. 30

United States Department of the Interior
National Park ServiceNational Register of Historic Places
Inventory—Nomination Form

Continuation sheet


Item number 7

Page 3

31. 539 Cloverdale Rd.: c. 1920; one-story frame, gable roof with cross gable porch, bracketed porch roof. Roll 1, Neg. 31
32. 547 Cloverdale Rd.: c. 1910; Arts & Crafts, one-and-a-half-story frame, bracketed gable roof with side dormers, one-story flat porch roof with cross timbered supports. Roll 1, Neg. 32
34. 729 Felder Ave.: c. 1915; one-and-a-half-story frame, hipped gable roof with large hipped gable center dormer, projecting end bays are later additions. Roll 1, Neg. 34
35. 739 Felder Ave.: c. 1915; two-story brick and frame with wooden shingles, gable roof, projecting one-story side columned porch. Roll 1, Neg. 35
36. 753 Felder Ave.: c. 1915; Tudor, one-and-a-half story brick, gable roof with projecting cross gable end bays, eyebrow center dormer, recessed porch between projecting end bays, side porte-cochere. Roll 1, Neg. 36
37. 767 Felder Ave.: c. 1902; two-story brick and frame with shingle siding, double hipped roof, single story-central pedimented portico with flanking sloping roof porch projections, small balcony over portico oldest house in Cloverdale. Roll 2, Neg. 1
38. 783 Felder Rd.: c. 1910; two-story frame with projecting side bay, hipped roof, one-story flat roofed porch partially screened, denticulated wooden cornice. Roll 2, Neg. 2
39. 797 Felder Ave.: c. 1910; two-story frame, pyramidal roof with cross hipped gabled louvered dormers, one-story flat roofed porch with coupled column supports. Roll 2, Neg. 3
40. 805 Felder Ave.: c. 1913; two-story frame, gable roof with hipped gable louvered dormer, one-story flat roof porch with denticulated cornice. Roll 2, Neg. 4
41. 819 Felder Ave.: c. 1920; two-story frame, hipped roof with flat roofed projecting side bay, single-story flat roofed porch with square raised paneled columns. Roll 2, Neg. 5
42. 831 Felder Ave.: c. 1920; Tudor, two-and-a-half-story brick and stucco, hipped gable roof, eclectic detailing includes bracketed porch roof supports, colonial balustrading, etc. Roll 2, Neg. 6
43. 845 Felder Ave.: c. 1920; Colonial Revival, two-story frame, gable roof with three fan lighted dormers, Tower of the Winds order pilasters and porch columns, flat roofed porch with cast iron balustrade, projecting flat roofed one and two-story end bays. Roll 2, Neg. 7

**United States Department of the Interior
National Park Service**

**National Register of Historic Places
Inventory—Nomination Form**



Continuation sheet


Item number 7

Page 4

44. 919 Felder Ave.: c. 1920; Arts & Crafts, two-story frame and brick with wooden shingles and weatherboards, hipped roof, one-story arched porch with cross timbered supports. Roll 2, Neg. 8
45. 931 Felder Ave.: c. 1920; two-story frame, hipped roof, central pedimented portico with coupled octagonal columns, projecting one and two-story end bays. Roll 2, Neg. 9
46. 1000-1010 Felder Ave.: c. 1920; Tudor, two-story brick apts., gable roof with projecting central cross-gable bay flanked by octagonal bays. Stuccoed gothic arch entries. Roll 2, Neg. 21
47. 2317 E. Cloverdale Pk.: c. 1920; English Cottage, two-story frame and brick, gable roof with cross-gable bays, modern porte-cochere addition. Roll 2, Neg. 22
48. 1007 Woodward: c. 1925; one-story frame, gable roof with cross gable portico, fanlight over entry. Roll 2, Neg. 23
49. 2411 E. Cloverdale Pk.: c. 1920; one-and-a-half stories, frame building, gabled roof with hipped gable dormer with walk-out balcony, slanted roof porch. Roll 2, Neg. 24
51. 2425 E. Cloverdale Pk.: c. 1925; one-and-a-half story frame, gable roof with cross gable projecting bays, flat roofed porch, porte-cochere, double gabled dormers. Roll 2, Neg. 26
52. 2435 E. Cloverdale Pk.: c. 1930; one-and-a-half story frame, gable roof with cross gabled dormers. Roll 2, Neg. 27
54. 2453 E. Cloverdale Pk.: c. 1920; one-and-a-half story frame, gable roof with cross gable projecting bays, central slant roof dormer, flat roof porch between bays, flat roofed one-story wing, endiculated cornice. Roll 2, Neg. 29
55. 2465 E. Cloverdale Pk.: c. 1920; Spanish Revival, one-story stucco, gable tile roof with one projecting cross gable bay and one flat roofed bay, recessed entry between bays. Roll 2, Neg. 30
57. 2481 E. Cloverdale Pk.: c. 1925; Tudor, two-story, hipped roof with cross-gable projecting bay, eyebrow louvered vent, stuccoed window trim, gothic arch entry, cross gabled entrance. Roll 2, Neg. 32
61. 1067 Magnolia Curve: c. 1925, one-and-a-half story frame with wood shingle siding, gable roof, projecting cross gable bay, cross gable dormers. Roll 2, Neg. 36

**United States Department of the Interior
National Park Service**

**National Register of Historic Places
Inventory—Nomination Form**




Continuation sheet

Item number 7

Page 5

68. 2401 Woodward Avenue: c. 1920; one-story brick, gable roof with projecting cross gable porch. Roll 3, Neg. 5
69. 1019 Woodward Avenue: c. 1920; one-story frame, gable roof, hipped gable louver vent, arched entry with fan over door, side projecting octagonal bay. Roll 3, Neg. 6 & 7
71. 1031 Woodward Avenue: c. 1930; one-story frame, gable roof with projecting cross gable over porch. Roll 3, Neg. 9
77. 1062 Magnolia Curve: c. 1920; one-story frame, gable roof, cross gables, screened in side porch. Roll 3, Neg. 10
78. 1052 Magnolia Curve: c. 1920; one-story frame, multi-gabled roof, screened side porch. Roll 3, Neg. 11
79. 1044 Magnolia Curve: c. 1920; bungalow, one-story frame, gable roof, screened side porch. Roll 3, Neg. 12
80. 1036 Magnolia Curve: c. 1920; one-story frame, gable roof, cross gable dormers. Roll 3, Neg. 13
81. 1028 Magnolia Curve: c. 1920; one-story frame, gable roof with cross gables, recessed corner entry with Mediterranean details. Roll 3, Neg. 14
82. 1010-1014 Magnolia Curve: c. 1920; two-story brick apartment, hipped roof, flat roof over balcony, arched door with pedimented wooden hood. Roll 3, Neg. 15
83. 903 Cloverdale Rd.: c. 1920; one-story frame, hipped roof with cross gable projecting end bays, central slant roof gable. Roll 3, Neg. 16
84. 919 Cloverdale Rd.: c. 1920; one-story frame, gable roof with central cross gable portico, enclosed porch. Roll 3, Neg. 17
86. 941 Cloverdale Rd.: c. 1920; one-story frame, gable roof with projecting central cross gable porch. Roll 3, Neg. 19
87. 951 Cloverdale Rd.: c. 1920, two-story with slightly projecting end bays with truncated pyramidal roof over each bay, gabled roof vent between the two pyramidal roofs, recessed entry and second floor balcony between bays. Roll 3, Neg. 20
88. 965 Cloverdale Rd.: c. 1920; one-story brick, hipped roof with cross gable projecting end bays, enclosed flat roofed central porch. Roll 3, Neg. 21

United States Department of the Interior
National Park ServiceNational Register of Historic Places
Inventory—Nomination Form

Continuation sheet


Item number 7

Page 6

91. 926 Cloverdale Rd.: c. 1920; one-story frame, gable roof with cross gable bay and central dormer, recessed front entry. Roll 3, Neg. 24
92. 916 Cloverdale Rd.: c. 1920; one-story frame, pyramidal roof with cross gable over enclosed porch. Roll 3, Neg. 25
93. 908 Cloverdale Rd.: c. 1920; one-story stucco, gable roof with slant roof central dormer, slant roof porch. Roll 3, Neg. 26
94. 870-872 Cloverdale Rd.: c. 1920; one-story frame hipped roof with hipped gable dormer, projecting octagonal bay, corner porch. Roll 3, Neg. 27
95. 842 Cloverdale Rd.: 1924; one-and-a-half story brick, hipped gable roof with cross gable dormer and projecting bay, recessed arched entry. Roll 3, Neg. 28
96. 832 Cloverdale Rd.: c. 1920; one-and-a-half story brick, gable roof with double dormers, flat roofed porch, flat roofed rear addition. Roll 3, No. 29
97. 822 Cloverdale Rd.: c. 1920; Greek Revival Cottage, one-story frame, gable roof with cross-gable central portico. Roll 3, Neg. 30
98. 812 Cloverdale Rd.: c. 1920, one-story stucco, gable roof with cross gable over central porch, later Spanish Revival detailing. Roll 3, Neg. 31
99. 744 Cloverdale Rd.: c. 1920; Georgian Revival, two-story brick, dormer roof with cross gable central fanlighted pediment, flat roof end addition. Roll 3, Neg. 32
102. 710 Cloverdale Rd.: c. 1920; two-story frame shingle and weatherboard truncated pyramidal roof, central front hipped gable dormer, octagonal projecting side bay. Roll 4, Neg. 0
103. 702 Cloverdale Rd.: c. 1920; one-story stucco, pyramidal roof with cross gable and hipped gable projecting bays, screened side porch. Roll 4, Neg. 1
104. 694 Cloverdale Rd.: c. 1920; one-and-a-half story frame, gable roof with cross gable dormers and central porch. Roll 4, Neg. 2
106. 670 Cloverdale Rd.: c. 1920; one-story stucco, hipped gable tile roof with cross gable projecting end bay, cross gable roof over arched entry. Roll 4, Neg. 4
107. 660 Cloverdale Rd.: c. 1920; one-story frame, gable roof with cross gable bay, dormer over flat roofed porch. Roll 4, Neg. 5

**United States Department of the Interior
National Park Service**

**National Register of Historic Places
Inventory—Nomination Form**



Continuation sheet


Item number 7

Page 7

108. 654 Cloverdale Rd.: c. 1920; Tudor, two-story stucco and half timber, gable roof with cross gable end bay. Roll 4, Neg. 6
109. 646 Cloverdale Rd.: c. 1930; two-story brick, hipped tile roof, central projecting bay, coupled bracketed cornices, low sloping roofed porch and porte-cochere. Roll 4, Neg. 7
111. 616 Cloverdale Rd.: c. 1920; one-story frame, gable roof with projecting gable front wing, enclosed side porch. Roll 4, Neg. 9
112. 642 Felder Ave.: c. 1920; one-story stucco, hipped roof with cross gable projecting end bays flat roof over porch recessed between bays, Corinthian porch columns. Roll 4, Neg. 10
113. 700 Felder Ave.: c. 1920; two story frame, pyramidal roof with projecting hipped wing and hipped gable louvered dormer, partially enclosed corner porch with brick and cross timber construction. Roll 4, Neg. 11
115. 625 Cloverdale Rd.: c. 1920; one-story frame, truncated pyramidal roof with cross gable and low slanting roofporch running around two sides of house. Roll 4, Neg. 13
116. 637 Cloverdale Rd.: 1908; Nicholas Holmes Sr., architect, two-story frame shingle, gable roof with cross gable double dormers, low slant roof over one-story porch, recessed front entry, slant roofed brick end addition. Roll 4, Neg. 14
117. 649 Cloverdale Rd.: c. 1920; one-story stucco, gable roof with cross gable end bay, enclosed end porch. Roll 4, Neg. 15
118. 663 Cloverdale Rd.: c. 1920; one-story brick, hipped roof, cross hipped rear wing, Greek Revival detailing, recessed front entry, recent heavy alterations. Roll 4, Neg. 16
119. 1844 Galena Ave.: c. 1910; two-story frame, gable roof with central dormer, one-story low slant roof porch, one-story bays (added c. 1950's). Roll 4, Neg. 17
120. 1832 Galena Ave.: c. 1920; one-story frame, gable roof with double cross gable dormers. Roll 4, Neg. 18
122. 782 Felder Ave.: c. 1920; two-story shingle, hipped roof, one-story mansard roofed porch. Roll 4, Neg. 20
123. 802 Felder Ave.: c. 1920 two-story frame gable roof with cross gable bay, one-story gable corner porch. Roll 4, Neg. 21

United States Department of the Interior
National Park Service

National Register of Historic Places
Inventory—Nomination Form



Continuation sheet


Item number 7

Page 8

124. 1823 Galena Ave.: c. 1920; one-story frame, hipped gable roof with projecting cross gable roof over enclosed front entry. Roll 4, Neg. 22
125. 1833 Galena Ave.: c. 1925, two-story brick, gable roof, flat roof one-story Greek Revival portico, portico is not original. Roll 4, Neg. 23
126. 1849 Galena Ave.: c. 1920, two-story frame, pyramidal roof, one-story end wings, corner porch. Roll 4, Neg. 24
127. 1857 Galena Ave.: c. 1920; two-story frame pyramidal roof, slant roofed one-story porch. Roll 4, Neg. 25
129. 1875 Galena Ave.: c. 1910; two-story frame and stucco, pyramidal roof with hipped cross gable dormer, flat roof one-story porch in front and around side, Queen Anne details. Roll 4, Neg. 27
130. 1833 Galena Ave.: c. 1910; Arts & Crafts two-story frame gable roof, two-story front projection with enclosed second story. Roll 4, Neg. 28
132. 683 Cloverdale Rd.: c. 1910; shingle style, two-story frame, gable roof, projecting cross gable bay, pedimented bay window, slant roof corner porch with brackets. Roll 4, Neg. 30
133. 695 Cloverdale Rd.: c. 1910; two-story frame (shingle second story), hipped roof, cross dormer one-story portico with keystone arch and denticulated cornice. Roll 4, Neg. 31
134. 825 Park Ave.: c. 1920; one-story frame, gable roof with cross gable projecting bay, cross gabled porch. Roll 4, Neg. 32
135. 835 Park Ave.: c. 1920; Colonial Revival two-story brick with two-story frame addition, gable roof, low slanting roof over addition, fanlight over door, denticulated cornice. Roll 4, Neg. 33 and Roll 5, Neg. 2
136. 855 Park Ave.: c. 1910; one-story ell-shaped stucco, pyramidal roof with hipped gable dormer. Porch on three sides with cross timbered supports. Roll 4, Neg. 34
137. 846 Park Ave.: c. 1930; one-and-a-half story brick, gable roof with two cross gable dormers, denticulated cornice. Roll 4, Neg. 35
139. 805 Cloverdale Rd.: c. 1925; two-story brick, gable roof, scroll topped pedimented doorway. Roll 5, Neg. 0
140. 839 Cloverdale Rd.: c. 1915; Tudor style, two-story brick and stucco gable roof, cross gabled louvered dormers. Roll 5, Neg. 1

**United States Department of the Interior
National Park Service**

**National Register of Historic Places
Inventory—Nomination Form**




Continuation sheet

Item number 7

Page 9

141. 2444 W. Cloverdale Pk.: c. 1910; two-story stucco, gable roof, projecting end bay with slant roofed dormer. Roll 5, Neg. 3
142. 902 Park Ave.: c. 1920; one-and-a-half story frame, gable roof with cross gable central projecting portico flanked on either side by cross gable dormers. Roll 5, Neg. 4
143. 909 Park Ave.: c. 1920; one-story brick, gable roof with cross gable rear wing, central louvered attic vent. Roll 5, Neg. 5
144. 917 Park Ave.: c. 1920; Bungalow, one-story brick gable roof, gabled asymmetrical porch with wooden bracketed cornice. Roll 5, Neg. 6
145. 910 Park Ave.: c. 1920; one-story frame, gable roof, arched hood over entry supported by columns flanking either side of doorway, denticulated entablature above door and denticulated roofline cornice over recessed entry. Roll 5, Neg. 7
146. 929 Park Ave.: c. 1910; one-story frame, pyramidal roof with cross gable projecting partially screened corner porch, columns inantis in porch opening. Roll 5, Neg. 8
147. 939 Park Ave.: c. 1910; one-story brick, gable roof with cross gable projecting end bay, flat roofed porch and side porte-cochere, denticulated cornices. Roll 5, Neg. 9
148. 949 Park Ave.: c. 1910; one-story frame, gable roof with projecting gable porch, brick porch supports, end porte-cochere. Roll 5, Neg. 10
149. 959 Park Ave.: c. 1910; one-story frame, gable roof with cross gable projecting porch, porch partially enclosed with recent carport addition. Roll 5, Neg. 11
151. 822 Felder Ave.: c. 1910; two-story brick with stucco quoining, gable roof, flat roofed porte-cochere. Roll 5, Neg. 13
152. 842 Felder Ave.: c. 1920; Tudor, two-story brick and frame, gable roof with double cross gable louvered dormers, one-story gable roofed porch with open timbered pediment, ornate wooden barge board in gable end of porch. Roll 5, Neg. 14
153. 904 Park Ave.: c. 1920; Tudor, three-story brick and stucco ell-shaped apartment complex, hipped slate roof with hipped dormers, cross gable projecting bays, gothic arched stone entries, third floor is half timbered stucco, projecting octagonal, crenalated end bays. Roll 5, Neg. 15

United States Department of the Interior
National Park ServiceNational Register of Historic Places
Inventory—Nomination Form

Continuation sheet


Item number 7

Page 10

155. 922 Felder Ave.: c. 1920; Bungalow, one-story frame, gable roof, cross gable over asymmetrical porch latticed pediment in porch gable. Roll 5, Neg. 17
156. 928 Felder Ave.: c. 1920; Bungalow, one-story brick, gable roof with cross gable over asymmetrical porch, half timbered pediment over porch, side porte-cochere, fanlight over entry. Roll 5, Neg. 18
157. 936 Felder Ave.: c. 1920; English Cottage, one-story brick, gable roof with gable and hipped gable projecting end bay, screened corner porch with arched openings. Roll 5, Neg. 19
164. 2310 W. Cloverdale Pk.: c. 1920; one-and-a-half story frame, gable roof with three dormers, side screened porch. Roll 5, Neg. 26
165. 2416 W. Cloverdale Pk.: c. 1932-1953; Gothic Revival Church, two-story stone multi-building complex, gabled slate roof, gothic stained glass windows, stone buttresses. Designed by George Awsumb. Roll 5, Neg. 27 & 28.
170. 2754 Boultier St.: c. 1935; one-story brick commercial, flat roof with tile capped edge, corbeled brick belt course, formerly Cloverdale Post Office. Roll 5, Neg. 33
171. 2756 Boultier St.: c. 1935; one-story stuccoed commercial, flat roof with tile capped edge, originally used as Cloverdale jail. Roll 5, Neg. 34
172. 1051 Fairview Ave.: c. 1935; Spanish Revival, one-story stucco, flat roof with tile bordered parapet, originally gas station, new (c. 1972) side wing added with mansard roof. Roll 5, Neg. 35
175. 1031 Fairview Ave.: c. 1920; one-story frame, hipped gable roof, cross gable hood over entry, side slant roofed, screen porch. Roll 6, Neg. 4
180. 953 Fairview Ave.: c. 1930; one-story frame, gable roof with cross pedimented portion, projecting end wing. Roll 6, Neg. 9
181. 943-945 Fairview Ave.: c. 1930; English Cottage, one-and-a-half-story brick duplex, gable roof with cross gable bays, screened corner porches with arched openings. Roll 6, Neg. 10
182. 935 Fairview Ave.: c. 1925; Bungalow, one-story frame, pyramidal roof with cross gable projecting end wing and cross gable porch roof. Roll 6, Neg. 11
184. 915 Fairview Ave.: c. 1920; one-story frame, gable roof, projecting front bay with gable roof. Roll 6, Neg. 13

**United States Department of the Interior
National Park Service**

**National Register of Historic Places
Inventory—Nomination Form**



Continuation sheet


Item number 7

Page 11

185. 903 Fairview Ave.: c. 1915; one-story frame, pyramidal roof, flat roof over porch, bay window projecting from left side of structure. Roll 6, Neg. 14
189. 2011 LeBron Ave.: c. 1920; Greek Revival Cottage, one-story frame, gable roof, screened porch, fan and sidelights around central entry. Roll 6, Neg. 18
191. 2016 LeBron Ave.: c. 1920; one-story frame, gable roof with slant roofed enclosed dormer, cross gable roof over enclosed porch, flat roof over side addition. Roll 6, Neg. 20
192. 2038 LeBron Ave.: c. 1925; one-story frame, gable roof with cross gable over porch. Roll 7, Neg. 1
193. 833 Fairview Ave.: c. 1920; Bungalow, one-story frame, gable roof with cross gable over columned porch, bracketed eaves. Roll 7, Neg. 2
194. 821 Fairview Ave.: c. 1920; Bungalow, one-story brick, gable roof with cross gable over porch, Tudor half timbering in pediment of porch. Roll 7, Neg. 3
195. 811-815 Fairview Ave.: c. 1930; two-story brick apartment complex, gable roof with cross gable central roof projection, flat roof over enclosed central entry, two-story screened corner porches. Roll 7, Neg. 4
196. 807 Fairview Ave.: c. 1930; Colonial Revival two-story five bay brick, hipped roof with arched louvered vent, one-story flat roofed porch topped with cast iron balcony balustrade, fanlight over main entry. Roll 7, Neg. 5
197. 743 Fairview Ave.: c. 1930; one-story five bay brick, clipped gable roof with cross gable louvered dormers, cross gable over entry porch. Roll 7, Neg. 6
198. 735 Fairview Ave.: c. 1925; Tudor, one-and-a-half story brick and stucco, clipped gable roof with clipped gable projecting end bays, recessed arched entry. Roll 7, Neg. 7
199. 723 Fairview Ave.: c. 1925; Tudor Cottage, one-story brick and stucco, clipped gable roof with large central cross clipped gable dormer, hipped roof extension with round arched hood over entry. Roll 7, Neg. 8
200. 715 Fairview Ave.: c. 1925; Tudor Cottage, one-and-a-half story brick and stucco, gable roof with cross gable extensions, arched main entry and arched doors in enclosed end porch. Roll 7, Neg. 9

**United States Department of the Interior
National Park Service**

**National Register of Historic Places
Inventory—Nomination Form**



Continuation sheet


Item number 7

Page 12

202. 2036 Ellen St.: c. 1925; Tudor Cottage, one-and-a-half-story frame and stucco gable roof with dormer and cross gable extensions, gable roofed end wing, arched brick entry onto recessed front porch, leaded diamond-shaped windows, octagonal front bay window. Roll 7, Neg. 11
203. 2033 Ellen St.: c. 1925;; one-and-a-half-story brick, gable roof with central cross gable projecting bay, side gable roofed wing, bracketed hood over entry. Roll 7, Neg. 12
204. 2023 Ellen St.: c. 1920; one-story frame, gable roof with gable extended front wing, French style hood over door with latticed supports. Roll 7, Neg 13
205. 702 Thorn Pl.: c. 1920; Dutch Colonial, two-story brick and wood shingle, gambrel roof with eyebrow louvered vent, cross gable portico, fanlight over entry, glass enclosed side porch. Roll 7, Neg. 14
206. 716 Thorn Pl.: c. 1920; Tudor, two-story brick, double gable roof with cross gable front extensions, glass and screen enclosed side porch, hewn wooden window lintels, one-story slant roofed porch over entry. Roll 7, Neg. 15
207. 728 Thorn Pl.: c. 1920; Tudor, two-story brick and stucco, gable roof with cross gable over projecting cantilevered second-story bay, open porch beneath cantilevered bay supported by heavy wooden timbers and brackets, half timbered second story. Roll 7, Neg. 16
208. 742 Thorn Pl.: c. 1915; two-story frame, pyramidal roof, hipped roof over asymmetrical one-story porch. Roll 7, Neg. 17
209. 752-754 Thorn Pl.: c. 1920; one-and-two-story, ell-shaped, brick and shingle, clipped gable roof with cross clipped gable extensions over two-story section and over screened front porch. Roll 7, Neg. 18
210. 769 Thorn Pl.: c. 1920; one-story frame, gable roof with slant roofed central dormer, slant roof porch supported by wooden Tuscan columns. Roll 7, Neg. 19
211. 761 Thorn Pl.: c. 1915; one-story frame, hipped roof with cross gable over partially screened front porch, side porte-cochere. Roll 7, Neg. 20
212. 753 Thorn Pl.: c. 1925; one-story frame, gable roof with cross gable extension over partially screened front porch, louvered fan in pediment of porch. Roll 8, Neg. 1

**United States Department of the Interior
National Park Service**

**National Register of Historic Places
Inventory—Nomination Form**




Continuation sheet

Item number 7

Page 13

213. 741 Thorn Pl.: c. 1925; one-story brick, gable roof with cross gable over columned portico, glass enclosed side porch. Roll 8, Neg. 2
214. 723 Thorn Pl.: c. 1920; two-story frame, gable roof with slant roofed, central, louvered dormer, one-story gable porch over recessed front entry. Roll 8, Neg. 3
215. 707 Thorn Pl.: c. 1920; one-and-a-half story frame, gable roof with double, cross gabled, shingled dormers, projecting cross gable over central porch. Roll 8, Neg. 4
216. 1931 Ellen St.: c. 1925; one-story frame, gable roof with cross gabled hood over entry, recent end additions. Roll 8, Neg. 5
217. 1927 Ellen St.: c. 1920; one-story shingle, gabled roof, slant roofed, screened front porch. Roll 8, Neg. 6
218. 704 Park Ave.: c. 1920; one-story shingle, hipped roof with pyramidal end projections flat roofed central porch over recessed entry, Doric columns and entablature supporting porch roof, leaded glass double leaf doors. Roll 8, Neg. 7
219. 712 Park Ave.: c. 1920; one-story frame, pyramidal roof with cross gable over front porch and side porte-cochere. Roll 8, Neg. 8
220. 755 Park Ave.: c. 1915; two-story frame garage apartment, gable roof, gable hood over side entrance. Roll 8, Neg. 9
221. 737 Park Ave.: c. 1920; one-story brick, gable roof with cross gable extension over screened porch, Tudor detailing. Roll 8, Neg. 10
222. 648 Park Ave.: c. 1920; Dutch Colonial, one-and-a-half story frame, gambrel roof with large central slant roof dormer, side screened porch. Roll 8, Neg. 11
223. 711 Park Ave.: c. 1910; two-story frame, truncated pyramidal roof with metal monitor, one-story curved, flat roofed porch with Tuscan columns and Doric entablature, projecting side bay. Roll 8, Neg. 12
224. 638 Park Ave.: c. 1935; one-and-a-half story brick, gable roof with cross gable projecting end bay and two dormers, round arched entry. Roll 8, Neg. 13
225. 624 Park Ave.: c. 1925; one-story stucco, gable roof with projecting cross gable end bays, round arched bracketed hood over door. Roll 8, Neg. 14


United States Department of the Interior
National Park ServiceNational Register of Historic Places
Inventory—Nomination Form

Continuation sheet

Item number 7

Page 14

228. 808 Park Ave.: c. 1925; one-story stucco, gable roof with three louvered dormers, projecting end bays, arched entry cover supported by slender coupled columns, corner screened porch. Roll 8, Neg. 17
229. 1879 Ridge Ave.: c. 1920; one-story frame, gable roof with cross gable projecting bay, porch, and central dormer, half timbered pediments in gable ends. Roll 8, Neg. 18
230. 1859 Ridge Ave.: c. 1920; Greek Revival, two-story, five-bay frame, gable roof with cross gable over tetrastyle portico, square paneled columns and pilasters, flat roofed, single-story side screened porch, leaded fan and side lights around entry. Roll 8, Neg. 19
232. 1827 Ridge Ave.: . 1925; Tudor, two-story brick and stucco condominium, gable roof with projecting cross gable center and end bays, stone shouldered arched windows and entry, modern glass enclosed two-story corner porches. Roll 9, Neg. 0
233. 1827 Ridge Ave.: c. 1930 & 1965; one-story brick, gable roof with cross gable projecting end bays, end bays are c. 1930, connecting building between bays are c. 1965. Roll 9, Neg. 1
234. 1815 Ridge Ave.: c. 1920; one-story frame, gable roof with cross gable louvered vent dormer and porch. Roll 9, Neg. 2
235. 1809 Ridge Ave.: c. 1920; one-story frame, gable roof with cross gable over porch. Roll 9, Neg. 3
238. 1943 Ridge Ave.: c. 1920; one-story stucco, hipped roof with cross gable projecting end bays, arched windows in end bays, glass enclosed porch. Roll 9, Neg. 6
239. 601 Thorn Pl.: c. 1920; one-story brick, gable roof with projecting end bays, flat roofed porch over fanlighted, recessed entry between end bays. Roll 9, Neg. 7
240. 604 Thorn Pl.: c. 1925; Colonial Revival, two-story, five-bay frame, gable roof, one-story flat roofed side addition, gabled, one-story portico with fluted Doric columns. Roll 9, Neg. 8
244. 641 Fairview Ave.: . 1920; Tudor, two-story stucco, gable roof with cross gable projecting end bay, Tudor detailing probably hidden by stucco. Roll 9, Neg. 12
246. 616 Thorn Pl.: c. 1920; Stick Style, two-story frame, gable roof with cross gable projecting end bay, one-story gable porch, cross timbered, bracketed cornices. Roll 9, Neg. 14

United States Department of the Interior
National Park ServiceNational Register of Historic Places
Inventory—Nomination Form

Continuation sheet


Item number 7

Page 15

247. 609 Thorn Pl.: c. 1920; one-story brick, gable roof with cross gable hood over entry flanked by Doric columns, enclosed side porch. Roll 9, Neg. 15
248. 617 Thorn Pl.: c. 1920; one-story brick, gable roof with cross gable over glass enclosed porch, modern wooded pergolas flanking center enclosed porch area. Roll 9, Neg. 16
249. 631 Thorn Pl.: c. 1920; Tudor, one-story stucco, gable roof with cross gable projecting end bays, arched windows and porch entry over recessed doorway. Roll 9, Neg. 17
250. 601 Fairview Ave.: c. 1925; Tudor, two-story brick, gable slate roof with cross gable projecting center bay, one-story gable roofed side wing, flat roofed side side screened porch addition, stone arched architrave around entry, designed by Frank Lockwood. Roll 15, Neg. 2
251. 2048 Ridge Ave.: c. 1925; one-story frame, gable roof with cross gable rear extension. Roll 15, Neg. 1
252. 2044 Ridge Ave.: c. 1925; one-story brick with aluminum siding additions, gable roof with cross gable projection, modern enclosed entry addition, flat roofed detached aluminum carport. Roll 10, Neg. 0
255. 1960-1964 Ridge Ave.: c. 1920; Colonial Revival, two-story, three-bay brick apartment, gable roof one-story flat roofed, Doric order portico topped with cast iron balustrade, one-story flat roofed side additions topped with cast iron balustrade. Roll 10, Neg. 3
256. 1944-1948 Ridge Ave.: c. 1920; two-story brick apartment, gable roof with cross gable end projections, two-story screen and glass enclosed corner porches fanlighted central entry. Roll 10, Neg. 4
257. 1934 Ridge Ave.: c. 1920; two-story, five-bay brick, gable roof, low hipped roof over one-story porch. Roll 10, Neg. 5
258. 1918 Ridge Ave.: c. 1925; Mediterranean, one-story stucco, hipped roof with cross hipped extensions, multi-arched entry onto recessed front porch. Roll 10, Neg. 6
259. 1904 Ridge Ave.: c. 1925; one-and-a-half-story brick, hipped roof with slant roofed central dormer, cross gables over two projecting end bays, slant roof over porch between end bays. Roll 10, Neg. 7
260. 1874 Ridge Ave.: 1927; two-story brick apartment complex, flat roof with parapet denticulated wood and metal cornice, arched entries onto porches, lattice enclosed second-story porches. Roll 10, Neg. 8

**United States Department of the Interior
National Park Service**

**National Register of Historic Places
Inventory—Nomination Form**




Continuation sheet

Item number 7

Page 16

261. 1860 Ridge Ave.: c. 1920; two-and-a-half story frame, pyramidal roof with cross gable dormers, flat roofed two-story portico with second floor balcony and flat roofed one-story side porches, square paneled portico columns, fan and side lights around main entry, slant roofed glass enclosed side porch. Roll 10, Neg. 9
262. 1842 Ridge Ave.: c. 1920; two-story frame, pyramidal roof with hipped and cross gable dormers, flat roofed one-story corner porch with recent support alterations. Roll 10, Neg. 10
263. 1832 Ridge Ave.: c. 1920; one-story stucco, gable roof with cross gable projecting bay, arched entry onto recessed porch, screened side porch, decorative brick window sills and lintels. Roll 10, Neg. 11
264. 1818 Ridge Ave.: c. 1925; one-story brick, hipped roof with cross hipped extensions and dormer, flat roofed front porch with Tower of the Winds columns, fanlight over entry. Roll 10, Neg. 12
265. 1804 Ridge Ave.: c. 1925; one-story frame, gable roof with slant roof central dormer, slant roof porch with Tuscan columns. Roll 10, Neg. 13
266. 1851 Graham St.: c. 1930; one-story, ell-shaped frame, gable roof with cross gable projection, round arched dormer, front chimney flanked on either side by half-fan attic vents. Roll 10, Neg. 14
267. 1861 Graham St.: c. 1930; one-story frame, gable roof with projecting gable front bay, octagonal bay window, arched hood over entry. Roll 10, Neg. 15
268. 1865 Graham St.: c. 1930; one-story frame, gable roof, slant roofed porch. Roll 10, Neg. 16
269. 1871 Graham St.: c. 1930; Bungalow, one-story brick, gable roof with cross gable projection over screened porch. Roll 10, Neg. 17
270. 1901 Graham St.: c. 1930; one-story frame, gable roof with cross gable projecting bay, slant roof over enclosed front entry. Roll 10, Neg. 18
271. 1909 Graham St.: c. 1930; one-story frame, gable roof with cross gable over front porch. Roll 10, Neg. 19
273. 1923 Graham St.: c. 1930; one-story wood shingle, gable roof with cross gable end extension, flat roof over double entry. Roll 11, Neg. 1
274. 1929 Graham St.: c. 1920; one-story frame, gable roof with cross gable central dormer, partially screened front porch. Roll 11, Neg. 2

United States Department of the Interior
National Park ServiceNational Register of Historic Places
Inventory—Nomination Form

Continuation sheet


Item number 7

Page 17

277. 1949 Graham St.: c. 1925; one-and-a-half-story wood shingle, gable roof with two cross gable dormers, arched fanlighted entry, flat roofed side screened porch. Roll 11, Neg. 5
278. 501-507 Thorn Pl.: c. 1925; two-story brick apartment, flat roof with crenalated parapet, flat roofed two-story enclosed porches with one-story flat roofed entry between former porches. Roll 11, Neg. 6
279. 509-515 Thorn Pl.: c. 1925; two-story brick apartment, flat roof with crenalated parapet, flat roofed two-story enclosed porches with one-story flat roofed entry between former porches. Roll 11, Neg. 7
280. 517-523 Thorn Pl.: c. 1925; two-story brick apartment, flat roof with crenalated parapet, flat roofed two-story enclosed porches with one-story flat roofed entry between former porches. Roll 11, Neg. 8
281. 530-534 Thorn Pl.: c. 1925; one-story frame, gable roof with cross gable dormers, cross gable central portico with Doric columns, fanlighted entry, enclosed end porch. Roll 11, Neg. 9
282. 524 Thorn Pl.: c. 1925; one-story frame, gable roof with cross gable dormers, cross gable central portico with Doric columns, fanlighted entry, enclosed end porch. Roll 11, Neg. 10
283. 516 Thorn Pl.: c. 1925, one-story frame, gable roof with projecting cross gable end bays, enclosed flat roofed, porch between bays, flat roofed side addition. Roll 11, Neg. 11
284. 500 Thorn Pl.: c. 1925; one-story frame, gable roof, Doric order screened porch across entire length of facade, aluminum awning over porch. Roll 11, Neg. 12
285. 434 Thorn Pl.: c. 1925; one-story frame, gable roof with cross gable projecting end bay, arched entry recessed in angle formed by projecting bay and main block, front chimney. Roll 11, Neg. 13
286. 428 Thorn Pl.: c. 1925; one-story brick, gable roof with projecting cross gable over porch, triple arched porch openings with two tapered paneled columns. Roll 11, Neg. 14
287. 418 Thorn Pl.: c. 1925; one-story brick, gable roof with projecting cross gables over end bay and porch, Tudoresque half timbering in gable end over porch, arched porch openings. Roll 11, Neg. 15

**United States Department of the Interior
National Park Service**

**National Register of Historic Places
Inventory—Nomination Form**



Continuation sheet


Item number 7

Page 18

288. 410 Thorn Pl.: c. 1925; one-and-a-half-story frame, gable roof with two cross gable dormers, cross gabled hood over doorway, sunburst design over entry, screened side porch. Roll 11, Neg. 16
289. 402 Thorn Pl.: c. 1925; Tudor, one-story brick and stucco, gable roof with cross gable extensions, partially enclosed corner porch with arched openings supported by two concrete Tuscan columns, half timbered cross gable ends with wooden brackets. Roll 11, Neg. 17
290. 403 Thorn Pl.: c. 1925; one-story brick and frame, gable roof with three cross gabled dormer with arched windows, arched hood supported by delicate, paired, fluted Tower of the Wind columns, sunburst over door, frame side addition. Roll 11, Neg. 18
291. 409 Thorn Pl.: c. 1925; one-and-a-half-story brick, gable roof with cross gable projecting central entry bay and two cross gable asbestos shingled dormers, Tudoresque half timbering in gable end over Gothic arched entry. Roll 11, Neg. 19
292. 417 Thorn Pl.: c. 1925; English Cottage, one-story brick, hipped gable roof with cross gable central projection over entry, half timbered and bracketed gable ends, Gothic arched recessed entry. Roll 12, Neg. 0
294. 433 Thorn Pl.: c. 1925; English Cottage, one-and-a-half-story brick, hipped gable roof with cross hipped gable extension, arched windows and porch entry. Roll 12, Neg. 2
295. 1948 Graham St.: c. 1925; one-story frame and brick, gable roof with cross gable projecting central portico, gable ends of house are brick, broken arched pediment in portico supported by slender paired columns, flat roofed frame side addition with corner paneled pilasters. Roll 12, Neg. 3
296. 1942 Graham St.: c. 1925; Tudor Cottage, gable roof with cross gable projecting entry bay, half timbered front gable end with herringbone and basket weave brick patterns between half timbering, arched recessed brick and stucco entry. Roll 12, Neg. 4
298. 1924 Graham St.: c. 1920; one-story frame, hipped roof with projecting louvered gable attic vent, cross gable projection over screened porch. Roll 12, Neg. 6
299. 1918 Graham St.: c. 1920; one-story frame, hipped roof with cross gable projecting end bay, flat roof over screened porch, arched recessed entry. Roll 12, Neg. 7

**United States Department of the Interior
National Park Service**

**National Register of Historic Places
Inventory—Nomination Form**




Continuation sheet

Item number 7

Page 19

300. 1910 Graham St.: c. 1920; one-story frame, gable roof with projecting cross gable portico, arched portico pediment with coupled columns. Roll 12, Neg. 8
301. 1902 Graham St.: c. 1920; one-story frame, gable roof with cross gable projecting end bay, arched entry recessed in angle formed by projecting bay and main block. Roll 12, Neg. 9
302. 1870 Graham St.: c. 1920; one-story brick, gable roof with cross gable and projecting bays, flat roofed Doric order screened porch between bays. Roll 12, Neg. 10
303. 1860 Graham St.: c. 1920; one-story frame, gable roof, flat roofed porch supported by four Tuscan columns, side addition. Roll 12, Neg. 11
304. 1852 Graham St.: c. 1920; one-and-a-half story frame, gable roof with two slant roof dormers, slant roof over screened porch extending across entire facade, porch supported by cross timbered posts on stucco pedestals. Roll 12, Neg. 12
306. 1828 Graham St.: c. 1920; one-story frame, gable roof which extends over front porch across length of entire facade, projecting entry bay beneath porch, side octagonal bay window. Roll 12, Neg. 14
307. 1820 Graham St.: c. 1920; Bungalow, one-story brick, gable roof with cross gable over asymmetrical porch, fanlight over door, side porte-cochere. Roll 12, Neg. 15
308. 434 Felder Ave.: c. 1920; one-story brick, hipped roof with projecting cross gable end bays, arched-stepped parapet wall between end bays, bas relief plaster sculpture in recessed panels above door and window openings, three, recessed center doors with fanlights over each, classical cornices with wooden medallions. Roll 12, Neg. 16
309. 422 Felder Ave.: c. 1925; one-and-a-half story brick, gable roof with two cross gable dormers, cross gabled main entry porch, side screened porch. Roll 12, Neg. 17
312. 1821 Norman Bridge Rd.: c. 1920; two-story brick apartment, gable roof, gable roof over two-story porch, aluminum awnings. Roll 3, Neg. 0
313. 1827 A-C Norman Bridge Rd.: c. 1920; two story brick apartment, gable roof w/ projecting two story double front porch, triple front entry. Roll 13, Neg. 1
314. 1833 Norman Bridge Rd.: c. 1920; two-story brick apartment, hipped roof with cross gable extensions, two-story porch with arched first floor openings. Roll 13, Neg. 2


United States Department of the Interior
National Park ServiceNational Register of Historic Places
Inventory—Nomination Form

Continuation sheet

Item number 7

Page 20

315. 1841 Norman Bridge Rd.: c. 1920; one-story brick, gable roof with cross gable projecting end bay and one dormer, corbeled brick arch over recessed entry, corbeled brick decorative motifs in front gable end. Roll 12, Neg. 3
317. 1853 Norman Bridge Rd.: c. 1920; one-story frame, gable roof with cross gable projecting end bay, flat roof over porch extension. Roll 13, Neg. 5
319. 1871 Norman Bridge Rd.: c. 1928; one-story frame, gable roof with two cross gable dormers, gable, bracketed hood over window in projecting bay, glass enclosed porch. Roll 13, Neg. 7
320. 400 Park St.: c. 1920; one-and-a-half-story frame, gable roof with cross gable projecting bay, octagonal bay window in projecting bay, glass enclosed porch. Roll 13, Neg. 8
321. 1919 Norman Bridge Rd.: 1920; one-story brick, gable roof with cross gable extension over central Doric order portico, fanlight in portico pediment. Roll 13, Neg. 9
322. 1927 Norman Bridge Rd.: c. 1920; one-story brick, gable roof with two cross gable projecting bays, screened side porch, arched main entry. Roll 13, Neg. 10
323. 1935 Norman Bridge Rd.: c. 1920; one-story brick, gable roof with two cross gable projecting bays, half-timbered gable end over porch. Roll 13, Neg. 11
324. 1947 Norman Bridge Rd.: c. 1920; one-and-a-half-story brick, gable roof with cross gable dormer and projecting bay, enclosed side porch, denticulated cornice. Roll 13, Neg. 12
325. 517 LeGrand Pl.: c. 1920; Tudor, two-story brick, gable roof with cross gable projecting central bay, half-timbering with stucco and basket weave brickwork inserts in front gable, stucco quoined architrave around entry onto recessed central porch. Roll 13, Neg. 13
326. 529 LeGrand Pl.: c. 1920; Tudor, one-story brick, gable roof with cross gable projecting end bays, flat roofed enclosed central porch with metal casement windows, half timbered and stuccoed front gable ends, designed by Frank Lockwood, Jr. Roll 13, Neg. 14
327. 537 LeGrand Pl.: c. 1920; one-story brick, gable roof with cross gable projecting end bays, flat roof over front entry supported by two Tower of the Winds columns, glass enclosed side porch, side porte-cochere, denticulated cornices, fanlight over door and one front casement window, designed by Frank Lockwood, Jr. Roll 13, Neg. 15

United States Department of the Interior
National Park ServiceNational Register of Historic Places
Inventory—Nomination Form

Continuation sheet


Item number 7

Page 21

328. 547 LeGrand Pl.: c. 1920; Tudor Cottage, one-story brick, hipped gable roof with double cross gabled end bay, Gothic arched entry onto porch, stuccoed front gabled end with wooden cross timbering, side enclosed porch, designed by Frank Lockwood, Jr. Roll 13, Neg. 16
329. 559 LeGrand Pl.: 1929, Tudor Cottage, one-story stucco, gable tile shingle roof with cross gable projecting end bay, brick window sills and lintels, triple leaded glass, built by Frank Lockwood, Jr. Roll 13, Neg. 17
330. 766 Felder Ave.: c. 1920; one-story brick, truncated pyramidal roof with cross gable extension over porch leaded fan and side lights around main entry. Roll 13, Neg. 18
332. 740-742 Felder Ave.: c. 1906, Queen Anne Cottage, one-story frame, pyramidal roof with cross gable extensions, flat roofed porch over Ionic columned porch, geometric paned octagonal bay window. Roll 14, Neg. 0
333. 728 Felder Ave.: c. 1915; Greek Revival, two-story frame, flat roof, two-story hexastyle, Composite order portico, evidence of second floor balcony no longer extant, fan and sidelight, second floor, balcony door, side light and transom around first floor doorway. Roll 14, Neg. 1
334. 2026 Ridge Ave.: c. 1935; one-story Flemish Bond brick, gable roof with cross gable over central porch, flat roofed side wing. Roll 14, Neg. 2
335. 514 Thorn Pl.: c. 1935; two-story frame, gable roof, slant roof over enclosed front porch, low hipped roof over one-story side screened porch. Roll 14, Neg. 3
336. 1020 Felder Ave.: c. 1920; one-story frame, hipped roof with hipped projection over screened front porch. Roll 14, Neg. 4
337. 2750-2752 Boulter St.: c. 1935; one-story brick commercial, flat roof with tile capped parapet. Roll 14, Neg. 5
342. 1032-1036 E. Fairview Ave.: c. 1925, one-story brick commercial, flat roof, corbeled brick belt course, partially altered storefront windows. Roll 15, Neg. 10
344. 1010 E. Fairview Ave.: c. 1925, one-story brick commercial, flat roof w/ parapet, denticulated cornice topped w/ angled tile covered projection, flat roofed wooden canopy supported w/ iron suspension rods over entries, windows and entries are heavily altered. Roll 15, Neg. 12
345. 1000 E. Fairview Ave.: c. 1925, one-story stucco commercial, flat roof, originally gas station. Roll 15, Neg. 14

**United States Department of the Interior
National Park Service**

**National Register of Historic Places
Inventory—Nomination Form**



Continuation sheet

Item number 7

Page 22


346. 1023 Woodley Rd.: c. 1925, one-story, ell-shaped, stucco commercial, flat roof w/ tile capped edge, addition to 1010 E. Fairview Ave. Roll 15, Neg. 15
347. 1031 Woodley Rd.: c. 1925, Bungalow, one-story frame, gable roof, assymetrical gable roofed, screened porch. Roll 15, Neg. 16
348. 1568 Dunbar: c. 1930, one-story frame, gable roof with cross gable projecting bay, procecting side bay w/ pyramidal roof. Roll 16, Neg. 1

BUILDINGS WHICH DO NOT CONTRIBUTE TO THE CHARACTER OF THE CLOVERDALE HISTORIC DISTRICT

1. 402 Cloverdale Rd.: c. 1955; one-story cinderblock and metal siding gas station, flat roof. (?) Roll 1, Neg. 1
2. 1717 N. Norman Bridge Rd.: c. 1960; one-story cinder block commercial, flat roof. Roll 1, Neg 2
8. 1725 Graham St.: c. 1970; two-story stucco apartment, flat roof, cast iron balconys, metal window sash. Roll 1, Neg. 8
9. 505 Felder Ave.: c. 1970; two-story stucco apartment, flat roof, cast iron false balconys, metal window sash. Roll 1, Neg. 9
16. 514 Cloverdale Rd.: c. 1980; one-story brick commercial, both flat and Mansard roofs. Roll 1, Neg. 16
17. 514 Cloverdale Rd.: c. 1980; one-story stucco commercial, flat roof. Roll 1, Neg. 17
18. 500 Cloverdale Rd.: c. 1975; one-story brick and cinderblock commercial, plate glass front and entry. Roll 1, Neg. 18
19. 1713 Graham St.: c. 1960; one-story brick and cinderblock commercial. Roll 1, Neg. 19
20. 432 Cloverdale Rd.: c. 1960; one-story cinderblock gas station with metal siding. Roll 1, Neg. 20
21. 416 Cloverdale Rd.: c. 1960; one-story brick commercial with stone front, recessed aluminum framed glass entry. Roll 1, Neg. 21

United States Department of the Interior
National Park Service

National Register of Historic Places
Inventory—Nomination Form



Continuation sheet


Item number 7

Page 23

29. 501 Cloverdale Rd.: c. 1960; one-story brick supermarket, flat roof.
Roll 1, Neg. 29
33. 547 Cloverdale Rd.: c. 1983; one-and-two-story brick and stucco
apartments. Roll 1, Neg. 33
50. 2417 E. Cloverdale Pk.: c. 1965; one-story brick and frame hipped roof,
ground level basement entry. Roll 2, Neg. 25
56. 2471 E. Cloverdale Pk.: c. 1950; one-story brick with two-story brick wing,
gable roof over one-story, pyramidal roof over two-story projecting cross
gable bay. Roll 2, Neg. 31
58. 2487 E. Cloverdale Pk.: c. 1955; one-story brick, gable roof with
projecting cross-gable bay. Roll 2, Neg. 33
59. 1029 Magnolia Curve: c. 1975, Georgian Revival, two-story brick and frame,
gable roof, gable roof one-story wing. Roll 2, Neg. 34
60. 1055 Magnolia Curve: c. 1950; one-and-a-half-story brick, gable roof,
projecting cross gable bay. Roll 2, Neg. 35
63. 2500 Boultier Street: c. 1950; one-story brick, gable roof, projecting
cross gable bay. Roll 3, Neg. 1
64. 2444 Boultier Street: c. 1950; one-story brick with two-story wing, gable
roof over one-story, cross gable over second story. Roll 3, Neg. 2
66. 2406 Boultier Street: c. 1940; one-story frame with aluminum siding
pyramidal roof. Roll 15, Neg. 5
67. 1032 Woodward Avenue: c. 1940; one-story frame, gable roof with cross gable
projecting porch. Roll 3, Neg. 4
72. 2306-2310 Boultier Street, 1032 Felder Avenue: c. 1940; two-story brick
apartment gable roof with projecting cross gable bays. Roll 15, Neg. 4
73. 1001-1019 Felder Ave.: c. 1950; two-story brick apartment, gable roof,
metal casement windows. Roll 15, Neg. 3
74. 1021-1027 Felder Ave.: c. 1950; two-story brick apartments, gable roof,
metal casement windows. Roll 2, Neg. 10
75. 1029 Felder Ave.: c. 1950; two-story brick apartment, gable roof,
recessed, central, front entry. Roll 2, Neg. 11

United States Department of the Interior
National Park Service

National Register of Historic Places
Inventory—Nomination Form



Continuation sheet


Item number 7

Page 24

100. 736 Cloverdale Rd.: c. 1940; one-and-a-half-story frame, gable roof with cross gable over porch, slant roofed dormers. Roll 4, Neg. 33
105. 680 Cloverdale Rd.: c. 1910; two-story brick and frame shingled second story, gambrel roof with cross gambrel central bay, corner entry, hip roofed enclosed end porch, heavily altered. Roll 4, Neg. 3
110. 630-632 Cloverdale Rd.: c. 1955; two-story brick ell-shaped apartment, gable roof with cross gable wing. Roll 4, Neg. 8
114. 617 Cloverdale Rd.: c. 1980; one-story brick and frame, gable roof. Roll 4, Neg. 12
121. 1822 Galena Ave.: c. 1920; one-story stucco, gable roof, heavily altered. Roll 4, Neg. 19
138. 836 Park Ave.: c. 1950; International Style, two-story brick and frame with metal siding, flat roof, projecting bays, large plate glass windows. Roll 4, Neg. 36
150. 965 Park Ave.: c. 1980; one-and-a-half-story brick, hipped roof with dormers, side main entry, denticulated cornice. Roll 5, Neg. 12
158. 2314 E. Cloverdale Pk.: c. 1940; one-and-a-half-story brick, gable roof with three dormers, asymmetrical front chimney. Roll 5, Neg. 20
159. 2316 E. Cloverdale Pk.: c. 1975; Ranch Style, one-story brick, pyramidal roof with hipped gable extension over carport. Roll 5, Neg. 21
160. 2320 E. Cloverdale Pk.: c. 1975; International Style, one-story ell-shaped reinforced concrete, wood and plate glass, surrounded on all sides by reinforced concrete wall, courtyard patio inside exterior concrete wall. Roll 5, Neg. 22
161. 2322 E. Cloverdale Pk.: c. 1955; one-story brick, hipped roof with arched dormers, recessed front entry. Roll 5, Neg. 23
162. 2321 W. Cloverdale Pk.: c. 1960; one-story brick, hipped roof, recessed front entry. Roll 5, Neg. 24
163. 2311 W. Cloverdale Pk.: c. 1920; Colonial Revival, two-story ell-shaped brick veneer, stone doric surrounded with false balcony above, stone window lintels and sills, one-story flat roofed, side screened porch, house originally frame. Roll 5, Neg. 25
166. 2632 Boultier St.: c. 1975; one-and-two-story stuccoed apartment complex, flat roof, second floor balconies. Roll 5, Neg. 29

United States Department of the Interior
National Park Service

National Register of Historic Places
Inventory—Nomination Form



Continuation sheet


Item number 7

Page 25

168. 2700 Boultier St.: c. 1950; one-story brick, gable roof, projecting end bays, recessed front porch between end bays, metal casement windows. Roll 5, Neg. 31
169. 2712-2716 Boultier St.: c. 1945; two-story brick, hipped roof, recessed, screened, two-story corner porches. Roll 5, Neg. 32
173. 1045 Fairview Ave.: c. 1941; one-and-two-story brick and stucco theater, cast iron and wire mesh marquee, Art Deco interior, flat roof with stepped tile capped parapet. Roll 6, Neg. 1 & 3
174. 1041 Fairview Ave.: c. 1980, one-story brick commercial, arched stucco hood over recessed entry, plate glass windows in brick panels separated by narrow, vertical, iron I-shaped strips, flat roof. Roll 6, Neg. 2
176. 1029 Fairview Ave.: c. 1980; one-and-two-story brick and stucco, gable roof with hipped gable side wing, half timbered second floor, recessed entry. Roll 6, Neg. 5
177. 1027 Fairview Ave.: c. 1980; one-and-two-story frame and brick, gable roof over two-story, gable roof with pyramidal projection over one-story portion. Roll 6, Neg. 6
178. 1025 Fairview Ave.: c. 1980; one-and-two-story frame, gable roof over two-story portion, gable roof with cross gable dormer over one-story section, projecting bay window. Roll 6, Neg. 7
179. 1021 Fairview Ave.: c. 1980; one-and-two-story brick, gable roof over two-story portion, pyramidal roof over one-story section, recessed entry. Roll 6, Neg. 8
187. 2033 LeBron Ave.: c. 1960; one-story aluminum siding and stone, gable roof with cross gable projecting bay, recent rear addition. Roll 6, Neg. 16
188. 2023 LeBron Ave.: c. 1940; one-story brick, gable roof with cross gable louvered end dormers, projecting front bay with bracketed, denticulated pediment over recessed entry. Roll 6, Neg. 17
190. 2001 LeBron Ave.: c. 1940; one-story brick, gable roof with cross gable over end bay, modern side porch addition, bracketed roof over entry. Roll 6, Neg. 19
201. 703 Fairview Ave.: c. 1955; one-story brick, two level gable roof, entry surrounded by diamond pane, leaded lights. Roll 7, Neg. 10

United States Department of the Interior
National Park Service

National Register of Historic Places
Inventory—Nomination Form



Continuation sheet


Item number 7

Page

226. 1850 Lockerbie St.: c. 1970; one-and-a-half-story brick, pyramidal roof with round arched metal dormers, arched opening over recessed entry flanked on either side by blind arched panels, panels are separated by double pilasters, corbeled brick cornice with brick dentils, leaded glass windows throughout. Roll 8, Neg. 15
227. 1817 Lockerbie St.: c. 1970; Georgian Revival, two-story, three-bay brick, gable shingled roof, flat roofed one-story side addition topped with wooden balustrade, scroll topped entry architrave flanked by fluted pilasters. Roll 8, Neg. 16
231. 1835 Ridge Ave.: c. 1980; one-story brick, two-level gabled roof, metal framed windows, recessed entry under corner porch. Roll 8, Neg. 20
236. 1801-1807 Ridge Ave.: c. 1978; one-and-two-story stucco condominium, gable and hipped roofs, building constructed around open courtyard. Roll 9, Neg. 4
241. 2031-2937 Ridge Ave.: c. 1950; two-story brick apartment, gable roof, two story screened porches on either end, porches and cornices covered with aluminum siding. Roll 9, Neg. 9
243. 635 Fairview Ave.: c. 1970; one-story brick, two level gable roof with cross gable over central porch, center section of house projects slightly from flanking end wings. Roll 9, Neg. 11
245. 628 Thorn Pl.: c. 1970; Georgian Revival, two-story, three-bay brick, hipped roof, scroll pedimented architrave around entry, corbeled brick belt course. Roll 9, Neg. 13
276. 1945 Graham St.: c. 1970; two-story brick, hipped roof, front chimney, false second floor balconies. Roll 11, Neg. 4
310. 1801 Norman Bridge Rd.: c. 1940; two-story brick apartment, gable roof with cross gable end bays, two-story screened porches in end bays, pedimented architraves over entries. Roll 12, Neg. 18
311. 1803 Norman Bridge Rd.: c. 1940; two-story brick apartment, gable roof with cross gable end bays, two-story screened porches in end bays, pedimented architraves over entries. Roll 12, Neg. 19
331. 752-756 Felder Ave.: c. 1940; two-story brick apartment, hipped roof with cross gable extentions over corner two-story screened porches, pedimented architrave surrounding main central entry. Roll 13, Neg. 19

United States Department of the Interior
National Park Service

National Register of Historic Places
Inventory—Nomination Form




Continuation sheet

Item number 7

Page 27

BUILDINGS WHICH CONDITIONALLY CONTRIBUTE TO THE CHARACTER OF THE CLOVERDALE
HISTORIC DISTRICT

5. 415-419 Felder Ave.: c. 1910; two-story frame, asbestos siding, pyramidal roof with projecting cross gables, two projecting octagonal bays. Roll 1, Neg. 5
7. 429-433 Felder Ave.: c. 1910; two-story frame shingle and asbestos siding, pyramidal roof with dormer. Roll 1, Neg. 7
10. 515 Felder Ave.: c. 1910; one-story frame with vinyl siding, hipped roof with cross gable and pyramidal projections. Roll 1, Neg. 10
25. 411-413 Cloverdale Rd.: c. 1920; one-story stucco and plywood veneered commercial, one angled recessed plate glass entry. Roll 1, Neg. 25
26. 419 Cloverdale Rd.: c. 1920; one-story brick with stucco facade commercial, recessed plate glass entry. Roll 1, Neg. 26
28. 431 Cloverdale Rd.: c. 1920; one-story brick stuccoed commercial, all windows and entries heavily altered, aluminum canopy across entry facade, originally probably a twin building to #27 above. Roll 1, Neg. 28
53. 2439 E. Cloverdale Pk.: c. 1930; one-story frame with aluminum siding, gable roof, end wing addition, flat roof porch with cast-iron support, carport addition. Roll 2, Neg. 28
62. 2512 Boultelier Street: c. 1939; one-story frame, gable roof. Roll 2, Neg. 36A and Roll 3, Neg. 0
65. 2434 Boultelier Street: c. 1939; one-story brick, gable roof, flat roofed porch. Roll 3, Neg. 3
70. 1025 Woodward Avenue: c. 1920; one-and-a-half-story frame with asbestos siding, gable roof, cross gable dormers, flat roofed screen porch, fan over door. Roll 3, Neg. 8
76. 1031 Felder Ave.: c. 1920; one-story asbestos shingle, gable roof with flat roofed screened front porch. Roll 2, Neg. 12
85. 929 Cloverdale Rd.: c. 1920; one-story aluminum siding, gable roof with cross gable projecting porch, louvered vent in pediment of porch. Roll 3, Neg. 18
89. 980 Cloverdale Rd.: 1939; two-story brick church gable roof with cross gable back wing, gothic architectural features. Roll 3, Neg. 22

United States Department of the Interior
National Park ServiceNational Register of Historic Places
Inventory—Nomination Form


Continuation sheet

Item number 7

Page 28

90. 944 Cloverdale Rd.: c. 1930; one-story asbestos, gable roof with double louvered dormers, roof overhang covers porch around two sides of home. Roll 3, Neg. 23
101. 726 Cloverdale Rd.: c. 1910; Greek and Roman Revival detailing, two-story frame covered with stucco, hipped roof, tripartite arrangement with projecting central block, original weatherboard probably undamaged beneath recent stucco covering. Roll 3, Neg. 34 & 35
128. 1867 Galena Ave.: c. 1910; one-story asbestos shingle, double pyramidal roof with cross gable side dormer, low slanting roofed porch. Roll 4, Neg. 26
131. 1891 Galena Ave.: c. 1910; one-and-a-half-story asbestos siding, gable roof with large slant roof central dormer, gable roofed end wing with second floor recessed porch, hipped roof front porch (partially screened) with screen balcony above. Roll 4, Neg. 29
154. 916 Felder Ave.: c. 1910; two-story asphalt siding, gable roof, one-story cross gable porch with slant roof projection over door. Roll 5, Neg. 16
167. 2638 Boulter St.: c. 1939; one-story frame, gable roof with cross gable central projecting bay, octagonal bay window, flat roofed corner porch over entry. Roll 5, Neg. 30
183. 921 Fairview Ave.: c. 1920; Bungalow, one-story aluminum siding, hipped roof with cross gable extension over brick enclosed front porch. Roll 6, Neg. 12
186. 363 Coleman St.: c. 1920; Shotgun, one-story asbestos siding, gable roof, slant roofed, screened front porch, slant roof side addition. Roll 6, Neg. 15
237. 1939 Ridge Ave.: 1920; two-story aluminum siding, gable roof. Roll 9, Neg. 5
242. 2045 Ridge Ave.: c. 1915; one-and-a-half-story aluminum siding, pyramidal roof with cross gable projecting end bay, windows and doors hidden by louvered shutters. Roll 9, Neg. 10
253. 2028 Ridge Ave.: c. 1925; Shotgun, one-story asbestos siding, gable roof, gable roofed porch, twin to 2024 Ridge Ave. Roll 10, Neg. 1
254. 2024 Ridge Ave.: c. 1925; Shotgun, one-story asbestos siding, gable roof, gable roofed porch, twin to 2028 Ridge Ave. Roll 10, Neg. 2

**United States Department of the Interior
National Park Service**



**National Register of Historic Places
Inventory—Nomination Form**

Continuation sheet


Item number 7

Page 29

272. 1915 Graham St.: c. 1930; one-story asbestos siding, gable roof with cross gable end extension over glass enclosed porch. Roll 11, Neg. 0
275. 1935 Graham St.: c. 1920; Bungalow, one-story asbestos siding, hipped roof with cross gable extension over porch. Roll 11, Neg. 3
293. 425 Thorn Pl.: c. 1925; one-story aluminum siding, hipped roof with cross gable end projection, cross gabled, bracketed hood over entry, enclosed arched brick side porch. Roll 12, Neg. 1
297. 1937 Graham St.: c. 1920; one-story asbestos siding, gable roof with slant roof over screened and latticed porch, triple fanlighted casement window. Roll 12, Neg. 5
305. 1836 Graham St.: c. 1920; one-story aluminum siding, hipped roof with both cross hipped and cross gable extensions, three entries under projecting front porch. Roll 12, Neg. 13
316. 1845-1847 Norman Bridge Rd.: c. 1920; one-story aluminum siding, gable roof with projecting cross gable central bay, flat roof over corner porch, aluminum awnings. Roll 13, Neg. 4
318. 1861 Norman Bridge Rd.: c. 1920; Bungalow, one-story, aluminum siding, gable roof over main block, gable roof over asymmetrical screened porch. Roll 13, Neg. 6
338. 1050 E. Fairview Ave.: c. 1925, one-story stucco, brick and ceramic tile commercial, flat roof, recessed entry. Roll 15, Neg. 6
339. 1046-1048 E. Fairview Ave.: c. 1925, one-story stucco, brick and ceramic tile commercial, flat roof, recessed entry. Roll 15, Neg. 7
340. 1044 E. Fairview Ave.: c. 1925, one-story stucco commercial, flat roof, denticulated cornice, leaded glass in doors and sidelights, Neo Colonial entry architrave. Roll 15, Neg. 8
341. 1038 E. Fairview Ave.: c. 1925, one-story stucco commercial, flat roof, heavily altered entry and windows. Roll 15, Neg. 9
343. 1030 E. Fairview Ave.: c. 1925, one-story brick commercial w/ aluminum siding, stucco and ceramic tile coverings, flat roof w/ parapet recessed entry. Roll 15, Neg. 11

**United States Department of the Interior
National Park Service**

**National Register of Historic Places
Inventory—Nomination Form**



Continuation sheet

Item number 7


Page 30

OPEN SPACES WHICH CONTRIBUTE TO THE CHARACTER OF THE CLOVERDALE HISTORIC DISTRICT

349. Fitzgerald Park: small, triangular park with decorative fountain. Located at intersection of Park Avenue and East Cloverdale Park.
350. Cloverdale Park: long, narrow park surrounded by raised lots with deep-set houses. Park has numerous, large shade trees.
351. Le Grand Park: small park with decorative fountain. Located along Le Grand Pl.
352. Milo Howard Park: small, triangular park with decorative fountain. Located at intersection of Cloverdale Road and Galena Avenue.

**United States Department of the Interior
National Park Service**

**National Register of Historic Places
Inventory—Nomination Form**



Continuation sheet

Item number 8

Page 1

HISTORICAL SUMMARY

Cloverdale was originally a portion of a 160-acre tract purchased by William Graham from the U.S. Government in 1817. Graham was one of Montgomery's early leading citizens and its first mayor. The owner of a store on Market (now Dexter Avenue), he served as the Clerk of the Circuit Court in the 1830s and was Treasurer for the State of Alabama from 1846 to 1859.

The tract, called "Graham's Woods", was located to the south of the city and was considered to be way out in the country. In 1834 Graham sold the land to Duncan Graham, whose heirs, in turn, sold it to Malcolm Graham in 1886. Apparently, the land was put to little practical use by the Graham family, probably because the soil was primarily Alabama prairie mud unsuitable for agriculture. The land was covered with virgin pines, a few of which still exist on the lawns of some Cloverdale homes, and the area was sometimes called "The Pines."

In 1886, Malcolm Graham sold the property to J. C. O'Connell, a wealthy Montgomery engineer and cotton merchant. On June 9, 1887, O'Connell along with M. B. Houghton, M. P. LeGrand, Jr. and A. W. LeBron incorporated the property as The South Montgomery Land Company.² By 1888, sizable portions of the development had been sold to Robert H. McClellan and Charles Scheerer, who were real estate speculators from Galena, Illinois.³ Mr. LeBron was also from Galena.

In 1892, the company was dissolved, and the Cloverdale Land and Development Company incorporated under the direction of M. A. Williams, A. W. LeBron, R. P. Dexter and Phares Coleman.⁴ In that same year, a plat of the property was drawn showing a series of winding streets with large irregularly-shaped lots overlooking several open parks and a proposed lake site. This layout, with only minor alterations, exists today.


Included in the original scheme was an extension of the new Montgomery electric trolley into the Cloverdale suburb, connecting the neighborhood directly with the center of the city. As compensation for extending the line, the car company was given a few of the lots.⁵ The Montgomery Advertiser reported on September 30, 1892 that seven streetcars were serving the Cloverdale system. The trolley continued to provide cheap transportation for Cloverdale residents until the 1950s.

Local historians have speculated that Frederick Law Olmsted may have authored the plan for Cloverdale because he was in Montgomery in 1889 to design a landscape plan for the Alabama State Capitol and one of the local draftsmen he employed, J. M. Garrett, also drew the Cloverdale plat. A more likely candidate, however, is Joseph Forsyth Johnson, who like Olmsted came to Montgomery in 1889 to submit plans for the Capitol grounds. The remarkable similarity between his design for Inman Park in Atlanta (1887) and Cloverdale (1892) strongly suggests that he also designed the latter. See attachments A and B.

The earliest documentation discovered for the construction of a house in Cloverdale is from a letter dated 1892. The letter was written from Nettie Fuller to her Sister, Willie, in which she states, ". . . went out to our new home yesterday evening, the road was just as muddy as it could be. I don't know what we will do when we get out there it will be so lonesome and muddy."⁶ This house, which was located on the corner of what is now Felder Ave. and Norman Bridge Rd., was demolished for an apartment complex in the late 1940's. Miss Willie Fuller ran a private school directly behind the house facing Felder Ave.

**United States Department of the Interior
National Park Service**

**National Register of Historic Places
Inventory—Nomination Form**



Continuation sheet

Item number 8

Page 2


In 1893, the Cloverdale Land and Development Company went bankrupt, due to the nation-wide economic panic of that period. During the next fifteen years the Cloverdale site lay dormant with the exception of some activity along the north side of Felder Ave., where a small golf course and tennis courts were built. This was the beginning of the Montgomery Country Club.

In 1908, the site was again reincorporated and called simply, Cloverdale Homes. Mr. A. W. LeBron served as secretary-treasurer of the corporation, but the financial backing and administrative management was headed by Mr. O. O. Nelson, one of Montgomery's leading real estate brokers. Cloverdale owes a great deal of its ultimate success to Mr. Nelson, because under his direction the sale of lots and the construction of houses skyrocketed between 1908 and 1916. In 1908, there were only ten houses in Cloverdale, but by 1916 there were one hundred twenty-five. Many of these houses were designed by Montgomery's leading architects, B. B. Smith, Weatherly Carter, Frank Lockwood, Sr. and Frank Lockwood, Jr. One house was designed by Mobile architect, Nicholas Holmes, Sr.

In 1910, the residents of Cloverdale voted for the first time to incorporate their suburb into a self-governing village. They elected Charles Tullis as the first Mayor and Col. A. B. Garland, C. H. Roquemore, Charles Johnson, A. W. LeBron and W. P. DeJarnette as aldermen. Shortly after the incorporation of the village an effort was made to lay sidewalks and sewer lines and to gravel the streets. Much of this early civic engineering was carried out by B. B. Smith and Weatherby Carter, architects and engineers. This period also saw the development of a small commercial strip on the corner of Norman Bridge Road and the north side of Cloverdale Road. This was Montgomery's first suburban commercial area. In the late 1920's, another similar business area began to develop on the corner of Fairview Ave. and Woodley Rd.

United States Department of the Interior
National Park Service

National Register of Historic Places
Inventory—Nomination Form



Continuation sheet

Item number 8


Page 3

FOOTNOTES

- ¹Montgomery Landmarks Foundation, Cloverdale Files.
- ²Corporation Records, Montgomery County Courthouse, Corporation Book 1, 1887-1895, p. 342.
- ³Montgomery Advertiser, "Cloverdale Once a Pine Grove now Live Municipality," Feb. 20, 1916, p. 12.
- ⁴Corporation Records, Montgomery County Courthouse, Corporation Book 1, 1887-1895.
- ⁵Montgomery Advertiser, "Cloverdale Once a Pine Grove now Live Municipality," Feb. 20, 1916, p. 12.
- ⁶Montgomery Landmarks Foundation files, "Letter from Nettie Fuller to sister Willie," Aug., 1892.
- ⁷Montgomery Advertiser, Aug. 4, 1940, p. 5.
- ⁸Point of Reference Files, Montgomery Advertiser, "Smith and Carter are to Build Several Beautiful Homes," Feb. 27, 1916.

**United States Department of the Interior
National Park Service**

**National Register of Historic Places
Inventory—Nomination Form**



Continuation sheet Cloverdale

Item number 9

Page 1

- 1) Books
 - Art Works of Montgomery, The Gravure Illustration Co., 1907.
 - The Lightening Route, Alabama Power Co., 1936.
 - White, Dana F. and Victor Kramer ed. Olmsted South, Old South Critic, New South Planner, Westport, Connecticut: Greenwood Press, 1979.
 - Owen, Thomas M. History of Alabama and Dictionary of Alabama Biography. Chicago: S. J. Clarke Publishing Co., 1921.

- 2) Landmarks Foundation, Montgomery, Alabama
 - Photograph Files

- 3) Library of Congress
 - Olmsted Papers

- 4) Montgomery City Library
 - City Directories 1906-present

- 5) Montgomery County Courthouse
 - Corporation Records
 - Book 1, 1887-1895, pg. 342
 - Book 2, 1895-1907, pg. 148 & 372
 - Book 4, 1907-1911, pg. 187 & 583

- 6) Olmsted National Historic Site, Brookline, Mass.
 - Catalogue of Frederick Law Olmsted drawings

- 7) Personal Interviews, Montgomery, Alabama

Mary Virginia Kohn	Nan Rosa
Mary Ann Neeley	Virginia Jones
Marilyn Sullivan	Donald McGlynn
Thomasina McGehee	J. M. Garrett, Jr.
Woodley Campbell	Mary Anna Snow
John Terry	Nimrod Frazer


- 8) Point of Reference, Montgomery, Alabama
 - Files on Cloverdale

- 9) State Abstract and Title Office, Montgomery, Alabama
 - Plat Book 3, pg. 73
 - Cloverdale Abstract

- 10) State Archives and History, Montgomery, Alabama
 - Manuscripts
 - Milo Howard Papers
 - Peter A. Brannon Papers
 - Thomas M. Owen Papers
 - Baker Library, Harvard Business School, Cloverdale Bond Issues

**United States Department of the Interior
National Park Service**

**National Register of Historic Places
Inventory—Nomination Form**



Continuation sheet

Item number 9

Page 2

Maps

- 1899 Pocket Map of the City of Montgomery, Ala., published by the State Abstract Co.
- 1910 Sanborn Insurance Maps
- 1949 Fletcher Hale Map of Montgomery (1912 and 1913 recollections of South Montgomery)

Newspapers

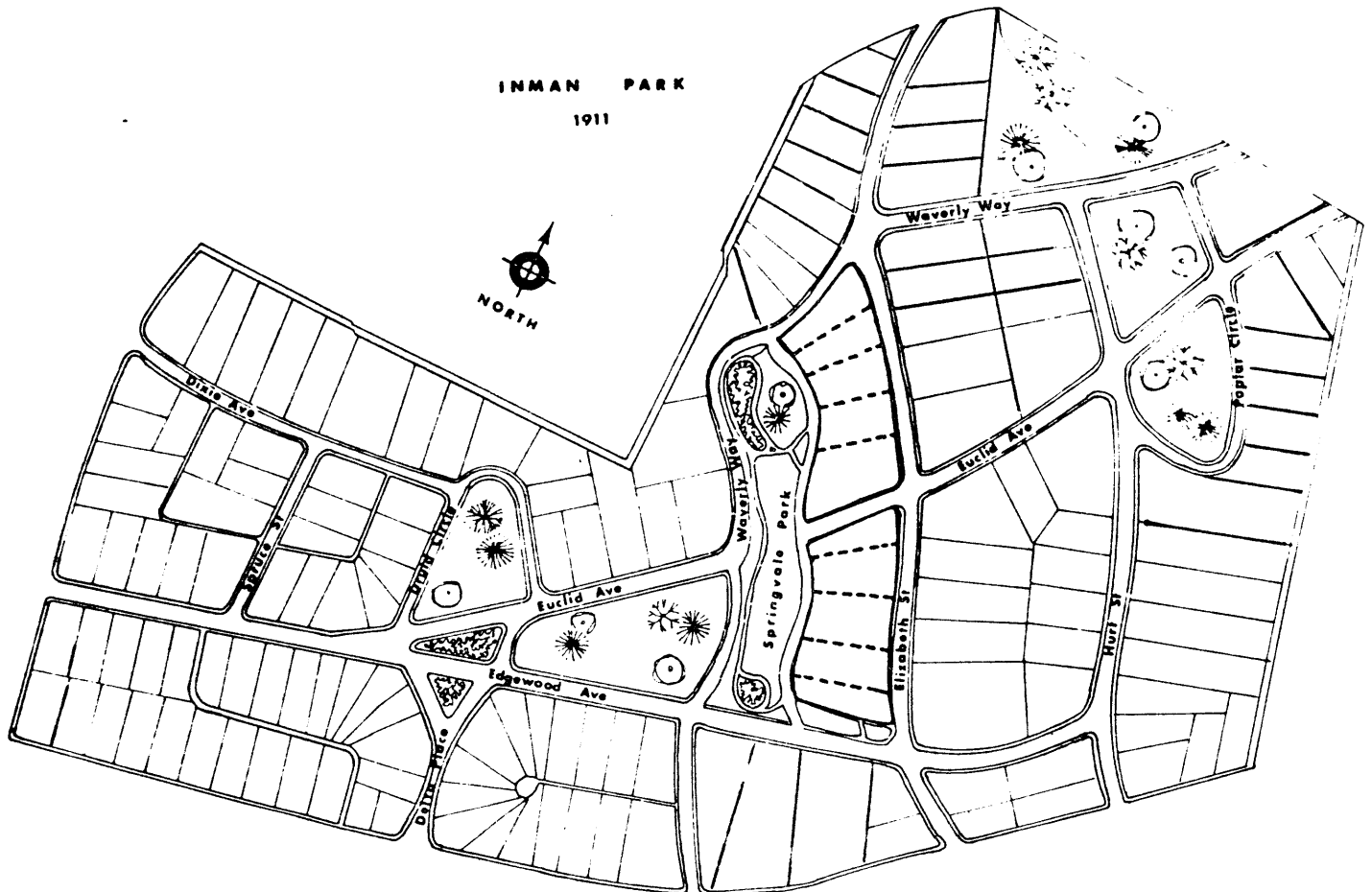
Montgomery Advertiser

- Jan. 1 - Dec. 31, 1888
- Jan. 1 - Dec. 31, 1892
- Jan. 1 - Dec. 31, 1893
- Jan. 1 - Dec. 31, 1910
- Jan. 1 - Dec. 31, 1911
- Jan. 1 - Dec. 31, 1912
- Feb. 1 - Mar. 31, 1916
- July 1 - Aug. 31, 1941

Surname Files

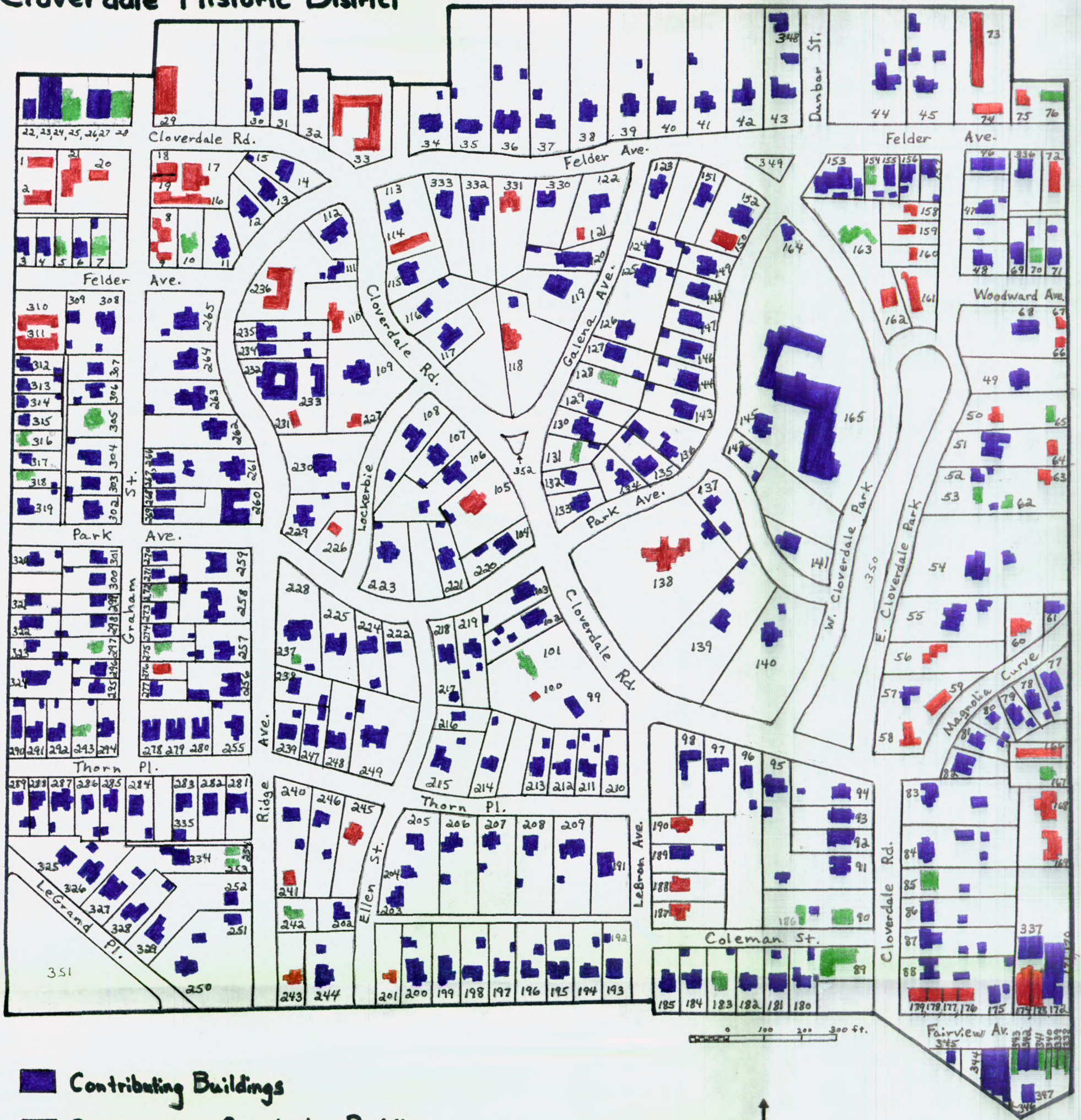
- A. W. LeBron
- M. P. LeGrand
- R. H. McClellan
- Shear
- O. O. Nelson
- G. C. Earle
- J. M. Garrett, Sr.

ATTACHMENT B



5. Inman Park land uses, 1911.

Cloverdale Historic District



ATTACHMENT A

PLAT BOOK PAGE 73

MAP OF CLOVERDALE

MONTGOMERY CO. ALA.

DEC. 1892 SCALE 1" 200'

SURVEYED BY G. C. EARL } ENGRS.
DRAWN BY J. M. GARRETT }
IN NE QUARTER SEC 19 T16 R18

FILED IN OFFICE THIS
20TH DAY OF APRIL 1894

F. C. RAYBOLPH

JUDGE PROBATE

