

**United States Department of the Interior
National Park Service**

**NATIONAL REGISTER OF HISTORIC PLACES
CONTINUATION SHEET**

Section _____ Page _____

=====

SUPPLEMENTARY LISTING RECORD

NRIS Reference Number: 08001014

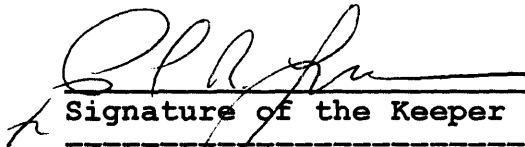
Date Listed: 10/14/2008

Lake McDonald Lodge Coffee Shop
Property Name

Flathead MT
County State

N/A
Multiple Name

This property is listed in the National Register of Historic Places in accordance with the attached nomination documentation subject to the following exceptions, exclusions, or amendments, notwithstanding the National Park Service certification included in the nomination documentation.


Signature of the Keeper

10/14/2008
Date of Action

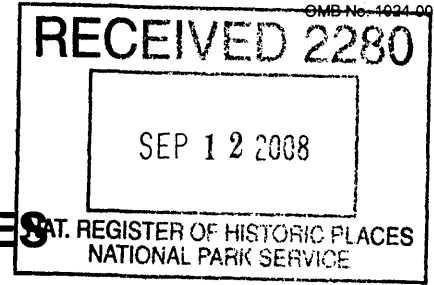
Amended Items in Nomination:

Acreage:
The correct acreage for the property is: 1.7 acres

These clarifications were confirmed with the NPS FPO office and the National Park.

DISTRIBUTION:
National Register property file
Nominating Authority (without nomination attachment)

United States Department of the Interior
National Park Service



**NATIONAL REGISTER OF HISTORIC PLACES
REGISTRATION FORM**

1. Name of Property

historic name: Lake McDonald Lodge Coffee Shop

other name/site number:

2. Location

street & number: Lake McDonald Lodge Boulevard

not for publication: n/a

city/town: Lake McDonald

vicinity: n/a

state: Montana code: MT county: Flathead code: 029 zip code: 59921

3. State/Federal Agency Certification

As the designated authority under the National Historic Preservation Act of 1986, as amended, I hereby certify that this X nomination request for determination of eligibility meets the documentation standards for registering properties in the National Register of Historic Places and meets the procedural and professional requirements set forth in 36 CFR Part 60. In my opinion, the property X meets does not meet the National Register Criteria. I recommend that this property be considered significant nationally statewide X locally. (See continuation sheet for additional comments.)

Signature of certifying official/Title

Date

State or Federal agency or bureau

In my opinion, the property X meets does not meet the National Register criteria.

Signature of commenting or other official

Date

MT. STATE HISTORIC PRESERVATION OFFICE
State or Federal agency and bureau

4. National Park Service Certification

I, hereby certify that this property is:

- entered in the National Register see continuation sheet
- determined eligible for the National Register see continuation sheet
- determined not eligible for the National Register see continuation sheet
- removed from the National Register see continuation sheet
- other (explain)

Signature of the Keeper

Date of Action

[Handwritten Signature]

10/14/2008

5. Classification

Ownership of Property: Public-Federal

Category of Property: Building

Number of contributing resources previously listed in the National Register: 0

Name of related multiple property listing: n/a

Number of Resources within Property		
Contributing	Noncontributing	
1		building(s)
		sites
		structures
		objects
1		Total

6. Function or Use

Historic Functions:
Commerce/Trade: Restaurant

Current Function:
Commerce/Trade: Restaurant

7. Description

Architectural Classification:

Modern Movement
Formalism

MATERIALS:

Foundation: concrete
Walls: steel frame, wood frame, stucco, glazing
Roof: asphalt shingle
Other: wood Glu-lam roof structure

Narrative Description:

Introduction

The Lake McDonald Lodge Coffee Shop was constructed in 1965 within what is now the Lake McDonald Lodge Historic District/Lewis Glacier Hotel Historic District (listed in the National Register of Historic Places in 1976, amended 1996). The low profile, one-story, 40' x 100' rectangular plan Coffee Shop was designed to reflect the nearby historic Swiss Chalet style buildings. It is located just east of the National Historic Landmark Lake McDonald Lodge. Lake McDonald Lodge is approximately nine miles from West Glacier and US highway 2 and the beginning of the Going-to-the-Sun Road. The district is on the northeastern shore of Lake McDonald near the head of the lake and straddles Snyder Creek. The Coffee Shop is located north of the main entrance boulevard into the Lake McDonald area from Going-to-the-Sun Road and is approximately 125 feet from the intersection.

The Coffee Shop represents one phase of Glacier National Park's development during the Mission 66 program of the National Park Service (NPS) between 1956 and 1966 and which ended in 1972 as the Parkscape program. Because of the proposed expansion of overnight accommodations at the Lake McDonald Lodge area under Mission 66, it was deemed necessary that a new restaurant should be constructed to provide additional dining room space.

(See continuation pages.)

**United States Department of the Interior
National Park Service****National Register Of Historic Places
Continuation Sheet**

Section number 7

Lake McDonald Lodge Coffee Shop
Flathead County, Montana

Page 1

Narrative Description (Continued)**Mission 66 Architecture**

The Lake McDonald Lodge Coffee Shop was built as part of the Mission 66 program that was a major effort funded by the U.S. Congress to help the NPS meet the demand for expanded visitor services following World War II. The Mission 66 era changed attitudes regarding park architecture for new construction, including park concession buildings. Traditional NPS Rustic style "Parkitecture" of the 1920s and 1930s gave way to buildings that were modernist in design and to materials that were appropriate. Modernist architecture was deemed, even by the pre-war architects of the National Park Service, to better meet the new centralized management philosophy of the NPS Design and Construction offices. Ethan Carr, in *Mission 66: Modernism and the National Park Dilemma*, noted that with the Design and Construction Offices, in place in 1954, it was possible to provide efficient planning for buildings and other projects that could be constructed more economically by taking advantage of postwar materials and construction techniques, but still allowing for color, texture, and materials that blended with the environment. This was the case of the Lake McDonald Lodge Coffee Shop. Like much of the construction program at Glacier, the Coffee Shop exemplifies the park's pattern of contracting with a private architectural and engineering firm, Brinkman and Lenon of Kalispell, Montana, to augment the National Park Service design workload. Within the firm, the unusual Coffee Shop building was envisioned and designed by Burt L. Gewalt.

Setting

The Lake McDonald Lodge Coffee Shop was built on a site selected by the National Park Service that had originally been open space separating the Going-to-the-Sun Road from the historic hotel complex. The triangular Coffee Shop site, designated in a 1963 master plan as a "Grill" location, is on a slight knoll. The site is bounded on the south by the wide entrance boulevard into the Lake McDonald Lodge area. The boulevard, with parking along the north and south sides, has a landscaped median strip and terminates in a circular drive at the southeast side of the lodge. Forming the northern boundary is Lake McDonald Lodge Loop Road, a secondary roadway (formerly part of Going-to-the-Sun Road) that provides access to other buildings and services in the area, including the historic General Store. Directly west of the Coffee Shop is a slightly arced plan parking area that spans between the two roads and has access to each. The circular turning radii and sides are formed within log curbing. Parking and sidewalks are located on the east and west. The sidewalks connect to an existing sidewalk along the boulevard. Subsequently, a walkway was extended through the triangular area in front of the Coffee Shop, which connects it directly to the lodge walkways. In front of the Coffee Shop, ten-foot wide, double asphalt walkways, within 2x6 headers, connect the parking area to two pairs of double front doors at the west entrance to the building. The low concrete entrance stoops are separated by a concrete planter. At the southwest, an asphalt walkway provides access to a south doorway into the original Employees' Dining Room; a later diagonal walkway connects the parking area to the southwest stoop. Most of the site's vegetation was removed, except for a few large conifers and several birch trees on the periphery, prior to construction. Presently, the Coffee Shop, in a grassed area, only has a row of small conical Alberta spruce between the pair of front walkways. At the east elevation a parallel asphalt rear service road extends from the north roadway to the north service vestibule.

Architecture

Lake McDonald Lodge, built as the Glacier Hotel in 1913-14, was designed by the architectural firm of Cutter and Malmgren of Spokane, Washington in a Swiss Chalet style. The massive clipped gable roof and other Swiss styled details were intended to mirror the Great Northern Railway's new buildings for Glacier National Park, which J. J. Hill called, "the Alps of America." This theme was continued with the design and construction in 1937 of the General Store with its clipped gables and Swiss-esque details.

**United States Department of the Interior
National Park Service**

**National Register Of Historic Places
Continuation Sheet**

Section number 7

**Lake McDonald Lodge Coffee Shop
Flathead County, Montana**

Page 2

Burt Gewalt recalled that he drew on the theme of the Swiss Chalet style of the General Store for the Coffee Shop. Burt incorporated a low gabled roof with clipped end gables that form a modified hipped roof, thus creating a modern interpretation of the Swiss Chalet style of the Lake McDonald area. A continuation of the west roof slope extends over the main entrance into the building; a smaller eave extension is over the east service vestibule. A louvered roof monitor extends along the main ridge and conceals mechanical and ventilation equipment. Below the roof, the walls are clad in cedar battens on plywood with wooden framed glazing and stucco panels. At the east and west end elevations, pairs of doors open between the windows. The concrete foundation is only minimally visible above grade.

The predominant feature of the Coffee Shop is the clipped gable, or "jerkin head," roof structure. Originally a built-up and gravel roof, the roof now has dark charcoal gray asphalt shingles. The eaves around the building have an inward canted fascia that masks the ends of Glu-lam beam tails that support the roof decking. The roof surface above the roof deck has been thickened and a galvanized metal stop masks the increased depth. Rafter tails on the north and south elevations form purlins above the east and west walls and at the ridge. Spanning between the 20-foot on center purlins are Glu-lam rafters, ten feet on center. The rafter tails are trimmed to be perpendicular with the walling. Exposed 3x6 roof decking with bull-nose edging forms the soffits of the eaves between the rafter tails. The roof structure is supported on 3-inch square section steel columns set in front of the dining room window mullions and on a similar steel column in the main Dining Room space; elsewhere the steel columns forming a grid are enclosed in walls.

Centered on the ridge of the roof is a long narrow monitor, approximately 50 feet long, constructed of galvanized louvers built in a battered configuration at each elevation. The monitor floated above the roof and the galvanized ridge cap on "pitch pockets." It was completed with a 6-inch wide cap all designed to mask necessary roof vents and other mechanical equipment in an open well. However, snow accumulation dictated setting a long narrow gambrel roof structure over the monitor at a later date.

Below the roof structure, the walling extends from the top of the concrete foundation, exposed 4" to 8" high, to the eave soffits approximately 13 feet above grade. The west façade, somewhat symmetrical as defined by the central extension of the main roof eave, was designed to reflect the hierarchy of the interior spaces. To the north, under the eave extension, are two sets of double aluminum framed doors each with fully glazed sidelights and set below a glazed transom panel. The two pairs of doors have center lock rails. Set between the two pairs of entry doors is a stuccoed panel designed to contain signage announcing, "Lake McDonald Coffee Shop," which no longer exists. To the east of the entry doors is a large stuccoed panel set with a metal wall sculpture designed by Burt Gewalt to suggest Glacier National Park's mountains, valleys, and lakes. The composition is outlined in one-inch, square section steel tubing and given substance in relief by trapezoidal steel panels mounted onto the tubing. It projects from the stuccoed wall. The tubing was originally painted black, and the various panels were painted "Deep Sea" suggesting water, and "Gray Stone," and "Copperglow" suggesting mountains. Behind this feature are the restrooms. The side elevations of the façade projection also are stuccoed.

To the north of the projecting entrance feature, are two window units set into walling of vertical 2x4 cedar decking battens set ¾" apart on exterior fir plywood. The siding is capped just below the eave soffits and overhangs the concrete foundation. Typically, each window unit consists of two fixed panes of glass set within a wooden frame and each has a center mullion. At the bottom of each window unit is a pair of operable hopper style windows with screens. South of the entrance projection is one window unit set into similar walling of cedar battens on plywood.

The rear, east elevation is similar with an off center projecting vestibule opening into the kitchen which has high, ribbon window openings above stucco panels. A single window unit is located on the south end clad in cedar battens on plywood. To the north of the kitchen vestibule and ribbon windows are three window units set into cedar batten and

**United States Department of the Interior
National Park Service**

**National Register Of Historic Places
Continuation Sheet**

Section number 7

**Lake McDonald Lodge Coffee Shop
Flathead County, Montana**

Page 3

plywood walling. The north and south end elevations are a variation utilizing narrower window units, though elongated to fill the space below the raised soffits of the clipped gables. Innovatively, at each elevation the window units are spaced with four sets of tall, narrow pairs of doors that can be opened outward to provide additional ventilation for the interior dining room spaces. Burt Gewalt recalled that the doors were originally designed to open onto decks to be used for dining at each end of the Coffee Shop. These were not included in the construction documents and were never constructed. Interior screens are set into the doorways. At each end of the north and south elevations, accommodating the transitioning from the lower west and east elevations, the end glazing is raked to reach the height of the central openings. A glazed pair of doors with a glazed transom on the south elevation, near the west corner, provided access into the original Employee's Dining Room, now office and storage space.

Original wall finishes included the staining of the cedar battens and plywood to match the soffits. The Glu-lams were painted a shade of green and the fascias were painted an off-white or cream to match the wooden window frames and panels, stucco, and doors giving it a more rustic appearance. The building's walling is currently painted very dark and the trim and stucco is stark white below the dark roof; rafter tails are grey. The winterizing panels over the doors and windows, designed as part of the project, are off-white or cream, apparently the original color.

Interior Architecture

The 40' by 100' rectangular plan contains three main spaces, the Dining Room in the north end, the Kitchen in the center, and the Employees' Dining Room in the south end. Fronting the Kitchen is the main entrance with its two pairs of double doors opening into what was a lunch counter area with stools.

The Kitchen space with two walk-in coolers and a freezer has a small entrance vestibule on the east elevation that contains a storage area and garbage area. The exposed roof deck ceiling is painted off-white; the rafters, walls, and trim are painted white. The kitchen fixtures are stainless steel and some wall surfaces are clad in stainless steel. Sheet vinyl flooring is installed over the original vinyl asbestos tile on a wooden floor system.

Fronting the Kitchen, the lunch counter area was reconfigured at a later date by removing the nearly square, 32-inch high counter and stools and replacing it all with a long lineal counter to provide more circulation space to the restrooms and the cashier booth set between the pairs of entrance doors. Since 2002, the counter area has been completely renovated into a buffet serving line with a mobile food cart set parallel with it. The serving counter is clad in red laminate. The cedar batten wall behind the original counter remains in place, but typically is painted beige. The cashier booth originally opened to the north; presently the red laminate clad original counter, with its glass enclosed display shelving, and extends partway across the opening. The alcove of the cashier booth and the wall separating the public areas from the restrooms currently have black and white harlequin wall covering that masks architectural detail such as the wooden panel over the archway of the open entry into the restroom vestibule. The walls were originally clad in a vinyl wall covering.

Like the former counter area, the Dining Room, now called "Jammer Joe's," has harlequin black, beige, and red vinyl tile flooring that sets the red bus theme for the space. The ceiling typically is the exposed to the underside of the roof deck, stained brown, and the Glu-lam rafters are painted black. The exterior walls are cedar battens set on plywood, all painted beige. The Kitchen wall is also painted beige including the wooden panel over Kitchen exit door. Adjacent trim is painted red. A single steel column extending to the ridge purlin remains in the middle of the Dining Room space. The original Employees' Dining Room, which is accessed by way of the Kitchen, has been subdivided into an office and storage space utilizing sheetrock walls and chain-link fencing. It appears that much of the original finishes remain in the space. The south entrance doorway near the southwest corner into the space opens onto a concrete stoop.

**United States Department of the Interior
National Park Service**

**National Register Of Historic Places
Continuation Sheet**

Section number 7

**Lake McDonald Lodge Coffee Shop
Flathead County, Montana**

Page 4

The primary spaces of the interiors were originally stained cedar battens on plywood that extended from a vinyl base at the vinyl asbestos tile floor to the open ceiling and the exposed beams and rafters supporting the roof decking. The structural system was painted green and the roof decking was stained to match the walling. Plywood panels, set over the window units and over the interior doorways, were finished to match the wooden flush panel doors. Original cascading five-light cluster light fixtures by A. W. Pistol are symmetrically placed in the dining rooms and entrance. The white sphere shades are graduated in size.

Integrity

The Lake McDonald Lodge Coffee Shop's integrity of location, setting, feeling, and association are intact. The building continues to serve as a restaurant for visitors to Lake McDonald Lodge. The building's overall integrity of design, workmanship, and materials remains high. The roof is the dominating characteristic of the building, and the only change to this feature is a wooden cover over the roof monitor. All other exterior features, including windows, siding, and the metal wall sculpture, are original. This exceptional property conveys its significant associations under Criteria A and C.

8. Statement of Significance

Applicable National Register Criteria: A and C**Criteria Considerations (Exceptions):** G, less than 50 years old**Significant Person(s):** n/a**Cultural Affiliation:** n/a**Areas of Significance:** Community Planning and Development; Architecture**Period(s) of Significance:** 1965**Significant Dates:** 1965**Architect/Builder:** Brinkman and Lenon, Architects and Engineers; Burt L. Gewalt, principal designer, and Oystein Boveng, principal engineer/Collins Construction Co.

Narrative Statement of Significance

Designed and constructed in 1965, the Lake McDonald Lodge Coffee Shop, meets National Register Criterion A as an important example of the National Park Service (NPS) Mission 66 planning and design programs from 1956-1966. The Lake McDonald Lodge Coffee Shop is an exceptional representation of the Mission 66 program that saw a significant change in NPS planning, management, and architecture. Within the national park system, Mission 66 resulted in the construction of Modern style administrative buildings, visitor centers, employee housing, maintenance/utility areas, entrance stations, comfort stations, and concession buildings. Lake McDonald Lodge Coffee Shop falls into the later category for which fewer buildings were designed and constructed, particularly in parks that had an established infrastructure of visitor services such as Glacier National Park. More typically, concession buildings were constructed in new parks such as Big Bend National Park, Texas, or at Glacier Bay National Park, Alaska, to provide a full range of services based on the early Mission 66 development of Canyon Village in Yellowstone National Park. Throughout the National Park Service, construction of new concession facilities walked a fine line of using public funds for privately owned operations especially in older parks where there were established concessioners who had proprietary interests in the building complexes they managed. This dilemma was much easier to solve at Glacier's Lake McDonald Lodge where the National Park Service owned the facility and leased it to Glacier Park Company, a subsidiary of the Great Northern Railway. Nevertheless, within the National Park Service, construction of concession facilities was necessarily limited by property ownership and the need for more important development such as the construction of visitor centers and employee housing. Thus, Mission 66 concession buildings are very rare and, like Lake McDonald Lodge Coffee Shop, were built in anticipation of the concessioner adding additional overnight accommodations.

The Lake McDonald Lodge Coffee Shop also meets National Register Criterion C as an exceptional example of Mission 66 design by a local architectural and engineering firm under contract with the National Park Service. Like several other important Mission 66 buildings in Glacier National Park, the Coffee Shop was designed by Brinkman and Lenon, Architects and Engineers, of Kalispell, Montana. Working for the firm, Burt L. Gewalt was the principal designer for the project. In an interview on May 24, 2007, Gewalt noted that he developed several preliminary designs for the Coffee Shop. The National Park Service and Don Hummel, president of Glacier Park Inc. (which purchased the Glacier Park Company in 1960 and changed the name), approved the final design that Gewalt said reflects the nearby historic General Store's Swiss chalet style. Gewalt clipped the gable ends to form "jerkin heads," giving the appearance of a hipped roof. Gewalt went on to provide a stain and paint finish schedule that further reflected the surrounding buildings, which were stained dark brown and trimmed in a cream color. The end result of this historicizing of the National Park Service Modern design to reflect an existing park style provided an even rarer example of Mission 66 architecture. While a few visitor centers, such as that at Sitka National Monument, designed to reflect a native Alaskan "long house," or the Spanish Colonial inspired visitor center at Coronado National Monument in Arizona, were in a "local" style, concession buildings reflecting local style were nearly nonexistent with a very few exceptions such as the Morefield Campground buildings at Mesa Verde National Park designed as a modernist interpretation of puebloan architecture.

(See continuation pages)

**United States Department of the Interior
National Park Service**

**National Register Of Historic Places
Continuation Sheet**

Section number 8

**Lake McDonald Lodge Coffee Shop
Flathead County, Montana**

Page 5

Narrative Statement of Significance (continued)

Although the Lake McDonald Lodge Coffee Shop is less than 50 years old, it is eligible for the National Register under Criterion G as an exceptional example of National Park Service Mission 66 planning and National Park Service Modern style architecture in Montana. The modified Swiss chalet style is a rare example of a concession building from the program designed to blend with the historic buildings of the Lake McDonald Lodge area. It was designed and built within the period of significance for the Mission 66 program, has distinguishing characteristics, possesses physical integrity, and is a reflection of the principles of the Park Service Modern style. The Coffee Shop possesses all these characteristics developed by Sarah Allaback in her book, *Mission 66 Visitor Centers: the History of a Building Type* that provides a prototype for evaluating Mission 66 buildings. In addition, the Coffee Shop also has some connection with Southern California "Coffee Shop Modern" style, as defined below on continuation page 12.

Mission 66

Mission 66 was a large-scale effort by the NPS to upgrade the nation's parks in the period following World War II. Sarah Allaback notes that "Neglected since the New Deal era improvements of the 1930s, the national parks were in desperate need of funds for basic maintenance, not to mention protection for an increasing number of visitors." Contributing to the growth in the number of visitors after World War II was the post-war economic boom and the ability of more and more Americans to purchase personal automobiles. The new mobility enabled Americans to visit the national parks particularly those of the west noted for natural beauty. The NPS needed new facilities to accommodate the crowds and it needed those facilities to be designed in way that would protect the parks for resource damage and to be cost effective.

NPS Director Conrad L. Wirth first conceptualized the idea of modernizing the parks through a massive, multi-year redevelopment program after the centralization of NPS planning into the Eastern and Western Offices of Planning and Design in Philadelphia and San Francisco in 1954. Wirth planned a 10-year budget rather than submitting a yearly budget and request decade funding. As envisioned, "Mission 66 would allow the Park Service to repair and build roads, bridges, and trails, hire additional employees, construct new facilities ranging from campsites to administrative buildings, improve employee housing, and obtain land for parks...to elevate the parks to modern standards of comfort and efficiency, as well as an attempt to conserve natural resources..." Wirth introduced the program to the Secretary of the Interior in February of 1955 and set about establishing pilot projects. By January 27, 1956, the program was presented to President Eisenhower and his cabinet where it received favorable approval. Subsequently, the Mission 66 was introduced to the U.S. Congress and the American public. Congressional funding for the program was made available for Fiscal Year 1956 starting in July.

In addition to a new strategy for management, Mission 66 also resulted in a distinctive new type of NPS architecture that reflected the new ideas. Sarah Allaback calls it "Park Service Modern." Modern architecture was the prevalent style in the postwar period and Mission 66 brought that design ethic to the national parks. Modernist architecture utilized new inexpensive materials and laborsaving techniques, many of which were developed by the military during the war. The assemblage of materials became the focus of designs. The flexibility of modern architectural design also allowed for open interiors and expansive circulation to meet the "visitor flow."

At Glacier National Park, Mission 66 planners addressed the fact that the park, established in 1910, had limited facilities except for the hotel complexes. First, a new headquarters building was constructed at the west entrance. This project introduced Brinkman and Lenon, Architects and Engineers, Kalispell, Montana, to the park construction program when they were contracted by the Western Office of Design and Construction to provide design, construction documents, and supervision for the project. Because of the enormous workload, it was often necessary, particularly in more remote parks,

**United States Department of the Interior
National Park Service**

**National Register Of Historic Places
Continuation Sheet**

Section number 8

**Lake McDonald Lodge Coffee Shop
Flathead County, Montana**

Page 6

to contract out such services. Brinkman and Lenon, then under the partnership of William Heinecke and Harry Schmutz, was founded after World War II as a partnership between Frederick A. Brinkman and Percy H. Lenon. Though, both partners died in 1961, the name continued until the firm was sold to the Architects Design Group in the early 1990s.

Brinkman and Lenon went on to design and provide construction documents for the St. Mary Visitor Center and the Logan Pass Visitor Center during the Mission 66 program in the park, which also included the construction of employee housing at West Glacier and Saint Mary, maintenance buildings, campgrounds, comfort stations, roads, and other developments including a new restaurant at Rising Sun designed by Oystein Boveng of Brinkman and Lenon.

Mission 66 at Lake McDonald Lodge Area

In anticipation of Mission 66 construction activity at Glacier National Park, a new master plan for the Lake McDonald Lodge Area was developed in 1955. In this scheme, new National Park Service facilities were to be built to the east of the main roadway bypassing the lodge area. The Lewis Glacier Hotel/Lake McDonald Lodge was to remain, but all other buildings were to be removed, including the private residences north of the lodge. In their place there were to be a series of 50- and 20-room motel units set along the lake shore in a zigzag pattern. They were to be one- and two-story. To the north of the lodge there was to be a large two-story wing with 70 rooms. Most of the rooms in the lodge were to be removed and it was to be used for lobby and dining space. Because of the increase in guest rooms, it was deemed necessary to consider construction of additional dining in the area. A Grill-Recreation building was designated to be built on the south side on the entrance boulevard utilizing an existing building (No. 741) that was to be moved to the site. Two new dormitories were to be constructed east of the existing dormitories, the Johnson and Hydro Dormitories were to be removed.

NPS Architect Cecil J. Doty was dispatched to Glacier to assist with planning in September of 1955. He designed buildings that were more in line with the expectations of Glacier Park Co.'s parent, the Great Northern Railway. Doty pared down the master plan to keep the present guest room capacity and add 50 additional rooms. Great Northern President, John M. Budd wrote to National Park Service Director Conrad Wirth in November that they were concerned about the new development proposed at Lake McDonald and had no intention of making a five million dollar commitment. He also stated that they were not interested in moving the Lake McDonald facilities to a new development at Apgar at the foot of Lake McDonald. Director Wirth replied that it was the intent to add a new dining room and kitchen wing to the hotel and suggested other considerations.

In January of 1956, Mr. Budd rejected the National Park Service's proposal that included lodge alterations, new buildings, and removal of other structures. The Great Northern felt that it was too costly and that many of the buildings slated for demolition were still serviceable. The National Park Service put the planning on hold and the Great Northern continued to cry poor not wishing to make substantial financial commitments. By May, it was reported by Thomas C. Vint that the Director was inclined to remove all facilities at Lake McDonald and move the concession to Apgar at the south end of the lake. Essentially, Director Wirth gave Great Northern an ultimatum that included leaving Lake McDonald Lodge as it was, moving to Apgar, or scaling down the development substantially at the lodge area. The Great Northern replied that they wanted to continue to operate with the same number of rooms that existed, not less, as had been proposed, and wanted to keep the General Store. By early 1957, the Great Northern was retracting their commitment of funds, which put all plans at a stalemate. Director Wirth noted the impasse in June. In 1960 the Master Plan for the Preservation and Use of Glacier National Park, stated that "As existing hotels become obsolete they will be replaced with motel-type units for greater flexibility and visitor satisfaction." This replanning reflected the fact that Great Northern Railway, as they had long desired, sold their Glacier concessions to Don Hummel's Glacier Park, Inc. in 1960.

**United States Department of the Interior
National Park Service**

**National Register Of Historic Places
Continuation Sheet**

Section number 8

**Lake McDonald Lodge Coffee Shop
Flathead County, Montana**

Page 7

Another new master plan was completed in 1962 that showed the remodeled hotel and three motel units replacing the old Glacier Hotel cabins along the lake front north of the lodge. The General Store was also to be retained as were a few other buildings. Though Director Wirth had suggested complete removal of the facilities at the Lake McDonald area, and on several occasions reminded the Great Northern that increased overnight accommodations would require expanded facilities, the 1962 master plan made no provisions for ancillary dining. It was all to be accommodated in the dining room wing of the lodge. This master plan was revised in 1963 to meet the needs of Glacier Park Inc., and included retention of most existing buildings, keeping the lodge in its current configuration, and adding a free-standing "Grill" in the approximate location of the existing building.

Glacier National Park and the Lake McDonald Lodge Coffee Shop

The Lake McDonald Lodge Coffee Shop was conceptualized in 1964 with the preparation of preliminary designs by Burt L. Gewalt, an architectural designer in the firm of Brinkman and Lenon, Kalispell, Montana, which had already designed other Glacier National Park buildings. In an interview on May 24, 2007, Gewalt recalled that he had prepared several schemes for presentation to new park concessioner, Glacier Park Inc., and National Park Service personnel. One has survived dated 1964 (drawing No. GLAC 9191). Entitled, "Food Service Building, Lake McDonald," the drawing plan and single elevation show an extensive use of Glu-lam beams extending to the ground in the manner of Welton Beckett and Associates' Canyon Village Lodge at Yellowstone National Park, which had long been a favorite design convention of Gewalt, an acknowledged admirer of the Los Angeles firm's work. However, the 1964 preliminary design does show that the general rectangular form of the final plan with dining rooms at opposite ends and a kitchen in the center, all sheltered by a widely overhanging gabled roof, was already established. Gewalt recalled that the NPS personnel in the park, including Superintendent Dodd and the, WODC representatives, and Don Hummel, Glacier Park, Inc., ultimately selected the final design which Gewalt recalled was patterned after the Lake McDonald General Store located near the proposed site. The primary feature was the utilization of a low clipped gable, or "jerkin head" roof in the manner of the Swiss Chalet style of the Lake McDonald Lodge and elsewhere in the park. Gewalt specifically recalled his design source and the fact that there was a conscious effort to blend the new building, though it was a modernist design.

Once the design was approved, construction drawings were completed by March 1965 (drawing No. GLAC 3610-A). In addition to Gewalt designing the building, Oystein Boveng was the project's structural designer and provided the details for foundation work, roof structure, and kitchen design. Jim Stephens provided assistance on the plumbing and electrical, which was overseen by Brinkman and Lenon principal owner, William Heinecke, an electrical engineer. Surviving structural calculations are in Jim Stephen's hand. Collins Construction Co. of Kalispell, Montana, was awarded the contract for construction of the building. C. R. McKendry provided NPS supervision. It was completed on September 17, 1965, and opened with the Lake McDonald Lodge for the 1966 season. The total cost of construction was estimated to cost approximately \$107,000, with site work estimated at approximately \$17,000; the final payment to the contractor documented a total cost of \$140,130.24.

Change Order No. 1, June 14, 1965, requested that the contractor provide a Howard Miller Clock. Brinkman and Lenon also was asked for their advice in substituting other woods for unavailable fir, larch, and Western Red Cedar. The contractor proposed Western Coast Hemlock for the decking and Inland Red Cedar for the 2" x 4" battens. The "As Constructed Drawing" (GLAC 3610-B) does not indicate these changes. Acting Project Supervisor, C. Richard Steeves, of the NPS, selected porcelain enamel bases for the Chicago Hardware Foundry counter steel stool bases and they were to be upholstered with Naugahyde in "Parchment" color. On August 27, 1965, Change Order No. 2, requested the change of the "...color of glu-lam beams from blue to green as per the Superintendent's orders." The "Findings of Fact" for Change Order 2, related that the paint "...color change was requested...after the painting was started on the beams....

**United States Department of the Interior
National Park Service**

**National Register Of Historic Places
Continuation Sheet**

Section number 8

Lake McDonald Lodge Coffee Shop

Page 8

Flathead County, Montana

The blue did not harmonize with the concessioner's furnishings which had been specially manufactured." In addition the roof monitor was reinforced to resist snow loading by bolting vertical channels to the outside of the louvers.

Brinkman and Lenon's architectural designer, Burt L. Gewalt, was born in Breckenridge, Minnesota, in 1915 and attended McCallister College and went on to attend the University of Michigan, where, according to Gewalt, there was much interest in modernism. After 1945 Gewalt worked for J. G. Link and Co. in Billings and Butte, Montana, before starting a career with the Montana State Parks Commission. In 1953, Gewalt joined the architectural firm of Foss and Company of Fargo, North Dakota, and Morehead, Minnesota, a Midwest leader in modernist design. There, he became a specialist in church design. Gewalt joined the Brinkman and Lenon firm in 1960. He was hired as a project supervisor to oversee the construction of the Glacier National Park Administration Building at West Glacier, designed by Harry Schmautz. Subsequently, he was assigned to provide construction documents for the Logan Pass Visitor Center in 1962-1963 and then designed the St. Mary Visitor Center in 1963-1964. With other members of the firm, he went on to complete the design and construction documents for the Lake McDonald Lodge Coffee Shop in 1964-1965. Gewalt recalled that he had "a free hand" in the design with no preconceived ideas from the National Park Service, his firm, or Glacier Park, Inc.

Oystein Boveng was an architect who was originally from Norway. He had received an architectural degree from Montana State University in 1956 and worked for the Brinkman and Lenon firm from 1965 to 1985. Boveng designed the Rising Sun Restaurant in 1965, in addition to providing structural engineering work for the firm's Glacier projects along with Jim Stephens, who was a 1951 graduate of Montana State University's architecture program.

Relationship to "Coffee Shop Modern" Architecture

Though Glacier Superintendent Dodd once said to Burt Gewalt that, "Everything you design looks like a church!" the Lake McDonald Lodge Coffee Shop also has characteristics of what was known as "Coffee Shop Modern." Referred to as "Googie" architecture when it was popularized in the 1950s and 1960s, Burt Gewalt did not acknowledge any design relationship with the name as he considered the style to be "fake" and not in good taste where form did not follow function. However, there are several connections including the very name of the building, "Coffee Shop" that begins to define the style where a lunch counter with stools was a focal point at the entrance in front of a "closed" kitchen, such as at Lake McDonald, or open as was often the case with many California examples. Patrons sitting at the counter, looking into the kitchen, were an advertisement in themselves. A pass-through from the grill to the counter at Lake McDonald Lodge Coffee Shop filled this need. In nearly all coffee shop designs the cashier booth near the entrance was given much prominence as it is at Lake McDonald Lodge Coffee Shop where it is dramatically located in an alcove between the pairs of entrance doors.

While the use of magnificent signing was banned in a National Park, the Lake McDonald Lodge Coffee Shop displays the three characteristics that author Alan Hess, in *Googie Redux, Ultramodern Roadside Architecture*, quantified for Coffee Shop Modern. The buildings had to be abstract; the roof should appear to be floating over the walls; and, designers could mix structural systems. In a much more conservative design idiom, Gewalt abstracted the predominant style of the Lake McDonald Lodge Swiss Chalet style by employing clipped gables. Further abstraction links the Coffee Shop to Glacier National Park with the steel sculpture of mountains and lakes set on the stuccoed wall adjacent to the of entrance. He went on to float the roof with its wide overhanging eaves over the glazed window units that provided the only hint of a structural system where their mullions fronted the interior 3-inch square section columns that supported the roof rafters. The floating roof appears more prevalent at the north and south elevations where the dining rooms opened out to nature, as many California coffee shops did. In a surprise design twist, the window units were spaced with pairs of tall, narrow doors making the end walls nearly totally transparent when the doors were open. Structural systems were mixed to create

**United States Department of the Interior
National Park Service**

**National Register Of Historic Places
Continuation Sheet**

Section number 8

**Lake McDonald Lodge Coffee Shop
Flathead County, Montana**

Page 9

the large open space of the Counter Area linked to the main Dining Room. The wooden Glu-lam roof structure is set on the three-inch square section steel columns, one of which is in the middle of the Dining Room and at the window mullions. Finally, Gewalt furnished the building with modernist cascading sphere light fixtures. He further emphasized modernist design with the specified installation of a Howard Miller clock, No. 4755, with multi-colored balls, that is above the lunch counter.

Relating to Lake McDonald Lodge Coffee Shop, author Hess went on to describe that Coffee Shop Modern "...required a building that would advertise itself effectively in an [automobile] environment." The Lake McDonald Lodge Coffee Shop, adjacent to the boulevard entrance to the Lake McDonald area, effectively calls attention to itself and conveniently has its own parking area directly in front of it. Certainly, one of the best examples in the national park system from the Coffee Shop Modern period was Welton Becket and Associates' design for Yellowstone National Park's Canyon Village Lodge (1955-1956) set on the east side of a parking lot centered in the Canyon Village development. Based on Becket's innovative work in Southern California, Canyon Village displays sweeping Glu-lam beams that extended from ridge of the ground, an asymmetrical roof structure, and sculptural furnishings elements. Burt Gewalt acknowledged in his interviews, including those relating to his design work on the visitor centers, that Canyon Village was a major influence on his work at Glacier National Park.

9. Major Bibliographic References

See continuation pages.

Previous documentation on file (NPS):**Primary Location of Additional Data:** preliminary determination of individual listing (36 CFR 67) has been requested. State Historic Preservation Office previously listed in the National Register Other State agency previously determined eligible by the National Register Federal agency designated a National Historic Landmark Local government recorded by Historic American Buildings Survey # _____ University recorded by Historic American Engineering Record # _____ Other – National Archives, Denver**10. Geographical Data****Acreage of Property:**

UTM References:	Zone	Easting	Northing
Point A	12	288035	5389000
Point B	12	288035	5388897
Point C	12	287918	5388920

Verbal Boundary Description

The Lake McDonald Lodge Coffee Shop boundary is roughly triangular in shape. Side A-B is a line drawn 64 feet from the back of the building and parallel to it stretching between the south edge of Lake McDonald Lodge Loop Road (Point A) and the north edge of Lake McDonald Lodge Boulevard (Point B). From the edge of Lake McDonald Lodge Boulevard (Point B) the line proceeds in a west-northwest direction along the south edge of the boulevard sidewalk to its intersection with Lake McDonald Lodge Loop Road (Point C). The line then turns in a northeast direction and follows the south edge of the Lake McDonald Lodge Loop Road to its intersection with Point A.

Boundary Justification

The boundary includes the Lake McDonald Lodge Coffee Shop and its planned landscaping and parking lot.

11. Form Prepared By**name/title:** Rodd L. Wheaton, Architectural Historian**organization:****date:** July 2007**street & number:** 3021 S. Cornell Circle**telephone:** 303.789.9550**city or town:** Englewood **state:** Colorado**zip code:** 80113**Additional Documentation**

Please see continuation pages, photographs, map

Property Owner**name/title:** Superintendent, Glacier National Park**street & number:****telephone:** 406.888.7800**city or town:** West Glacier **state:** Montana**zip code:** 59936

**United States Department of the Interior
National Park Service**

**National Register Of Historic Places
Continuation Sheet**

Section number 9

**Lake McDonald Lodge Coffee Shop
Flathead County, Montana**

Page 10

Major Bibliographic References

Archival

National Park Service, Denver Service Center, Technical Information Center; Denver, Colorado, Glacier National Park documents including construction drawings GLA-3610 A and B and the "Concessioner Grill" document.

National Park Service, Glacier National Park Archives, West Glacier, Montana, including preliminary design drawing, GLA-9191 and correspondence relating to Lake McDonald Lodge development and master planning.

Brinkman & Lenon Archive, Kalispell, Montana; Architects Design Group, 1 Sunset Plaza. Included are construction documents and correspondence.

Manuscripts

Assessment of the Condition and Historic Contexts of Facilities at Seven Concessioner Locations in Glacier National Park, Lake McDonald, Volume III. Albuquerque, NM: Architectural Research Consultants, Inc., 2002.

"Concessioner Grill, Lake McDonald Lodge Area, Glacier National Park, Montana." Kalispell, MT: Brinkman & Lenon-Architects and Engineers, February 1965.

Condition Assessment of the Lake McDonald Lodge and Associated Buildings in Glacier National Park. Albuquerque, NM: Architectural Research Consultants, Inc., 2002.

Interviews

Interview (March 6, 2007) and correspondence with Oystein Boveng, Kalispell, MT, by Rodd L. Wheaton; notes and correspondence available at Glacier National Park, West Glacier, Montana.

Interview (May 24, 2007, and July 7, 2007) and correspondence with Burt L. Gewalt, Yachats, Oregon, by Rodd L. Wheaton; notes and correspondence available at Glacier National Park, West Glacier, Montana., as are previous interviews with Gewalt of May 2006.

Publications

Allaback, Sarah. *Mission 66 Visitor Centers: The History of a Building Type.* Washington, DC: US Government Printing Office, 2000.

Carr, Ethan. *Mission 66, Modernism and the National Park Dilemma.* Amherst, MA: University of Massachusetts Press.

Hess, Alan. *Googie, Fifties Coffee Shop Architecture,* San Francisco: Chronicle Books, 1985.

Hess, Alan. *Googie Redux, Ultramodern Roadside Architecture.* San Francisco: Chronicle Books, 2004.

United States Department of the Interior
National Park Service

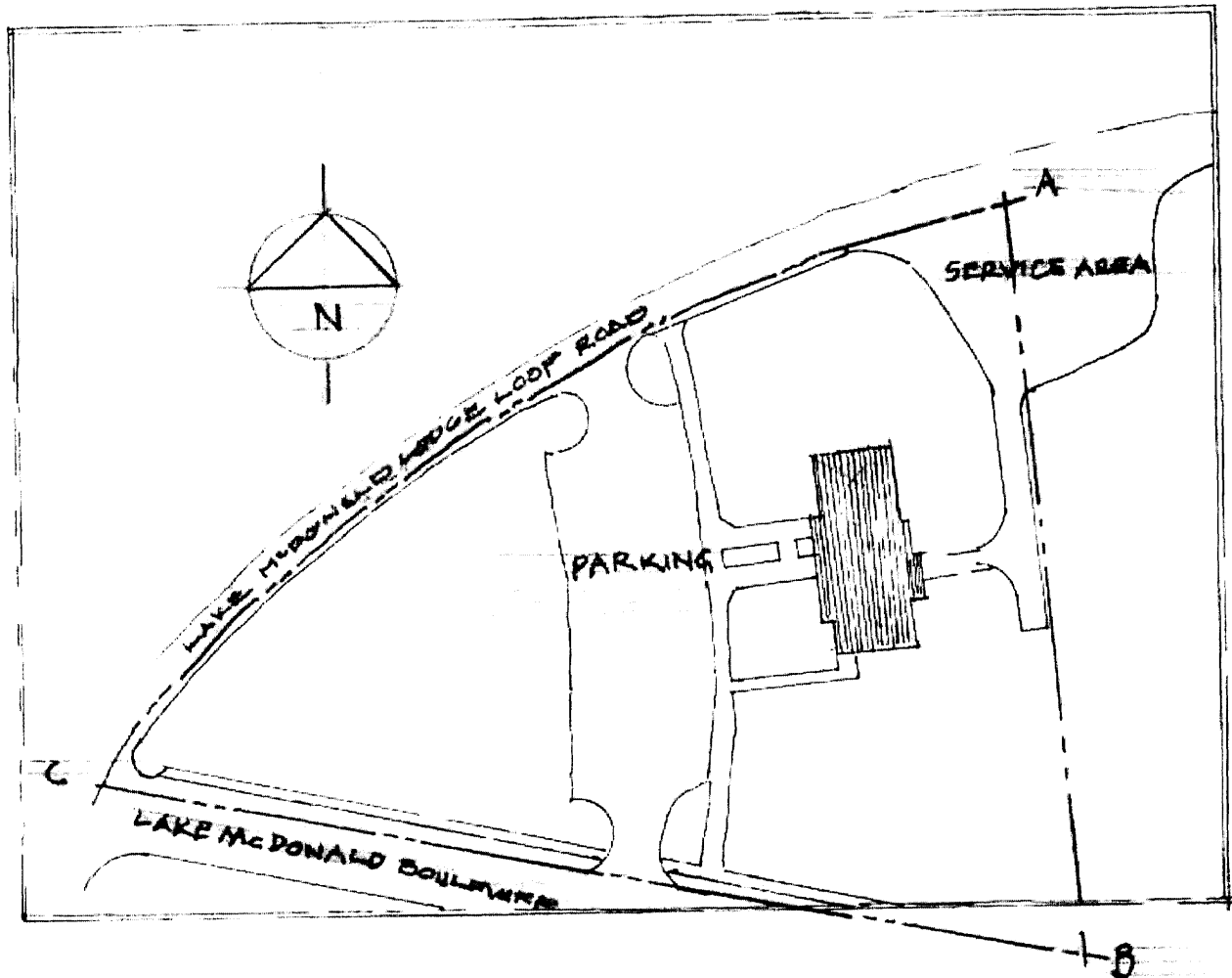
National Register Of Historic Places
Continuation Sheet

Section number 10

Lake McDonald Lodge Coffee Shop
Flathead County, Montana

Page 11

Site Map



LAKE McDONALD LODGE COFFEE SHOP - GLACIER NP, MT

SCALE 1" = 80'

ZONE 12, A: E 288035 N 5389000 B: E288035 N 5388897

C: E 287918 N 5388920