

United States Department of the Interior
National Park Service

National Register of Historic Places
Inventory—Nomination Form

For NPS use only

received FEB 9 1987

date entered AUG 21 1987

See instructions in *How to Complete National Register Forms*
Type all entries—complete applicable sections

1. Name

historic N.A.

and or common THE POPLAR SPRINGS ROAD HISTORIC DISTRICT

2. Location

Roughly bounded by 29th St., 23rd Ave., 22nd St., and
street & number 29th Ave. (See district map)

N.A. not for publication

city, town Meridian N.A. vicinity of

state Mississippi code 28 county Lauderdale code 75

3. Classification

Category	Ownership	Status	Present Use	
<input checked="" type="checkbox"/> district	<input type="checkbox"/> public	<input checked="" type="checkbox"/> occupied	<input type="checkbox"/> agriculture	<input type="checkbox"/> museum
<input type="checkbox"/> building(s)	<input type="checkbox"/> private	<input checked="" type="checkbox"/> unoccupied	<input checked="" type="checkbox"/> commercial	<input type="checkbox"/> park
<input type="checkbox"/> structure	<input checked="" type="checkbox"/> both	<input checked="" type="checkbox"/> work in progress	<input checked="" type="checkbox"/> educational	<input checked="" type="checkbox"/> private residence
<input type="checkbox"/> site	Public Acquisition	Accessible	<input type="checkbox"/> entertainment	<input type="checkbox"/> religious
<input type="checkbox"/> object	N.A. in process	<input type="checkbox"/> yes: restricted	<input type="checkbox"/> government	<input type="checkbox"/> scientific
	<input type="checkbox"/> being considered	<input checked="" type="checkbox"/> yes: unrestricted	<input type="checkbox"/> industrial	<input type="checkbox"/> transportation
		<input type="checkbox"/> no	<input type="checkbox"/> military	<input type="checkbox"/> other:

4. Owner of Property

name Multiple Owners

street & number

city, town _____ vicinity of _____ state _____

5. Location of Legal Description

courthouse, registry of deeds, etc. Lauderdale County Courthouse/Office of the Chancery Clerk

street & number 500 21st Avenue

city, town Meridian state Mississippi 39301

6. Representation in Existing Surveys

title Statewide Survey of Historic Sites has this property been determined eligible? yes no

date July 1985 - July 1986 federal state county local

depository for survey records Mississippi Department of Archives and History

city, town Jackson state Mississippi 39205

7. Description

Condition		Check one	Check one
<input checked="" type="checkbox"/> excellent	<input checked="" type="checkbox"/> deteriorated	<input checked="" type="checkbox"/> unaltered	<input checked="" type="checkbox"/> original site
<input checked="" type="checkbox"/> good	<input type="checkbox"/> ruins	<input checked="" type="checkbox"/> altered	<input type="checkbox"/> moved date _____
<input checked="" type="checkbox"/> fair	<input type="checkbox"/> unexposed		

Describe the present and original (if known) physical appearance

The Poplar Springs Historic District is an irregularly shaped district through which Poplar Springs Drive meanders. The boundaries are illustrated on the map and are roughly 29th Street, 23rd Avenue, 22nd Street and 29th Avenue. The limits were established in order to create a cohesive district of historic buildings with as few intrusions as possible. The west side of Poplar Springs Drive in the north was eliminated, as these structures are mostly non-historic. On the northeast, the district is bordered by the Meridian Senior High School, which presents a significant intrusion into the residential nature of the area. To the north of the school complex is a neighborhood which dates from the second decade of the twentieth century; but the school complex separates it from the Poplar Springs Historic District. To the northeast is the Magnolia Cemetery, and at the southeast are marginal and non-historic buildings. Along the southern boundary is the Midtown Historic District, but they are separated by nonhistoric and marginal commercial intrusion. To the west are non-historic and marginal buildings.

The Poplar Springs Historic District is a middle-class neighborhood with some very large lots, especially along Poplar Springs Drive, a street which does not conform to the city's grid pattern but follows an earlier road to the springs. The subdivision of the neighborhood by developers led to an attempt to lay a grid pattern over the meandering street.

The district is primarily residential, with 145 houses, one corner store (presently vacant) and one school (Marion Park). The houses along Poplar Springs Drive tend to be large, well maintained, and have deep setbacks. Off Poplar Springs Drive there are other large houses, but generally these are modest in comparison. On the average, most residences in the district are one to one and a half stories, with only 8% of the structures a full two stories. By far, the bungalow is the dominant house type.

The styles represented in the district include Craftsman (49%), California (10%), Colonial Revival, chiefly the Cape Cod (20%), Queen Anne (6%), Mission/Spanish (6%), English/Tudor (5%), Mediterranean (1%) and Prairie (-1%). Non-historic styles represent 2% of the buildings.


The greatest percentage of the buildings in the district (35%) were built in the 1920s, followed by those built in the 1910s (29%). The 1930s saw the completion of 21% of the residences; the 1900s, 8%; post-1940, 6% and the late 1890s, 1%. The earliest residences are generally along Poplar Springs Drive, and the newest in the western edge near Marion Park School. In the district, 90% of the buildings (130) contribute to the historic character, with an additional 3% (5) that could be listed on the National Register individually; 6% are historic buildings which have lost their historic character (8); and 1% are non-historic (2).

Noteworthy buildings include 2209 Poplar Springs Drive (Element 1), 2219 Poplar Springs Drive (Element 2), 2223 Poplar Springs Drive (Element 3), 2405 Poplar Springs Drive (Element 18), 2407 Poplar Springs Drive (Element 19) and 2828 Poplar Springs Drive (Element 44).

	<u>buildings</u>	<u>sites</u>	<u>structures</u>	<u>objects</u>	<u>total</u>
Contributing Elements:	135	0	0	0	135
Non-Contributing Elements:	10	0	0	0	10
					<u>145</u>

United States Department of the Interior
National Park Service

**National Register of Historic Places
Inventory—Nomination Form**



Continuation sheet **POPLAR SPRINGS HISTORIC DISTRICT**
MERIDIAN, MISSISSIPPI Item number **7**

Page **1**

The inventory of buildings included in the Poplar Springs Historic District is arranged alphabetically according to street, with buildings cited by element numbers and by street address in ascending numerical order. Photograph references are made parenthetically at the end of the descriptive text if a photograph of the building is included with the nomination. Elements are evaluated individually according to the following rating system:

- P Pivotal** buildings qualify for listing in the National Register of Historic Places by reason of individual and/or historical significance.
- C Contributing** buildings are essential to the district's sense of place, and sustain the architectural and historical significance of the district.
- M Marginal** buildings do not presently contribute to the architectural significance of the district, but by their scale, material or setting do not overly compromise the integrity of the district. Marginal buildings include those historical buildings which have been remodeled to such a degree that their architectural character has been severely compromised. Restoration of original features could cause these buildings to become contributing. Marginal buildings also include deteriorated buildings that contribute to the district, but whose condition is so deteriorated that their future is uncertain.
- NC Non-contributing** buildings do not contribute to the historical character of the district, but because they are compatible to the contributing historic buildings in scale, mass, materials and setting, they do not detract from the visual cohesiveness of the district. Non-contributing buildings include those residences which were constructed after the Depression and are compatible in scale, mass, material and setting, if not in detail.
- I Intrusive** buildings by their scale, materials, condition or setting severely disrupt the cohesion of the historic environment.

Dating of elements within the district is based on Sanborn Insurance Maps, on tax cards in the City of Meridian Assessor's Office, City Directories, and architectural style.


United States Department of the Interior
National Park Service

National Register of Historic Places
Inventory—Nomination Form

POPLAR SPRINGS HISTORIC DISTRICT

Continuation sheet MERIDIAN, MISSISSIPPI Item number 7

Page 2



Poplar Springs Road

1. P 2209: One story brick residence, regularly massed, facing east. The gable roof runs north-south, and the slope breaks to cover the front porch. The roof has a pair of gable dormers; two chimneys of decorative brick, decorative rafter ends, knee braces and red tile shingles. The carport to the south is separately roofed. The gable ends have rough stucco and louvered vents. The front porch is complex with brick columns and railing, upon which are Doric columns. The south portion of the porch extends beyond the south end. The typical window is 9/1 double-hung. There is a "Prairie" style glass front door transom. Craftsman Bungalow. ca 1909. Photo 1
2. P 2219: One and a half story, picturesquely massed "Cottage" facing east. The large hip roof has a south and east cross gable, large gable dormer and two chimneys. The large east-facing dormer has a ribbon of four windows with decorative "Union Jack" light pattern, a louver vent and patterned wood shingles in the gable and on the sides. The east-facing cross gable covers a projection with a bay window, has a pair of 4/4 double-hung windows and patterned shingles. The south-facing gable has a triangular section in the top of the gable which extends forward, patterned shingles and a pair of double-hung windows. The three-bay front porch is independently roofed and wraps around the south side; it is supported by paired fluted Tuscan columns on masonry pedestals, between which spans a turned wood railing. Entrance is via the northernmost bay of the porch, which is articulated by a shallow pediment. The front door is a singular light with a decorative panel below, and has a single-light transom and single-light side lights over panel. Queen Anne. ca 1898. Photo 2.
3. P 2223: One and a half story wood frame residence, picturesquely massed facing east. The roof is very complex with dormer on dormer, two chimneys, boxed eaves and an east facing dormer with balcony. The roof covers the full width front porch supported on paired Doric columns set on masonry tapered pedestals between which spans a turned wood railing. There is a bay window and oval front door and a patterned glass window with transom on the porch. The side windows are 2/2 double-hung. Queen Anne/Colonial Revival. ca 1905. Photo 3.
4. C 2228: One and a half story, simply massed bungalow facing east. The roof is a north-south running gable which breaks at the wall of the house to form a porch. Above the entrance bay is a small gable with exposed purlins. The porch is supported in precast rock-faced concrete block columns, between which spans the same block railing. There is a rear cross gable which is taller than the other gable and forms a gable vent with exposed purlins. The gable ends are stuccoed. The entrance door is louvered with a single-light side light. The door is flanked on the north side by a pair of double-hung windows on the south by a ribbon of three. The wrap-around portion of the porch on the south end has been enclosed. Craftsman Bungalow. ca 1911.


--continued

United States Department of the Interior
National Park ServiceNational Register of Historic Places
Inventory—Nomination Form

POPLAR SPRINGS HISTORIC DISTRICT

Continuation sheet MERIDIAN, MISSISSIPPI Item number 7

Page 3




Poplar Springs Road (cont'd.)

5. C 2241: Two story wood frame regularly massed residence facing east. The roof is a large hip roof with two chimneys. The entrance is via a one story porch with a shed roof. The porch is centrally located and is supported by brick columns flanking Tuscan columns set on a brick railing. The front door is a pair of casement sash with a single transom. North of the entrance is a pair of 1/1 double-hung windows and to the south is a ribbon of five windows. On the second floor above the entrance is a pair of double-hung windows with blinds and a planter box. Flanking these windows are 1/1 double-hung windows with blinds. The siding in the first floor is wider than the second floor. Colonial Revival/Craftsman. ca 1922.
6. C 2245: One-story wood frame, regularly massed residence, facing east. The roof is picturesquely massed with a wide overhang and several cross gables. A porch extends across the east facade and wraps partially down the south elevation. The porch is roofed under the main roof and supported on masonry columns which rest on masonry pedestals, between which spans a masonry rail. The front door with its art glass transom is flanked by pairs of 1/1 double-hung windows. The cross gables have pattern wood shingles. The pseudo-dormer has a gable roof with decorative rafter ends, an attic vent and a pair of six-light windows. Craftsman Bungalow. ca 1914. Photo 4.
7. C 2300: One-story wood frame with brick basement bungalow facing east. The gable roof runs east-west, projecting farther on the south end to cover the porch; has two gable dormers, on brick chimney, exposed rafters, and knee braces. The porch has brick columns and railing and newel post. The typical window is 1/1 double-hung, and there is art glass in the transoms of the doors which have a single light. California Bungalow. ca 1913.
8. C 2303: One-story wood frame, simply massed bungalow facing east. The main roof runs north-south, has a cross gable protecting an east-facing projection, two stucco chimneys, and attic vents in the cross gables. The windows are 1/1 double-hung with false louvered blinds. The porch columns are boxed wood columns set on stucco bases. The entrance is in the south side of the east-facing projection and is a six-panel door with an entablature and pilasters. California Bungalow. ca 1911.
9. C 2304: One-story, simply massed wood frame bungalow. The east-west hipped roof has a hipped dormer with a tripartite fenestration, exposed rafter ends, and one stucco chimney. The porch extends across the west facade and is three bays wide. The simple box wood columns are paired, and a simple wood railing runs between them. The street wall mass is stepped, with a 1/1 double-hung window and a single-light front door with transom in each step. The house is covered with asbestos siding. Craftsman Bungalow. ca 1913.

--continued

United States Department of the Interior
National Park Service

National Register of Historic Places
Inventory—Nomination Form



POPLAR SPRINGS HISTORIC DISTRICT

Continuation sheet MERIDIAN, MISSISSIPPI Item number 7


Page 4

Poplar Springs Road (cont'd.)

10. C 2309: One-story simply massed wood frame bungalow facing east. The gable roof runs east-west and has a cross hip roof facing south forming a carport, exposed rafter ends, and knee braces. The east-facing gable has a tripartite fenestration. The three-bay front porch is supported on brick columns, between which spans a brick railing. The front door is located in the central bay of the porch and has twelve lights. There is also another door in the recessed portion of the east facade. California Bungalow. ca 1913.
11. C 2310: One-story wood frame bungalow facing west. The main roof is a north-south running gable with a cross gable covering a slight projection with two 6/6 double-hung sash. The north end of the house has two windows facing the street. At the south end, a porch has been enclosed and serves as entrance to the house. Cape Cod/Colonial Revival. ca 1936.
12. C 2313: Two-story wood frame residence, irregularly massed, facing east. The large hipped room has small cross gables at the ridge facing north and south acting as attic vents. The east elevation is symmetrically designed with a center front door which has a tripartite transom and multiple light side lights. Above the entrance is a pair of four-light casement windows with blinds. Flanking this pair are 8/1 double hung windows with blinds. These windows are above two pairs of ten-light casement windows. There is a porte-cochere on the south side. Colonial Revival/California. ca 1920.
13. NC 2314: One-story classically massed brick residence facing west. The roof is gabled with a west facing cross gable forming a portico. The portico has boxed wood columns with a bowed cast iron railing and an elliptical gable window and a well detailed entablature. The front door has a leaded glass elliptical transom, eight-light leaded side lights and an eight-panel front door. The flanking windows are 9/9 double-hung. Colonial Revival/Natchez. ca 1946.
14. C 2323: One-story picturesque stucco bungalow facing east. The complex roof is an imitation of a thatched roof. It has a complexity of shapes, two stucco chimneys, and knee braces. The street facade steps back as it moves north. The southernmost portion has a elliptical arched window with multi-light transom over five casement windows. The central portion has three pairs of casement windows of four lights each sash with transom and false blinds. The entrance is recessed off an entrance porch with masonry columns. The entrance is flanked by two windows on each side. A carport is the north-most section of the house which has been enclosed. Craftsman Bungalow. ca 1917. Photo 5.

--continued

United States Department of the Interior
National Park Service



**National Register of Historic Places
Inventory—Nomination Form**

POPLAR SPRINGS HISTORIC DISTRICT

Continuation sheet MERIDIAN, MISSISSIPPI Item number 7

Page 5

Poplar Springs Road (cont'd.)

15. C 2328: One and a half story regularly massed duplex bungalow facing west. The north-south gable has two chimneys and a shed dormer with decorative rafter ends, half-timbering, knee braces and a bipartite window. The gable ends of the roof have a pair of double-hung windows and knee braces. The front porch is roofed under the main roof and is supported on four brick columns which set on a brick railing. The west facade has pattern light double-hung windows flanking the two fifteen-light entrance doors. California Bungalow. ca 1913.
16. C 2329: One-story symmetrically massed stucco residence facing east. The large hip roof covers the house like a huge umbrella. The front porch as a half-hip roof whose eave line is slightly lower than the main roof. The porch has masonry columns at each end and four squat Ionic columns on masonry bases irregularly, but symmetrically, spaced on the facade. The porch railing is galvanized iron pipe. The entrance is centrally located off the front porch and is nine lights irregularly shaped over single panel with fifteen-light side light and ten-light transom. The front door is flanked by very large 24/1 double-hung windows. The front porch is flanked by fenestration one each side. Craftsman Bungalow. ca 1913. Photo 6.
17. C 2400: One-story regularly massed stucco residence. The roof is of red tile, has three cross gables, decorative rafter ends and one chimney. There are two projections on the street facade with three pairs of 12-light casement windows with false blinds, gable with a decorative stucco band and an attic vent. The central portion of the residence contains the entrance flanked by multiple light side windows. Craftsman Bungalow. ca 1909.
18. P 2405: Two and a half story brick and half-timbered residence, picturesquely massed, well sited and facing east. The picturesque roof is a hip with two east facing cross gables, and a gable dormer with a ribbon of three double-hung windows and half-timbering in the gable; three chimneys and a north and south cross gable. The second floor is of half-timbering and has regularly spaced double-hung windows with diamond lights in the upper sash. The first floor is of brick with complex large windows. The entrance is via a wood porch. The front door is of leaded glass with transom and side lights. There is a terrace which extends across the east facade, and there are wood porches off the north and south elevation. Tudor Revival. ca 1903. Photo 7.
19. P 2407: Two-story stucco residence regularly massed facing east. The main roof is hipped and has red barrel tiles. The tower has a pyramidal roof, quadrafoil window and an elliptical headed fenestration above a tripartite window. The porch is five bays across the east facade and wraps both the north and south elevations. The front door has eight lights over six panels and an art glass transom. There are three 16/1 double-hung windows with blinds in the second floor east facade. Mission Style. ca 1903. Photo 8.

United States Department of the Interior
National Park ServiceNational Register of Historic Places
Inventory—Nomination Form

POPLAR SPRINGS HISTORIC DISTRICT

Continuation sheet

MERIDIAN, MISSISSIPPI

Item number 7

Page 6


For NPS use only
received
Date entered

Poplar Springs Road (contd.)

20. C 2410: One-story, with basement, tapestry brick, simply massed bungalow facing west. The hallow hip roof has a west-facing cross gable forming a two-bay front porch partially extending across the facade. The stucco porch gable has a ribbon of three windows of six irregular lights, above which is a triangular lattice attic vent. The columns supporting the porch are paneled boxed columns set on stucco pedestals, between which spans a simple wood railing. The entrance is via the south bay of the porch. The front door has a six-light irregular transom over a wood and glass door. Flanking the door on the porch at the north end and off at the other end are 6/1 double-hung windows. Craftsman Bungalow. ca 1913.
21. C 2412: One-story painted brick residence facing west. The gable roof runs east-west, extends to cover the entrance porch and has stucco in the gable ends. The porch is supported by squat wood columns set on tall brick pedestals. The windows are typically 20/1 double-hung. A carport has been added to the south elevation. Craftsman Bungalow. ca 1913.
22. C 2420-22: One-story brick residence, symmetrically designed, facing west. The roof is a north-south gable with two brick chimneys and two west-facing cross gables forming entrance porches. All gable ends are stuccoed. The entrance porches are supported by two bungalow tapered wood columns set on masonry pedestals. The gable ends have a semicircular louvered attic vent. The front door is a multiple light sash with four-light side lights over panel. To the outside of the porches are a pair of 4/1 double-hung windows. Between the porches are secondary entrances with round heads flanked by a pair of eight-light casement windows. Tudor Revival. ca 1913.
23. C 2430: One and half story over-basement bungalow facing west. The roof is a north-south gable with decorative rafter ends, knee braces and a cross gable facing west forming the entrance porch. The side gables have a ribbon of four six-light windows, while the street-facing gable has a ribbon of three windows. The porch is supported by tapered wood columns set on a brick railing, creating three bays. The front door has multiple lights with transom. The windows vary in size and details. California Bungalow. ca 1915.
24. C 2432: One and a half story above-basement wood frame residence, picturesquely massed facing west. The complex roof line has an east-west gable with an added west-facing slope. Queen Ann/Craftsman ca 1900/24.
25. C 2500: One and half story stone and half-timbered, simply massed residence facing west. The steeply pitched north-south gable has two shed dormers with a pair of six-light sash and a cross gable over the entrance with a six-light sash. The roof is of red tile. The gable ends and the dormer sides are of half-timbering; the rest of the house is of small irregular stone. The front door is recessed and is an eight-panel carved wood door. The windows vary in size and detail. Craftsman Bungalow. ca 1919.

**United States Department of the Interior
National Park Service**

**National Register of Historic Places
Inventory—Nomination Form**



POPLAR SPRINGS HISTORIC DISTRICT

Continuation sheet MERIDIAN, MISSISSIPPI Item number 7

Page 7

Poplar Springs Road (cont'd.)

- 26. C 2501: One-story bungalow of concrete block, facing east. The north-south gable roof has a wood shingled shed dormer facing east, one chimney, an extension gable facing south over a porte-cochere, and a shed roof off the east rake forming the entrance porch. The entrance porch is supported by rock-faced concrete block tapered columns. The entry door has multiple lights and an art glass transom. Craftsman Bungalow. ca 1911.

- 27. C 2511: One-story brick bungalow facing east. The dominant roof is a north-south gable with a dual cross gable at the north end, off which is a shed roof forming a porte-cochere. The roof has exposed rafter ends and knee braces. The front porch extends across the east facade of the residence and is supported by decorative brick columns, between which spans a brick railing. The entrance bay of the porch projects slightly and has its own gable. All gables are stuccoed; the larger ones have attic vents; the entrance gable has half-timbering. The porch is partially screen-enclosed. The typical window is 1/1 double-hung. Craftsman Bungalow. ca 1911.

- 28. C 2516: One-story simply massed stucco residence facing west. The gable roof is of red tile and the tower at the north end of the west facade has a pyramidal roof. The tower has a small circular-headed window with eight lights and a balcony. The front door has six raised panels and is flanked by Solomonic columns. The windows vary. Mediterranean. ca 1925.


- 29. C 2517: Two-story wood frame residence, irregularly massed, facing east. The pyramidal roof has a cross half-hip on the north end, deep overhangs and two chimneys. The windows are randomly placed and vary from 1/1 to 15/1 double-hung. The entrance porch with its gable roof has been enclosed. The present front door is a pair of five-light casement door, adjacent to which is a 1/1 double-hung window with false blinds. Craftsman. ca 1913.

- 30. C 2519: Two-story wood frame over masonry basement, simply massed residence facing east. The steep hip roof has one stucco chimney and an extension half-hip to the south. The wood siding is narrower on the second floor than the first. The windows are symmetrically placed on the second floor, with two 9/1 double-hung on each side of a small pair of eight-light casement windows. The entrance is off a small porch with Doric columns and a gable roof. To the north of the entrance are two double-hung windows and to the south are three pairs of twelve-light casement sash. Craftsman. ca 1922.

-- continued

**United States Department of the Interior
National Park Service**

**National Register of Historic Places
Inventory—Nomination Form**



POPLAR SPRINGS HISTORIC DISTRICT

Continuation sheet MERIDIAN, MISSISSIPPI Item number 7

Page 8

Poplar Springs Road (cont'd.)

- 31. C 2523: Two-story brick veneer residence regularly massed facing east. The pyramidal roof has deep overhangs, one decorative brick chimney and a hip dormer with a bipartite louvered vent. The masonry is a dark brown with similarly tinted joints. The second floor has two 1/1 double-hung windows flanking a tripartite central window. The first floor is handled similarly with the entrance in lieu of the tripartite window. The front door has an elliptical transom and side lights. The front porch has four irregular bays defined by brick columns between which spans a brick railing. Mediterranean. ca 1913. Photo 9.

- 32. C 2527: One-story irregularly massed stuccoed residence facing east. The steep hip roof has an east facing cross gable over a projection and two stuccoed chimneys. The wrap-around front porch is independently roofed and supported on masonry columns, between which spans a masonry railing. The porch has been partially screen-enclosed. The projection at the north end of the facade has a double-hung window with batten blinds. The entrance door has multiple lights. Queen Anne. ca 1902.

- 33. C 2601: One-story, simply massed brick commercial structure. The roof is flat beneath a parapet with a decorative brick pattern. A canopy wraps the structure. The entrance is flanked by large plate glass windows. Craftsman/Decorative Brick. ca 1923.


- 34. M 2604: Simply massed wood frame residence facing west. The large hipped roof has north and south facing cross gable and two brick chimneys. The west elevation is symmetrically designed with the front door centrally located off a small entrance porch and flanked by bay windows of 3/3 double-hung windows. Colonial Revival. ca 1906.

- 35. C 2609: One-story wood frame residence, simply massed, facing east. The large hipped roof has an east-facing cross gable over a projection. The projection has two 4/4 double-hung windows regularly spaced. The entrance porch is independently roofed and supported on four brick columns. The front door is adjacent to the projection and has a single-light transom, three - light side lights and single-light sash over applied ornamental panel. There is a bay addition to the south side. Queen Anne/Colonial Revival. ca 1904.

--continued

United States Department of the Interior
National Park Service

National Register of Historic Places
Inventory—Nomination Form



POPLAR SPRINGS HISTORIC DISTRICT

Continuation sheet MERIDIAN, MISSISSIPPI Item number 7

Page 9


Poplar Springs Road (cont'd.)

36. C 2612: One and one-half story wood frame residence facing west. The north-south gable has exposed rafter ends. Knee braces, two-gable wall chimneys, a gabled dormer with a pair of windows, a west facing cross gable over the entrance porch and an extension of the main gable to form a porte cochere. The porch gable has six-light window, knee braces, and exposed rafter ends. The porch columns are of irregular field stones with brick laid in a decorative pattern. To the north of the porch is a pair of 20-light replacement sash. Original windows are 9/1 double-hung. Craftsman Bungalow. ca 1929.
37. C 2622: One-story irregularly massed brick and stucco bungalow facing west. The roof is very complex with two gable ends facing west, decorative rafter ends, knee braces and one chimney. The main west-facing gable has a triangular louvered attic vent and a shed roof over windows. The entry porch is supported by paired Doric columns and has a segmental head. The front door has two panels and a ten-light side light and a eight-light transom. The typical window is 8/1 double-hung. There is a porte-cochere at the south end, supported on Doric columns set on brick railing. Craftsman Bungalow. ca 1922.
38. C 2624: One and half story wood frame, regularly massed residence facing west. The north-south gable has a break at the house wall to form a full facade porch, a large hip dormer with four double-hung windows and one chimney. the front porch is supported by brick columns, between which spans a solid railing; access is defined by two newel posts. The front door has a single light and transom. The door is flanked on each side by two regularly spaced double-hung windows with patterned lights. Craftsman Bungalow. ca 1910.
39. C 2626: One-story wood frame bungalow facing west. The gable roof runs east-west has two chimneys, decorative rafter ends, knee braces, and two cross gables. The full width front porch is under the main roof, has tapered wood columns set on brick pedestals, and has been enclosed at the north end. The west-facing gable has a bipartite fenestration, above which is a triangular louvered attic vent. Typical windows are 8/1 double-hung. California Bungalow. ca 1910.
40. C 2712: One and a half story, regularly massed wood frame bungalow facing west. The north-south gable has exposed rafter ends, knee braces, two chimneys and a cross gable forming the entrance porch. The entrance porch has a tripartite fenestration, half-timbering, modillions, and is supported on paneled tapered wood columns set on brick pedestals, between which spans a brick railing. California Bungalow. ca 1910.

-- continued

United States Department of the Interior
National Park Service

National Register of Historic Places
Inventory—Nomination Form



POPLAR SPRINGS HISTORIC DISTRICT


Continuation sheet MERIDIAN, MISSISSIPPI Item number 7 Page 10

Poplar Springs Road (cont'd.)

41. C 2720: One-story wood frame residence facing west. The east-west gable has slight boxed eaves, two chimneys and a cross hip roof extending south. The west-facing gable end has a tripartite fenestration. The wrap-around front porch is supported on Doric columns and provides access to the front door. The door is flanked by 1/1 double-hung windows. Colonial Revival. ca 1920.
42. C 2800: One-story stucco bungalow facing west. The gable roof runs east-west and has exposed purlins, one chimney and an extended gable to cover a projection. This projection has a ribbon of three 9/1 double-hung windows with flanking shutters with sailboat cutouts. To the south of this was the former entrance porch which has been enclosed. South of this an arbor. Craftsman Bungalow. ca 1919.
43. C 2814: One-story symmetrically massed bungalow facing west. The roof is flat and hidden by a parapet with turned balustrade. The front door is centrally located off a half circle front porch supported by columns. Flanking the porch are tripartite bay windows with tile roof overhangs. A porch has been added to the north end. Craftsman Bungalow. ca 1923.
44. P 2828: Two-story stucco residence, regularly massed, facing west. The roof is flat with a slight red tile decorative slope. The west facade is symmetrically designed. The central bay has a "Mission" style parapet at the roof with coping and round-headed double-hung window at the second floor is tripartite fenestration with decorative head. Beneath this is the one bay entrance porch with "Mission" parapet and openings. The front door has fifteen lights. Flanking the central bay are tripartite windows on each floor. To the south is an enclosed porch. Mission. ca 1925. Photo 10.
45. C 2836: One and a half story brick residence facing west. The north-south gable has one chimney, a cross gable facing west, and a gable dormer with half timbering and three double-hung windows. Beneath the dormer is a ribbon of four 4/1 double-hung windows. In the cross gable is half-timbering and three 4/1 double-hung windows at the second floor and three 4/1 double-hung windows plus a round-headed front door. There are brick pattern borders around these openings. At the south end is a porte-cochere, and at the north end is a one-story addition which could have been an open porch. Tudor Revival. ca 1930.

**United States Department of the Interior
National Park Service**

**National Register of Historic Places
Inventory—Nomination Form**



POPLAR SPRINGS HISTORIC DISTRICT

Continuation sheet MERIDIAN, MISSISSIPPI Item number 7

Page 11


23rd Avenue

46. C 2229: One-story, simply massed tapestry brick veneered bungalow facing east. The gable roof runs north-south, and there is a south gable wall chimney. The gable ends are stucco. The hooded entrance door is accessed off a small porch with a brick and iron railing and is flush with three small diagonal lights. The entrance is flanked by a pair of 4/1 double-hung windows. The southern pair have louvered blinds. There is an addition to the rear of the house. Craftsman Bungalow. ca 1929.
47. C 2303: One-story, regularly massed frame residence facing east. The gable roof runs north-south, has one chimney in the north gable and an east-facing gable forming an entrance porch. The porch has a pair of box columns flanking a segmental arch. The front door is not entered on the front porch, and is of three lights over one panel. Adjacent to the door on the south end of the porch is a double-hung window. Flanking the porch are 4/1 double-hung windows. The side windows are 3/1 double-hung. Craftsman Bungalow. ca 1915.
48. C 2309: One and a half story, symmetrically massed frame bungalow facing east. The east-west running roof has a large four-sash shed dormer on the east and west slope. The east facing gable which forms the porch has a tripartite window, a lattice attic vent and asbestos siding. The porch is supported on four Doric columns set on a masonry railing with unraked joints. The six-light over three-panel front door is centrally located and flanked by a pair of 6/6 double hung windows on each side. The window sills form a belt course, above which is wood siding and beneath which is stucco. Craftsman Bungalow. ca 1917.
49. C 2311: One-story, regularly massed, "ideal wall" construction, east-facing bungalow. The gable roof runs north-south and has an east-facing gable dormer, knee braces and one chimney. The roof extends to form the front porch which is supported on four brick columns. The porch railing is also of brick. The gable ends and the porch spandrel is covered in shingles and the foundation is scored stucco. The entrance is centrally located in the facade, and is a fifteen-light sash with single transom. Craftsman Bungalow. ca 1925.
50. M 2315: One-story, regularly massed wood frame bungalow, running east-west on the lot. The gable roof extends eastward to form the front porch, and has decorative rafter ends and knee braces. The porch gable has a rectangular vent. The front door is centrally placed on the facade and is flanked by pairs of 6/1 double-hung windows. The porch is not the full width of the facade and is supported on irregularly-spaced columns. California Bungalow. ca 1920.

--continued

**United States Department of the Interior
National Park Service**

**National Register of Historic Places
Inventory—Nomination Form**



POPLAR SPRINGS HISTORIC DISTRICT

Continuation sheet MERIDIAN, MISSISSIPPI Item number 7


Page 12

23rd Avenue (cont'd.)

51. C 2317: One-story, regularly massed wood frame residence facing east. The main roof runs east-west and has a cross gable over a south end projection and one chimney. The entrance is off a porch roofed with an aluminum awning. The door is flush and has three diamond-shaped panes of glass and is located between two 3/1 double-hung windows. Cape Cod/Colonial Revival. ca 1930.
52. C 2403: One-story, regularly massed wood frame residence running east-west on the lot. The gable roof has decorative rafter ends and knee braces. The east-facing gable has half-timbering and a tripartite window. The front porch is three bays wide supported by four brick columns, between which is a brick railing. The front door is centrally located and has three lights set in a diagonal in a flush wood door. This entrance is flanked by patterned glass double-hung windows. Windows on the north and south elevation are 1/1 double-hung. Craftsman Bungalow. ca 1925.
53. M 2407; One-story painted brick veneer bungalow on square mass, facing east. The roof runs east-west and has a jerkin head at the east end, beneath which is a bipartite vent. The front porch has four brick columns and has been enclosed with jalousies. Windows on the north and south elevation are 4/1 double-hung. Craftsman Bungalow. ca 1928.
54. C 2413: Regularly massed, one-story frame bungalow facing east. The roof is a shallow north-south running gable with an east-facing gable forming a front porch. The roof rafters have decorative ends. The porch is screen-enclosed and has wood square columns and a wood railing. The north end of the street facade has two 1/1 double hung windows. The entrance is via the front porch. California Bungalow. ca 1917.
55. C 2423: One-story wood frame bungalow facing east. A simple gable roof runs east-west and has decorative rafter ends, knee braces and two chimneys. The street-facing gable has a tripartite window, above which is a ventilator. The roof extends east to form the entrance porch, which has tapered brick columns, buttresses and railing. The front door, a replacement Colonial style with transom, is flanked by 12/1 double-hung windows. Side windows are 4/4 and 6/6 double-hung. To the north, a "lean-to" roof creates a carport supported by tapered brick columns. Craftsman Bungalow. ca 1925.
56. C 2433: Rambling one-story, tapestry brick and field stone residence facing east. The roof is very picturesque and complex, with differing heights and slopes and dominant chimney on the street elevation. Windows are randomly placed on the facade and are of differing styles; however 9/1 double-hung are very common. Tudor Revival. ca 1927. Photo 11.

**United States Department of the Interior
National Park Service**

**National Register of Historic Places
Inventory—Nomination Form**



POPLAR SPRINGS HISTORIC DISTRICT

Continuation sheet MERIDIAN, MISSISSIPPI Item number 7

Page 13

24th Avenue

- 57. C 2300: One-story, regularly massed, stuccoed bungalow with "under" facing west. The low-pitched roof has a west-facing gable with exposed purlins and decorative rafter ends. There is a bipartite window in the gable with six lights each sash, above which is an attic vent. The front porch, which is under the main roof, has stucco columns, railing and newel post. Typical windows are 8/2 double-hung. The centrally located front door is a pair of multi-light sash. Craftsman Bungalow. ca 1925.

- 58. C 2304: One-story wood frame bungalow facing west. The roof is a north-south running gable with a cross gable extending out to form an entrance porch; there are vents in the north and south gable. The roof also has knee braces and two chimneys. The typical window is 1/1 double-hung. California Bungalow. ca 1911.

- 59. C 2311: One-story wood frame, regularly massed residence facing east. The gable roof runs north-south and has louver vents in the end gables and a cross gable facing east, over which was at one time a front porch, but now enclosed, a "hooded" entrance and one chimney. There has also been an addition to the north end of the house beyond the enclosed porch. The front door is a single small light in flush wood. The entrance hood has brackets and an elliptical arch. Flanking the front door are pairs of 6/6 double-hung windows with false louvered blinds. The enclosed former porch has a similar window treatment. The addition has a 24-light picture window. Cape Cod/Colonial Revival. ca 1935.


- 60. C 2312: One story pre-cast, rock-faced concrete block bungalow facing west. The roof is very steep and picturesque and has two concrete block chimneys and several cross gables with pattern shingles. The street-facing gable has an attic vent. The windows are 1/1 double-hung and have jack arches above them. The front porch, which is roofed independently of the main roof, has pre-cast concrete columns. The front door has a single light over a panel of applied decorations. Craftsman Bungalow. ca 1909.

- 61. C 2316: One-story, "ideal wall" bungalow facing west. The gable roof runs north-south and has one end wall chimney, knee braces and a street-facing cross gable forming the front porch. All gable ends have half-timbering. The front porch is supported by brick columns and has a brick railing. The entry is via the front porch and is a fifteen-light front door. The typical window is 1/1 double-hung. Craftsman Bungalow. ca 1917.

--continued

**United States Department of the Interior
National Park Service**

**National Register of Historic Places
Inventory—Nomination Form**



POPLAR SPRINGS HISTORIC DISTRICT

Continuation sheet MERIDIAN, MISSISSIPPI Item number 7


Page 14

24th Avenue (cont'd.)

62. C 2320: One-story with "under" wood frame bungalow facing west. The roof is a north-south running gable with a cross gable facing west forming the front porch. This porch gable has an attic vent. The north end of the house has a pair of 4/1 double-hung windows. The entry is in the recessed portion of the front porch. The porch columns are of tapestry brick. There is a wall chimney on the south end of the residence. Craftsman Bungalow. ca 1920.
63. C 2327: One-story, irregularly massed, wood frame residence facing east. The complex roof line is a series of gable roofs with a shed roof sloping east over the entrance porch and projection. Most gable ends have louvered vents. Windows are 6/6 double-hung but large twenty and thirty light picture windows are also found. Some windows have fake louvered blinds. The building has been covered with asbestos siding. Cape Cod/Colonial Revival. ca 1935.
64. C 2328: One-story wood frame bungalow facing west, with masonry "under". The main roof has a jerkin head facing west and another one over the entry porch. Both gable ends have attic vents. The south end of the facade projects beyond the rest of the mass and has a pair of 4/1 double-hung windows. In front of this projection is an arbor. The recessed portion has the six-light, two panel front door and a group of three 4/1 double-hung windows. The porch is supported by two wooden columns. The siding is very deep and is mitered at the corners. California Bungalow. ca 1921.
65. C 2331: One-story wood frame residence facing east. The main mass of the house has a north-south running gable and a similarly running gable over a former porch which has been enclosed. The building is clad in painted wood shingles. The entrance is "hooded" and centrally located on the main mass of the facade. It has a curved head and a single small light in the center of the flush door. The front door is symmetrically flanked by pairs of 6/6 double-hung windows with fake batten blinds. The enclosed porch has one 6/6 double-hung window. Cape Cod/Colonial Revival. ca 1936.
66. C 2337: One-story wood frame, regularly massed, residence facing east. The gable roof runs north-south and is penetrated by a wall chimney on the east facade. The chimney is flanked by casement windows of eight lights. The entrance is slightly off center and has six lights, decorative strap hinges and is "hooded" with an aluminum awning. Next to the entrance is a part window of four lights and then a pair of 6/6 aluminum windows with batten shutters. Cape Cod/Colonial Revival. ca 1936.

--continued

United States Department of the Interior
National Park Service



National Register of Historic Places
Inventory—Nomination Form

POPLAR SPRINGS HISTORIC DISTRICT

Continuation sheet MERIDIAN, MISSISSIPPI Item number 7

Page 15


24th Avenue (cont'd.)

67. C 2400: One-story wood frame residence facing west. The gable roof runs north-south and has a cross gable facing west over a projection with a shed roof extending over the south end, forming the entrance. The projection at the north end of the facade has two 6/6 double-hung windows with louvered false blinds on only one side of the window. The adjacent front door has panels. The recessed portion of the house has a ribbon of three 6/6 double-hung windows with false blinds. At the south end of the house, a porch was enclosed and now has a small horizontal Queen Anne stained glass window. Cape Cod/Colonial Revival. ca 1936.
68. C 2401: One-story wood frame bungalow facing east. The gable roof runs east-west and extends east to cover the front porch, which is supported by four masonry columns, which also extends down the south elevation of the house. The porch railing is also of masonry. The south end of the porch is screen-enclosed. Windows are 1/1 double-hung and there is a louvered vent in the gable. The entrance door is a well-detailed Craftsman style door. The siding is ship-lap. Craftsman Bungalow. ca 1917.
69. C 2406: One-story wood frame "cottage" facing west. The roof is picturesque and very steep with west and south facing cross gables with pattern shingles and attic louvers. The front porch extends across the west facade and partially down the south side. The roof of the porch is independent of the main roof and supported on Doric wood columns. The typical window is 1/1 double-hung. Queen Anne. ca 1900.
70. C 2409: One-story plus basement, wood frame residence facing east. This regularly massed bungalow has a symmetrical street facade dominated by a screen enclosed front porch with two masonry columns, a masonry rail and two newel posts. The street facing wall has two pairs of 10-light casement doors with four-light transoms. The low pitched gable roof runs east-west and as decorative rafter ends, knee braces. Craftsman Bungalow. ca 1913.
71. C 2410: One-story bungalow with "ideal wall" construction, facing west. The north-south running gable roof has a west-facing cross gable forming the entrance porch, decorative rafter ends and knee braces. All gable ends are stuccoed. The porch does not extend across the entire facade and has two brick columns and a brick railing. The front door of fifteen lights is centrally located on the porch and flanked by 6/1 double-hung windows. Craftsman Bungalow. ca 1923.

--continued

**United States Department of the Interior
National Park Service**

**National Register of Historic Places
Inventory—Nomination Form**



POPLAR SPRINGS HISTORIC DISTRICT

Continuation sheet MERIDIAN, MISSISSIPPI Item number 7

Page 16


24th Avenue (Cont'd.)

72. C 2413: One-story, with basement, regularly massed bungalow facing east. The gable roof runs north-south, has decorative rafter ends, one chimney and a shed dormer. The roof extend to form the front porch, supported on five columns, three of which are stucco while the two flanking the entrance are tapered columns on pedestals. The northernmost bay of the front porch forms the carport. The front door is very unusual with battered casings, three-light transom and nine lights forming a bell-shape in the upper portion. The door is flanked on each side by a pair of 6/1 double-hung windows, the sills of which are part of a belt course. Craftsman Bungalow. ca 1927. Photo 12.
73. C 2416: One-story, with "under" wood frame, regularly massed residence, facing east. The hipped roof has a north and south facing gable dormer with bipartite louvers; one chimney; an east-facing gable with half-timbering over the entrance bay of the porch; and decorative rafter ends. The siding is a very narrow ship-lap. The three-bay front porch is beneath the main roof and is supported with brick columns on the ends flanking wood Tuscan columns set on pedestals in the center. The railing is of brick. The front door is centrally located of irregular lights and a transom, and is flanked by 8/1 double-hung windows. There has also been a small window added between the entrance and 8/1 window on the south side. California Bungalow. ca 1913.
74. M 2417: One-story frame bungalow with basement facing east. The house has an east-west gable roof and a cross gable facing north. The east-facing gable has a louvered attic vent with louvered shutters. The front porch extends across the east facade and down the south side and is supported by masonry columns and is screen enclosed. The windows are 8/1 double-hung with aluminum storm windows. Craftsman Bungalow. ca 1921.
75. C 2418: One-story brick veneer, symmetrically massed residence, facing west. The hipped roof is concealed on the west elevation by a typical "mission" parapet. The recessed entry is via a projecting stucco porch with "mission" parapet and a series of arches. The front door has a fan light transom and side lights. Symmetrically flanking the entrance porch are pairs of 8/1 double-hung windows. The sills of the windows are part of a belt course which wraps the house, and there is also a belt course at the floor level. Mission. ca 1923. Photo 13.

--continued

United States Department of the Interior
National Park ServiceNational Register of Historic Places
Inventory—Nomination Form

POPLAR SPRINGS HISTORIC DISTRICT



Continuation sheet MERIDIAN, MISSISSIPPI Item number 7

Page 17


24th Avenue (Cont'd.)

76. C 2424: Two-story, with basement, wood frame, regularly massed residence, facing west. The roof has a deep overhang, moderate slope and one chimney. The entrance is off-center, but the north end could have been an open porch which would have placed it on center in the enclosed portion of the house. The small entrance porch has a gable roof with exposed decorative rafter ends, a sunburst pattern in the gable and Doric wood columns. The front door has six panels with eight lights over one panel side lights. Symmetrically flanking the entrance on the first floor are pairs of 6/1 double-hung windows. The second floor has the same type of windows. Above the entrance porch are two 6/1 double hung windows. The north end has three pairs of twelve-light casement windows on each floor. There is a belt course at the second floor window sill. Colonial Revival/Craftsman. ca 1925.
77. C 2426: One-story, with basement, tapestry brick, simply massed bungalow, facing west. The north-south running gable has jerkin head ends and a cross gable over the entry porch with a jerkin head. The roof has decorative rafter ends and knee braces. The gable ends are stuccoed. The north end of the house has a ribbon of three 4/1 double-hung windows. The entrance porch has a brick column in the north end and a tapered wood column set on a pedestal at the south end and is screen-enclosed. Craftsman Bungalow. ca 1927.
78. C 2502: One-story brick bungalow with "under" facing west. The roof has a shallow pitch and two chimneys. The street facade undulates and has a wrap-around porch under the main roof and is supported by brick columns. The typical windows are 6/1 double-hung, with an occasional 8/1 double-hung. The projecting bay on the street facade has a tripartite window. The entrance is off the porch. Craftsman Bungalow. ca 1923.
79. M 2506: One-story bungalow, facing west, with shallow pitched gable roof. The projecting bay on the street facade has a gable roof, a bay window with terra cotta roof tiles above and 4/1 windows. The front porch and carport are created out of an aluminum awning. Craftsman Bungalow. ca 1927.
80. C 2512: One-story tapestry brick bungalow facing west. The roof has a north-south orientation with a cross street facing gable. End gables have half-timbering, while the street gable has ship-lap siding. There are two chimneys. The wrap-around front porch has an independent roof, supported on Doric columns, and extends into a carport. Windows are 3/1 double-hung and the front door has four lights above wood panels. Craftsman Bungalow. ca 1930.

--continued

**United States Department of the Interior
National Park Service**

**National Register of Historic Places
Inventory—Nomination Form**



POPLAR SPRINGS HISTORIC DISTRICT

Continuation sheet MERIDIAN, MISSISSIPPI Item number 7

Page 18

24th Avenue (cont'd.)

81. C 2515: One-story, with "under", regularly massed, painted brick bungalow, facing west. The gable roof runs north-south and the carport is independently roofed in the same direction. The roof has decorative rafter ends with knee braces. The entrance is centrally located in the building mass. Craftsman Bungalow. ca 1929.
82. C 2516: One-story wood frame bungalow facing east. The shallow pitched gable roof runs east-east, has decorative rafter ends, knee braces and extends eastward to form the front porch which is supported on stucco columns. There is a tripartite window/vent in the gable facing the street. The windows are 8/1 double-hung. A carport is created by a cross gable on the south side of the house. Craftsman Bungalow. ca 1923.
83. C 2517: One-story painted brick bungalow facing east. The shallow gable roof runs east-west and has cross gables, knee braces and two chimneys. Stucco is used in the gables, below the water table and for the columns. An entrance porch extends across the street facade and is incorporated under the main roof. Street-facing windows are 12/1 double-hung, while side elevations have 8/1. The front door is louvered and has six-light side lights. Craftsman Bungalow. ca 1923.

26th Avenue

84. C 2304: One-story, regularly massed, tapestry brick residence with attached garage, facing southwest. The roof is a very steep gable with slate shingles and two decorative brick chimneys, one at the ridge and one is an eave wall chimney. The front door has a single diamond light and a four-light arched transom. This door is a small stucco and brick projection which is flanked by small leaded glass windows. Other windows on the street facade are 6/6 double-hung. The gable end has half-timbering. Tudor. ca 1925. Photo 14.

27th Avenue

85. C 2302: Two-story, irregularly massed wood frame residence. The roof is composed of multiple gables facing all directions and has decorative rafter ends and knee braces. The gables have a wooden slat pattern. The front porch, which is symmetrically located, has tapered stucco columns, porch railing and newel post. There is a one-story wing on both north and south end of the house, but they are not on the same plane. The windows vary in detail and size. The majority are 1/1 double-hung, but some on the south side second floor are 3/1 and the first floor north wing has four-light casement windows. California Bungalow. ca 1915.

--continued

United States Department of the Interior
National Park ServiceNational Register of Historic Places
Inventory—Nomination Form

For NPS use only
received FEB 9 1987
date entered

POPLAR SPRINGS HISTORIC DISTRICT

Continuation sheet MERIDIAN, MISSISSIPPI Item number 7


Page 19

27th Avenue (cont'd.)

86. C 2306: One-story, with basement, stucco bungalow facing west. The roof has a shallow pitch, is very complex, has decorative rafter ends and a brick chimney with decorative terra cotta chimney pots. The entrance porch extends partially across the west facade and extends south to form the carport. Access to the porch is via an arched portal which is brick-lined and projects slightly forward. The west-facing gable over this portal has knee braces. The entire porch is screen enclosed. To the north of the porch is a pair of 6/1 double-hung windows. On the north side of the house is a terrace which is accessed by casement doors. Craftsman Bungalow. ca 1924.
87. C 2307: One-story, irregularly massed wood frame bungalow facing east. The main roof is an east-west gable with a cross hip roof extending north, another gable roof facing east over the former front porch, one chimney with decorative brickwork, decorative rafter ends and knee braces. The gable ends have half-timbering and attic louvers. The siding of the house is ship-lap siding. The former porch, which extends beyond the mass of the house, has decorative brick columns and a ribbon of three double-hung windows on the east enclosed facade. Craftsman Bungalow. ca 1921.
88. C 2312: One-story, irregularly massed wood frame bungalow facing west. The roof is very complex, with multiple gables and decorative rafter ends. The gable ends have louvers and, if space permits, half-timbering beneath. There are two chimneys. The front porch has been partially enclosed with louvered blinds and has painted brick columns. The front door is louvered with side lights. Windows are typically 1/1 double-hung. California Bungalow. ca 1917.
89. C 2315: One and half story stucco residence, irregularly massed facing east. The roof has one chimney, hipped dormers, a tower and broad overhangs. The front porch is two bays wide with stucco columns, railing and parapet. The front door is in the southmost porch bay and is flanked to the north by a tripartite window. The remaining windows vary greatly. Mission. ca 1913. Photo 15.
90. C 2320: Two-story wood frame residence, symmetrically massed, facing west. The hip roof has exposed rafter ends and two chimneys. The entrance is off a small porch with a flat roof and Doric columns. The entrance has an elliptical fan light, side lights and a six-panel sash. Directly above the entrance is a pair of 6/1 narrow double-hung windows with false louvered blinds. Flanking these windows are 12/1 double-hung windows with false blinds. Similar windows flank the entrance, with a decorative panel below; they also have false louvered blinds. The north end of the house has an enclosed porch. Colonial Revival. ca 1913.

--continued

**United States Department of the Interior
National Park Service**



**National Register of Historic Places
Inventory—Nomination Form**

POPLAR SPRINGS HISTORIC DISTRICT

Continuation sheet MERIDIAN, MISSISSIPPI Item number 7

Page 20

27th Avenue (cont'd.)

91. C 2321: One and half story stucco residence facing east. The roof has an east-west gable over the front portion and south-facing gable over the rear portion. The roof has exposed rafter ends and knee braces and two chimneys. A porch extends across the east facade and partially down the south side. This porch is beneath the main roof and has "Mission" style openings. Above the central opening is a tripartite window with a planter box below and a louvered vent above. The front door is centrally located and has twelve lights of varying sizes. Flanking the door are 18/1 double-hung windows. Mission. ca 1917.


28th Avenue

92. C 2201: One-story complexly massed wood frame house with tapestry brick veneer facing east. Hipped roof, 1 chimney with front and south gable end with stucco infill. Front gable over porch which has been enclosed. Typical windows are 4/1 double-hung (vertical lights). Front door obscured by porch enclosure. Craftsman Bungalow. ca 1927.
93. C 2202: One-story simply massed wood frame cottage with asbestos siding facing west. Gable roof extends over south porch with iron columns and rail. Two front gables, one acts as portico for front entry with square wood columns. Typical windows are 6/6 double-hung and front door on axis with front portico. Colonial Revival/Cape Cod. ca 1936.
94. C 2207: One-story with basement complexly massed wood frame house with tapestry brick veneer facing east. Hipped roof with one chimney and front and side gable ends with brick infill. Note portico at secondary front door. Typical windows 6/6 double-hung. Front door has round head with two small lights in solid core sash. Craftsman Bungalow. ca 1926.
95. C 2208: One story simply massed wood frame cottage with asbestos siding facing west. Gable roof with one chimney exposed on front elevation and front gable end over bay window. Typical windows 6/6 double-hung. Front door has aluminum awning on ornamental columns and four (4) panel sash. Colonial Revival/Cape Cod. ca 1936.
96. C 2214: One and a half story simply massed wood frame house with asbestos siding facing west. Gable roof with front gable end over projecting mass. Small gable over front door which has multi-panelled sash and aluminum awning. Typical windows are 6/6 double-hung. Colonial Revival/Cape Cod. ca 1932.
97. C 2215: One-story complexly massed wood frame house with full basement and tapestry brick veneer facing east. Gable roof with stucco in gable ends and side and two exterior front gable ends. Typical windows are 6/6 double-hung. Front door adjacent to front projecting bay with aluminum awning on round pipe columns. Note exposed chimney on front elevation. Craftsman Bungalow. ca 1932.

-- continued

**United States Department of the Interior
National Park Service**

**National Register of Historic Places
Inventory—Nomination Form**



POPLAR SPRINGS HISTORIC DISTRICT

Continuation sheet

MERIDIAN, MISSISSIPPI

Item number 7


Page 21

28th Avenue (cont'd.)

- 98. C 2219: One-story simply massed wood frame house of asbestos siding facing east. Gable roof with front gable end over bay window and front exposed brick chimney. Front door has awning roof integral with main roof on ornamental iron columns and lowered sash. Typical windows 6/6 double-hung. Colonial Revival/Cape Cod. ca 1936.
- 99. C 2223: One-story irregularly massed wood frame house with tapestry brick veneer facing east. Gable roof with one chimney, front gable end with exposed wood and stucco infill and portico on round brick arches in axis with front door. Typical windows are 6/1 double-hung. Tudor Revival. ca 1927.
- 100. C 2301: One-story simply massed wood frame house of tapestry brick facing east. Gable roof with stucco inside gable ends and 2 front gables ends with brick infill and semi-circle windows. Typical windows 6/1 double-hung. Front door on axis with southern front gable end. Craftsman Bungalow. ca 1927,
- 101. C 2307: One-story complexly massed wood frame cottage with tapestry brick veneer facing east. Gable roof with multiple side gable ends and front gable end with curved, sweeping rake and exposed chimney on axis with gable peak. Typical windows are 6/1 double-hung and front door has round head with large single light sash with glass bands running around light. Craftsman Bungalow. ca 1928.
- 102. NC 2312: One-story simply massed wood frame house with multi-colored brick veneer facing west. Gable roof includes north carport and has front gable end acting as portico on round columns. Typical windows 6/6 double-hung with fake shutters. Front door has 6 panel sash. Ranch. ca 1964.
- 103. C 2313: One-story simply massed wood frame house with stucco facing east. Roof is gabled with jerkin head clipped ends. Front projecting bay has gable end, round head masonry opening with square 6/1 double-hung window and front door on north side. Note front chimney exposed. Typical windows are 6/1 double-hung. Craftsman Bungalow. ca 1926.
- 104. NC 2319: One-story brick veneer house facing east. Gable roof, steps with center section including front porch on square wood lots. Typical windows are 6/6 double-hung with fake louvered blinds. Ranch. ca 1965.
- 105. C 2501: One-story wood frame complexly massed house of wood siding facing east. Double pyramid roof with front and side gable ends with decorative shingles. Porches are remodeled and have ornamental iron columns. Typical windows are 1/1 double-hung. Front door is on axis with front steps. Queen Anne. ca 1900.

**United States Department of the Interior
National Park Service**

**National Register of Historic Places
Inventory—Nomination Form**



POPLAR SPRINGS HISTORIC DISTRICT

Continuation sheet MERIDIAN, MISSISSIPPI Item number 7

Page 22

28th Avenue (cont'd.)

- 106. C 2509: One and a half story simply massed wood frame bungalow with wood siding facing east. Large gable roof with front gable end and front portico on brick columns with decorative brackets. Typical windows with multi-light /1 double-hung. Front door on axis with portico and has transom and side lights. Craftsman Bungalow. ca 1919.
- 107. C 2516: One-story simply massed stucco house facing west. Gable roof with front gable behind stucco parapet. Porch attached with stucco arches and curved pediment on center arch. One chimney. Front door on axis with north arch in front elevation. Typical windows are multi-light casements. Mission Revival. ca 1919.
- 108. C 2521: One and half story wood frame, simply massed bungalow with wood siding facing east. Gable roof with front dormer and attached porch roof on stucco columns and rails. Porch enclosed with screens. Typical windows are 6/1 double-hung. Front door obscured by screens. Craftsman Bungalow. ca 1925.


29th Avenue

- 109. C 2300: One-story simply massed wood frame cottage with wood siding facing west. Gable roof with front gable end and front exposed brick chimney. Typical windows are 6/6 double-hung with aluminum awnings. Front door between front gable projection and chimney. Colonial Revival/Cape Cod. ca 1940. Photo 16
- 110. C 2316: One-story simply massed rough stucco house facing west. Flat roof with terra cotta awnings one over porch and two stucco chimneys. Note front parapets. Typical windows are 6/6 double-hung. Front door in center of porch with access of south side. Mission Revival. ca 1917.
- 111. C 2405: One-story simply massed wood frame bungalow with wood siding facing east. Gable roof with front projection gable end over porch which has aluminum sash enclosure. Roof has exposed rafter ends and decorative brackets. Typical windows are 6/6 double-hung and front door has single light transom with large single light over porch sash. Craftsman Bungalow. ca 1922.
- 112. C 2421: One-story with full basement irregularly massed wood frame cottage with painted brick veneer facing east. Gable roof with multiple gable ends with board and stucco infill. Front pediment on axis with front door has round head arch. Typical windows are 6/6 double-head with fake shutters. Two chimneys and large front and south multi-light picture windows. English Revival. ca 1929.

--continued

**United States Department of the Interior
National Park Service**

**National Register of Historic Places
Inventory—Nomination Form**



POPLAR SPRINGS HISTORIC DISTRICT

Continuation sheet MERIDIAN, MISSISSIPPI Item number 7

Page 23

29th Avenue (cont'd.)

113. C 2425: One and a half story simply massed tapestry brick veneer house facing east. Gable roof which steps for side masses has 3 front dormers with 6/6 double-hung windows. Typical windows are 6/6 double-hung with louvered shutters. Front door has elliptical brick arch masonry opening with fan transom, multi-light over panel side lights and 6 panel sash. Colonial Revival. ca 1938.
114. C 2501: One-story with full basement stucco house facing east with irregular massing. Cross gable roof with stucco chimney exposed on front gable end. Typical windows are 6/6 double-hung with aluminum screens and grouped in 2's and 3's. Front door is to the north of the exposed chimney with 3 small lights in a solid core sash. English Revival. ca 1930.
115. C 2503: One and a half story complexly massed brick veneer house facing east. Hipped roof with front gable end over center projecting mass which has pediment on square wood columns. Note dormer and roof treatment at projecting bay window. Gable ends have horizontal wood siding. Typical windows are 6/6 double-hung with fake shutters and front door is on axis with front pediment. Colonial Revival. ca 1930.
116. C 2506-10: One and a half story complexly massed brick veneer double house facing west. Gable roof with 5 front dormers (with diamond pattern windows) 2 double front gable ends with wood infill and 6 light windows. Note second of pair of front gable ends kicks out on brick columns to provide porches for front doors typical windows are 6/6 double-hung and have wrought iron burglar bars. Front doors at either end has 15-light sash. Tudor Revival. ca 1930.
117. C 2515: One and half story simply massed brick veneer house facing east. Gable roof which steps down for side masses and has 3 round head dormers and 1 chimney with barrel top. Typical windows are 6/6 double-hung. Note elliptical head window next to 12 light picture window next to front door. Colonial Revival. ca 1932.
118. C 2516: One-story irregularly massed brick veneer house facing west. Gable roof which steps into hips over side masses with one front gable end with exposed brick chimney. Typical windows are 6/6 double-hung with fake blinds. Front door to the south of front gable and with flat roof porch on ornamental metal columns. Craftsman Bungalow. ca 1938.

--continued


**United States Department of the Interior
National Park Service**

**National Register of Historic Places
Inventory—Nomination Form**

POPLAR SPRINGS HISTORIC DISTRICT

Continuation sheet MERIDIAN, MISSISSIPPI Item number 7

Page 24



29th Avenue (cont'd.)

119. C 2517: One and a half story simply massed brick veneer house facing east. Gable roof, with separate gable over south wing, has 3 front dormer with wide wood siding and 6/6 double-hung windows. A wood rail surrounds dormer group on a flat roof which encompasses the attached porch on square wood columns. Typical windows are 6/6 double-hung with fake blinds and front door has 6 panel sash and wood screen door. Colonial Revival. ca 1936.
120. C 2526: One-story simply massed wood frame cottage with asbestos siding facing west. Gable roof with front gable ends, one over projecting bay. Typical windows are 8/8 double-hung with fake blinds. Colonial Revival. ca 1938.
121. C 2536: One-story simply massed brick veneer cottage facing west. Gable roof which steps over later south addition. Front portico over front door on ornamental iron columns. Typical windows are vertical and lights/1 double-hung, 1 chimney. Front door has 15 panel sash. Craftsman Bungalow. ca 1930.

23rd Street

122. C 2714: One-story simply massed brick veneer house facing south. Gable roof with projection at front door which acts as porch with ornamental iron columns and rails. Typical windows are 12/12 double-hung with fake blinds. One chimney. Front door has fan light over 4 panel sash and 4 lights over panel side lights. Craftsman Bungalow. ca 1940.

24th Street

123. C 2403: One-story, simply massed wood frame bungalow facing east. The gable roof runs north-south and has a large chimney centrally located. The "hooded" front door is of six panels. Flanking the entry door are 6/6 double hung windows with vertical board shutters and decorative cut-outs. There is an additional window on the north end. At the south end is an enclosed porch which slightly projects. It has a ribbon of casement windows of eight lights each leaf on the east elevation and two pair on the south. Colonial Revival/Cape Cod. ca 1932.

--continued


United States Department of the Interior
National Park Service

National Register of Historic Places
Inventory—Nomination Form

POPLAR SPRINGS HISTORIC DISTRICT

Continuation sheet MERIDIAN, MISSISSIPPI Item number 7

Page 25




24th Street (cont'd.)

124. C 2420: One-story, with basement, wood frame, regularly massed bungalow facing south. The gable roof runs north-south and has exposed rafter ends and knee braces. The front porch is independently in a similar fashion. The gable end of the porch has asphalt shingles. The porch is supported on brick columns, between which is a brick rail and two newel posts. The entire porch is screened in. The main door is located on the porch and has fifteen lights and a single-light transom. The typical window is 8/1 double-hung. California Bungalow. ca 1920.
125. C 2421: One-story simply massed wood frame residence facing north. The gable roof runs east-west and has a louver vent in the west gable and one brick chimney. The enclosed porch at the east end also has a gable roof running in the same direction, and its windows are aluminum. There is a small cross gable facing north which forms the entrance porch which is supported on two tapered wood columns and has an iron railing and concrete steps. The front door is of fifteen lights with six-light side lights and a three-light transom. To the west of the entrance is a pair of 6/6 double-hung windows. Colonial Revival. ca 1935.
126. C 2422: One-story, simply massed, ideal wall construction facing south. The main gable roof runs east-west, with a north-south portion to the rear, a small cross gable over the entry porch, and an eave wall exposed brick chimney. Flanking the chimney are 6/1 double-hung windows with two-panel shutters with crescent cut-outs. The entry porch is under the main roof and is located at the east end of the house. It has one battered column at the corner and is screen-enclosed. The front door has eight lights of multiple panels. Craftsman Bungalow. ca 1926.
127. M 2423: One-story wood frame residence facing north which has been severely altered. Virtually no original detail is left. Windows have been changed to aluminum 6/6, the front door has been replaced with a Colonial type. The house has been brick veneered with a wide siding added to gable ends and aluminum vents have been installed in the gables. The front porch has a concrete deck. Craftsman Bungalow. ca 1921.
128. C 2424: One-story wood frame bungalow facing south. The gable roof runs north-south and has exposed rafter ends and knee braces. The front porch is independently roofed, similar to the main roof. The porch gable end has a tripartite fenestration of louvers and glass. The porch has brick columns, railing and newel post; its spandrel tapers at the center and it is screen-enclosed. The windows are 8/1 double-hung, and the front door is flush with three lights set on the diagonal. California Bungalow. ca 1919.

--continued

United States Department of the Interior
National Park Service



National Register of Historic Places
Inventory—Nomination Form

POPLAR SPRINGS HISTORIC DISTRICT

Continuation sheet MERIDIAN, MISSISSIPPI Item number 7

Page 26

24th Street (cont'd.)


129. NC 2431: One-story, simply massed brick veneer residence facing north. The gable roof runs east-west and has a pair of 6/6 windows with louvers above in the wood-sided gable ends. There is also a pair of gabled dormers with 6/6 double-hung wood windows and a small cross gable facing north which forms the entrance porch. The porch is supported on eight boxed columns and two pilasters and has wood siding in the gable end. The front door, which is off the porch, has an elipitical fan light transom, a six-light over one panel side light and a six-panel louvered front door. On the west side of the entrance are three 6/6 double-hung windows, and on the east two such windows. The east end also has a screen-enclosed porch which adjoins a two-car carport with eave railing. The west end has a small projection. Colonial Revival. ca 1952.
130. C 2517: Two-story wood frame residence facing north. The main roof is pyramidal and has a medium slope, deep overhangs and one chimney. The upper floor is narrower than the lower one, and has two pairs of 1/1 double-hung windows with operable louvers blinds. The first floor has a front porch which projects beyond the main mass and has stucco columns and railing and is glass enclosed. It is not accessible from the exterior. The entrance is to the east of the porch. Prairie. ca 1921.
131. C 2700: One-story simply massed brick veneer house facing south. Large hipped roof with one chimney and front portico on ornamental iron columns at front door. Typical windows are 6/6 double-hung with fake blinds. Door sash has four small lights over 4 panel with wood over door and four lights over panel side lights. Craftsman Bungalow. ca 1940.
132. C 2708: One-story simply massed brick veneer house facing south. Simple gable roof along cross axis with wood siding in gable end and exposed brick chimney on east end. Front porch is round with a flat roof which intersects gable and an ornamental iron rail on top and round wood columns below. Front window has segmented jack arch which interrupts wood fascia and 10 light casement. Front door has 6 panel sash with the top two panels with glass. Craftsman Bungalow. ca 1938.
133. C 2712: One-story simply massed wood frame cottage with wood siding facing south. Hip roof with front gable end over projecting bay and attached porch roof on square wood columns and rail. Typical windows are 1/1 double-hung. Front door has single light transom. One stucco chimney. Queen Anne. ca 1900.

--continued

United States Department of the Interior
National Park Service

National Register of Historic Places
Inventory—Nomination Form

POPLAR SPRINGS HISTORIC DISTRICT



Continuation sheet MERIDIAN, MISSISSIPPI Item number 7

Page 27

24th Street (cont'd.)

134. M 2719: One-story complexly mass wood frame cottage with aluminum siding facing north. Pyramidal roof with front and side gable ends over projecting bays which gave decorative shingles in end. Porch severely altered with latter alterations (see below). Typical windows are aluminum replacements with aluminum awnings. Front door obscured by louvered screen. Queen Anne. ca 1890.
135. C 2813: One-story, irregularly massed rough stucco house facing north. Flat roof tied into stylized pediments. Two chimneys. Shed roof over porch with stucco columns and rail. Aluminum awnings. Original terra cotta tile awning over front windows. Typical windows are verticle 4/1 double-hung. Front door obscured by screen sash. Mission Revival. ca 1913. Photo 17.

25th Street

136. C 2700: One-story simply massed wood frame bungalow facing south with wood siding. Gable roof with front gable over porch on stucco columns. East addition has shed roof attached. Typical windows are 1/1 double-hung. Front door has large single light over panels sash. Note exposed rafter ends, decorative brackets and iron members in front gable end. Craftsman Bungalow. ca 1921.
137. C 2703: One-story simply massed wood frame bungalow with wood shingle siding facing north. L-shaped gable roof has exposed decorative rafters and exposed sleeper ends on front gable end. Porch integral with main gable with shingle columns and screen enclosure. Typical windows are 9/1 double-hung. Front door in L-section with single light transom and a light over panels sash. Craftsman Bungalow. ca 1921.
138. M 2704: One-story irregularly massed wood frame bungalow with wood siding facing south. Large gable roof has front gable with decorative shingles. Gable includes porch defined by tapestry brick columns and latter aluminum screen infill. Typical windows are 1/1 double-hung, and front door is obscured by porch enclosure. Craftsman Bungalow. ca 1923.
139. NC 2707: One-story simply massed wood frame house with verticle wood siding facing north. Double shed roof, 1/2 over custom carport. Typical windows are multi-light aluminum. Front door off carport. Modern. ca 1955.

--continued


**United States Department of the Interior
National Park Service**

**National Register of Historic Places
Inventory—Nomination Form**

POPLAR SPRINGS HISTORIC DISTRICT

Continuation sheet MERIDIAN, MISSISSIPPI Item number 7

Page 7



25th Street (cont'd.)

140. C 2708: One-story simply massed wood frame cottage with asbestos siding facing south. Gable roof with portico on brackets at front door. Typical windows are 6/6 double-hung with aluminum awnings and east porch is screened in. Front door has flat overdoor pilasters and fan light over four panel sash. Colonial Revival/Cape Cod. ca 1934.
141. C 2713: One-story simply massed wood frame house with wood siding facing north. Gable roof with one chimney and front gable end on north side which includes porch on square wood columns grouped in three at corners. Typical windows are 6/6 double-hung, with board and batten blinds with decorative cut outs. Front door has three white lights over single large panel. Craftsman Bungalow. ca 1934.
142. C 2716: One and one half story irregularly massed bungalow with stucco facing south. Gable roof has front monitor and front and side cross gable roof over porch on battered stucco columns with cast stone rail. Note exposed rafter ends, decorative brackets and wood spandrel. Typical windows are 6/1 double-hung. Front door has filled in side lights and 4 lights over large single panel sash. Craftsman Bungalow. ca 1913.
143. C 2717: One-story simply massed wood frame house with wood siding facing north. Gable roof with front gable end and front portico as porch on ornamental iron columns. Typical windows are 6/6 double-hung. Front door has six panel sash. Craftsman Bungalow. ca 1936.
144. C 2803: One-story complexly massed brick veneer school facing north. Flat roof with terra cotta awnings and stylized pediment with stone caping. Typical windows are 12/12 often grouped in 2's and 3's. Front door has round head masonry opening with a pair of wood doors and multi-light over panel and side lights. Transom is solid. Mission Revival. ca 1924/1952.
145. C 2808: One-story simply massed wood frame cottage with full basement, garage and asbestos siding facing south. Jurkin head roof with north gable end over latter enclosure. Note two roof ventilations. Typical windows are 6/6 double-hung. Front door has aluminum awnings and 4 verticle lights over four panel sash. Colonial Revival/Cape Cod. ca 1934.

8. Significance

Period	Areas of Significance—Check and justify below			
<input type="checkbox"/> prehistoric	<input type="checkbox"/> archeology-prehistoric	<input type="checkbox"/> community planning	<input type="checkbox"/> landscape architecture	<input type="checkbox"/> religion
<input type="checkbox"/> 1400-1499	<input type="checkbox"/> archeology-historic	<input type="checkbox"/> conservation	<input type="checkbox"/> law	<input type="checkbox"/> science
<input type="checkbox"/> 1500-1599	<input type="checkbox"/> agriculture	<input type="checkbox"/> economics	<input type="checkbox"/> literature	<input type="checkbox"/> sculpture
<input type="checkbox"/> 1600-1699	<input checked="" type="checkbox"/> architecture	<input type="checkbox"/> education	<input type="checkbox"/> military	<input type="checkbox"/> social/
<input type="checkbox"/> 1700-1799	<input type="checkbox"/> art	<input type="checkbox"/> engineering	<input type="checkbox"/> music	<input type="checkbox"/> humanitarian
<input checked="" type="checkbox"/> 1800-1899	<input type="checkbox"/> commerce	<input type="checkbox"/> exploration/settlement	<input type="checkbox"/> philosophy	<input type="checkbox"/> theater
<input checked="" type="checkbox"/> 1900-	<input type="checkbox"/> communications	<input type="checkbox"/> industry	<input type="checkbox"/> politics/government	<input type="checkbox"/> transportation
		<input type="checkbox"/> invention		<input type="checkbox"/> other (specify)

Specific dates 1890 - 1941 **Builder/Architect** N.A.

Statement of Significance (in one paragraph)

The Poplar Springs Historic District is significant as a large collection of twentieth century residences representing the prosperity of Meridian in the pre-Depression era. Nearly three-quarters of the buildings date prior to the Great Depression; the other contributing structures demonstrate the city's continuous growth, even through the Depression. Some of Meridian's most outstanding residences are located within the boundaries of the district and testify to its affluence during the period of significance for the district--1890 to 1941.

The district demonstrates the city's growth northward, in a continuous effort to provide housing for a growing work force. The streetcar extension to the area made its initial development possible, and growth continued with the advent of the automobile.

Architectural styles within the district reflect national trends. The earliest style represented is the Queen Anne. But because the greatest percentage of the district's buildings were constructed in the 1920s (35%), styles such as Craftsman, California, Spanish, and Cape Cod are more prolific. Other styles found in the district include Tudor, Mediterranean and Prairie.

There are 4 buildings built in 1938 and 3 built in 1940 which have been rated as contributing to the historic district since they continue the tradition of residences built prior to 1936.


Six elements within the district are especially noteworthy: 2209 Poplar Springs Drive (Element 1), a ca. 1909, well-detailed Craftsman Bungalow with nice art glass; 2219 Poplar Springs Drive (Element 2), a ca. 1898 Queen Anne cottage; 2223 Poplar Springs Drive (Element 3), a ca. 1898 Queen Anne cottage with Colonial Revival overtones built by Congressman Ross Collins; 2404 Poplar Springs Drive (Element 18), a large ca. 1903 Tudor Revival residence built by lumber magnate M.R. Grant, who subdivided the area, and one of the earliest examples of this style in the state; 2407 Poplar Springs Drive (Element 19), a large Mission Revival residence built by Capt. Wright, ca. 1903; and 2828 Poplar Springs Drive (Element 44), a large ca. 1925 Mission style residence built by lumberman Leroy Hart.

The district developed around Poplar Springs Road (later Drive), a winding country road that led out of the city to the north. At the turn of the century (1905), local lumberman M.R. Grant laid out a plan of irregular lots and streets alongside Poplar Springs Road and named it Marion Park for his daughter, Marion. Grant built his own house at 2405 Poplar Springs Road, a very large well-sited Tudor residence (Element 18). The northern edge of the district along Poplar Springs is a portion of the M&O Subdivision. Growth was slow at first, but took off during the second decade of the twentieth century and reached its greatest growth during the 1920s.

--continued

**United States Department of the Interior
National Park Service**

**National Register of Historic Places
Inventory—Nomination Form**



POPLAR SPRINGS HISTORIC DISTRICT

Continuation sheet MERIDIAN, MISSISSIPPI Item number 8

Page 1

One of the city's first hospitals, Matty Hersee, was located in the center of the Marion Park plan at the present address, 2314 Poplar Springs Drive. The hospital was founded through the efforts of Mrs. Matty Hersee, whose fundraisers began in 1896. The cornerstone was laid in 1900 on land donated by Mrs. Ella Ragsdale Coffee. It was completed in 1903, and moved in 1923. The building has since been demolished.

In 1923 the Marion Park School was built to serve the growing needs of the neighborhood, later the Meridian Senior High School (1938) was added.

9. Major Bibliographical References

PLEASE REFER TO CONTINUATION SHEET

10. Geographical Data

Acreeage of nominated property 82

Quadrangle name Meridian North

Quadrangle scale 1:24,000

UTM References

A	1 1 6	3 4 0 1 2 1 0	3 1 5 8 4 6 4 1 0
	Zone	Easting	Northing

B	1 1 6	3 4 0 1 2 1 0	3 1 5 8 1 3 7 1 1 0
	Zone	Easting	Northing

C	1 1 6	3 3 1 9 4 8 1 0	3 1 5 8 1 3 7 1 1 0
---	-------	-----------------	---------------------

D	1 1 6	3 3 1 9 4 8 1 0	3 1 5 8 1 4 6 1 4 1 0
---	-------	-----------------	-----------------------

E			
---	--	--	--

F			
---	--	--	--

G			
---	--	--	--

H			
---	--	--	--

Verbal boundary description and justification

See accompanying scale map

List all states and counties for properties overlapping state or county boundaries

state	code	county	code
-------	------	--------	------

N.A.			
------	--	--	--

11. Form Prepared By

name/title Robert J. Cangelosi, Jr., A.I.A.

organization Koch and Wilson Architects date 29 August 1986

street & number 1100 Jackson Avenue telephone 504/581-7023

city or town New Orleans state Louisiana 70130

12. State Historic Preservation Officer Certification

The evaluated significance of this property within the state is:

national state local

As the designated State Historic Preservation Officer for the National Historic Preservation Act of 1966 (Public Law 89-665), I hereby nominate this property for inclusion in the National Register and certify that it has been evaluated according to the criteria and procedures set forth by the National Park Service.

State Historic Preservation Officer signature Kenneth H. P. Pool

title Deputy State Historic Preservation Officer date January 30, 1987

For NPS use only

I hereby certify that this property is included in the National Register


See Continuation sheet for listing date _____
Keeper of the National Register

Attest: _____ date _____

Chief of Registration

United States Department of the Interior
National Park Service

National Register of Historic Places
Inventory—Nomination Form



Continuation sheet THE POPLAR SPRINGS
ROAD HISTORIC DISTRICT


Item number 9

Page 1

- Austin, Marjorie Woods "Growth and Development"
Federal Writer's Project Unit #2 Meridian 1936
- Croom, W.G. Complete History and Business Directory of the City
of Meridian (1883-1930) Meridian, Ms.; Chas. P. Demont printers
- Gravel, W. B. History of Meridian and Lauderdale County, 1947
- Gray, William F. Meridian Illustrated, Meridian, Ms.; Tell Farmer
Lauderdale County, Mississippi Chancery Clerk Records
- The Meridian Star, "History of Meridian and Lauderdale County"
Meridian, Ms.
- Sanborn Map Company, Sanborn Insurance Map, Meridian, Ms.
(1885, 1889, 1893, 1898, 1902, 1906, 1912, 1919/61)
Brooklyn, NY
- Shank, Jack Meridian: The Queen with a Past, Volume 1
Southeastern Printing Co., Meridian, Ms 1985

**United States Department of the Interior
National Park Service**

**National Register of Historic Places
Inventory—Nomination Form**



Continuation sheet THE POPLAR SPRINGS
ROAD HISTORIC DISTRICT

Item number 9

Page 1

Austin, Marjorie Woods "Growth and Development"
Federal Writer's Project Unit #2 Meridian 1936

Croom, W.G. Complete History and Business Directory of the City
of Meridian (1883-1930) Meridian, Ms.; Chas. P. Demont printers

Gravel, W. B. History of Meridian and Lauderdale County, 1947

Gray, William F. Meridian Illustrated, Meridian, Ms.; Tell Farmer

Lauderdale County, Mississippi Chancery Clerk Records

The Meridian Star, "History of Meridian and Lauderdale County"
Meridian, Ms.

Sanborn Map Company, Sanborn Insurance Map, Meridian, Ms.
(1885, 1889, 1893, 1898, 1902, 1906, 1912, 1919/61)
Brooklyn, NY

Shank, Jack Meridian: The Queen with a Past, Volume 1
Southeastern Printing Co., Meridian, Ms 1985

THE POPLAR SPRINGS ROAD HISTORIC DISTRICT
MERIDIAN, LAUDERDALE COUNTY, MISSISSIPPI
MERIDIAN MULTIPLE RESOURCE AREA
UTM REFERENCES

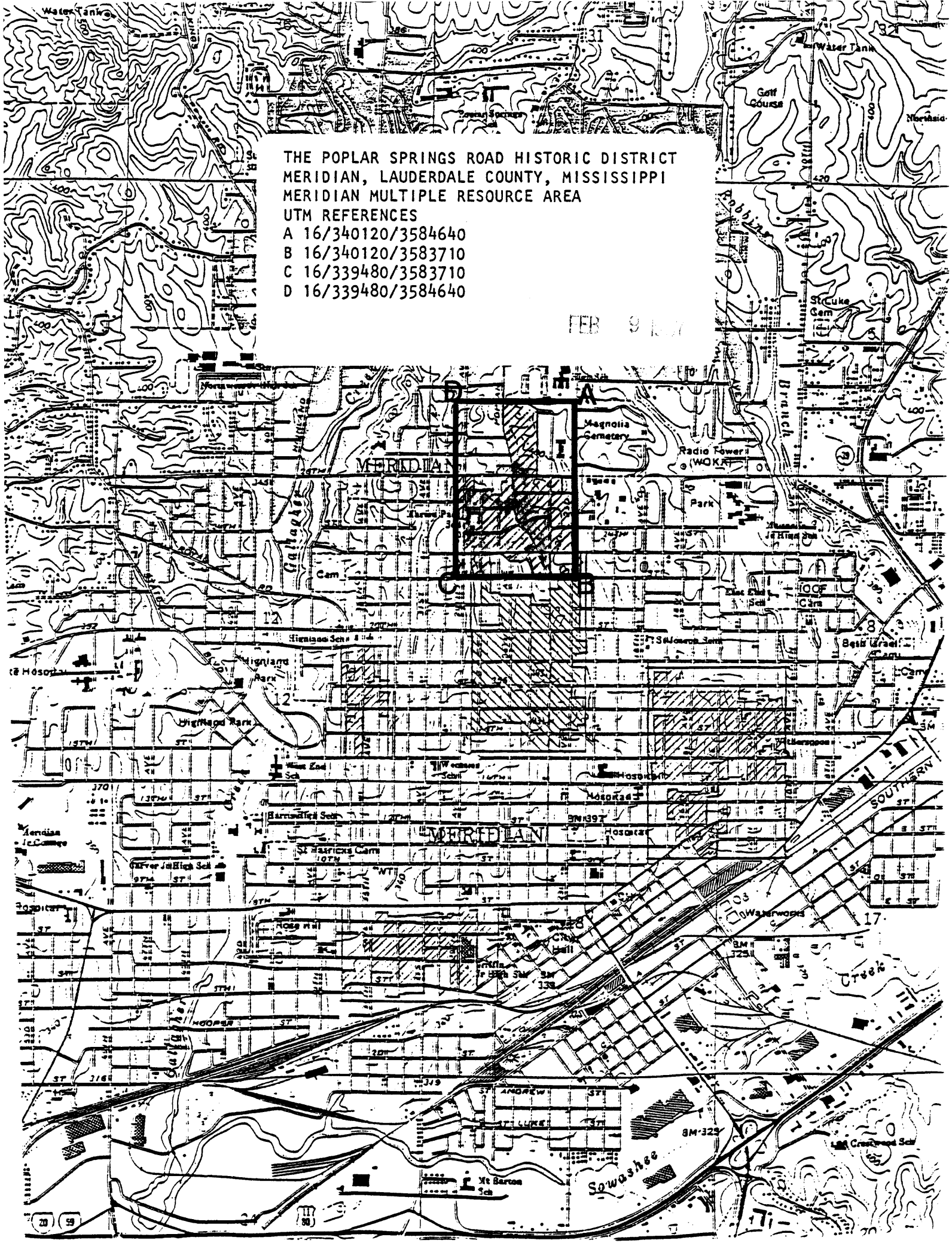
A 16/340120/3584640

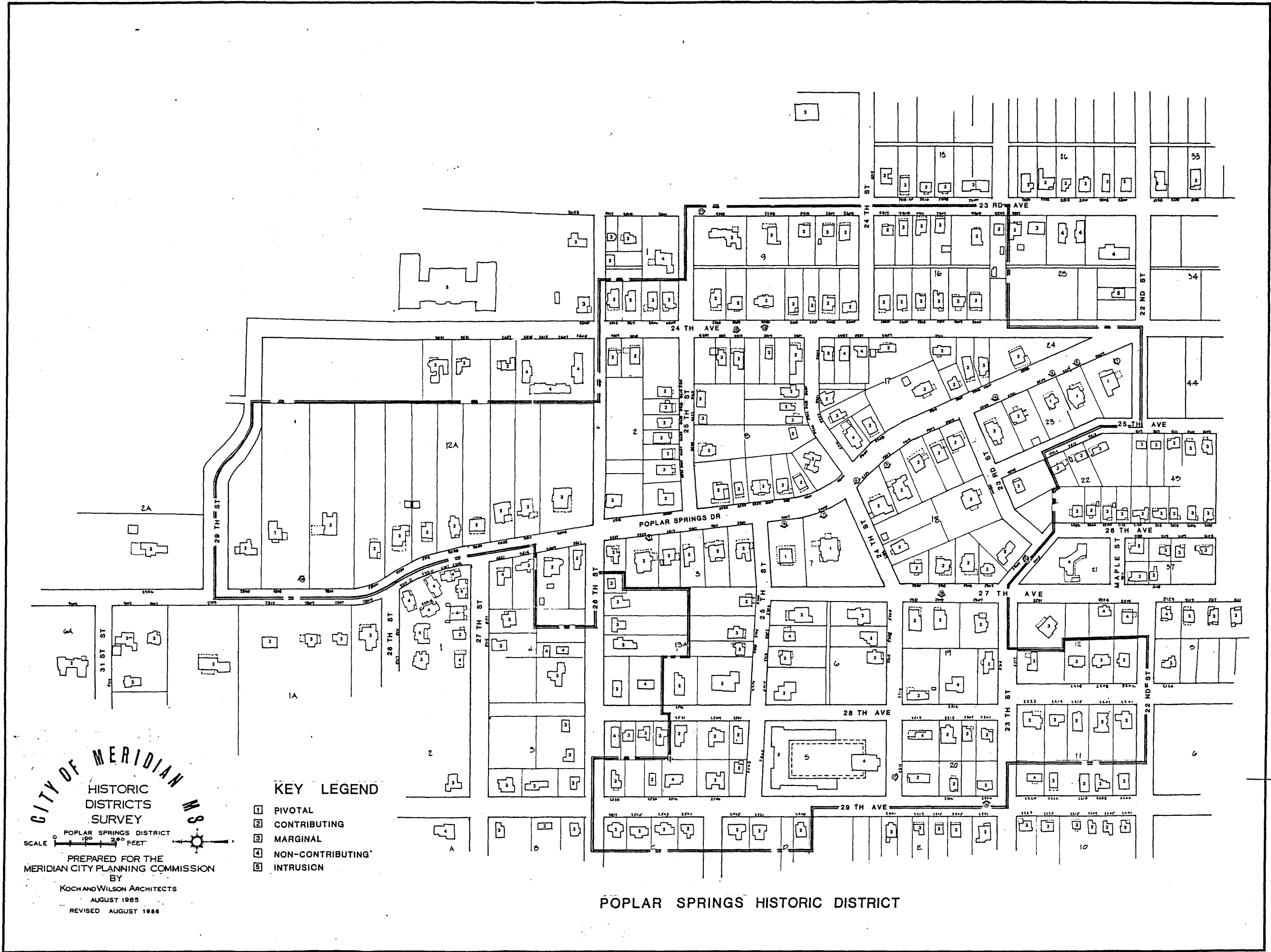
B 16/340120/3583710

C 16/339480/3583710

D 16/339480/3584640

FEB 9 1971





CITY OF MERIDIAN MS
HISTORIC DISTRICTS SURVEY
 POPLAR SPRINGS DISTRICT
 SCALE 1" = 200 FEET
 PREPARED FOR THE
 MERIDIAN CITY PLANNING COMMISSION
 BY
 KOCH AND WILSON ARCHITECTS
 AUGUST 1985
 REVISED AUGUST 1988

KEY LEGEND

- 1 PIVOTAL
- 2 CONTRIBUTING
- 3 MARGINAL
- 4 NON-CONTRIBUTING
- 5 INTRUSION

POPLAR SPRINGS HISTORIC DISTRICT