



UNITED STATES DEPARTMENT OF THE INTERIOR  
NATIONAL PARK SERVICE

NATIONAL REGISTER OF HISTORIC PLACES  
PROPERTY PHOTOGRAPH FORM

(Type all entries - attach to or enclose with photograph)

STATE Connecticut	
COUNTY New London	
FOR NPS USE ONLY	
ENTRY NUMBER 91.7.09.0013	DATE 6/28/71

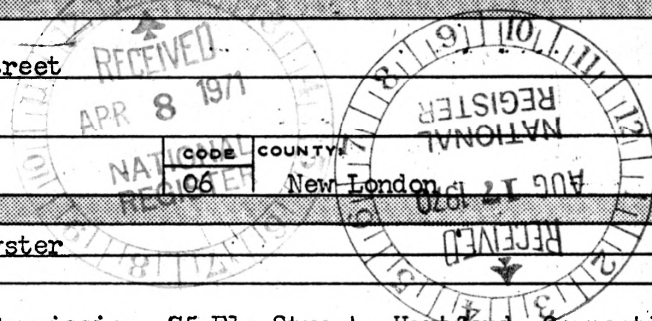
1. NAME  
 COMMON: New London Railroad Station  
AND/OR HISTORIC: (New York, New Haven, and Hartford Station) (now Penn Central)

2. LOCATION  
STREET AND NUMBER:  
At the foot of State Street  
CITY OR TOWN:  
New London  
STATE:  
Connecticut  
CODE COUNTY:  
06 New London  
CODE  
011

3. PHOTO REFERENCE  
PHOTO CREDIT: Constance Luyster  
DATE OF PHOTO: July 1970  
NEGATIVE FILED AT:  
Connecticut Historical Commission, 75 Elm Street, Hartford, Connecticut

4. IDENTIFICATION  
DESCRIBE VIEW, DIRECTION, ETC.  
View from north to south: the facade and the northeast end with its addition

SEE INSTRUCTIONS





UNITED STATES DEPARTMENT OF THE INTERIOR  
NATIONAL PARK SERVICE

NATIONAL REGISTER OF HISTORIC PLACES  
PROPERTY PHOTOGRAPH FORM

(Type all entries - attach to or enclose with photograph)


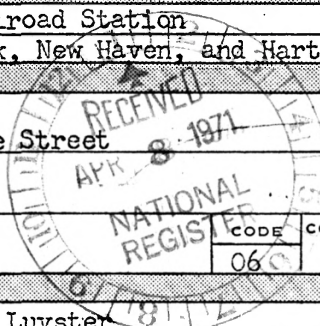
STATE	
Connecticut	
COUNTY	
New London	
FOR NPS USE ONLY	
ENTRY NUMBER	DATE
71.7.09.0013	6/28/71

1. NAME			
COMMON: New London Railroad Station			
AND/OR HISTORIC: (New York, New Haven, and Hartford Station) (now Penn Central)			
2. LOCATION			
STREET AND NUMBER:			
At the foot of State Street			
CITY OR TOWN:			
New London			
STATE:		CODE	COUNTY:
Connecticut		06	New London
3. PHOTO REFERENCE			
PHOTO CREDIT: Constance Lyster			
DATE OF PHOTO: July 1970			
NEGATIVE FILED AT:			
Connecticut Historical Commission, 75 Elm Street, Hartford, Connecticut			
4. IDENTIFICATION			

DESCRIBE VIEW, DIRECTION, ETC.

View from south to north: the southwest end and the track side of the building.

SEE INSTRUCTIONS





UNITED STATES DEPARTMENT OF THE INTERIOR  
NATIONAL PARK SERVICE

NATIONAL REGISTER OF HISTORIC PLACES  
PROPERTY PHOTOGRAPH FORM

(Type all entries - attach to or enclose with photograph)

Connecticut	
COUNTY New London	
FOR NPS USE ONLY	
ENTRY NUMBER	DATE

71.7.09.00/3 6/28/71

1. NAME

COMMON: New London Railroad Station

AND/OR HISTORIC: (New York, New Haven and Hartford RR Station) (now Penn Central Station)

2. LOCATION

STREET AND NUMBER:

Foot of State Street

CITY OR TOWN:

New London

STATE:

Connecticut

CODE COUNTY:

06 New London

CODE

110

3. PHOTO REFERENCE

PHOTO CREDIT: C. Luyster

DATE OF PHOTO: July 1970

NEGATIVE FILED AT:



Connecticut Historical Commission, 75 Elm Street, Hartford, Conn.

4. IDENTIFICATION

DESCRIBE VIEW, DIRECTION, ETC.

Detail of the centrally located doorway of the facade, showing the molded brick.

SEE INSTRUCTIONS







UNITED STATES DEPARTMENT OF THE INTERIOR  
NATIONAL PARK SERVICE

NATIONAL REGISTER OF HISTORIC PLACES  
PROPERTY PHOTOGRAPH FORM

(Type all entries - attach to or enclose with photograph)

STATE	
Connecticut	
COUNTY	
New London	
FOR NPS USE ONLY	
ENTRY NUMBER	DATE
717.09.0013	6/28/71

SEE INSTRUCTIONS

1. NAME			
COMMON: New London Railroad Station			
AND/OR HISTORIC: (New York, New Haven, and Hartford Station) (now Penn Central)			
2. LOCATION			
STREET AND NUMBER:			
At the foot of State Street			
CITY OR TOWN:			
New London			
STATE:	CODE	COUNTY:	CODE
Connecticut	06	New London	110
3. PHOTO REFERENCE			
PHOTO CREDIT: Constance Lwyster			
DATE OF PHOTO: July 1970			
NEGATIVE FILED AT:			
Connecticut Historical Commission, 75 Elm Street, Hartford, Connecticut			
4. IDENTIFICATION			

DESCRIBE VIEW, DIRECTION, ETC.

View from northwest to southeast: the facade facing on State Street.





UNITED STATES DEPARTMENT OF THE INTERIOR  
NATIONAL PARK SERVICE

NATIONAL REGISTER OF HISTORIC PLACES  
PROPERTY PHOTOGRAPH FORM

(Type all entries - attach to or enclose with photograph)

STATE	
Connecticut	
COUNTY	
New London	
FOR NPS USE ONLY	
ENTRY NUMBER	DATE
71.7.09.0013	6/28/71

SEE INSTRUCTIONS

1. NAME

COMMON: New London Railroad Station

AND/OR HISTORIC: (New York, New Haven, and Hartford Station) (now Penn Central)

2. LOCATION

STREET AND NUMBER:

At the foot of State Street

CITY OR TOWN:

New London

STATE:

Connecticut

3. PHOTO REFERENCE

PHOTO CREDIT: Constance Luyster

DATE OF PHOTO: July 1970

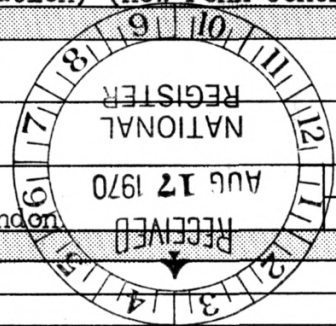
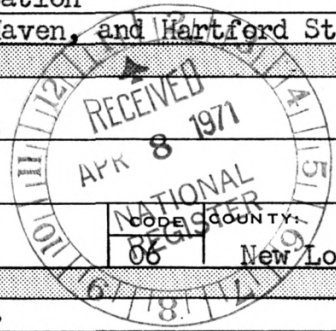
NEGATIVE FILED AT:


Connecticut Historical Commission, 75 Elm Street, Hartford, Connecticut

4. IDENTIFICATION

DESCRIBE VIEW, DIRECTION, ETC.

View from west to east: the facade.





UNITED STATES DEPARTMENT OF THE INTERIOR  
NATIONAL PARK SERVICE

NATIONAL REGISTER OF HISTORIC PLACES

PROPERTY PHOTOGRAPH FORM

(Type all entries - attach to or enclose with photograph)

STATE Connecticut	
COUNTY New London	
FOR NPS USE ONLY	
ENTRY NUMBER 71.7.09.0013	DATE 6/28/70

SEE INSTRUCTIONS

1. NAME	
COMMON: New London Railroad Station	
AND/OR HISTORIC: (New York, New Haven and Hartford RR Station) (now Penn Central Station)	
2. LOCATION	
STREET AND NUMBER: Foot of State Street	
CITY OR TOWN: New London	
STATE: Connecticut	CODE 083
COUNTY: New London	CODE 011
3. PHOTO REFERENCE	
PHOTO CREDIT: C. Luyster	
DATE OF PHOTO: July 1970	
NEGATIVE FILED AT: Connecticut Historical Commission, 75 Elm Street, Hartford, Conn.	
4. IDENTIFICATION	
DESCRIBE VIEW, DIRECTION, ETC.  View from northwest to southeast: the gable showing the elaborate brickwork and the bandcourse at the second story level.	





UNITED STATES DEPARTMENT OF THE INTERIOR  
NATIONAL PARK SERVICE

**NATIONAL REGISTER OF HISTORIC PLACES  
PROPERTY PHOTOGRAPH FORM**

FOR NPS USE ONLY	
RECEIVED	AUG 1 1975
DATE ENTERED	SEP 3 1975

SEE INSTRUCTIONS IN *HOW TO COMPLETE NATIONAL REGISTER FORMS*  
TYPE ALL ENTRIES -- ENCLOSE WITH PHOTOGRAPH

**1 NAME**

HISTORIC

New Haven Railroad Station

AND/OR COMMON

**2 LOCATION**

CITY, TOWN

New Haven

\_\_\_ VICINITY OF

New Haven COUNTY

Connecticut STATE

**3 PHOTO REFERENCE**

PHOTO CREDIT

C. Strickland

DATE OF PHOTO

May, 1975

NEGATIVE FILED AT

Connecticut Historical Commission, 59 S. Prospect St., Hartford, Conn.

**4 IDENTIFICATION**

DESCRIBE VIEW, DIRECTION, ETC. IF DISTRICT, GIVE BUILDING NAME & STREET

main(north-streetside)facade, and west facade, view southeast

PHOTO NO.

2 of 4