

UNITED STATES DEPARTMENT OF THE INTERIOR
NATIONAL PARK SERVICE

FOR NPS USE ONLY
RECEIVED JUN 25 1982
DATE ENTERED

**NATIONAL REGISTER OF HISTORIC PLACES
INVENTORY -- NOMINATION FORM**

SEE INSTRUCTIONS IN *HOW TO COMPLETE NATIONAL REGISTER FORMS*
TYPE ALL ENTRIES -- COMPLETE APPLICABLE SECTIONS

1 NAME

HISTORIC
Glen Ridge Historic District
AND/OR COMMON

2 LOCATION

(Avenues) Ridgewood, Bloomfield, Midland, Maolis, Linden, Hawthorne, Hillside, Essex, Clinton, Bay, Woodland, Glen Ridge, Highland, Belleville, Sherman, & Forest. (Streets) Washington, Lincoln, Summit, Clark, High, Thomas, Benson & Osborne. Continued
STREET & NUMBER
CITY, TOWN
Glen Ridge
STATE
New Jersey
VICINITY OF
N/A
CONGRESSIONAL DISTRICT
10th
COUNTY
Essex
CODE
034
CODE
013

3 CLASSIFICATION

CATEGORY	OWNERSHIP	STATUS	PRESENT USE
<input checked="" type="checkbox"/> DISTRICT	<input type="checkbox"/> PUBLIC	<input checked="" type="checkbox"/> OCCUPIED	<input type="checkbox"/> AGRICULTURE <input type="checkbox"/> MUSEUM
<input type="checkbox"/> BUILDING(S)	<input type="checkbox"/> PRIVATE	<input type="checkbox"/> UNOCCUPIED	<input checked="" type="checkbox"/> COMMERCIAL <input checked="" type="checkbox"/> PARK
<input type="checkbox"/> STRUCTURE	<input checked="" type="checkbox"/> BOTH	<input type="checkbox"/> WORK IN PROGRESS	<input checked="" type="checkbox"/> EDUCATIONAL <input checked="" type="checkbox"/> PRIVATE RESIDENCE
<input type="checkbox"/> SITE	PUBLIC ACQUISITION	ACCESSIBLE	<input type="checkbox"/> ENTERTAINMENT <input checked="" type="checkbox"/> RELIGIOUS
<input type="checkbox"/> OBJECT	<input type="checkbox"/> IN PROCESS	<input type="checkbox"/> YES: RESTRICTED	<input type="checkbox"/> GOVERNMENT <input type="checkbox"/> SCIENTIFIC
	<input type="checkbox"/> BEING CONSIDERED	<input checked="" type="checkbox"/> YES: UNRESTRICTED	<input type="checkbox"/> INDUSTRIAL <input checked="" type="checkbox"/> TRANSPORTATION
	N/A	<input type="checkbox"/> NO	<input type="checkbox"/> MILITARY <input type="checkbox"/> OTHER:

4 OWNER OF PROPERTY

NAME
Multiple
STREET & NUMBER

CITY, TOWN
VICINITY OF
N/A
STATE

5 LOCATION OF LEGAL DESCRIPTION

COURTHOUSE, REGISTRY OF DEEDS, ETC.
Essex County Court House, Hall of Records
STREET & NUMBER
469 High Street
CITY, TOWN
Newark
STATE
New Jersey

6 REPRESENTATION IN EXISTING SURVEYS

TITLE
New Jersey Historic Sites Inventory
DATE
1979
DEPOSITORY FOR SURVEY RECORDS
Office of Historic Preservation
CITY, TOWN
Trenton
STATE
New Jersey
 FEDERAL STATE COUNTY LOCAL

7 DESCRIPTION

CONDITION		CHECK ONE	CHECK ONE
<input type="checkbox"/> EXCELLENT	<input type="checkbox"/> DETERIORATED	<input type="checkbox"/> UNALTERED	<input checked="" type="checkbox"/> ORIGINAL SITE
<input checked="" type="checkbox"/> GOOD	<input type="checkbox"/> RUINS	<input checked="" type="checkbox"/> ALTERED	<input type="checkbox"/> MOVED DATE _____
<input type="checkbox"/> FAIR	<input type="checkbox"/> UNEXPOSED		

DESCRIBE THE PRESENT AND ORIGINAL (IF KNOWN) PHYSICAL APPEARANCE

DESCRIPTION

The Glen Ridge Historic District occupies the central portion of Glen Ridge and constitutes the area of the Borough that was developed, for the most part, by 1920. Located on one of the first ridges west of the Meadowlands and Palisades in northeastern New Jersey, Glen Ridge is bisected by a ravine through which flows Toney's Brook toward the east. Parallel to the ravine, now a park, are two commuter railroad lines and the major east/west street, Bloomfield Avenue, just to its north. Perpendicular to these runs the major north/south thoroughfare, Ridgewood Avenue. Clustered near the intersection of Ridgewood and Bloomfield Avenues are the principal municipal, institutional, and few commercial structures in the community. The rest of the district is overwhelmingly residential. The boundaries of the district on the east and west are in large part the municipal boundaries. On the west side two areas of later 20th century structures were excepted, the two apartment buildings between the railroad tracks and Bloomfield Avenue and the Mountainside Hospital complex and adjacent office buildings at the northwest corner of the district. On the east side the Bloomfield Cemetery was excluded. Bay Avenue, a major arterial street, was chosen as the northern boundary as a line of convenience; to its south pre-1920's construction predominates, to its north the buildings are primarily later. The irregular south boundary of the district was delineated for the most part by the clear break between sections of the post World War II development and the older neighborhoods.

The majority of buildings in the district are detached, single family dwellings that date from about 1879 to 1930. Less than 3% of the structures predate 1870; approximately 5% postdate 1930. Predominantly of frame construction, the houses range from simple vernacular to varying degrees of sophisticated and eclectic interpretations of the many architectural styles popular during the period. While a sizeable minority were individually designed by architects, most of the homes are the product of builders' design books and plans.

Of the few houses in the District that predate the Civil War, most are representative of the traditional vernacular house types of the region. For example, the John Dougherty House at 25 Lincoln Street was built as a simple 3 bay, I-type dwelling with a 1-1/2 story kitchen wing, typical of many farmhouses in northern New Jersey. Two other I-type houses in the district are 96 Ridgewood Avenue and the original portion of the Phineas, J. Ward House at 298 Washington Street. The one notable exception among the early dwellings is the Brower-Dodd House at 28 High Street, a representative example of the Gothic Revival country cottage popularized by Alexander Jackson Davis.

8 SIGNIFICANCE

PERIOD	AREAS OF SIGNIFICANCE -- CHECK AND JUSTIFY BELOW			
<input type="checkbox"/> PREHISTORIC	<input type="checkbox"/> ARCHEOLOGY-PREHISTORIC	<input checked="" type="checkbox"/> COMMUNITY PLANNING	<input checked="" type="checkbox"/> LANDSCAPE ARCHITECTURE	<input type="checkbox"/> RELIGION
<input type="checkbox"/> 1400-1499	<input type="checkbox"/> ARCHEOLOGY-HISTORIC	<input type="checkbox"/> CONSERVATION	<input type="checkbox"/> LAW	<input type="checkbox"/> SCIENCE
<input type="checkbox"/> 1500-1599	<input type="checkbox"/> AGRICULTURE	<input type="checkbox"/> ECONOMICS	<input type="checkbox"/> LITERATURE	<input type="checkbox"/> SCULPTURE
<input type="checkbox"/> 1600-1699	<input checked="" type="checkbox"/> ARCHITECTURE	<input type="checkbox"/> EDUCATION	<input type="checkbox"/> MILITARY	<input type="checkbox"/> SOCIAL/HUMANITARIAN
<input type="checkbox"/> 1700-1799	<input type="checkbox"/> ART	<input type="checkbox"/> ENGINEERING	<input type="checkbox"/> MUSIC	<input type="checkbox"/> THEATER
<input checked="" type="checkbox"/> 1800-1899	<input type="checkbox"/> COMMERCE	<input type="checkbox"/> EXPLORATION/SETTLEMENT	<input type="checkbox"/> PHILOSOPHY	<input type="checkbox"/> TRANSPORTATION
<input checked="" type="checkbox"/> 1900-	<input type="checkbox"/> COMMUNICATIONS	<input type="checkbox"/> INDUSTRY	<input type="checkbox"/> POLITICS/GOVERNMENT	<input type="checkbox"/> OTHER (SPECIFY)
		<input type="checkbox"/> INVENTION		

SPECIFIC DATES

N/A

BUILDER/ARCHITECT

N/A

STATEMENT OF SIGNIFICANCE

SIGNIFICANCE

Glen Ridge is an important example of the evolution of a suburban community in the late 19th and early 20th centuries. The attitudes of its founding fathers toward community design and growth, which were physically realized, are a clear expression of progressive planning ideas of the time. The buildings of the District encompass a representative cross section of the many architectural styles popular during the period. Lined for the most part by well preserved and relatively unaltered single family dwellings, the tree-shaded and gaslit streets of the Historic District retain much of their turn-of-the-century appearance.

Background

Until the middle of the 19th century the western part of Bloomfield that became Glen Ridge was primarily farmland and woodland with only a few scattered dwellings. The one exception was the area adjacent to Toney's Brook and the old road to Montclair to its north. Toney's Brook provided good water power, estimated at 50-75 horsepower, that was utilized as early as 1800. By the middle of the 19th century three mills had been built along the brook; in what is now Glen Ridge; the Bromley saw mill before 1806 on the site of the Matchless Metal Polish Factory; the Brower Mill c. 1820, a short distance south of Ridgewood Avenue; and the Moffet or Bloomfield Rolling Mill just south of the Freeman Parkway Bridge on the site of an 1805 paper mill. The road, chartered as the Newark-Pompton Turnpike shortly after 1800, and these enterprises provided a focus around which a few dwellings clustered, thus forming the nucleus of a small outlying neighborhood of Bloomfield. Before the third decade of the 19th century the area of Bloomfield*vicinity began in the last decades of the 17th century, primarily as an extension of the community at Newark founded by families from Connecticut in 1667. By the 1690's people of Dutch stock had moved into the northern reaches of the area. Population grew slowly throughout the 18th century. A map said to date to 1780 depicts the village of Bloomfield, just east of Glen Ridge as a cluster of 32 buildings. From this community a road ran west to Cranetown (Montclair) and beyond along the north side of Toney's Brook.

*that was to become Glen Ridge was primarily undeveloped farm and wood land. European settlement of the Bloomfield

9 MAJOR BIBLIOGRAPHICAL REFERENCES

See Continuation Sheets

10 GEOGRAPHICAL DATA

ACREAGE OF NOMINATED PROPERTY 530

QUADRANGLE NAME Orange

QUADRANGLE SCALE 1:24,000

UTM REFERENCES

A 1,8 | 5,6,7,8,0,0 | 4,5,1,8,0,6,0

B 1,8 | 5,6,7,7,1,0 | 4,5,1,7,1,5,0

ZONE EASTING NORTHING
C 1,8 | 5,6,7,4,5,0 | 4,5,1,6,2,5,0

ZONE EASTING NORTHING
D 1,8 | 5,6,5,1,1,0 | 4,5,1,6,0,4,0

E 1,8 | 5,6,6,7,8,0 | 4,5,1,5,4,6,0

F 1,8 | 5,6,6,4,2,0 | 4,5,1,5,6,3,0

G 1,8 | 5,6,6,2,2,0 | 4,5,1,5,4,9,0

H 1,8 | 5,6,6,1,7,0 | 4,5,1,5,5,3,0

VERBAL BOUNDARY DESCRIPTION Beginning at the corner of the municipal boundary in the intersection of Bay Avenue and Essex Ave., thence following the borough line south along the middle of Essex Avenue to the middle of Benson Street. From there the District boundary follows a straight line to the northeast corner of B 85/L 2; from there it follows the east and south lines of the aforementioned lot to the south line's (continued)

NA LIST ALL STATES AND COUNTIES FOR PROPERTIES OVERLAPPING STATE OR COUNTY BOUNDARIES

STATE	CODE	COUNTY	CODE
I 1 8	5 6 6 2 8 0	4 5 1 6 3 0 0	J 1 8
J 1 8	5 6 6 7 8 0	4 5 1 7 4 6 0	
STATE	CODE	COUNTY	CODE
K 1 8	5 6 6 9 7 0	4 5 1 7 7 8 0	L 1 8
L 1 8	5 6 7 2 5 0	4 5 1 8 0 0 0	

11 FORM PREPARED BY

NAME / TITLE

Dennis N. Bertland, Preservation Consultant

ORGANIZATION

Glen Ridge Historical Society

DATE

April, 1980

STREET & NUMBER

528 Ridgewood Avenue

TELEPHONE

(201) 744-0322

CITY OR TOWN

Glen Ridge

STATE

New Jersey

12 STATE HISTORIC PRESERVATION OFFICER CERTIFICATION

THE EVALUATED SIGNIFICANCE OF THIS PROPERTY WITHIN THE STATE IS:

NATIONAL

STATE

LOCAL

As the designated State Historic Preservation Officer for the National Historic Preservation Act of 1966 (Public Law 89-665), I hereby nominate this property for inclusion in the National Register and certify that it has been evaluated according to the criteria and procedures set forth by the National Park Service.

STATE HISTORIC PRESERVATION OFFICER SIGNATURE

Louise Schmitt

TITLE

DATE 10/3/80

FOR NPS USE ONLY

I HEREBY CERTIFY THAT THIS PROPERTY IS INCLUDED IN THE NATIONAL REGISTER

Entered in the
National Register *NO*

DATE

8/9/82

KEEPER OF THE NATIONAL REGISTER


ATTEST:

DATE

CHIEF OF REGISTRATION

**United States Department of the Interior
Heritage Conservation and Recreation Service**

**National Register of Historic Places
Inventory—Nomination Form**



Continuation sheet

Item number 2

Page 1

Glen Ridge Historic District
Essex County, New Jersey

(Roads) Douglas, Hamilton, Hillcrest, Old Oak. (Places) Adams, Chestnut Hill,
Winsor, Appleton, Snowden, Darwin, Hathaway, Laurel, Washington. (Terraces)
Mead, Argyle, Wildwood. (Courts) Rudd.

**United States Department of the Interior
Heritage Conservation and Recreation Service****National Register of Historic Places
Inventory—Nomination Form**

Glen Ridge Historic District

Essex County, NJ

Continuation sheet

Item number 7

Page 1

DESCRIPTION

Another vernacular house type appeared after the middle of the 19th century and continued to be built into the early 20th century. It is a two story, 2 or 3 bay, gable roofed structure built with its gable end facing the street and exhibiting a variety of stylistic detailing. The simplest is a rectangular block often with a small rear appendage. District examples include 18 Forest Avenue, 117 Glen Ridge Avenue, 30 Herman Street and 973 and 975 Bloomfield Avenue. The dwelling at 23 Herman Street is an example of a gambrel roofed variation. A large version of the type has cross gabled appendages on one or both sides creating an L-shaped or T-shaped structure. Among the examples are the Anson McCloud House at 190 Bay Avenue, the Bradbury-Langstroth House at 289 Washington Street, and 173 Midland Avenue, 190 Linden Avenue, and 989 Bloomfield Avenue.

Of the 19th century Revival styles, the first to appear with frequency in Glen Ridge was the Italianate. One characteristic element of the style, overhanging eaves with scroll brackets, is found on a number of houses scattered throughout the District, such as the John Dougherty House, 80 Glen Ridge Avenue, 27 Woodland Avenue, and 77 Hillside Avenue. Two houses, 34 and 50 Highland Avenue have the L-shaped plan associated with the Italianate villa but lack the tower. One house in the District with a square, hip roofed tower centered on its front, 197 Ridgewood Avenue, was influenced by the symmetrical version of the Italianate villa.

The influence of the Second Empire style is found in a number of dwellings with mansard roofs scattered throughout the district. The best preserved examples are 32 Woodland Avenue, 50 Essex Avenue, and 58 Glen Ridge Avenue.

Much more prevalent is the eclectic combination of stylistic influences characteristic of the High Victorian period. A wide variety of the design elements made possible by steam powered machinery such as jig sawed bargeboards and fretwork, turned spindles and posts, and elaborately molded window hoods and scroll brackets appear on houses in differing degrees of elaboration throughout the District. At the smaller, simpler end of the scale are dwellings such as 65 and 109 Glen Ridge Avenue. Larger more elaborate examples include 110 Hillside Avenue, 139 and 225 Washington Street, and 139 Ridgewood Avenue. Two of the most

**United States Department of the Interior
Heritage Conservation and Recreation Service**

**National Register of Historic Places
Inventory—Nomination Form**

Glen Ridge Historic District

Continuation sheet Essex County, NJ

Item number 7

Page 2

DESCRIPTION

exuberantly eclectic dwellings are the Phineas J. Ward House and 176 Linden Avenue. The latter combines the low pitched roof, overhanging eaves, and brackets, of the Italianate with stick work decorated siding and elaborate jig saw cut work in a Moorish motif on its porches.

In the 1880's and 1890's, the start of the period of increased building activity, many of the houses erected reveal the influence of the Queen Anne Style. A number of Queen Anne "cottages" with prominent spreading roofs and wide porches are found in the district. Examples include the triplets 59, 61, and 63 Hillside Avenue, 26 Snowden Place, and 181 and 209 Ridgewood Avenue. The characteristic Queen Anne combination of materials is seen in houses such as 74 Douglas Road, 50 Lincoln Street, 107 Clark Street, 277 Ridgewood Avenue, and the twins 64 and 66 Clark Street.

Towers, turrets, balconies, and projecting bays and porches were popular Queen Anne design elements. Representative examples in the district include 46 Hamilton Road, 90 and 102 Hillside Avenue, 48 Lincoln Street, 107 Glen Ridge Avenue, 49 and 53 Woodland Avenue, 74 and 79 Douglas Road, 364 and 370 Maolis Avenue, and 171 Linden Avenue. Decorative shingles were used on dwellings such as 103 Glen Ridge Avenue, 105 and 109 Hillside Avenue, and 19 Appleton Place.

During the same period a number of houses in the District were done in the more restrained Shingle style. Among the "cottages" are 60 Sherman Avenue, 64 Douglas Road, 46 Lincoln Street, 33 Snowden Place, 30 and 34 Appleton Place, and 43 Wildwood Terrace. Other versions of the style include 48 Woodland Avenue, 54 Hillside Avenue, and 40 Wildwood Terrace.

A great many of the houses of the first decade of the 20th century throughout the district exhibit a vernacular combination of Queen Anne and Shingle style influences. One of the most common types is a 2-1/2 story, hip roofed dwelling seen at its simplest in the houses such as 37 Herman Street, 16 Appleton Road, 9 Clinton Road, 108 Clark Street, 8 Hillside Avenue, 254 Ridgewood Avenue, and 273 Washington Street. Among the more elaborate examples are 143 Ridgewood Avenue, 111 Clark Street, 252 and 191 Ridgewood Avenue, and 74 Windsor Place. Others had gambrel or gable roofs. Examples include 4 Clark Street, 11 Hathaway Place, 10 Laurel Place, 15 Rudd Court, 225 Baldwin Street, 521 Belleville Avenue, 14 Appleton Road, 114 Essex Avenue, and 50 High Street.

**United States Department of the Interior
Heritage Conservation and Recreation Service**

**National Register of Historic Places
Inventory—Nomination Form**



Glen Ridge Historic District

Continuation sheet

Essex County, NJ

Item number 7

Page 3

DESCRIPTION

Starting in the 1880's the influence of the Colonial Revival began to be felt in Glen Ridge. A great many of the houses built throughout the first third of the 20th century have the form and features of the styles. Those dating from before or around 1900 are generally large in scale and elaborately detailed. Examples include 24 and 28 Woodland Avenue, 19 Hamilton Road, 328 Washington Street, and 84, 138 and 190 Ridgewood Avenue. Those subsequently built, such as 18 Summit Street, 39 Woodland Avenue, 72 and 77 Highland Avenue, 60 and 104 Forest Avenue and 115, 123, and 258 Ridgewood Avenue, were smaller in scale and simpler in detailing. Vernacular versions of the Colonial Revival dating from the second and third decades of the 20th century are frequently found in the District. Among the examples are 30, 34 and 36 Appleton Road, 217 Linden Avenue, and 170, 172 and 174 Hawthorne Avenue.

A popular subcategory of the Colonial Revival in the first third of the 20th century was the Dutch Colonial style characterized by gambrel roofs and simple detailing. Examples include 28 Outlook Place, 133 Forest Avenue, 3 Ridley Court, 33 Hillcrest Road, and 304 Washington Street. Many vernacular versions are found, predominantly in the northern half of the District, such as 2 and 6 Hathaway Place, 20 Laurel Place, and 144 and 152 Essex Avenue.

Among the less common styles found in the Historic District is the Tudor Revival which appeared before the end of the 19th century. The earlier examples, houses such as 310, 353, and 290 Ridgewood Avenue, reveal Queen Anne influences. A later version is 140 First Avenue. Vernacular interpretations of the Tudor Revival are seen in houses such as 36 Wildwood Terrace, 11 Rudd Court, and 81 Highland Avenue. In the first two decades of the 20th century a number of houses built with stuccoed walls and pantile roofs evoked the Spanish Colonial Revival. They include 25 Hillcrest Road, and 110, 280, and 336 Ridgewood Avenue. Two vernacular examples are 270 and 311 Ridgewood Avenue. A few houses dating to the first decade of the 20th century such as 297 Ridgewood Avenue, 1 Hamilton Road, and 29 Outlook Place show the influence of the Prairie School. Very few bungalow style dwellings were built in Glen Ridge; the John F. Ott House at 31 Ridgewood Avenue is a good example.

Period revival houses were quite popular from 1910 to 1930. Many examples scattered throughout the District have the picturesque massing or combination of materials thought to be evocative of English Country cottages. Examples include 69 Woodland Avenue, 87 and 89 Douglas Road, 340 Washington Street, 41 Highland Avenue, 1 Mead Terrace, and 125, 321, and 389 Ridgewood Avenue.

**United States Department of the Interior
Heritage Conservation and Recreation Service**

**National Register of Historic Places
Inventory—Nomination Form**

Glen Ridge Historic District

Continuation sheet Essex County, NJ

Item number 7

Page 4

DESCRIPTION

In addition to the single family houses, a few duplex dwellings were built in Glen Ridge. The earliest, 128-130 Linden Avenue, is a vernacular Second Empire structure built c. 1869-70 with mansard roof and segmentally arched window pediments. Others scattered throughout the District, such as 64 Essex Avenue, 66 Essex Avenue, 68-70 Glen Ridge Avenue, and 236-238 Baldwin Street dating from the late 19th or early 20th century, are vernacular versions of the Shingle style. Most notable are the duplex dwellings lining both sides of Hillside Avenue between Park and Belleville Avenues that were built between 1907 and 1910 in the development of the abandoned Glen Ridge quarry property. These 2-1/2 story gambrel roofed structures differ from the other duplex dwellings in that their units are stacked instead of side by side. The design of each is a variation of the same theme and incorporates such features as wood shingle, clapboard, and stucco siding, Palladian windows, modillion cornices, and two-level porches.

A number of houses within the district are of individual note. Some stand out because they are unique or distinguished examples of a style or type. The Wilde-Rudd House at 276 Ridgewood Avenue, for example, is the only dwelling in the District built entirely of stone and the only example of the Jacobean Revival. It was erected in 1884 of locally quarried red sandstone. On the front facade Dutch gabled projecting bays flank stone entry porch with Tudor arched openings and a deck balustrade.

Of special note is 70 Ridgewood Avenue, built c. 1902. With its elaborate half timbering, oriel windows, corbelled brick chimneys and bargeboards, it is an excellent example of the Tudor Revival. Three outstanding Colonial Revival dwellings are 39 Wildwood Terrace and 359 and 379 Ridgewood Avenue. They are 3 bay houses in the Georgian mode with center entries and side piazzas. Their classical details are carefully executed.

Other houses in the district can be attributed to nationally or locally prominent architects. Foremost among the houses is 63 Chestnut Hill Place which was designed by Frank Lloyd Wright in 1941 and built ten years later. One of his Usonian houses, the design is based on hexagonal shapes and combines cypress wood, brick, and glass. The office of John Russel Pope was responsible for the design of 26 Old Oak Road which was built in 1931. This brick

**United States Department of the Interior
Heritage Conservation and Recreation Service**

**National Register of Historic Places
Inventory—Nomination Form**

Glen Ridge Historic District

Continuation sheet Essex County, NJ

Item number 7

Page 5

DESCRIPTION

dwelling done in a restrained Georgian Revival style features an elegant entry with a curved, mullioned transom and a segmentally pedimented stoop with Ionic columns. In addition, two of the Colonial Revival style dwellings on Ridgewood Avenue, mentioned above, are thought to be the products of the firm of McKim, Mead and White, though this has not yet been definitely established.

Two houses on Hillcrest Road were designed and lived in by versatile and talented local architects. Frank Goodwillie was the architect of #20 which was built in 1909; Herbert E. Davis of Davis, McGrath, and Kiessling designed #21 which dates to the same year. Both the plain, stuccoed structures whose features such as parapets, bay windows, arched entries, and flower boxes or latticework are quite simple. Goodwillie's design is also of interest for its "total" masonry construction. Goodwillie also designed a Colonial Revival dwelling at 28 Woodland Avenue and the Queen Anne houses at 293 Ridgewood Avenue. The design of H. Van Buren Magonigle for 339 Ridgewood Avenue is of note not only for the architecture of the house itself but for the site plan. As originally conceived, two or three houses with attendant outbuildings were to be built and related to each other through landscape features, such as garden paths and terraces.

Not to be overlooked is the realm of landscape architecture, with a notable example surviving. The design of the Freeman Gardens, with their mix of formal and informal landscape features, was the work of Ethelbert Furlong for the Freeman family in the 1920's.

Often reflecting the stylistic detailing of the houses they served, a number of carriage houses have survived in the District. Among the most notable examples are those at 175 and 138 Ridgewood Avenue with Colonial Revival details; 69 and 75 Douglas Road, and 142 Ridgewood Avenue in the Queen Anne style; and 61 Woodland Avenue, 57 Douglas Road, and 290 Ridgewood Avenue with Tudor Revival half-timbering. A number of the many garages built in the first decades of the 20th century also have features similar to those of their houses with Palladian windows and segmentally arched dormers. Typical examples include 42 and 45 Woodland Avenue and 18 Summit Street.

**United States Department of the Interior
Heritage Conservation and Recreation Service**

**National Register of Historic Places
Inventory—Nomination Form**



Continuation sheet Glen Ridge Historic District
Essex County, NJ Item number 7 Page 6

DESCRIPTION

A number of nonresidential structures complete the townscape of the Historic District. Chief among these is the municipal center located on the north side of Bloomfield Avenue. Though the individual buildings were erected over the span of two decades, they were planned to be related to each other not only in siting but in design. The present Middle School, which predated the conception of the complex by 9 years, set the tone for its architecture. This H-shaped brick structure with its pantile roof, overhanging eaves, and balustraded entry arcade, designed by architects, Boring and Tilton of New York, is an Italian Renaissance Revival style. These stylistic motifs were employed in the architecture of the Arcade Building of 1911 which housed the municipal offices above first floor shops. It was followed in 1918 by the Library erected on Ridgewood Avenue opposite the Middle School. Again, brown brick, pantiles, and classical motifs were utilized to relate its slightly more restrained design to the whole. The complex was completed in 1931 with the erection of the Municipal Building with its fire department/police wing. This structure, the product of W.O. Bartlett's winning entry in an architectural design competition, is eminently successful as both the centerpiece and the unifying element of the separate parts of the complex. The wing balancing the Library building and the monumental Palladian entry and the tall cupola providing dominant focal point are aided by the repetition of materials and motifs used in the other structures.

Among other structures of note are the two train stations. In the north half of town the Benson Street Station was built in 1889 to serve the Erie Railroad. This small structure with its wide overhanging eaves that are typical of the period is clad with the stucco and half timbering characteristic of the Tudor Revival. The Delaware, Lackawanna, & Western Railroad Station of 1887, just south of Bloomfield Avenue on Ridgewood Avenue, is a good example of the Queen Anne style with its combination of stone, brick, and wood shingle, and spreading roof which incorporates a porch and projecting bay. It was designed by Jesse H. Lockwood of Montclair. The Ridgewood Avenue bridge consists of a two part structure spanning the D.L. & W. Railroad and Toney's Brook.

**United States Department of the Interior
Heritage Conservation and Recreation Service**

**National Register of Historic Places
Inventory—Nomination Form**

Glen Ridge Historic District

Continuation sheet Essex County, NJ

Item number 7

Page 7

DESCRIPTION

Across Darwin Place from the D.L.& W. Station stands Glen Ridge Hall now occupied by the Midlantic Bank. This Queen Anne style building of random ashlar brown stone with a hip roof and squat octagonal corner tower was erected in 1890 and served as an early civic focal point, housing the first town library. This more restrained Queen Anne style building serves as a foil to the station. Completing the town center on the east side of Ridgewood Avenue opposite Glen Ridge Hall stand three brick structures that are illustrative of the varying interpretations of the Classic Revival in the early 20th century. The Glen Ridge Savings Bank, c 1912, with its monumental pilasters, entablature, and parapet is formal and somewhat pretentious. The much larger Women's Club, designed by Herbert E. Davis and built in 1924, has varied massing, delicate Adamesque detailing, and its elegant principal entrance on the side thus presenting a more subtle and refined image. Between these two, the Post Office building of 1936 has a standardized plan that in its simple symmetry is reminiscent of vernacular 18th century structures in the Georgian mode.


The two churches within the Historic District were eclectically designed in the Revival styles popular at the turn of the 20th century. Both are cross shaped structures constructed of stone with squat towers and appendages that are evocative of the smaller medieval country churches of northern Europe. The Congregational Church, erected in 1889-90 and enlarged and remodeled in 1901-02, has flat lintel windows with thick stone mullions that suggest the Tudor Style. Christ Episcopal Church, dating from 1893, is dominated by a massive, square tower at the crossing with a hip roof and small gables and lancet windows that are characteristic of early medieval German Churches. Above the crenelated narthex with a Tudor arched entry, the west front is lighted by a window reminiscent of the Perpendicular style.

There are school buildings in the District other than the Middle School that contribute to the character of the District. The Central Elementary School of 1925, on High Street, east of the Middle School, repeats in a simplified form the Renaissance Revival features of the latter structure. The Linden Avenue School, built in 1911, combines Jacobean and Colonial Revival features in its design. Especially distinguished is the Montclair Community School on the southwest corner of Highland Avenue and Baldwin Street, (known in Glen Ridge as the Minnie Lucey School and reading "Minnie A. Lucey House" on inscription over the main entrance). Dating c 1910-20, the Spanish Colonial Revival structure has a pantile roof, white stucco walls, and inset rosettes, plaques, and door surrounds of polycrome tiles.

**United States Department of the Interior
Heritage Conservation and Recreation Service**

**National Register of Historic Places
Inventory—Nomination Form**

Glen Ridge Historic District, Glen Ridge, Essex County, NJ



Continuation sheet

Item number 7

Page 8

A 128^{page} building by building inventory has been appended to this application.

**United States Department of the Interior
Heritage Conservation and Recreation Service**

**National Register of Historic Places
Inventory—Nomination Form**

Glen Ridge Historic District

Continuation sheet Essex County, NJ

Item number 8

Page 1

SIGNIFICANCE

Among the first inhabitants of what became Glen Ridge, was one Abijah Dodd whose house is thought to have stood on the east side of the road near the Grand Union supermarket, probably in the 1780's. Sometime previous to 1806, the year in which he sold his property, Dodd erected a saw mill on Toney's Brook. Between 1800 and 1805 Nehemiah Baldwin built a paper mill to the north along the brook near the present Freeman Parkway Bridge. These were the first of the several mills erected over the course of the 19th century to take advantage of the water power provided by Toney's Brook. In the 1830's a fulling mill with a dyeing house was established on the site of Dodd's mill. Brower's paper mill was erected in the 1820's just south of Ridgewood Avenue. In 1832 James Moffett acquired Baldwin's paper mill and converted it into a rolling mill. In the middle of the 19th century these mills were joined by three enterprises on the north side of Bloomfield Avenue, the Hayden mill, the Benson rolling mills, and the Wilde stone quarry.

Improvements in transportation stimulated growth such as the development of the mills and most importantly set the stage for the transformation in the later 19th century of bucolic western Bloomfield into the residential community of Glen Ridge. The Newark and Pompton Turnpike, chartered in 1806, superseded the old Cranetown Road. The Morris Canal, completed in 1832, passed through eastern Bloomfield. The Newark and Bloomfield Railroad, opened in 1856, ran along the southside of Toney's Brook. The New York and Greenwood Railroad, completed as far as Montclair in 1872, passed north of the turnpike.

Mid-19th century maps show the turnpike, present day Bloomfield Avenue, fronted by dwellings interspersed among the mill properties forming a small, settlement in the outlying neighborhood of Bloomfield.

Throughout the rest of Glen Ridge about one dozen dwellings were scattered about mostly on large plots of land. Only a few streets were opened. Principal among them south of the turnpike were Prospect (Ridgewood Avenue), Washington, and Lincoln Streets. North of the turnpike in addition to the short stretch of the old Cranetown road that became Glen Ridge Avenue only Highland Avenue, Bay Land (Bay Avenue), Baldwin Street, and a street that was replaced by Wildwood Terrace were opened. This then was the state of Glen Ridge on the eve of its transformation.

**United States Department of the Interior
Heritage Conservation and Recreation Service**

**National Register of Historic Places
Inventory—Nomination Form**

Glen Ridge Historic District

Continuation sheet Essex County, NJ

Item number 8

Page 2

SIGNIFICANCE

In the third quarter of the 19th century, the construction of the two railroads, the Newark and Bloomfield Railroad (later the Delaware Lackawanna & Western Railroad), and the New York and Greenwood Lake Railroad (later the Erie Railroad), dramatically improved the accessibility of Bloomfield to Newark and New York and stimulated local growth. While several new industries were established, including two small factories and a quarry, the vast majority of new development in western Bloomfield was residential. By that time the attitudes of the Romantic movement about nature had become current in popular culture. Many families felt the need to escape the burgeoning cities for a more pastoral life. The railroads made it possible for the more affluent urban worker to establish his family in the near country and to commute to the city.

The hilly western part of Bloomfield was one part of northeastern New Jersey to attract the new residents. Its location on the first major ridge west of the Meadowlands and the Palisades provided expansive views and cooling summer breezes. Houses, both grand and modest, arose about the landscape as local landowners began to capitalize on the new market for their property.

One of the first to go beyond this rather casual development was Robert Peele who acquired property along Midland Avenue, one of the few opened streets, and erected a number of houses in the 1870's on speculation.

Several men operating on a larger scale than Peele were primarily responsible for the active promotion and development in the last decades of the 19th century of what was known variously as the Hill, the Ridge, West End, Chestnut Hill, and eventually Glen Ridge. In the 1880's Asahel G. Darwin acquired approximately 40 acres of the Gallagher estate which lay just south of the D L & W Railroad tracks. Until his death in 1892, Darwin proceeded to develop the property, selling lots and building 26 houses along Ridgewood, Woodland, & Hillside Avenues, Clark Street, and Snowden Place. To promote his enterprise Darwin erected the D L & W, or Glen Ridge Station, and deeded it to the railroad company on the condition that all passenger trains stop there. He also built the adjacent Glen Ridge Hall to serve as his real estate office. The Glen Ridge Post Office was housed for a time in the former building;

**United States Department of the Interior
Heritage Conservation and Recreation Service**

**National Register of Historic Places
Inventory—Nomination Form**

Glen Ridge Historic District

Continuation sheet Essex County, NJ

Item number 8

Page 3

SIGNIFICANCE

the community library in the latter which also served as a social hall on occasion. Darwin was joined in enterprise by Joseph D. Gallagher who subdivided lots and built a number of houses on portions of the remaining Gallagher lands.

Their rival entrepreneur on the north side of town was Edward S. Wilde, great grandson of Col. Thomas Cadmus (who served in the Revolutionary War), who began to develop his large family holdings in the 1870's. He opened Herman Street in 1875 and subsequently sold lots and built houses there and along Ridgewood Avenue, Belleville Avenue, and Wildwood Terrace. In 1884, about the same time that Darwin erected his grand residence on the present site of the high school, Wilde built the substantial stone dwelling at 276 Ridgewood Avenue on speculation and advertised it successfully with a real estate prospectus which survives. In 1889 he succeeded in having the Chestnut Hill Station, now known as the Benson Street Station, built along the Erie Railroad. The Benson family was also actively developing their property along Highland Avenue at this time.

Architecture:

This general pattern of development, the steady subdivision of large tracts into buildings lots and the erection of primarily single family dwellings, continued in the 20th century. Post World War II construction in the Historic District has been limited to scattered infill and to the replacement of a few houses on large lots with a number of smaller dwellings. As a result, the Historic District contains a collection of buildings that is architecturally significant for a number of reasons. Most of the architectural styles popular in the late 19th and early 20th century are represented in the design of the houses which are generally well maintained and little altered. Though the Queen Anne, Shingle, and Colonial Revival predominate, interpretations of the Tudor Revival, Spanish Colonial Revival, and the earlier High Victorian styles are also present.

The continuum of construction throughout these decades in the District illustrates the evolution of various styles and eclectic combinations. For example, a number a earlier houses such as 290 Ridgewood Avenue and 253 Ridgewood Avenue combine Tudor Revival detailing with Queen Anne features; in several later dwellings such as 125 Ridgewood Avenue and 89 Douglas Road, Tudor Revival half-timbering is but one of many decorative motifs used to create the picturesque period revival house.

**United States Department of the Interior
Heritage Conservation and Recreation Service**

**National Register of Historic Places
Inventory—Nomination Form**

Glen Ridge Historic District

Continuation sheet Essex County, NJ

Item number 8

Page 4

SIGNIFICANCE

Secondly, through the presence of both relatively modest and grand dwellings in the District, one can see how stylistic interpretations can vary on different economic levels. The comparison of two versions of the Dutch Colonial Revival Style illustrates this point. Only the gambrel roof and entry stoop identify 20 Laurel Terrace with Dutch Colonial architecture; the more sophisticated design of 28 Outlook Place is much closer to the typical Dutch farmhouses of the region in form and detailing.

Finally, the work of architects both nationally and locally of note is found in the Historic District. One of Frank Lloyd Wright's Usonian houses is located at 63 Chestnut Hill Place; the office of John Russell Pope is responsible for the restrained Georgian Revival design of 26 Old Oak Road. To Stanford White have been attributed at least two Colonial Revival dwellings, although this has not been documented. Frank Goodwillie and Herbert E. Davis were two talented and versatile local architects working in the early 20th century. Goodwillie designed his own house, 20 Hillcrest Road, and a number of other dwellings of various styles. Davis also designed his own house, located at 21 Hillcrest Road, and the Women's Club. His firm of Davis, McGrath, and Kiessling is responsible for the Spanish Colonial dwelling at 25 Hillcrest Road and the Tudor Revival at 314 Ridgewood Avenue. W.O. Bartlett is responsible for the design of the Municipal Building and the firm of Boring and Tilton of New York for the Middle School. Among the other architects represented in the Glen Ridge Historic District are Maxwell Kimball, H. Van Buren Magonigle, Karl Seilfert of New York, W. S. Knowles of Bloomfield, and William Edgar Moran.

Community Planning:

During the late 19th century, many residents of Glen Ridge became increasingly dissatisfied with the Bloomfield municipal government. Discontent centered on the fact that the monies spent for municipal services and improvements in their part of town were not commensurate with the town taxes they paid.* In 1894, dissatisfaction coalesced into a movement, led by such men as Edward P. Mitchell (editor of the New York Sun) and Robert S. Rudd (a New York City attorney), to secede from Bloomfield and to form a separate municipality. An election was held in 1895, the secessionists were successful, and the Borough of Glen Ridge was duly established.

**United States Department of the Interior
Heritage Conservation and Recreation Service****National Register of Historic Places
Inventory—Nomination Form**

Glen Ridge Historic District

Continuation sheet Essex County, NJ

Item number 8

Page 5

SIGNIFICANCE

It is clear that the actions of both the new borough government and the early civic leaders stemmed from a desire for progressive civic improvements and protection and enhancement of property values. An important underlying motivation can also be detected. The founding fathers of Glen Ridge, many of whom were urban emigrants, perceived their community as a pastoral haven, a garden suburb that needed to be protected from forces that would destroy it. In the 1890's, for example, community concern focused on the possibility of intensified commercial development of the mill properties along Toney's Brook, some of which were derelict or in decline. The Glen Ridge Park Association was formed for the purpose of acquiring property along the brook to be preserved as park land. Their first acquisition in 1889 was the Moffet Mill tract, subsequently transferred to Borough ownership in 1901. Other tracts were purchased until nearly the entire ravine was in protective ownership. The Borough continued this policy of the removal of commercial/industrial development with the acquisition and demolition of the Hayden Mill in 1924 and the Benson Mill in 1932.

The new Borough government took prompt action to ameliorate their grievances. In 1897 a bond issue was floated and by 1899 all of the streets were paved where gas, sewer, and water lines had been laid. The use of gas street lights, which had commenced in 1873, was expanded so that by 1914, 370 gas lamps had been installed. Gaslights are still used throughout Glen Ridge, as are flagstone sidewalks and cobblestone gutters in much of the Historic District. The tree lined streets have changed little from their turn-of-the-century appearance, contributing significantly to the character of the Historic District.

Another manifestation of the enlightened attitudes of its civic leaders, Glen Ridge was in the vanguard of communities availing themselves of the services of a professional planner. In 1909 John Nolen was retained by the Borough Master Plan Council to study the land area of the municipality and to make recommendations guiding its growth and the development of its open land. The resulting report as adopted and implemented by the Borough over the years played a key role in the physical shaping of the community.

**United States Department of the Interior
Heritage Conservation and Recreation Service**

**National Register of Historic Places
Inventory—Nomination Form**

Glen Ridge Historic District

Continuation sheet Essex County, NJ

Item number 8

Page 6

SIGNIFICANCE

The Nolen report called for the continued preservation of the brook and ravine, begun some years earlier, through the creation of a town park. In recognition of the eventual need for a municipal center, Nolen chose the site for it on the north side of Bloomfield Avenue west of Ridgewood Avenue and the present Middle School. He stipulated that the center should be unified in design and plan through the architecture and siting of the individual buildings. His concept was implemented in stages through the construction of the Arcade Building in 1911, the Borough Library in 1918, and the Municipal Building in 1931.

Addressing itself to the physical streetscape, the Nolen report suggested that overhead utility lines be buried where feasible and others be located at the rear of property lines. This solution to the potentially adverse visual impact of utility service was generally implemented in Glen Ridge. The town also followed the plan's advice that continued the existing pattern of curbing, shade trees, and sidewalks in area of new development.

In 1910, one year after the Nolen report, the Borough Council became one of the first municipal bodies in the state to adopt a building code and to establish a building department with a building inspector to administer it. Glen Ridge was also one of the first municipalities in the state to enact a zoning ordinance in 1921. The ordinance regulated land use, land coverage on a lot, set backs, and minimum lot size. These tools enabled Glen Ridge to preserve and foster its original suburban image while continuing to grow in a planned and orderly fashion.

*A public school in the "Ridge" area was also desired.

**United States Department of the Interior
Heritage Conservation and Recreation Service**

**National Register of Historic Places
Inventory—Nomination Form**



Continuation sheet Glen Ridge Historic District
Essex County, NJ Item number 9 Page 1

BIBLIOGRAPHY:

I Books

Folsom, Joseph Fulford. (ed). Bloomfield Old and New.
Bloomfield, New Jersey: Centennial Historical Committee, 1912.

Travisano, Ronald. (ed). Glen Ridge Heritage. Glen Ridge, New
Jersey: Glen Ridge Bicentennial Committee, 1976.

II Atlases and Maps

Capen, John F. Map of Bloomfield, about 1830. Glen Ridge: John
F. Capen, 1912.

Glen Ridge Tax Assessors Office. Tax Assessors Map of Glen Ridge.
Glen Ridge, 1903.

Hughes, James Bloomfield and Belleville. Philadelphia. 1865.

Hughes, James. Bloomfield, Montclair and Belleville. Philadelphia,
1871.

Hughes, Thomas, Map of the Town of Bloomfield. Philadelphia,
1856.

Kiser, Ellis, C. E. Atlas of Essex County, NJ vol. 3. Philadelp-
hia: A.H. Mueller & Co., 1906.

Rubinson, E. Robinson's Atlas of Essex County. New York: E.
Robinson, 1890.

Sidney, J.C. Map of Essex C., NJ with the names of property
holders Newark: Hirm A. Belding, 1850.

Walling, H.F. Essex County. New York: Baker and Tilden, 1859.

III Newspaper and Periodicals

Bloomfield Gazette. Bloomfield, New Jersey: September 6, 1972-
October 16, 1875.

Arlington Journal, which was combined with the above newspaper
October 22, 1875-November 19, 1875.

Bloomfield Citizen. Bloomfield, New Jersey: April 29, 1883-
December 24, 1892.

**United States Department of the Interior
Heritage Conservation and Recreation Service**

**National Register of Historic Places
Inventory—Nomination Form**



Glen Ridge Historic District

Continuation sheet Essex County, NJ

Item number 9

Page 2

BIBLIOGRAPHY:

-2-

IV Reports and Pamphlets

Nolen, John, L.A., Glen Ridge, The Preservation of Its Natural Beauty and Its Improvement as a Place of Residence. Glen Ridge, New Jersey: 1909.

V Public Records

Borough of Glen Ridge, Engineers Office, Glen Ridge, New Jersey. Water Connections. Deeds, Hall of Records, Newark, New Jersey.

VI Architectural Drawings and Blueprints

Borough of Glen Ridge, Engineers Office, Glen Ridge, New Jersey. Various Private Collections in Glen Ridge.

VII Photographs

Glen Ridge Historical Society, Glen Ridge, New Jersey. Nathan Russell Collection. c 1890-1917.

**United States Department of the Interior
Heritage Conservation and Recreation Service**

**National Register of Historic Places
Inventory—Nomination Form**



Glen Ridge Historic District

Continuation sheet

Essex County, NJ

Item number 10

Page 1

GEOGRAPHICAL DATA

intersection with the borough boundary, thence following the borough boundary across the Conrail right-of-way to its intersection with the north lot line of the Bloomfield Cemetery. The District boundary then follows the north and west lines of the cemetery lot to Belleville Avenue; thence east down the middle of Belleville Avenue to its intersection with Edgewood Road.

From there the District line runs south down the middle of Edgewood Road to the point where once again it intersects the borough boundary; thence south along the borough boundary to the south side of Park Avenue. From there the District line jogs east and south around Christ Episcopal Church to the middle of Bloomfield Avenue and east along the Borough line in the middle of Bloomfield Avenue to the point where a continuation of the east lot line of B 63/L14 would intersect Bloomfield Avenue, thence along the east and south lines of the aforementioned to its southwest corner which is also the northwest corner of B 63/L11. The boundary then proceeds south along the west lot line of B 63/L 11 to its intersection with the north line of the Conrail right-of-way. It next follows the Conrail right-of-way south to the borough boundary and then along the boundary line to the west side of Thomas Street.

The District line then follows the east and south lines of B 67/L18; thence along the east lines of B 67/Lots 24, 23, and 22 and then the south line of lot 22 to Appleton Road. From there it proceeds southwest across Appleton Road to the southeast corner of B 59/L 15; thence along the south line of lot 15 thence west to the northeast corner of B 59/L 18 and south along the east line of L 18 to Winsor Place. The District line continues south along the borough boundary, down the middle of Washington Place, jogging east on Washington Street, and south again along the east lines of Block 42/Lot 8A, then jogging east along the north line of Lot 6, thence south along the east lines of Lots 6, 9, 5, 10, 4, 3A, 3 and 10 to Linden Avenue. Between Linden Avenue and Maolis Avenue it jogs west slightly to follow the line on the east side of B 24/Ls 9 and 1 through 5. South of Maolis it runs along the east side of B 34/Ls 11, 13, 4 12 and west along the south side of L12 to Midland Avenue.

Jogging across Midland Avenue the District line proceeds west along the south line of B22/L5, thence south along the east line of B22/L9, thence west along the south lines of lots 9, 10, 3 and 2 to Astor Place. The line jogs west across Astor Place and follows west along the south line of B22/Ls 8 and 7; south along the east line of lot 6; and west along the south lines of lots 6 through 1 to the middle of Hawthorne Avenue. It then runs south along the middle of Hawthorne Avenue and west along the south lot line of the Freeman Gardens. From the southwest corner of the Freeman Gardens the District line proceeds south along a short segment of the east line of B 13/L 9; east along a segment of its north line; south again along its east line; and west along its south line to the northeast corner of Lot 8. It continues south along the east line of Lot 8; west along its south line; south along the east lines of lots 7-2; and west along the south line of lot 2 to Ridgewood Avenue.

**United States Department of the Interior
Heritage Conservation and Recreation Service**

**National Register of Historic Places
Inventory—Nomination Form**



Glen Ridge Historic District
 Continuation sheet Essex County, NJ Item number 10 Page 2

GEOGRAPHICAL DATA

The District boundary next runs north along the middle of Ridgewood Avenue to the southeast corner of B 16/L 29. It proceeds west along the south line of lot 29, north along the west lines of lots 29, 30, 31 & 32; to the southeast corner of lot 36, west along the south line of lot 36, north along Chestnut Hill Place and the west line of lot 36, north along the west line of lot 36 and east along the north lines of lots 36 and 22; thence north along the west line of lot 34 to Linden Avenue.

The District boundary proceeds west down the middle of Linden Avenue and north along the east side of Evergreen Court to the southwest corner of B 33/L 21. It continues east along the south line of lot 21; north along the east lines of lots 21 & 20; west along the north line of lot 20; north along the west line of lot 5; west along the south lines of lots 3, 2a, and 2b; and north along the west line of lot 2B to Washington Street. The District line runs west along the middle of Washington Street to the intersection with Douglas Road; thence north along Douglas Road to the southeast corner of B 30/L 4. It then runs west along the south line of lot 4, north along the west lines of lots 4-14; west along the south lines of lots 15, 16, & 17 to Franklin Place; and north along the east side of Franklin Place to Lincoln Street. The boundary line jogs to proceed north along the west line of B 50/L 7; east along its north line; and north again along the west line of lot 2 to Marston Place. It jogs west across Marston Place to follow the west line of B 51/L 9; thence east along the north line of lot 9 and north along west lines of lots 6, 5, & 2 to Woodland Avenue.

Crossing Woodland Avenue the boundary line continues north along the borough boundary to its intersection with the north line of the Conrail right-of-way; thence east along the north right-of-way line to its intersection with the north line of B 53/L 14. It runs east along the north line of lot 14; north along the west line of lot 1; and east along the north line of lot 1 to Freeman Parkway. The District line proceeds north along Freeman Parkway to its intersection with Bloomfield Avenue; thence west along Bloomfield Avenue to the borough boundary and north along the boundary line to the southwest corner of B 70/L 25. It continues north along the west lines of lots 25-29 and east along the north line of lot 29 to Glen Ridge Avenue. From there it cuts across Glen Ridge Avenue to the northwest corner of B 71/L 19. It then runs east along the north lines of lots 19 & 18, thence north along the east line of lot 34 to Baldwin Street. The District line proceeds east along the middle of Baldwin Street to the southeast corner of B 72/L 10; thence north along the east line of lot 10; west along its north line; north along the west line of lot 2; east along its north line; and north along the west line of lot 3 to the Conrail right-of-way. The District line then cuts across the right-of-way to the west corner of B 90/L 1 in Bay Street. It runs east along the south side of Bay Street to the northeast corner of lot 3; thence south along the east line of that lot to its intersection with the Conrail right-of-way; thence southeast along the right-of-way line to its intersection with the west line of lot 12; thence north a short distance along the west line of lot 12 to Highland Avenue.

**United States Department of the Interior
Heritage Conservation and Recreation Service****National Register of Historic Places
Inventory—Nomination Form**

Glen Ridge Historic District

Continuation sheet Essex County, NJ

Item number 10

Page 3

GEOGRAPHICAL DATA

The District line cuts across Highland Avenue and follows its north side east to the southwest corner of B 96/L 19. It then runs north along the west line of lot 19; west along the south line of lots 4, 21, and 3; and north along the west line of lot 3 to Laurel Place. The line jogs west across Laurel Place and then runs north along the west line of B 97/Ls 21 and 1A to Hathaway Place; thence jogging east across Hathaway Place. It proceeds north along the west line of B 92/L 3; east along the north line of lots 3-8; north along the west lines of lots 13-16; and east along the north line of lot 16 to Sherman Avenue. The District line runs north along the middle of Sherman Avenue to its intersection with Bay Avenue; thence east along the middle of Bay Avenue to the place of beginning.

Glen Ridge Historic District, Essex County, NJ

Midland Avenue, east side

1. 115 is a frame, 2-1/2 story, gambrel roofed dwelling with gable end facing the street. Style: vernacular. Date: c 1895. Exterior features include the overhanging front gable with Palladian window and pent roof, the front porch with dentil cornice and Tuscan columns, and asbestos siding.
2. 117 is a frame, 2-1/2 story, gable roofed dwelling with gable end facing the street. Style: vernacular. Date: c 1900-10. Exterior is little altered aside from the front porch enclosure.
3. 119 is a frame, 2 story, gable roofed dwelling with gable end facing the street. Style: vernacular. Date: c 1902. Exterior features include a scalloped bargeboard, imbricated wood shingles on the gables, and an L-shaped porch with Tuscan columns and curved balusters.
4. 123 is a frame, 2-1/2 story, gable roofed dwelling with asbestos siding. Style: vernacular. Date: c 1899. The central entry with hip roofed stoop is flanked by 1/2 hexagonal bay windows.

Maolis Avenue, east of Midland Avenue

5. 280 is a frame, 2 story, gable roofed dwelling with gable end facing the street. Style: vernacular. Date: c 1900. Among the exterior features are asbestos siding and a pent roof broken by a gabled entry hood on brackets.

Midland Avenue, east side continued

6. 125 is a frame, 1-1/2 story, gable roofed dwelling with a 2 story rear profile. Style: vernacular. Date: c 1899. The little altered exterior retains wood shingled gables and a large gable dormer with a round headed window above a double window.
7. 129 is a frame, 2 story, gable roofed dwelling with gable end facing the street and a gabled projection on the south side. Style: vernacular High Victorian. Date: c 1895. Notable features include the front gable with bargeboard and bracketed fan ornament and the front porch with dentil cornice and turned posts.
8. 133 is a frame, 1-1/2 story gable roofed dwelling with a 2 story rear profile. Style: vernacular. Date: c 1899. It is almost identical to 125 Midland Avenue and has imbricated roof slates.
9. 137 is a frame, 2 story, gable roofed dwelling with gable end facing the street. Style: vernacular. Date: c 1904. The front porch has been enclosed and aluminum siding obscures the trim.
10. 141 is a frame, 1-1/2 story gambrel roofed dwelling with a large gambrel roofed front dormer. Style: vernacular. Date: c 1902. It has been altered with asbestos siding and enclosed front porch.

Glen Ridge Historic District, Essex County, NJ

Linden Avenue, east of Midland Avenue

11. 132 is a frame, 2-1/2 story, gable roofed dwelling. Style: vernacular. Date: c 1919. It has wood shingle siding, shed roofed porches, and a shed dormer.
12. 128-130 is a large, frame, 2-1/2 story, mansard roofed, duplex dwelling. Style: vernacular Second Empire. Date: c 1869-1870. Exterior features include shed and gable dormers, segmentally arched window pediments, and a box cornice with decorated frieze. One of the few duplex dwellings in Glen Ridge, it served as a municipal school from 1895-1900.
13. 126 is a frame, 2-1/2 story, gable roofed dwelling. Style: vernacular. Date: c 1919. Similar to 132 Linden Avenue, it in addition has exposed rafter ends under the eaves.
14. 127 is a frame, 2-1/2 story, gable roofed dwelling. Style: vernacular. Date: c 1919. Exterior features include wood shingle siding, a shed dormer, overhanging eaves with exposed rafter ends, and a hip roofed porch with segmentally arched openings.
15. 129 is a frame, 2-1/2 story, gable roofed dwelling. Style: vernacular. Date: c 1920. Resembling 127 Linden Avenue, it has instead gable dormers, a gable roofed porch, and asbestos siding.
16. 131 is a frame, 2-1/2 story, gable roofed dwelling. Style: vernacular. Date: c 1920. While also similar to the other houses on the block, it has a large gable dormer with a Palladian window.
17. 133 is a frame, 2-1/2 story, gable roofed dwelling. Style: vernacular. Date: c 1920. Resembling the 3 preceding houses, it has instead clapboard siding.

Midland Avenue, east side continued

18. 167 is a frame, 2 story, gable roofed, L-shaped dwelling with gable end facing the street. Style: vernacular. Date: c 1871-1873. Despite remodeling such as the application of wood shingle siding and the alteration of the front porch, it retains some original features including a 2 level, 1/2 octagonal bay window and 2/2 sash windows with cornices. This house is one of several similar dwellings on the block built on speculation by Robert Peele.
19. 173 is a frame, 2 story, gable roofed, T-shaped dwelling with gable end facing the street. Style: vernacular. Date: 1871-1873. Original features include the scalloped bargeboard with jig-saw cut ornament at the gable peak, 1/1 and 2/2 sash windows with cornices, and a bay window. The front porch has been altered.
20. 179 is a frame, 2-1/2 story, hip roofed dwelling. Style: vernacular. Date: c 1921. It has hipped dormer windows, and a hipped entry stoop, and a clapboard siding.

Glen Ridge Historic District, Essex County, NJ

21. 187 is a frame, 2 story, gable roofed, L-shaped dwelling with gable end facing the street. Style: vernacular. Date: c 1871-1873. While the exterior has been remodeled, a bay window and 1/1 and 2/2 sash windows remain.
- N^c 22. 191 is a frame, 2 story, gable roofed dwelling. Style: vernacular Colonial Revival. Date: c 1930-1950.
23. 193 is a frame, 2 story, gable roofed dwelling with gable end facing the street and a square, low, hip roofed tower with bay windows to its north. Style: vernacular Queen Anne. Date: 1873. The wood shingle siding and the entry stoop are the result of later remodelings.
- p^c 24. 195 is a frame, 2 story, gable roofed dwelling. Style: vernacular Colonial Revival. Date: c 1933.
25. 199 is a frame, 2 story, gable roofed, L-shaped dwelling with gable end facing the street. Style: vernacular. Date: 1871-1873. Like the other dwellings of its type on the block it has been remodeled rather extensively.
26. 205 is a frame, 2-1/2 story, gable roofed dwelling. Style: vernacular Colonial Revival. Date: c 1874-1875. The notable exterior feature is the parapet-like attic enclosure above the box cornice. Covered with horizontal flush siding, the attic level has gables on 3 sides with Palladian windows. The entry stoop is a later replacement.

Washington Street, east of Midland Avenue.

27. 208 is a frame, 1-1/2 story, gambrel roofed dwelling. Style: vernacular Dutch Colonial. Date: c 1924. Exterior features include a shed dormer, a partially recessed porch with Tuscan columns, and wood shingle and clapboard siding.

Midland Avenue, west side.

28. 204 is a frame, 1-1/2 story gambrel roofed dwelling. Style: vernacular Dutch Colonial. Date: c 1921. Exterior features include returned eaves forming gable pent roofs, a gabled entry stoop, and wood shingle siding.
29. 200 is a frame, 1-1/2 story, gambrel roofed dwelling. Style: vernacular. Date: c 1921. A gable dormer tops a projecting bay on the south end of the front.
30. 196 is a frame, 2 story, gable roofed dwelling with a narrower extension on its south gable. Style: vernacular Colonial Revival. Date: c 1922. Its glass enclosed, gabled entry stoop has a pediment and a triangular fanlight.
31. 192 is a frame, 1-1/2 story, gambrel roofed dwelling. Style: vernacular. Date: c 1910. Exterior features include a large gambrel gabled projection above an oriel window on the front, a shed dormer to its south above the entry porch, and wood shingle siding above the stuccoed first floor.

Glen Ridge Historic District, Essex County, NJ

32. 190 is a frame, 2-1/2 story, hip roofed dwelling with a shed roof continuation to the first floor on the front. Style: vernacular Tudor Revival. Date: c 1912. Exterior features include shed dormers with bargeboards, a red slate roof, a large oriel window on the north side, and stucco and "1/2 timber" siding.
33. 188 is a frame, 2-1/2 story, gable roofed dwelling. Style: vernacular. Date: c 1910. Among the exterior features are the large gable dormer with broken pediment supported by Tuscan columns, the L-shaped porch with clustered Tuscan columns on stone pedestals, and wood shingle siding.
34. 184 is a frame, 2-1/2 story, Mansard roofed dwelling. Style: originally vernacular Second Empire. Date: c 1871-1873. It has been so extensively remodeled that little of the original survives beyond the basic form.
- NC 35. 176 is a stuccoed, 1 story, hip roofed, U-shaped dwelling. Style: vernacular. Date: c 1950-1960.
36. 166 is a frame, 2-1/2 story hip roofed dwelling. Style: vernacular. Date: c 1916. Covered with aluminum siding, it has a hipped dormer with a Palladian window.
37. 162 is a frame, 2 story, gable roofed dwelling. Style: vernacular. Date: c 1919. It has wood shingle siding and an enclosed, hip roofed front porch.
38. 158 is a frame, 2-1/2 story, hip roofed dwelling. Style: vernacular. Date: c 1915. Exterior features include hipped dormers, a gabled projecting center bay on the front, and L-shaped porch with Tuscan columns on a closed balustrade, and clapboard siding above the stuccoed first floor.
39. 148 is a stuccoed frame, 2-1/2 story, hip roofed dwelling. Style: vernacular Colonial Revival. Date: c 1909. Exterior features include gable dormers with gothic sash windows, box cornice with returns and frieze, corner pilasters, and a flat roofed porch with Tuscan columns on stuccoed pedestals.
40. 146 is a frame, 2-1/2 story, hip roofed dwelling. Style: vernacular. Date: c 1909. Similar in form, but simpler in detailing, to 148 Midland, it has wood shingle siding above the clapboards on the first floor.
41. 144 is a frame, 2-1/2 story, hip roofed dwelling. Style: vernacular. Date: c 1909. Resembling its neighbor to the north, it has instead a stuccoed first floor and a stuccoed front porch with segmentally arched openings.
42. 142 is a frame and brick, 1-1/2 story, gambrel roofed dwelling with a 2 story rear profile. Style: vernacular. Date: c 1900-10. Exterior features include a large gable dormer with pediment and bay windows, and oriel window, and a shed roofed porch with Tuscan columns on pedestals.
43. 138 is a frame and brick, 1-1/2 story, gambrel roofed dwelling with a 2 story rear profile. Style: vernacular. Date: c 1906. Closely resembling 142 Midland, it lacks the bay and oriel windows. The original porch posts have been replaced.

Glen Ridge Historic District, Essex County, NJ

44. 136 is a frame, 2-1/2 story, hip roofed dwelling. Style: vernacular. Date: c 1909. While similar to 146 and 144 Midland Avenue, it has a transomed, 3 part front window and was subsequently covered with asbestos siding.
45. 134 is a frame, 2-1/2 story, hip roofed dwelling. Style: vernacular. Date: c 1909. Though similar to its neighbor to the north, it has clapboard siding, a closed porch, balustrade, and a bay window on its south side.
46. 132 is a frame, 2-1/2 story, gable roofed dwelling with gable end facing the street. Style: vernacular. Date: c 1909. Exterior features include overhanging eaves returned forming a gable pent roof and wood shingles above clapboard sided first floor.
47. 125 is a frame, 2-1/2 story, hip roofed dwelling with a gabled projection on its south side. Style: vernacular. Date: c 1901. Among the original features are an off center front gable and box cornice with returns; alterations include the asbestos siding and partial enclosure of the L-shaped porch.
48. 118 is a frame, 2 story, gable roofed dwelling with gable end facing the street and 2 story bay windows on the front and south sides. Style: vernacular. Date: c 1893. It has been extensively remodeled with aluminum and permastone siding and iron porch railings.

Maolis Avenue, south side from Midland Avenue.

49. 304 is a frame, 2 story, gable roofed dwelling with gabled projection on its west side and attached garage. Style: vernacular. Date: c 1921. It has wood shingle siding and a glass enclosed, gabled entry stoop.
50. 306 is a frame, 1-1/2 story, gambrel roofed dwelling. Style: vernacular Dutch Colonial. Date: c 1924. Exterior features include a shed dormer and a glass enclosed entry stoop with broken pediment and Tuscan columns.
51. 308 is a frame, 2 story, gable roofed dwelling with gable end facing the street and a lean-to with shed dormer on its east side. Style: vernacular. Date: c 1901. It has clapboard siding and a gabled entry stoop. This dwelling appears to have been built as the shop and office of John Rassbach & Son Florists and later converted to a dwelling.
52. 312 is a frame, 1-1/2 story, gable roofed dwelling. Style: vernacular. Date: c 1921. It has a shed dormer, clapboard siding, and a recessed porch with square posts.
53. 318, the John Rassbach House, is a frame, 2-1/2 story, gable roofed dwelling with a narrower, 2 story east wing fronted by a 2 story porch. Style: vernacular. Date: c 1863. Except for some windows, little of the original exterior fabric remains. One of the oldest surviving houses in Glen Ridge, it is said to have been built by Rassbach, a German immigrant, nearby on what became Midland Avenue. It was moved to its present site prior to 1890.
54. 322 is a frame, 2-1/2 story, gable roofed dwelling. Style: vernacular. Date: c 1919. Its shed roofed porch has square posts on a closed balustrade.

Glen Ridge Historic District, Essex County, NJ

55. 326 is a frame, 2 story, gable roofed dwelling. Style: vernacular Colonial Revival. Date: c 1920. Exterior features include clapboard siding, a fanlighted entry, and a segmentally arched entry stoop with lattice supports.
56. 330 is a frame, 2-1/2 story, gable roofed dwelling. Style: vernacular. Date: c 1920. The front has been altered by the removal of the front porch and the insertion of an oriel window.

Astor Place

57. 21 is a stuccoed, 2 story, gable roofed dwelling with gable end facing the street and a 1-1/2 story north wing. Style: vernacular Tudor Revival. Date: c 1928. Exterior features include casement windows and a stuccoed chimney with decorative brickwork on the front gable.
58. 17 is a frame, 1-1/2 story, gambrel roofed dwelling. Style: vernacular Dutch Colonial. Date: c 1929. Its notable feature is the kicked overhanging eaves.

Maolis Avenue, south side continued.

59. 338 is a frame, 2 story, gable roofed dwelling with rear ell. Style: vernacular Italianate. Date: c 1871-1885. The front gable with round headed window and the box cornice with double brackets and returns are original features. The wood shingle siding, the L-shaped porch, and the 1/1 sash windows are the result of later remodeling.
60. 342 is a frame, 2-1/2 story, hip roofed dwelling with a gambrel gabled projection on its east side supported by console brackets and a bay window. Style: vernacular Queen Anne. Date: c 1896. Exterior features include hipped dormers, wood shingle siding, and an L-shaped porch with Tuscan columns on a closed balustrade.
61. 346 is a frame, 2-1/2 story, hip roofed dwelling. Style: vernacular. Date: c 1908. The gabled entry stoop with pediment and brackets is surmounted by a 1/2 hexagonal bay window. The house has wood shingle siding.
62. 348 is a frame, 1-1/2 story, gable roofed dwelling. Style: vernacular. Date: c 1924. The recessed porch wall has been covered with permastone.
63. 356 is a frame, 1-1/2 story, gambrel roofed dwelling with a 2 story gabled profile on the west end. Style: Queen Anne. Date: c 1893. A conical roofed, round tower projects off center on the front. Other features include wood shingle siding and a flat roofed entry porch with flared corner posts flanking slender Ionic columns.
- 102 64. 360 is a frame, 1-1/2 story, gable roofed dwelling with a 2 story profile on the west end. Style: vernacular. Date: c 1935-1950.
65. 364 is a frame, 2-1/2 story, hip roofed dwelling with an octagonal tower at the northeast corner. Style: Queen Anne. Date: c 1893. Among the exterior details are diamond panel sash windows, wood shingle and clapboard siding, and a front porch with Tuscan columns and pediment above the steps.

Glen Ridge Historic District, Essex County, NJ

66. 370 is a frame, 2 story, gable roofed dwelling. Style: Queen Anne. Date: c 1893. Continuing the slope of the main roof, the shed porch roof is broken by a conical roofed, polygonal dormer and a gable roofed, recessed porch. The overhanging east gable with 3 recessed windows is supported by curved corbels rising from a pent roof. To the rear, a 1-1/2 story carriage house has clapboard and wood shingle siding like the house.
- Maolis Avenue, north side from Hawthorne to Midland.
67. 355 is a frame, 1-1/2 story, gambrel roofed dwelling. Style: vernacular Dutch Colonial. Date: c 1921. It has kicked overhanging eaves, wood shingle siding, and a 1/2 enclosed, shed roofed porch.
68. 349 is a frame, 1-1/2 story, gambrel roofed dwelling. Style: vernacular Dutch colonial. Date: c 1921. Unlike its similar neighbor, it has clapboard siding and large Tuscan columns on its porch.
69. 345 is a frame, 2 story, gable roofed dwelling with a narrower east wing. Style: vernacular. Date: c 1920-1930. The asbestos siding and porch enclosure are alterations.
70. 341 is a frame, 2-1/2 story, gable roofed dwelling with gable end facing the street. Style: vernacular. Date: c 1912. The front gable has a Palladian window and pent roof. Other features include bay windows, and L-shaped porch with Ionic columns, and a fanlighted entry with double glass and panel doors.
71. 355 is a frame, 1-1/2 story, gambrel roofed dwelling. Style: vernacular Dutch Colonial. Date: c 1921. It has a glass enclosed, gabled entry stoop and stone facing on the first floor front.
72. 333 is a frame, 1-1/2 story, gambrel roofed dwelling. Style: vernacular Dutch Colonial. Date: c 1920. Unlike its similar neighbors, it has a side entry with gabled hood on brackets.
73. 331 is a frame, 1-1-2/ story, gambrel roofed dwelling. Style: vernacular Dutch Colonial. It has a gabled entry vestibule with a pediment.
74. 327 is a frame, 1-1/2 story, gambrel roofed dwelling. Style: vernacular Dutch Colonial. Date: c 1921. A small shed dormer surmounts the larger one on front. The shed porch has square posts on a closed railing.
75. 325 is a frame, 2 story, gable roofed dwelling. Style: vernacular. Date: c 1921. Clad with asbestos siding, it has a glass enclosed entry stoop with fanlight.
76. 323 is a brick and frame, 1-1/2 story, gambrel roofed dwelling. Style: vernacular Dutch Colonial. Date: c 1922. Exterior features include returned eaves forming gable pent roofs and a gabled, brick entry vestibule.
77. 321 is a frame, 2 story, gable roofed, L-shaped dwelling. Style: vernacular. Date: c 1923. It has wood shingle siding and the shed roof of its enclosed porch is a continuation of the main roof.

Glen Ridge Historic District, Essex County, NJ

78. 319 is a frame, 1-1/2 story, gambrel roofed dwelling. Style: vernacular Dutch Colonial. Date: c 1923. Exterior features include a glass enclosed entry stoop, returned eaves forming gable pent roofs, and shed dormers.
79. 317 is a frame, 1-1/2 story, gambrel roofed dwelling. Style: vernacular Dutch Colonial. Date: c 1923. Similar to its neighbors it has shed dormers, gable pent roofs and a glass enclosed entry stoop.

Linden Avenue, south side from Midland to Ridgewood Ave.

80. 150 is a frame 2-1/2 story, gable roofed dwelling. Style: vernacular. Date: c 1919. Exterior features include exposed rafter ends, an oriel window, wood shingle siding, and a glass enclosed entry stoop with segmentally arched pediment.
81. 154 is a frame, 2-1/2 story, gable roofed dwelling. Style: vernacular Colonial Revival. Date: c 1917. Exterior features include a box cornice with returns and frieze, clapboard siding, and a gabled entry stoop with Tuscan columns and pediment.
82. 160 is a brick and frame, 1-1/2 story, gambrel roofed dwelling. Style: vernacular Dutch Colonial. Date: c 1922. It has kicked overhanging eaves, shed dormers, and enclosed side porches.
83. 166 is a frame, 2-1/2 story, gable roofed dwelling with a narrower east wing. Style: vernacular. Date: c 1919. Its glass enclosed hip roofed entry stoop is flanked by oriel windows surmounted by pent roofs.
84. 176 is a frame, 2-1/2 story, gable roofed dwelling with gabled projecting bays flanking the central entry. Style: High Victorian. Date: c 1870. Elaborate porches on the middle level of each bay and at the entry have Moorish arched openings, chamfered square posts, and jig-saw cut ornament. Other exterior features include bracketed overhanging eaves, single and double 1/1 sash windows, and transomed entry with double doors. The frame, 1-1/2 story carriage house to the rear has a hoist gable with lattice ornamentation.
85. 186 is a frame, 2-1/2 story, gable roofed dwelling. Style: vernacular. Date: c 1918. Similar to 166 Linden, it has instead a flat roofed entry stoop and an enclosed side porch.
86. 190 is a frame, 2-1/2 story, gable roofed, T-shaped dwelling with gable end facing the street. Style: vernacular. Date: c 1865-1870. The exterior features a triangular pediment with diamond pane windows on the front gable, a U-shaped porch with Tuscan columns, and clapboard and wood shingle siding.
87. 200 is a frame, 2-1/2 story hip roofed dwelling. Style: vernacular. Date: c 1920. It has a hipped entry stoop, enclosed side porches, and clapboard siding.
88. 206 is a frame, 2-1/2 story hip roofed dwelling. Style: vernacular Colonial Revival. Date: c 1902. Among the exterior features are a gable dormer with Palladian window, box cornice with frieze, corner pilasters, 1/2 hexagonal bay windows, and an L-shaped porch with Tuscan columns.

Glen Ridge Historic District, Essex County, NJ

89. 214 is a frame, 2-1/2 story, gable roofed dwelling with a rear ell. Style: vernacular. Date: c 1919. Exterior features include a box cornice with returns, enclosed side porches, and wood shingle siding. The entry appears to have been altered.
90. 218 is a frame, 2 story, gable roofed dwelling with a lower and narrower east wing. Style: vernacular Colonial Revival. Date: c 1920. It has wood shingle siding and a side entry with entablature and flanking pilasters.
91. 220 is a frame, 2 story, gable roofed dwelling set perpendicularly to the street. Style: vernacular Colonial Revival. Date: c 1930. It is similar to its neighbor to the east.

Linden Avenue, north side from Ridgewood to Midland Ave.

92. 221 is a frame, 1-1/2 story, gable roofed dwelling with gable end facing the street and a lean-to on its west side. Style: vernacular. Date: c 1928. A brick chimney rises to the west of the gabled entry vestibule with broken scroll pediment.
93. 217 is a frame, 2 story, gable roofed dwelling. Style: vernacular Colonial Revival. Date: c 1924. It has clapboard siding and a central entry surmounted by a triangular pediment.
94. 215 is a frame, 2-1/2 story, gambrel roofed dwelling with a 2 story, 1/2 hexagonal bay window on the front surmounted by a gambrel gable. Style: vernacular Queen Anne. Date: c 1894. It has been altered with aluminum siding and the enclosure of the front porch.
95. The Linden Avenue School is a brick, 2 story, L-shaped, hip roofed structure with a gabled projecting entry bay centered on the front of the main block and modern appendage. Style: vernacular Colonial Revival/Jacobean Revival. Date: c 1911. The main entry is flanked by engaged Doric columns supporting a broken segmental pediment. Other features include brick quoins at the corners and rows of multi-pane windows with stone lintels and sills.
96. 185 is a frame, 1-1/2 story, gambrel roofed dwelling. Style: vernacular Dutch Colonial. Date: c 1920. Covered with aluminum siding, it has kicked overhanging eaves, shed dormers, and a gabled entry vestibule.
97. 171 is a frame, 2 story, hip roofed dwelling with an octagonal, ogee roofed tower at its southwest corner and a rear ell. Style: Queen Anne. Date: c 1892, possibly slightly earlier. Exterior features include an off center front gable with segmentally headed window; a box cornice with dentils, frieze, and returns; and entry with fanlight and sidelights; and a U-shaped porch with Ionic columns, turned balusters, and decorated pediment above the steps.
98. 163 is a frame, 2-1/2 story, gable roofed dwelling. Style: vernacular Colonial Revival. Date: c 1914. The massive, 2 story porticos on each gable with pediment, entablature, and large Tuscan columns are enclosed on each level. Among the other details are gable dormers, central entry with sidelights and transom, and clapboard, stucco, and brick siding.

Glen Ridge Historic District, Essex County, NJ

- NE 99. 159 is a frame, 1 story gable roofed dwelling with stone facing. Style: vernacular Cape Cod. Date: c 1935-50.
- NE 100. 155 is a frame, 1 story, gable roofed dwelling with brick facing. Style: vernacular Cape Cod. Date: c 1935-1950.
101. 151 is a frame, 2-1/2 story, gambrel roofed dwelling. Style: vernacular. Date: c 1919. Exterior features include a 2 story, enclosed porch on the west gable, a round headed entry, and clapboard and wood shingle siding.
102. 147 is a frame, 2-1/2 story, gable roofed dwelling, It has wood shingle siding, a shed dormer, and a pent roof across the front broken by the gabled entry stoop. Style: vernacular. Date: c. 1920.

Wells Court

- NE 103. 4 is a frame, 2 story, gable roofed dwelling with garage. Style: vernacular. Date: c 1964.
- NE 104. 8 is a frame, 2 story, gable roofed dwelling with garage. Style: vernacular. Date: c 1964.
105. 12 is a frame, 2 story, gable roofed dwelling with garage. Style: vernacular. Date: c 1964.
106. 16 is a frame, 2 story, hip and gable roofed dwelling with garage. Style: vernacular. Date: c 1964.

Hillside Avenue, east side from Washington Street to Linden Ave.

- NE 107. 29 is a frame, 1 story, gable roofed dwelling. Style: vernacular Cape Cod. Date: c 1950-60.
108. 23 is a frame, 1-1/2 story, hip roofed dwelling with garage. Style: vernacular, split level. Date: c 1950-60.
- NE 109. 21 is a frame, 1-1/2 story, hip roofed dwelling with garage. Style: vernacular, split level. Date: c 1950-60.
110. 19 is a frame, 1-1/2 story, gambrel roofed dwelling. Style: vernacular. Date: c 1907. Exterior details include kicked overhanging eaves, a large gambrel dormer, and a shed roofed porch. It has wood shingle siding above the stuccoed first floor.
111. 17 is a frame, 2-1/2 story, gable roofed dwelling. Style: vernacular. Date: c 1908. It has a box cornice returned on the shingled gable forming a pediment, a shingled dormer with pediment, a front porch with Tuscan columns, and asbestos siding.
112. 15 is a frame, 2-1/2 story, hip roofed dwelling. Style: vernacular. Date: c 1910. Exterior features include hip dormers, clapboard and wood shingle siding, and a front porch with Tuscan columns.
113. 13 is a frame, 2 story, gable roofed dwelling with gable end facing the street. Style: vernacular. Date: c 1908. The front gable has a Palladian window and a pent roof; the front porch has square posts with brackets. The house has been covered with asbestos siding.

114. 11 is a frame, 2-1/2 story, hip roofed dwelling. Style: vernacular. Date: c 1907. It has hip dormers, wood shingle siding, and a bay window above the screened front porch.
115. 9 is a frame, 2-1/2 story, hip roofed dwelling. Style: vernacular. Date: c 1906. Exterior features include hip dormers, an oriel window, and an enclosed front porch. It has been altered with asbestos siding.
116. 7 is a frame, 2 story, gable roofed dwelling with attached garage. Style: vernacular. Date: c 1960-70.

Hillside Avenue, west side from Linden to Washington Street.

117. 8 is a frame, 2-1/2 story, hip roofed dwelling. Style: vernacular. Date: c 1909. It has hip dormers, wood shingle and stucco siding, a gabled entry stoop with pediment and Tuscan columns, and a rectangular bay window.
118. 10 is a frame, 2-1/2 story, hip roofed dwelling. Style: vernacular. Date: c 1908. Similar to 8 Hillside, it has instead an enclosed side porch, a 2 story bay window on the front, and a front porch with Ionic columns.
119. 14 is a frame, 1-1/2 story, gambrel roofed dwelling. Style: vernacular. Date: c 1906. Exterior features include a large gambrel roofed front dormer, a smaller gable dormer, wood shingle and clapboard siding, and a shed roofed porch with paired Tuscan columns on pedestals.
120. 16 is a frame, 1-1/2 story, gable roofed dwelling with a 2 story rear profile. Style: vernacular. Date: c 1907. Exterior features include a large gable dormer with Palladian window and a recessed front porch with Tuscan columns. It has been altered with aluminum siding.
121. 18 is a frame, 2-1/2 story, gable roofed dwelling. Style: vernacular. Date: c 1907. It retains clapboard and wood shingle siding, gable dormers, and a box cornice with large dentils. The front porch has been removed.
122. 20 is a frame, 2-1/2 story, hip roofed dwelling. Style: vernacular. Date: c 1909. Exterior features include hip dormers, wood shingle and clapboard siding, an oriel window, and a front porch with Tuscan columns.
123. 22 is a frame, 2-1/2 story, hip roofed dwelling. Style: vernacular. Date: c 1909. Similar to 20 Hillside, it has instead a 2 story bay window surmounted by a gable on its south side.
124. 24 is a frame, 2-1/2 story, gambrel roofed dwelling with gable end facing the street. Style: vernacular. Date: c 1908. Exterior features include a 2 story bay window surmounted by a gambrel gable, returned eaves forming pent roofs, and enclosed L-shaped porch, and asbestos siding.
125. 26 is a frame, 2-1/2 story, hip roofed dwelling. Style: vernacular. Date: c 1909. Exterior features include hip dormers, wide overhanging eaves, wood shingle and clapboard siding, a front porch with Tuscan columns, and a bay window above the porch.

Glen Ridge Historic District, Essex County, NJ

126. 28 is a frame, 2-1/2 story, hip roofed dwelling. Style: vernacular. Date: c 1909. Resembling 26 Hillside, it has instead 2 bay windows above the front porch and Ionic columns on the porch.
127. 30 is a frame, 2-1/2 story, hip roofed dwelling. Style: vernacular. Date: c 1908. Unlike its similar neighbors to the west, its front porch has square posts on stuccoed pedestals.

Hawthorne Avenue, east side from Washington to Maolis Ave.

128. 177 is a frame, 2-1/2 story, hip roofed dwelling. Style: vernacular. Date: c 1909. Exterior features include hip dormers, wide overhanging eaves, a front porch with square posts, and clapboard siding.
129. 175 is a frame, 2-1/2 story, gambrel roofed dwelling with a large, gabled projecting bay on the front. Style: vernacular. Date: c 1889. The box cornice is returned to form a pediment on the front gable. Among the other features are a 2 story bay window on the side, wood shingle and clapboard siding, and a hipped entry stoop with Tuscan Columns,
130. 173 is a frame, 2-1/2 story, hip roofed dwelling. Style: vernacular. Date: c 1902. Its hip roofed front porch has Tudor arched openings and square posts.
- N* 131. 171 is a frame, 2-1/2 story, hip roofed dwelling. Two oriel windows project from the second floor front; the flat roofed porch has Tuscan columns.
132. 153 is a frame, 1-1/2 story, gambrel roofed dwelling. Style: vernacular. Date: c 1910. It has shed dormers, wood shingle and clapboard siding, and a porch with Tuscan Columns.
133. 151 is a frame, 1-1/2 story, gambrel roofed dwelling. Style: vernacular. Date: c 1910. It has shed dormers, wood shingle and clapboard siding, and a porch with Tuscan columns.
134. 149 is a frame, 2-1/2 story, hip roofed dwelling. Style: vernacular. Date: c 1911. The shed roof of its porch continues the slope of the main roof and is broken by a recessed, hip dormer.
135. 147 is a frame, 2 story, gable roofed dwelling with narrower south wing. Style: vernacular. Date: c 1920. The pent roof across the front is broken by the glass enclosed, gabled entry stoop.
136. 145 is a frame, 2-1/2 story, hip roofed dwelling with a gabled projecting bay on its south side. Style: vernacular. Date: c 1923. Exterior features include wood shingle siding and a gabled entry stoop with pediment and Tuscan columns on a closed balustrade.

Hawthorne Avenue, west side from Maolis to Washington Street.

137. The Freeman Gardens, occupying a large parcel on the southwest corner of Maolis and Hawthorne Avenues, contain a rich and varied landscape of formal and informal design. It was created in the 1920 ties by Ethelbert Furlong for the Freeman Family whose house stood to its west on Ridgewood Avenue. They were subsequently given to the Borough and are maintained by the Freeman Gardens Association.

Glen Ridge Historic District, Essex County, NJ

138. 146 is a frame, 2-1/2 story, gambrel roofed dwelling. Style: vernacular. Date: c 1905. Exterior features include gable dormers with pediments, a box cornice with returns, and a flat roofed porch with Tuscan columns.
139. 148 is a frame, 2 story, gable roofed dwelling with gable end facing the street. Style: Vernacular. Date: c 1920. It has a side entry with segmental pediment, clapboard siding, and a large multipane side window.
140. 150 is a frame, 1-1/2 story, clip-gable overhanging bay, a recessed porch with round posts, and wood shingle siding.
141. 152 is a frame, 2-1/2 story, mansard roofed dwelling. Style: vernacular. Date: c 1906. It has been altered with aluminum siding.
142. 154 is a frame, 1-1/2 story, gable roofed dwelling with a 2 story rear profile. Style: vernacular. Date: c 1929. It has clapboard siding, a shed dormer, and a recessed front porch.
143. 156 is a frame, 1-1/2 story, gambrel roofed dwelling. Style: vernacular Dutch Colonial. Date: c 1919. Exterior features include shed dormers, kicked overhanging eaves, and a gabled entry hood on brackets.
144. 164 is a frame, 1-1/2 story gable roofed dwelling with a smaller north wing. Style: vernacular. Date: c 1924. It has shed dormers, kicked eaves, and clapboard siding above the brick faced first floor.
145. 166 is a frame, 2-1/2 story, gambrel roofed dwelling with a lean-to on its south gable. Style: vernacular Colonial Revival. Date: c 1896. Exterior features include overhanging gables with Palladian windows, a bay window with roof balustrade, and clapboard siding.
146. 168 is a frame, 1-1/2 story, gambrel roofed dwelling. Style: vernacular Shingle. Date: c 1902. It has a shed dormer, a gable dormer with pediment, kicked eaves, a recessed porch with Tuscan columns, and wood shingle siding above the stuccoed first floor.
147. 170 is a frame, 2 story, gable roofed dwelling with a wing on its south gable. Style: vernacular Colonial Revival. Date: c 1916. Exterior features include overhanging eaves, clapboard siding, and a gabled entry stoop with segmentally arched opening and square piers.
148. 172 is a frame, 2 story, gable roofed dwelling with a wing on its south gable. Style: vernacular Colonial Revival. Date: c 1916. The twin of 170 Hawthorne, it has instead wood shingle siding.
149. 174 is a frame, 2 story, gable roofed dwelling with a narrower south wing. Style: vernacular Colonial Revival. Date: c 1923. The central entry has sidelights and a blind fanlight; the side wing has a 2 story portico.
150. 178 is a frame, 2 story, gable roofed dwelling with a narrower north wing. Style: vernacular Colonial Revival. Date: c 1935-50. Exterior features include an oriel window, a shed roofed porch, and clapboard siding.

Glen Ridge Historic District, Essex County, NJ

151. 180 is a frame, 1-1/2 story, gable roofed dwelling with gable end facing the street. Style: vernacular. Date: c 1925. It has shed dormers, a stone chimney centered on the front, a gabled entry vestibule, and aluminum siding.

Washington Street, south side from Ridgewood to Midland Avenue.

152. 316 is a frame, 2-1/2 story, dwelling with a mansard roof squaring out its L-shaped gable roof and a gable end facing the street. Style: High Victorian. Date: 1871-80. The exterior features include bracketed overhanging eaves; double, round headed, gable windows; a 2 story, 1/2 octagonal bay window; segmentally arched cornices above the second floor windows; and an L-shaped porch with brackets, posts, and turned balusters. A decorative frieze at the attic floor level separates the batten siding above it from the clapboard siding below it. At the back of the house is a frame, 1-1/2 story carriage house.

153. 304 is a frame and brick, 1-1/2 story, gambrel roofed dwelling with a small side wing. Style: vernacular Dutch Colonial. Date: c 1926. It has shed dormers, kicked overhanging eaves, and a gabled entry stoop.

154. 298 the Phineas J. Ward House, is a frame, 2-1/2 story, gable roofed, T-shaped dwelling with a polygonal, 3 story tower on the east side of the rear wing and several small appendages. Style: hybrid High Victorian/Colonial Revival. Date: c 1835-51 and 1875-85. The rear wing is thought to have been built first as a simple farmhouse. The north wing and features such as the bracketed overhanging eaves, the round headed and point arched windows with cornices, and the tower are the result of the later 19th century remodeling. The 2 story portico on the front is an early 20th century addition. The carriage house to the rear has a cupola.

155. 286 is a frame, 2-1/2 story, gable roofed dwelling with 1-1/2 story side wings. Style: vernacular Colonial Revival. Date: c 1907. Exterior features include a gable and shed dormer, overhanging eaves with returns, and an entry stoop with segmental pediment and Tuscan columns. It has been covered with aluminum siding.

- NE* 156. 280 is a frame, 1 story, gable roofed, L-shaped dwelling. Style: vernacular. Date: c 1956.

- NE* 157. 254 is a frame, 1 story, gable roofed dwelling. Style: vernacular. Date: c 1959.

- NE* 158. 250 is a frame, 1 story, gable roofed dwelling with attached garage. Style: vernacular. Date: c 1959.

- NE* 159. 246 is a frame, 1 story, gable roofed dwelling. Style: vernacular. Date: c 1955-60.

Washington Street, north side from Washington Place to Ridgewood Ave.

160. 223 is a frame, 2 story, gable roofed dwelling. Style: High Victorian. Date: c 1887. The house is covered with aluminum siding.

Glen Ridge Historic District, Essex County, NJ

161. 225 is a frame, 2-1/2 story, gable roofed, L-shaped dwelling with gable end facing the street. Style: High Victorian. Date: c 1887. Its notable feature is a covered balcony with turned posts and balusters projecting from the imbricated shingle clad front gable. Other details include imbricated roof slates, bargeboards, a gable dormer window with border of small stained glass panes, and an L-shaped porch.
162. 227 is a frame, 1-1/2 story gambrel roofed dwelling. Style: vernacular Dutch Colonial. Date: c 1923. It has shed dormers, clapboard siding, and a 1/2 enclosed porch.
163. 231 is a frame, 2-1/2 story, gable roofed dwelling. Style: vernacular. Date: c 1923. Covered with asbestos siding, it has a box cornice with returns and a gabled entry stoop.
164. 237 is a frame, 2 story, gable roofed dwelling with gable end facing the street and a gabled projection on its east side. Style: vernacular. Date: c 1889. Exterior features include a box cornice returned to form a gable pediment, clapboard and imbricated wood shingle siding, and an L-shaped porch with brackets, turned posts and balusters, and pediment over the steps.
165. 243 is a frame, 2-1/2 story, hip roofed dwelling with octagonal towers at its southwest and southeast corners. Style: Queen Anne. Date: c 1890. Exterior features include a gable dormer with pediment, a box cornice with dentils, clapboard and imbricated wood shingle siding, and a front porch with dentil cornice, Tuscan columns on pedestals, and triangular pediment over the steps.
166. 249 is a frame, 2-1/2 story, gable roofed, L-shaped dwelling with gable end facing the street. Style: vernacular. Date: c 1871-80. Aluminum siding obscures the original features and the L-shaped porch has been partially enclosed.
167. 271 is a frame, 1-1/2 story, gambrel roofed dwelling. Style: vernacular Dutch Colonial. Date: c 1929. It has an eyebrow dormer above the shed dormer, clapboard siding, and a shed porch with large Tuscan columns.
168. 273 is a frame, 2-1/2 story, hip roofed dwelling. Style: vernacular. Date: c 1907. Exterior features include overhanging eaves with exposed rafter ends, paired oriel windows on front, and a hip roofed entry stoop with stoop seats.
169. 285 is a frame, 2-1/2 story, gable roofed dwelling. Style: vernacular Colonial Revival. Date: c 1907. It has gable dormers, clapboard siding, a glass enclosed side porch, and an eared, semicircular entry hood on brackets.
170. 287 is a frame, 2-1/2 story, gambrel roofed dwelling with gable end facing the street. Style: vernacular. Date: c 1909. It has kicked overhanging eaves returned to form a pent roof on the front gable, a front porch with paired Tuscan columns on pedestals, and wood shingle siding.
171. 289 is a frame, 2 story, gable roofed, L-shaped dwelling with gable end facing the street. Style: vernacular. Date: c 1860-80. It has overhanging eaves, one double round headed gable window, clapboard siding, and a 1/2 octagonal bay window. The square posts and closed railing of the porch may be a later alteration.

Glen Ridge Historic District, Essex County, NJ

172. 295 is a frame, 2-1/2 story, hip roofed dwelling. Style: vernacular. Date: c 1904. Exterior features include gable dormers with pent roofs, wood shingle and clapboard siding, second floor bay windows, and a front porch with Tuscan columns and pediment over the steps.
173. 301 is a frame, 2-1/2 story, gable roofed dwelling. Style: Colonial Revival. Date: c 1908. It has gable dormers with Gothic sash windows, a box cornice with dentils and returns, stucco siding, and a gabled entry hood on consoles.

Washington Place, west side from south to north.

174. 2 is a frame, 2-1/2 story, gable roofed dwelling. Style: vernacular. Date: c 1915. Covered with aluminum siding, it has oriel windows flanking the central entry with gabled stoop.
175. 18 is a frame, 2-1/2 story, hip roofed dwelling. Style: vernacular. Date: c 1910. Among the exterior features are hip dormers, 2 story bay windows, wood shingle and clapboard siding, and a front porch with triangular pediment above the steps and Tuscan columns.
176. 20 is a frame, 2 story, gable roofed dwelling with gable end facing the street. Style: vernacular. Date: c 1909. Altered with asbestos siding and porch enclosure, it has a bracketed fan ornament in the front gable.
177. 22 is a frame, 2-1/2 story, gambrel roofed dwelling with gable end facing the street. Style: vernacular. Date: c 1909. Its two level front porch has square posts, closed railings, and round arched openings on the upper level. It has been covered with aluminum siding.
178. 24 is a frame, 2 story, gable roofed dwelling. Style: vernacular. Date: c 1912. It has been altered with aluminum and permastone siding and the enclosure of the front porch.
179. 26 is a frame, 2 story, gable roofed dwelling with gable end facing the street. Style: vernacular. Date: c 1912. It has been covered with aluminum siding.

Windsor Place, south side from Washington Place to Ridgewood Avenue.

180. 12 is a frame, 2-1/2 story, gambrel roofed dwelling with a round, conical roofed tower at its northeast corner. Style: Queen Anne. Date: c 1894. Broken by a gable dormer, a shed continuation of the main roof covers the front porch with paired Tuscan columns and closed railing. Other features include box cornices returned across overhanging gables, oriel windows, and wood shingle siding.
181. 14 is a frame, 2-1/2 story, gambrel roofed dwelling. Style: Queen Anne. Date: c 1894. Continuing the slope of the main roof the 1/2 enclosed shed porch roof is broken by a gable dormer with pediment and a larger, polygonal dormer. The house also has wood shingle siding and oriel windows supporting the overhanging east gable.
182. 16 is a frame, 2-1/2 story, hip roofed dwelling with a round cornered, square tower at its northeast corner. Style: Queen Anne. Date: c 1891.

Glen Ridge Historic District, Essex County, NJ

Exterior features include hip and eyebrow dormers, box cornice with dentils, wood shingle siding, and a screened front porch with square piers and closed railing.

183. 20 is a frame, 2-1/2 story, hip roofed dwelling with a round cornered, square tower at its northeast corner. Style: Queen Anne. Date: c 1891. Similar to 16 Windsor, it has instead a round ended, flat roofed porch with Tuscan columns.
184. 22 is a frame, 1-1/2 story, gambrel roofed dwelling. Style: vernacular Dutch Colonial. Date: c 1921. Exterior features include shed dormers, a box cornice with returns, and an enclosed, shed roofed porch.
185. 26 is a frame, 2-1/2 story, gable roofed dwelling with gable end facing the street. Style: vernacular Queen Anne. Date: c 1905-1910. It has a front gable pediment with Palladian window, box cornice with returns, wood shingle siding, and an L-shaped porch with square posts.
186. 30 is a frame, 2 story, gable roofed dwelling. Style: vernacular. Date: c 1920. Covered with asbestos siding it has an off center front gable, overhanging eaves with brackets, and a shed roofed porch with a gable over the steps.
- N* 187. 32 is a frame, 2 story, gable roofed dwelling with lower west wing with garage. Style: vernacular Colonial Revival. Date: c 1938.
- pl* 188. 40 is a frame, 1-1/2 story, gable roofed dwelling. Style: vernacular Cape Cod. Date: c 1935-50.
- N* 189. 64 is a brick, 1-1/2 story, gable roofed dwelling. Style: vernacular Colonial Revival. Date: c 1935-50.
- N* 190. 68 is a frame, 2 story, gable dwelling. Style: vernacular Colonial Revival. Date: c 1935.
191. 72 is a frame, 2-1/2 story, clip-gable roofed dwelling. Style: vernacular. Date: c 1908. Exterior features include overhanging eaves, an oriel window on brackets, wood shingle siding, and a bracketed, shed entry hood.
192. 74 is a frame, 2-1/2 story, gable roofed dwelling with gable end facing the street and a gabled, projecting bay on its east side. Style: vernacular High Victorian. Date: c 1891. The overhanging front gable with Palladian window and bargeboard is supported by brackets and a bay window. Other features include clapboard and imbricated wood shingle siding, double glass and panel doors, and an L-shaped porch.
193. 78 is a frame, 2 story, gable roofed, L-shaped dwelling with gable end facing the street. Style: vernacular. Date: c 1888. It has overhanging gables with pediments clapboard and imbricated wood shingle siding, a front porch with paired Tuscan columns, and a flared band of wood shingles at the second floor level.

Glen Ridge Historic District, Essex County, NJ

194. 82 is a frame, 2-1/2 story, hip roofed dwelling with small side wing. Style: vernacular. Date: c 1910-20. Exterior features include stuccoed siding and a chimney centered on the front.

Windsor Place, north side from Ridgewood Avenue.

195. 87 is a frame, 1-1/2 story, gable roofed dwelling with attached garage wing, stone facing on the first floor front, and screened side porch. Style: vernacular Colonial Revival. Date: c 1930-40.
196. 83 is a frame, 2-1/2 story, hip roofed dwelling with gabled projections on each side. Style: vernacular Shingle style. Date: c 1880-90. Clad in wood shingles, it has a gable with bay window breaking the front slope of the roof and a hip roofed front porch.
197. 79 is a frame, 2-1/2 story, gable roofed dwelling with gable end facing the street. Style: vernacular. Date: c 1909. Exterior features include wood shingle and clapboard siding, a recessed porch on one corner of the second floor, and a partially enclosed front porch.
198. 75 is a frame, 2-1/2 story, gable roofed dwelling with a conical roofed tower at its southwest corner. Style: vernacular Queen Anne. Date: c 1890. It has been altered with aluminum siding and the remodeling of the front porch.
199. 73 is a frame, 2-1/2 story, hip roofed dwelling with gabled projections on each side. Style: vernacular Queen Anne. Date: c 1894. Its notable feature is a large gable dormer incorporating a recessed porch with segmental headed opening and squat columnettes. It also has wood shingle and clapboard siding and an L-shaped porch.
200. 71 is a frame, 2-1/2 story, gable roofed dwelling. Style: vernacular. Date: c 1896. To the west of the entry is a small, 2 story 1/2 hexagonal projecting bay. Other features include wood shingle and clapboard siding and an oriel window.
201. 69 is a frame, 2-1/2 story, gable roofed dwelling. Style: vernacular. Date: c 1924. Exterior features include a shed dormer, clapboard siding, and a flat roofed entry stoop with Tuscan columns.
202. 67 is a frame, 2 story, gable roofed dwelling with a narrower east wing. Style: vernacular. Date: c 1929. It has clapboard siding and a gabled entry stoop.
203. 29 is a brick and frame, 2 story, gable roofed dwelling. Style: Queen Anne. Date: c 1887. The off center, overhanging front gable is supported by a two story bay window; the side gable by a recessed porch. A continuation of the main roof, the shed roof of the enclosed porch is broken by a polygonal turret clad with imbricated shingles.
204. 25 is a frame, 2-1/2 story, hip roofed dwelling. Style: vernacular. Date: c 1910. Covered with aluminum siding, it has an L-shaped, stuccoed porch with segmentally arched openings and square piers.

Glen Ridge Historic District, Essex County, NJ

205. 21 is a frame, 2 story, gambrel roofed dwelling. Style: Queen Anne. Date: c 1887. The tripart, gable wall dormer on front has a projecting center window on brackets. Other features include a large gambrel gable on front with Palladian window, box cornice returned to form gable pediments, and clapboard and imbricated wood shingle siding.
206. 17 is a brick and frame, 2 story, gable roofed dwelling with gable end facing the street and a small turret rising from the bevelled southwest corner. Style: Queen Anne. Date: c 1887. The gabled projection on front has a bracketed pediment and an oriel window. Other features include wood shingle siding and a flat roofed front porch.
207. 15 is a frame 2-1/2 story, hip roofed dwelling. Style: vernacular. Date: c 1908. Covered with aluminum siding, it has a front porch with paired Tuscan columns on pedestals.
208. 13 is a frame, 2-1/2 story, gable roofed dwelling. Style: vernacular. Date: c 1909. The exterior features a gable dormer with segmentally arched opening supported by columns, a box cornice with dentils, and a front porch with segmentally arched openings carried by short columns on pedestals.
209. 9 is a brick and frame, 1-1/2 story, gable roofed dwelling. Style: vernacular. Date: c 1929. It has a shed dormer on front broken by a brick faced gable and a gabled, brick vestibule with stone outlined, round headed entry.

Appleton Road, south side.

210. 7 is a frame, 2-1/2 story, hip roofed dwelling, Style: vernacular. Date: c 1911. It has hip dormers, clapboard and stucco siding, and a front porch with square posts.
211. 9 is a frame, 2-1/2 story gable roofed dwelling with a narrower west wing. Style: vernacular. Date: c 1917. Open timber work decorates the gables of its dormer, bay window, and entry vestibule.
212. 11 is a frame, 1-1/2 story, gambrel roofed dwelling. Style: vernacular. Date: c 1917. It has a shed dormer surmounted by an eyebrow dormer, clapboard siding, and a recessed corner porch.
213. 21 is a frame, 2-1/2 story, gable roofed dwelling with gable end facing the street and a shed continuation of the main roof covering the glass enclosed, side porch. Style: vernacular. Date: c 1911. It has gable and shed dormers, clapboard and stucco siding, and a gabled entry stoop.
214. 25 is a frame 2 story, low hip roofed dwelling. Style: vernacular. Date: c 1919. Exterior features include clapboard siding, a gabled entry stoop, and an enclosed side porch.
215. 27 is a frame, 1-1/2 story, gable roofed dwelling. Style: vernacular. Date: c 1919. Exterior features include a shed dormer surmounted by an eyebrow dormer, a gabled entry stoop, and clapboard siding.
216. 29 is a frame, 1-1/2 story, gambrel roofed dwelling with a two story rear profile. Style: vernacular. Date: c 1916. It has a shed dormer and a recessed center entry.

Glen Ridge Historic District, Essex County, NJ

217. 31 is a frame, 2-1/2 story, hip roofed dwelling. Style: vernacular. Date: c 1912. It has overhanging eaves with paired brackets and a front porch with paired Tuscan columns on a closed railing.
218. 33 is a frame, 2-1/2 story, hip roofed dwelling. Style: vernacular. Date: c 1911. Covered with asbestos siding, it has an L-shaped porch with Tuscan columns.
219. 35 is a frame, 2 story, gable roofed dwelling with a narrower side wing. Style: vernacular. Date: c 1919. The pent roof across the front at the second floor level is broken by the gabled entry stoop.

Appleton Road, north side from Hillside Avenue east.

220. 36 is a frame, 2-1/2 story, gable roofed dwelling. Style: vernacular Colonial Revival. Date: c 1915. It has a shed dormer, a gabled entry stoop with Tuscan columns and clapboard siding.
221. 34 is a frame, 2 story, gable roofed dwelling. Style: vernacular. Date: c 1921. It has clapboard siding and a shed entry hood on brackets.
222. 32 is a frame, 2 story, gable roofed dwelling. Style: vernacular. Date: c 1913. It has wood shingle siding and shallow bay windows above the shed roofed porch.
223. 30 is a frame, 2 story, gable roofed dwelling with a 1-1/2 story rear profile. Style: vernacular Colonial Revival. Date: c 1919. Exterior features include a box cornice with returns, clapboard siding, and a gabled entry stoop with square posts.
224. 28 is a frame, 2-1/2 story, gable roofed dwelling. Style: vernacular Colonial Revival. Date: c 1919. Exterior features include clapboard siding, an eyebrow dormer, and a gabled entry stoop with pediment.
225. 26 is a frame, 2 story, gable roofed dwelling. Style: vernacular. Date: c 1922. Resembling its preceding neighbors, it has instead a shed roofed entry stoop.
226. 24 is a frame, 2-1/2 story, gable roofed dwelling. Style: vernacular. Date: c 1910-20. It has a shed dormer, a two story bay window on the side, and clapboard siding.
227. 22 is a frame, 2-1/2 story, gable roofed dwelling. Style: vernacular. Date: c 1912. Exterior features include gable dormers, clapboard siding, and a pent roof covering the oriel window and the entry stoop.
228. 20 is a frame, 2-1/2 story, clip-gable roofed dwelling with gable end facing the street and a lean-to extension on its east side. Style: vernacular Tudor Revival. Date: c 1913. It has overhanging eaves, stucco and 1/2 timber and clapboard siding, and a shed entry hood on brackets.
229. 18 is a frame, 2-1/2 story, gable roofed dwelling. Style: vernacular. Date: c 1913. It has overhanging eaves with returns, second floor bay windows, and a glass enclosed, shed roofed porch.

Glen Ridge Historic District, Essex County, NJ

230. 16 is a frame, 2-1/2 story, hip roofed dwelling. Style: vernacular. Date: c 1911. Exterior features include hip dormers, wood shingle and stucco siding, and a front porch with Tuscan columns.
231. 14 is a frame, 2-1/2 story, gambrel roofed dwelling. Style: vernacular. Date: c 1912. Exterior details include gable dormers with pediments, kicked overhanging eaves returned across the gables, and wood shingle and clapboard siding.

Appleton Place, south side from Hillside west.

232. 4 is a frame, 2 story, gable roofed dwelling. Style: vernacular. Date: c 1913. Exterior features include overhanging eaves, wood shingle siding, and a pent roof across the second floor front broken by the gabled entry hood.
233. 10 is a frame, 1-1/2 story, gambrel roofed dwelling. Style: vernacular Dutch Colonial. Date: c 1913. It has clapboard siding; bracketed, kicked overhanging eaves; and a shed dormer surmounted by an eyebrow dormer.
234. 16 is a frame, 2-1/2 story, gable roofed dwelling with an enclosed, gabled side porch. Style: vernacular. Date: c 1913. Exterior features include overhanging eaves with exposed rafter ends, clapboard siding, and a flat roofed entry stoop.
235. 22 is a frame, 2-1/2 story, gambrel roofed dwelling. Style: vernacular. Date: c 1897. Extensive renovations have resulted in the removal of the tower and the front porch and in the application of aluminum siding.
236. 26 is a frame, 2-1/2 story gable roofed dwelling with gable end facing the street. Style: vernacular. Date: c 1898. Clad in asbestos siding, it has hip dormers, overhanging eaves and gables, a 2 story, 1/2 polygonal bay window, and an L-shaped porch with Tuscan columns on a closed railing.
237. 30 is a frame, 2 story, gable roofed dwelling. Style: vernacular Queen Anne. Date: c 1891. Broken by a hip dormer and a larger gable dormer with denticulated pediment, a shed continuation of the main roof covers the front porch. The house also has a Palladian gable window and wood shingle and clapboard siding.
238. 34 is a frame, 2 story, gable roofed dwelling. Style: vernacular Queen Anne. Date: c 1891. The twin of 30 Windsor Place, it lacks the Palladian window and has been covered in part with aluminum siding.

Appleton Place, north side.

239. 29 is a brick, 2 story, hip roofed dwelling. Style: vernacular Colonial Revival. Date: c 1923. Exterior features include side porches, a box cornice, and a gabled entry stoop.
240. 27 is a frame, 2-1/2 story, gable roofed dwelling with a round cornered, square tower at its southeast corner. Style: Queen Anne. Date: c 1892. It has been covered with aluminum siding above the clapboarded first floor.

Glen Ridge Historic District, Essex County, NJ

241. 25 is a frame, 2-1/2 story, gable roofed dwelling with gable end facing the street. Style: vernacular. Date: c 1890. It has gable wall dormers, wood shingle and clapboard siding, and a hip roofed porch with square posts. The front gable pediment has been covered with asbestos siding.
242. 19 is a frame, 2-1/2 story, gable roofed dwelling. Style: vernacular Queen Anne. Date: c 1892. It has hip dormers, a box cornice, a hip roofed projection above a bay window on front, and a round ended porch with Tuscan columns. A notable feature is the upward turning of the shingle courses at the corners of the house.
243. 15 is a frame, 2-1/2 story, gable roofed dwelling with lower east wing. Style: vernacular. Date: c 1913. Exterior features include wood shingle siding, an off-center front gable, a shed dormer, and a shed roofed entry stoop.
244. 3 is a frame, 2-1/2 story, gable roofed dwelling. Style: vernacular. Date: c 1913. Covered with aluminum siding, it has a box cornice with returns, an enclosed side porch, and an eared, semicircular entry hood on brackets.

Hillside Avenue, west side from Appleton Place to Washington Street.

245. 58 is a frame, 2-1/2 story, gable roofed dwelling. Style: vernacular. Date: c 1890. A 2 story bay window on front is surmounted by a balcony that fronts a gable dormer. Alterations include aluminum siding.
246. 56 is a frame, 1-1/2 story, gable roofed dwelling with gable end facing the street and a small, gabled projection on front. Style: vernacular. Date: c 1927. It has wood shingle siding, shed dormers, and entry with broken scroll pediment.
247. 54 is a frame, 2-1/2 story, gable roofed dwelling. Style: Shingle/Queen Anne. Date: c 1880-90. Exterior features include gables with horizontal bands of windows, gable pent roofs, wood shingle siding, a 2 story bay window, and an L-shaped porch with turned posts and balusters. The small carriage house has a gable with a lunette window.
248. 48 is a frame, 1-1/2 story, gable roofed dwelling with garage. Style: vernacular, split level. Date: c 1956.
249. 46 is a frame, 1-1/2 story, hip roofed dwelling with garage. Style: vernacular, split level. Date: c 1950-60.
250. 42 is a frame, 2-1/2 story, gable roofed dwelling with a small, gabled projection on its north gable. Style: vernacular. Date: c 1908. Exterior features include stucco siding, gable dormers flanking an eyebrow dormer, windows with flower boxes flanking a shallow oriel window, and shed roofed bay windows flanking the hipped entry stoop with brackets and square piers.

Glen Ridge Historic District, Essex County, NJ

251. 38 is a frame, 2-1/2 story, hip roofed dwelling. Style: vernacular Colonial Revival. Date: c 1910. It has wood shingle and clapboard siding; wide, bracketed eaves; and enclosed side porch; and bay windows flanking the entry with fanlight, pediment, and flanking pilasters. A two story hip roofed carriage house stands to the rear.
252. 34 is a frame, 2-1/2 story, hip roofed dwelling with gabled projections on the front and south side. Style: vernacular. Date: c 1882. Exterior features include gable bargeboards, clapboard siding, a screened side porch, and a bay window.

Hillside Avenue, east side from Washington St. to Clark Street.

- ne* 253. 33 is a frame, 2 story, gable roofed dwelling. Style: vernacular, bi-level. Date: c 1965-75.
- ne* 254. 35 is a frame, 2 story, hip roofed dwelling with garage. Style: vernacular, bi-level. Date: c 1965-75.
255. 39 is a frame, 2 story, gable roofed, L-shaped dwelling with gable end facing the street and a shed roofed extension on its south side. Style: vernacular. Date: c 1871-87. Among the original features are jigsaw cut work at the gable peaks, segmentally arched window cornices, and a bay window; alterations include asbestos siding and the removal of the porch.
256. 43 is a frame, 2 story, gable roofed dwelling. Style: vernacular Shingle/Queen Anne. Date: c 1889. On the front a two story, 1/2 hexagonal bay window is surmounted by a bracketed gable with projecting window and hood. Other features include a shed continuation of the main roof, broken by a shed dormer, covering the front porch and clapboard and wood shingle siding.
257. 47 is a frame, 2-1/2 story, gable roofed dwelling. Style: Queen Anne. Date: c 1886. Exterior features include gable pediments with decorative shingles and window trim, clapboard and wood shingle siding, a 2 story bay window surmounted by a large gable dormer, an L-shaped porch with square posts, and small enclosed porch above the main entrance.
258. 53 is a frame, 2-1/2 story, gable/hip roofed dwelling with gable end facing the street and shed roofed appendages. Style: vernacular Colonial Revival. Date: c 1887. It has clapboard siding, a box cornice with returns, and a Palladian window in the front gable. A later remodeling apparently resulted in the removal of the front porch and in the present entry.
259. 57 is a frame, 2-1/2 story, gable roofed dwelling with a gabled projection on the front. Style: Tudor Revival. Date: c 1897. Broken by a gable dormer with balcony, a shed continuation of the main roof covers the front porch. Other features include kicked eaves returned to form gable pediments, 1/2 timber and stucco siding, an enclosed porch at one end, and a portecochere on the other. Architect: Carrere and Hastings.

Glen Ridge Historic District, Essex County, NJ

260. 59 is a frame, 2-1/2 story, gable roofed dwelling with gable end facing the street. Style: vernacular Queen Anne. Date: c 1888. Covered with aluminum siding, it has a bay window surmounted by an overhanging gable on front, an L-shaped porch with turned posts and balusters, a second floor level pent roof, and gable dormers.
261. 61 is a frame, 2-1/2 story, gable roofed dwelling with gable end facing the street. Style: vernacular Queen Anne. Date: c 1888. Similar to 59 Hillside, it has instead a mullioned window on the front above the large gable over the front steps. It was covered with asbestos siding.
262. 63 is a frame, 2-1/2 story, gable roofed dwelling with gable end facing the street. Style: vernacular Queen Anne. Date: c 1888. The twin of 61 Hillside, it has retained the original wood shingle and clapboard siding.
263. 69 is a frame, 2 story, hip roofed dwelling. Style: vernacular. Date: c 1915. Exterior features include overhanging eaves with exposed rafter ends, clapboard siding, and a round arched entry hood on consoles.
264. 77 is a frame, 2 story, gable roofed, L-shaped dwelling with gable end facing the street. Style: vernacular Italianate. Date: c 1871-80. Original features include the box cornice with returns and brackets, the round headed gable window, and 2/2 sash windows with louvered blinds. The gabled entry stoop replaces the original porch.
265. 85 is a frame, 2-1/2 story, gable roofed dwelling. Style: vernacular Queen Anne. Date: c 1888. Exterior features include gable dormers, two story bay windows on the south gable, clapboard siding, and a hip roofed porch with turned posts. The 1-1/2 story carriage house has a clip gable roof.
266. 89 is a frame, 2 story, gable roofed dwelling with gable end facing the street. Style: vernacular Queen Anne. Date: c 1886. Among the exterior features are a two story, octagonal-ended projection on the front; a gabled oriel window supported by brackets on the side; clapboard siding, and an L-shaped porch with turned posts. A two story, frame carriage house stands to the rear.

Clark Street, south side from Hillside Avenue to Thomas Street.

267. 70 is a frame, 2 story, gable roofed dwelling with a two story side wing. Style: vernacular. Date: c 1888. Covered with aluminum siding, it has an imbricated slate roof and an oriel window on its west gable.
268. 66 is a frame, 2 story, gambrel roofed dwelling with a bevel-cornered, pumpkin-domed tower at its northeast corner. Style: Queen Anne. Date: c 1886. The notable feature is its recessed, fieldstone faced porch with round arched openings outlined with ashlar voussoirs. Fieldstone was also used for the base of the tower and the pedestals of the gabled side porch. The house has been covered with asbestos siding.

Glen Ridge Historic District, Essex County, NJ

269. 64 is a frame, 2 story, gambrel roofed dwelling with a bevel-cornered, pumpkin-domed tower at its northeast corner. Style: Queen Anne. Date: c 1886. The twin of 66 Clark, it has instead clapboard siding and Tuscan columns on its side porch.
270. 62 is a frame, 1-1/2 story, gambrel roofed dwelling. Style: vernacular Dutch Colonial. Date: c 1924. Covered with aluminum siding, it has shed dormers and an enclosed, gabled entry stoop.
271. 60 is a frame, 2-1/2 story, gambrel roofed dwelling with gable end facing the street. Style: vernacular. Date: c 1908. Covered with aluminum siding, it has kicked eaves with returns, a shed dormer, and a front porch with Tuscan columns.
272. 58 is a frame, 2 story, gable roofed dwelling with gable end facing the street. Style: vernacular. Date: c 1905. The twin of 60 Clark, it lacks the shed dormer.
273. 56 is a frame, 1-1/2 story, gable roofed dwelling with a two story rear profile. Style: vernacular. Date: c 1899. Exterior features include a large, gable dormer with round headed window, a front porch with square posts, and asbestos siding.
274. 54 is a frame, 1-1/2 story, gambrel roofed dwelling. Style: vernacular. Date: c 1901. Among the exterior features are a large gambrel and a small shed dormer, kicked eaves, an oriel window, and a recessed corner porch with round arched openings. It has been covered with aluminum siding.
275. 52 is a frame, 2-1/2 story, gable roofed dwelling. Style: vernacular. Date: c 1905. Exterior features include hip dormers, overhanging eaves, and wood shingle siding.

Thomas Street.

276. 192 is a frame, 1-1/2 story, mansard roofed dwelling. Style: vernacular Second Empire. Date: c 1890. The gable dormers, the bracketed box cornice, and the bay window are original; an oriel window has been added and the front porch removed.
277. 194 is a frame, 1-1/2 story, gambrel roofed dwelling. Style: vernacular. Date: c 1928. It has a gable dormer above its shed dormers, clapboard siding, and an enclosed porch.
278. 196 is a frame, 2 story, gable roofed dwelling with gable end facing the street. Style: vernacular. Date: c 1903. Covered with asbestos siding, it has an enclosed front porch and a bay window on the side.
279. 198 is a frame, 2-1/2 story, gable roofed dwelling. Style: vernacular. Date: c 1913. Exterior features include wood shingle and clapboard siding, a shed dormer, and a box cornice returned to form a gable pediment.

Glen Ridge Historic District, Essex County, NJ

280. 200 is a frame, 1-1/2 story, gambrel roofed dwelling. Style: vernacular. Dutch Colonial. Date: c 1924. The front porch enclosure has been altered.
281. 202 is a frame, 1-1/2 story, gable roofed dwelling with gable end facing the street. Style: vernacular. Date: c 1890. It has clapboard siding, overhanging eaves, and a flat roofed porch with turned posts and balusters.

Clark Street, north side from Hillside Avenue to railroad.

282. 67 is a frame, 2 story, gambrel roofed dwelling with a round, conical roofed tower on its west side. Style: vernacular Queen Anne. Date: c 1890. Broken by a hip dormer, a shed continuation of the main roof covers the front porch. Asbestos siding has been applied to the walls.
283. 65 is a frame, 2-1/2 story, gable roofed dwelling with a one story rear wing. Style: vernacular. Date: c 1875-88. Covered with asbestos siding, it has gable dormers and a shed roofed porch with jigsaw cut work.
284. 61 is a frame, 2-1/2 story, gable roofed dwelling with a rear wing. Style: vernacular. Date: c 1875-88. The twin of 65 Clark, it has retained its clapboard siding.
285. 57 is a frame, 2 story, gable roofed dwelling with gable end facing the street and a hip roofed side wing. Style: vernacular. Date: c 1889. It has been covered with aluminum siding; the gabled entry stoop is a later replacement.
286. 53 is a frame, 2 story, gable roofed dwelling with gable facing the street and a hip roofed side ell. Style: vernacular. Date: c 1889. It has a shed roofed front porch and clapboard siding.
287. 51 is a frame, 2-1/2 story, gable roofed dwelling. Style: vernacular. Date: c 1920. Exterior features include wood shingle siding, a box cornice with returns, and an enclosed, shed roofed porch.
288. 49 is a frame, 2-1/2 story, hip roofed dwelling. Style: vernacular. Date: c 1903. It has been altered with aluminum siding and enclosure of the porch.
289. 45 is a frame, 2-1/2 story, hip roofed dwelling. Style: vernacular. Date: c 1906. It has been covered with aluminum siding.*

Clark Street, west side from Bloomfield Ave. to the railroad.

290. 3 is a frame, 2-1/2 story, gable roofed dwelling with gable end facing the street. Style: vernacular. Date: c 1906. Altered with aluminum siding, it has a hip dormer, a box cornice with returns, and a front porch with Tuscan columns and pediment over the steps.
291. 7 is a frame, 1-1/2 story, gambrel roofed dwelling. Style: vernacular. Date: c 1913. Clad with asbestos and stucco siding, it has a large, double gable dormer and an enclosed, gable roofed porch.

*The top 1-1/2 story, built in 1892, was moved from the southwest corner of Bloomfield and Ridgewood Avenue and incorporated into this building.

Glen Ridge Historic District, Essex County, NJ

292. 11 is a frame, 2 story, gable roofed dwelling with gable end facing the street and a gambrel gable, north profile. Style: vernacular. Date: c 1907. It has clapboard and wood shingle siding.
293. 15 is a frame, 2-1/2 story, gable roofed dwelling. Style: vernacular. Date: c 1912. Exterior features include wood shingle siding, a box cornice returned to form a gable pediment, and a shed dormer.
294. 17 is a frame, 1-1/2 story, gambrel roofed dwelling. Style: vernacular. Date: c 1913. The twin of 7 Clark Street, it has instead wood shingle siding and a hip roofed porch.
295. 19 is a frame, 2-1/2 story, gable roofed dwelling. Style: vernacular. Date: c 1919. Exterior features include a shed dormer, wood shingle siding, and a screened, shed roofed porch.
296. 21 is a frame, 2-1/2 story, gable roofed dwelling. Style: vernacular. Date: c 1919. Similar to 19 Clark, it has instead a gable dormer and has been covered with asbestos siding.

Clark Street, east side from Bloomfield Ave. to the railroad.

297. 2 is a frame, 2-1/2 story, gable roofed dwelling. Style: vernacular. Date: c 1910-20. Exterior features include a gable wall dormer, wood shingle siding, and a shed roofed porch.
298. 4 is a frame, 2-1/2 story, gable roofed dwelling. Style: vernacular. Date: c 1915. It has a shed dormer, wood shingle siding, and a shed roofed porch.
299. 6 is a frame, 2-1/2 story, gable roofed dwelling with gable end facing the street. Style: vernacular. Date: c 1911. Double bay windows above the front porch support the gable pediment formed by the return of the overhanging eaves.
300. 8 is a frame, 2-1/2 story, gable roofed dwelling. Style: vernacular. Date: c 1912. It has wood shingle siding, a shed dormer, and a shed roofed porch.
301. 10 is a frame, 2-1/2 story, gambrel roofed dwelling with gable end facing the street. Style: vernacular. Date: c 1912. Aluminum siding has been applied above the stuccoed first floor.
302. 12 is a frame, 2-1/2 story, gambrel roofed dwelling. Style: vernacular. Date: c 1911. It has hip dormers and a front porch with Tuscan columns; permastone covers the first floor.
303. 14 is a frame, 2-1/2 story, gambrel roofed dwelling with gable end facing the street. Style: vernacular. Date: c 1909. New batten siding has been applied above the first floor.

Glen Ridge Historic District, Essex County, NJ

304. 22 is a frame, 2-1/2 story, gable roofed dwelling. Style: vernacular. Date: c 1914. It has a shed dormer and a hip roofed porch with square posts on a closed railing.
305. 24 is a frame, 2 story, gable roofed dwelling with gable end facing the street. Style; vernacular. Date: c 1914. Covered with aluminum siding, it has a gabled bay window above its enclosed, shed roofed porch.
306. 26 is a frame, 1-1/2 story, gambrel roofed dwelling. Style: vernacular Dutch Colonial. Date: c 1930. Exterior features include a shed roofed porch with Tuscan Columns, shed dormers, and aluminum siding.
307. 28 is a frame, 1-1/2 story, gable roofed dwelling. Style: vernacular. Date: c 1925. Covered with aluminum siding, it has a gable dormer and a recessed, corner porch.

Bloomfield Avenue, south side from corporate line to Hillside Avenue.

308. 680 is a frame, 2-1/2 story, gable roofed dwelling. Style: vernacular. Date: c 1900-06. Among the exterior features are clapboard siding; a two story, 1/2 polygonal bay window; a bracketed cornice; and an L-shaped, glass enclosed porch.
309. 710, the Grand Union Super Market, is steel frame, one story, flat roofed structure. Style: vernacular International. Date: c 1954. It has a plate glass front with tiled parapet.
310. 728, the Matchless Metal Company, is a brick 2 story, gabled roofed factory building on a stone foundation with one story, side wings and a tall, tapered, brick chimney stack. Style: vernacular. Date: c 1897-1915. The main block has recessed, segmentally arched window bays; one of its facades has been modernized. The last of the industrial buildings that once lined Toney's Brook, this building was erected on the site of the early Bromley Mill by the Power Manufacturing Co. who are said to have made bicycle chains.

Hillside Avenue, east side from Bloomfield Avenue to Clark Street.

311. 139 is a frame, 2-1/2 story, gable roofed dwelling with gable end facing the street and a flat-roofed side wing with pitched overhang. Style: vernacular Tudor Revival. Date: c 1909. Covered with aluminum siding, it retains stucco and 1/2 timber facing on the front gable.
312. 135 is a frame, 2-1/2 story, hip roofed dwelling. Style: vernacular. Date: c 1909. Exterior features include hip dormers, clapboard siding, and a front porch with triangular pediment over the steps.
313. 131 is a frame, 2-1/2 story, gable roofed dwelling. Style: vernacular. Date: c 1909. Among its exterior features are wood shingle siding, hip dormers, and overhanging eaves returned to form gable pent roofs.

Glen Ridge Historic District, Essex County, NJ

314. 127 is a frame, 2-1/2 story, hip roofed dwelling. Style: vernacular. Date: c 1909. Covered with asbestos siding, it has a large gable dormer with Palladian window and a porch with Tuscan columns on pedestals.
315. 123 is a frame, 2-1/2 story, gable roofed dwelling with gable end facing the street. Style: vernacular. Date: c 1909. It has a gable dormer, an L-shaped porch with square posts, and asbestos siding above the stuccoed first floor.
316. 117 is a frame, 2 story, gable roofed dwelling with gable end facing the street and a gabled projection on its south side. Style: vernacular. Date: c 1887. Covered with asbestos siding, it has a second floor bay window and an L-shaped porch.
317. 113 is a frame, 2-1/2 story, gable roofed dwelling with gable end facing the street and a double gabled ell on its south side. Style: vernacular Queen Anne. Date: c 1886. Exterior features include a recessed bay window with Palladian-like window; a two story, projecting bay on the east side; and an L-shaped porch surmounted by a small gabled porch with lattice frieze. It has been covered with aluminum siding.
318. 109 is a frame, 2-1/2 story, gable roofed dwelling with gable end facing the street and a double gabled ell on its north side. Style: vernacular Queen Anne. Date: c 1886. The twin of 113 Hillside, it has retained its clapboard and imbricated woodshingle siding.
319. 105 is a frame, 2 story, gable roofed dwelling with gable end facing the street and a gabled, clip-cornered projection on its south side. Style: vernacular Queen Anne. Date: c 1887. Carried up the full height of the front gable, a shallow projecting bay is decorated with stick work on the attic level. Other features include imbricated wood shingle and clapboard siding and an L-shaped porch with Tuscan columns.
320. 101 is a frame, 2-1/2 story, gable roofed dwelling with gable end facing the street. Style: vernacular Queen Anne. Date: 1884. Exterior features include overhanging eaves with corner brackets, a shallow bay window surmounted by a gable dormer on the side, a shed roofed porch with turned posts, twin bay windows extending the height of the front gable, and clapboard and wood shingle siding.

Hillside Avenue, west side from Bloomfield Ave. to Appleton Place.

321. 140 is a frame, 2 story, gable roofed, L-shaped dwelling with gable end facing the street and a rear wing. Style: vernacular Queen Anne. Date: 1893. The front and side gables are overhanging at the attic and second floor levels. Surmounted by a second floor appendage, the partially recessed front porch has projecting rafter ends, square posts, and cobble stone base and steps.
322. 134 is a frame, 2 story, gable roofed dwelling with gable end facing the street. Style: vernacular Colonial Revival. Date: c 1922. Exterior features include clapboard siding, a box cornice with returns, an enclosed porch on the front gable, and an enclosed, gabled entry stoop on the east side.

Glen Ridge Historic District, Essex County, NJ

323. 132 is a frame, 1-1/2 story, gambrel roofed dwelling. Style: vernacular Dutch Colonial. Date: c 1923. It has shed dormers, overhanging eaves, and gable pent roofs.
324. 122 is a frame, 1-1/2 story, gambrel roofed dwelling with a rear wing. Style: vernacular Dutch Colonial. Date: c 1915. Exterior features include enclosed side porches, clapboard siding, and shed dormers.
325. 116 is a frame, 2 story, gable roofed dwelling. Style: vernacular. Date: c 1923. It has wood shingle siding and a pent roof on front at the second floor level broken by the gable roofed entry stoop.
326. 114 is a frame, 2-1/2 story, gable roofed dwelling. Style: vernacular. Date: c 1915. It has stucco siding and a gabled entry hood on brackets.
327. 110 is a frame, 2-1/2 story, gable roofed, L-shaped dwelling with gable end facing the street. Style: High Victorian. Date: c 1871-80. Exterior features include bracketed bargeboards, segmentally arched window cornices, gable dormers, and a front porch with bracketed cornice, square posts, and jigsaw cut trim. It has been covered with aluminum siding.
328. 102 is a frame, 2-1/2 story, hip roofed dwelling with an octagonal, conical roofed tower on its south side, a gabled projection on its front, and a rear appendage. Style: Queen Anne. Date: c 1886. The tower has a corbelled third level, a denticulated box cornice, and a finial. Other exterior features include clapboard siding and an L-shaped porch.
329. 90 is a frame, 2-1/2 story, gable roofed dwelling with rear wing. Style: vernacular Queen Anne. Date: 1889. A bracketed, gable wall dormer with pediment and recessed porch dominates the front. Other features include clapboard and wood shingle siding and an L-shaped porch with a pediment over the steps.
330. 86 is a frame, 2-1/2 story, gable roofed dwelling with gable end facing the street. Style: vernacular Colonial Revival. Date: c 1929. It has clapboard siding and a pergola-like stoop on its south side entry.
331. 80 is a frame, 2 story, gable roofed dwelling with gable end facing the street. Style: Colonial Revival. Date: c 1929. It has wood shingle siding and a transomed, main entry with broken pediment and flanking pilasters on the north side.
332. 76 is a frame, 2-1/2 story, gable roofed dwelling with gable end facing the street. Style: vernacular. Date: c 1889. Exterior features include clapboard siding, kicked eaves, and a porch with Tuscan columns and pedimented projections at the steps and the north end.

Clark Street, south side from Ridgewood to Hillside Avenue.

333. 114 is a frame, 2-1/2 story, hip roofed dwelling with gabled projections on its front, west, and east sides; a truncated tower on its west side; and a rear appendage. Style: Queen Anne. Date: c 1891. The gabled projections are supported by oriel or bay windows. Other features include wood shingle and clapboard siding, a box cornice with returns, and a shed roofed porch. The porch posts and railing have been replaced.

Glen Ridge Historic District, Essex County, NJ

334. 108 is a frame, 2-1/2 story, hip roofed dwelling with a shallow front projection supported by a bay window. Style: vernacular. Date: c 1898. It has hip dormers, stucco siding and a 1/2 polygonal front porch.
335. 104 is a brick and frame, 1-1/2 story, gambrel roofed dwelling. Style: vernacular. Date: c 1898. Exterior features include kicked eaves, shed dormers, and a recessed porch with Tuscan columns.
336. 100 is a brick and frame, 2-1/2 story, hip roofed dwelling with a polygonal oriel window at the northeast, second floor corner. Style: vernacular. Date: c 1898. It has two other oriel windows, a bay window, a gabled front porch, overhanging eaves, and stucco siding above the brick first floor.

Clark Street, north side from Hillside to Ridgewood Avenue.

337. 103 is a frame, 1-1/2 story, gable roofed dwelling with gable end facing the street, a two story rear profile, and a lean-to on its west side. Style: vernacular. Date: c 1928. It has wood shingle siding, a tapered brick chimney on the front, and an entry with broken scroll pediment.
338. 107 is a frame, 2 story, gable roofed dwelling with gable end facing the street, an octagonal tower at its southwest corner, and a 1-1/2 story east wing. Style: Queen Anne. Date: c 1880-1890. Exterior features include an imbricated slate roof, wood shingle and clapboard siding, a Palladian window, and a recessed front porch.
339. 111 is a frame, 2-1/2 story, hip roofed dwelling. Style: vernacular Colonial Revival. Date: c 1895-1905. It has a gable dormer with Palladian window, a front porch with Ionic columns on pedestals, and clapboard siding.
340. 117 is a frame, 2 story, gable roofed, L-shaped dwelling with gable end facing the street. Style: vernacular. Date: c 1871-81. Covered with asbestos siding, it retains overhanging eaves with corner brackets and a double, pointarched gable window. The flat roofed porch with Tuscan columns is probably a later replacement.
341. 125 is a frame, 1-1/2 story, hip roofed dwelling. Style: vernacular, split level. Date: c 1954.

Snowden Place, south side from Ridgewood to Hillside Avenue.

342. 34 is a frame, 2-1/2 story, gable roofed dwelling. Style: vernacular Queen Anne. Date: c 1887. Exterior features include wood shingle and clapboard siding, overhanging eaves returned to form gable pent roofs, a kick at the second floor level, and a polygonal dormer, bay window, and front porch. The carriage house has a large hoist gable.
343. 30 is a frame, 2 story, gable roofed dwelling with gable end facing the street and a two story extension on its west side. Style: vernacular Queen Anne. Date: c 1887. Covered with asbestos siding, it has a two story, 1/2 hexagonal bay window with steeply pitched roof, a pent roof on the front gable, and front porch with square posts and closed railing.

Glen Ridge Historic District, Essex County, NJ

344. 26 is a frame, 2 story, gable roofed dwelling. Style: Queen Anne. Date: c 1886. Broken by a 1/2 hexagonal dormer, a shed continuation of the main roof covers the screened front porch with a 1/2 hexagonal, projecting end. Other features include a front gable with diamond shaped window and clapboard and wood shingle siding.
345. 24 is a frame, 2 story, gable roofed dwelling with gable end facing the street and a gambrel gabled, overhanging projection supported by a bay window on the side. Style: vernacular Queen Anne. Date: c 1885-90. Covered with asbestos siding, it has a pent roof on the front gable and a front porch with gabled projections and turned posts.
346. 18 is a frame, 2-1/2 story, hip roofed dwelling with a two story side wing and a one story rear wing. Style: vernacular. Date: c 1910-20. Exterior features include hip dormers, overhanging eaves, stucco siding, and a hip roofed entry stoop surmounted by a bay window.

Snowden Place, north side from Hillside to Ridgewood Avenue.

347. 15 is a frame, 1-1/2 story, hip roofed dwelling. Style: vernacular, bungalow. Date: c 1925. It has hip dormers, overhanging eaves, stucco siding, and a recessed entry.
348. 21 is a frame, 2 story, gabled hip roofed dwelling with a gabled projection on its west side. Style: vernacular. Date: c 1886. It has been covered with aluminum siding and the front porch has been altered and enclosed.
349. 25 is a frame, 2-1/2 story, hip roofed dwelling with a gabled projection on the front. Style: vernacular. Date: c 1886. Exterior features include an arched bargeboard on the front gable, a glass enclosed front porch with gable over the steps, and clapboard siding.
350. 29 is a frame, 2 story, gable roofed dwelling with gable end facing the street and a small side wing. Style: vernacular. Date: c 1885-90. Two story, 1/2 hexagonal bay windows on each side are topped with overhanging gables. Other features include clapboard and wood shingle siding and a partially enclosed front porch with a fan motif in the gable over the steps.
351. 33 is a frame, 1-1/2 story, gambrel roofed dwelling. Style: vernacular Queen Anne. Date: c 1885-90. The large gable dormer with denticulated cornice and brackets at each end is flanked by a smaller, similar gable dormer and a hip dormer. Other features include a bay window, a recessed porch, and wood shingle and clapboard siding.

Ridgewood Avenue, east side from Bloomfield Avenue south.

352. 227, the Glen Ridge Savings Bank, is a brick, 2 story, flat roofed structure. Style: vernacular Classical Revival. Date: c 1912. The roof parapet becomes a full entablature on the front supported by four plain pilasters. Below a lunette window, the central entry has an architrave surround, topped by a decorated frieze and a cornice. The doors have been replaced. Rear addition in 1940; present facade dates to 1953.

Glen Ridge Historic District, Essex County, NJ

353. *ne* 223, the U. S. Post Office, is a brick, one story, gable roofed structure with a small louvered cupola and a rear wing. Style: Colonial Revival. Date: 1936. The box cornice and frieze are returned on the gables to form pediments. Within a round arched recess, the transomed entry is flanked by Doric columns and surmounted by an entablature and an eagle emblem.
354. 219, the Glen Ridge Women's Club, is a brick, 2 story, gable roofed, H-shaped structure. Style: Colonial Revival. Date: 1924. Architect: Herbert E. Davis. The Ridgewood Avenue facade has slightly projecting, gabled ends flanking two floors of French doors. Plaques, inserted in the gable ends, are decorated with classical motifs. On the south side, the fanlighted main entrance has a flat roofed porch with full entablature and Tuscan columns.
355. 209 is a frame, 2 story, gable roofed dwelling. Style: Queen Anne. Date: c 1887. Broken by a 1/2 hexagonal dormer, a shed continuation of the main roof covers the front porch with its 1/2 hexagonal projecting end and turned posts. Asbestos siding has been applied above the clapboarded first floor. The gables are overhanging.
356. 205 is a frame, 2 story gable roofed dwelling with a one story south wing. Style: vernacular, Colonial Revival. Date: c 1886. It has an off center front gable; a 2 story, 1/2 hexagonal entry bay; and clapboard and wood shingle siding. Alterations include the present Colonial Revival entry, the south wing, and the removal of the front porch.
357. 201 is a frame, 2-1/2 story, gable roofed dwelling with gable end facing the street. Style: vernacular, Colonial Revival. Date: c 1885. Original features include the hip dormer, the front gable overhang, and the gabled projection on the north side. The two story portico, the present entry, and its flanking picture windows are the result of a later Colonial Revival remodeling.
358. 197 is a frame, 2-1/2 story, hip roofed dwelling with a square, hip roofed tower centered on the front. Style: High Victorian. Date: c 1875-90. Exterior features include eyebrow dormers, clapboard siding, overhanging eaves, 2/2 sash windows, and a front porch with square "Italianate" posts.
- ne* 359. 195, the Glen Ridge Congregational Church, is a stone, one story, gable roofed, cross shaped structure with random ashlar corner buttresses; a square, crenelated entrance and bell tower at its northeast corner; and with a two story, crenelated rear wing. To its rear is a brick, two story, flat roofed church school with an attached brick, gable roofed chapel. Style: Norman/Tudor Revival. Date: 1889-90, remodeled and enlarged 1901-01; church school 1952. The rectangular windows of both the church and the school wing have lintels, mullions, and Gibbs surrounds of light colored, smooth faced stone. In contrast to the main entrances, the side and chapel entrances are arched. Architect: Wilbur S. Knowles.
360. 181 is a frame, 2 story, gable roofed dwelling with a rear wing. Style: Queen Anne. Date: c 1886. Broken by 1/2 hexagonal dormers, a shed continuation of the main roof covers the front porch with 1/2 polygonal extensions at both ends and turned posts. The overhanging gables have been covered with asbestos siding.
361. 175 is a brick and frame, 2-1/2 story, hip roofed dwelling. Style: vernacular Colonial Revival. Date: c 1900. Two story, 1/2

Glen Ridge Historic District, Essex County, NJ

hexagonal bay windows flank the elliptical fanlighted entry and above it the double, round headed window with pilasters. Other features include hip dormers, a denticulated box cornice, and clapboard siding on the second floor. The large brick carriage house is a 1-1/2 story, gambrel roofed structure with a cupola.

362. 171 is a frame, 2-1/2 story, hip roofed dwelling. Style: vernacular. Date: c 1897. Exterior features include hip dormers, overhanging eaves with exposed rafter ends, wood shingle siding, and an oriel window. The frame, 1-1/2 story carriage house has a cupola.
363. 163 is a frame, 2-1/2 story, gambrel roofed dwelling with one story, flat roofed side wings. Style: vernacular. Date: c 1886. Original features include hip dormers, overhanging eaves returned to form gable pent roofs, and clapboard siding. The stuccoed entry vestibule with its Adamesque detailing and the side wings are later alterations.
364. 155 is a brick, 2 story, hip roofed dwelling with shed continuations of the roof, broken by shed dormers, covering side appendages. Style: vernacular Tudor Revival. Date: c 1926. A shallow, gabled projection on front has the roundheaded stone outlined entry and a stained glass window. Other features include a multi-colored slate roof, a 1/2 timbered front gable, and a stucco, stone and brick chimney on the front.
365. 151 is a frame, 2-1/2 story, hip roofed dwelling with a 1-1/2 story, gable roofed north wing. Style: vernacular French Manor. Date: c 1924. It has stucco siding, an eyebrow dormer, and an oriel window with French doors and balcony above the recessed, round headed entry.
366. 147 is a frame, 2-1/2 story, hip roofed dwelling. Style: vernacular Colonial Revival. Date: c 1899. Exterior features include gable dormers, overhanging eaves, clapboard siding, and an L-shaped porch with Tuscan columns.
367. 143 is a frame, 2-1/2 story, hip roofed dwelling. Style: vernacular Colonial Revival. Date: c 1898. Semi-circular, 2 story bay windows flank the central entry with transom and sidelights and, on the second floor, two round headed windows with Gothic sash and key blocks. Other features include large corner pilasters, a gable dormer with Palladian window, and an L-shaped porch with Tuscan columns.
368. 139 is a frame, 2-1/2 story, gable roofed, T-shaped dwelling with gable end facing the street and a mansard roofed appendage nearly squaring out its north side. Style: High Victorian. Date: c 1884. Among the exterior features are bargeboards with fan ornaments at the gable peaks, clapboard siding, segmentally arched window cornices, a 2 story bay window with overhanging shed roof, and an L-shaped porch with turned posts and a spindle frieze.
369. 125 is a frame, 2 story, gable roofed dwelling. Style: Period Revival. Date: c. 1920-30. The overhanging front gable and oriel window are decorated with elaborate 1/2 timber work. Other features include stucco siding; casement windows; a multicolored slate roof, a stucco, stone, and brick chimney on front; and an entry stoop with overhanging, 1/2 timbered gable.

Glen Ridge Historic District, Essex County, NJ

370. 123 is a frame, 2 story, gable roofed dwelling with side wings. Style: vernacular Colonial Revival. Date: c 1919. It has clapboard siding, a central entry with blind fanlight, and a gabled stoop with Tuscan columns.
371. 119 is a frame, 2 story, gable roofed dwelling with side wings. Style: Vernacular Colonial Revival. Date: c 1919. Similar to 123 Ridgewood, it has instead projecting side wings and a segmental pediment on its entry stoop.
372. 115 is a brick and frame, 2 story, gable roofed dwelling with frame side wings. Style: Colonial Revival. Date: c 1919. Its notable feature is the central entry with a broken scroll pediment, denticulated cornice, and flanking Corinthian pilasters.
373. 111 is a frame, 2-1/2 story, hip roofed dwelling with a south wing. Style: vernacular. Date: c 1909. Exterior features include overhanging eaves, wood shingle siding, and a hip roofed entry stoop.
374. 105 is a frame, 2-1/2 story, gable roofed dwelling with a round, conical roofed tower at its northwest corner and a polygonal tower at its southwest corner. Style: Queen Anne. Date: c 1891. A segmentally pedimented wall dormer on the front is pierced by a brick chimney with corbelled drip cap and recessed panels. Other features include wood shingle and clapboard siding and a front porch with Tuscan columns. The frame carriage house has a cupola, wall dormers, and eyebrow dormers.
375. 101 is a brick and frame, 2-1/2 story, gable roofed dwelling. Style: Colonial Revival. Date: c 1924. Exterior features include hip dormers, a denticulated box cornice, a center entry with sidelights and elliptical fanlight, and a segmentally arched stoop with entablature and Tuscan columns.
376. 97 is a frame, 2-1/2 story, gable roofed dwelling. Style: vernacular Colonial Revival. Date: c 1911. It has shed dormers, a denticulated box cornice, wood shingle siding, an enclosed, 2 story side porch, and a center entry with sidelights and elliptical fanlight.
377. 93 is a brick and frame, 2-1/2 story, gable roofed dwelling. Style: vernacular Tudor Revival. Date: c 1909. An entry at each end of the front is surmounted by gabled, overhanging projection on brackets. The stepped, eared, and bracketed gables match those of the main roof. The stuccoed second floor overhangs the brick first floor.
378. 89 is a frame, 2-1/2 story, gable roofed dwelling. Style: vernacular. Date: c 1901. In imitation of thatching the eaves curve downward over the gables. Other features include stucco siding, a shed dormer with corner buttresses, and a gable entry vestibule with corner buttresses.
379. 83 is a frame, 2-1/2 story, gable roofed dwelling with gable end facing the street, an octagonal tower on its south side, and a rear appendage. Style: vernacular Queen Anne/Colonial Revival. Date: c 1894. Exterior features include hip dormers, clapboard siding, a box cornice with returns, and a U-shaped porch, partially enclosed, with pediments and Tuscan columns.

Glen Ridge Historic District, Essex County, NJ

380. 79 is a frame, 2-1/2 story, hip roofed dwelling with an octagonal tower at its southwest corner. Style: Queen Anne. Date: c 1892. Architect: Wilbur S. Knowles. It has wood shingle siding, hip dormers, a box cornice, and an L-shaped porch with Tuscan columns.
381. 71 is a brick and frame, 2-1/2 story, gable roofed dwelling with a gable extending the full width of the front. Style: Queen Anne. Date: c 1889. The overhanging south gable is supported by a two story bay window. A two story, octagonal bay window is located at the southwest corner; and an octagonal oriel window at the northwest corner. Other original features include a denticulated box cornice returned to form gable pediments, an oriel window on the front gable, and wood shingle siding above the brick first floor. The front porch has been removed and the entry replaced. Architect: W. Halsey Wood.
382. 65 is a frame, brick faced, two story, hip roofed dwelling with a gabled entry vestibule and a screened side porch. Style: vernacular Colonial Revival. Date: c 1939.
383. 63 is a frame, 2 story, gable roofed dwelling with a gabled projection on front and an attached garage. Style: vernacular Colonial Revival. Date: c 1931.
384. 59 is a frame, 2-1/2 story, hip roofed dwelling. Style: vernacular. Date: c 1900-10. Exterior features include hip dormers, overhanging eaves, clapboard siding, a bracketed oriel window, and a concave-hip roofed entry stoop.
385. 57 is a brick and frame, 2 story, gable roofed dwelling with a 1-1/2 story, gabled projection on the front and a gable roofed south wing. Style: vernacular. Date: c 1912. It has a gable wall dormer, a stucco and brick chimney on the front gable, and wood shingle siding above the brick first floor.
386. 55 is a frame, 1-1/2 story, clip-gable roofed dwelling. Style: vernacular Dutch Colonial. Date: c 1923. Exterior features include overhanging eaves, shed dormers, and a gabled entry hood on brackets.
387. 51, the John Ott House, is a frame, 1-1/2 story, gable roofed dwelling with gabled appendages on the south side. Style: bungalow. Date: c 1921. It has clapboard siding, a shed dormer, overhanging eaves with exposed rafter ends, and an elliptically fanlighted entry with flanking pilasters. Ott was an associate of Thomas A. Edison.
388. 47 is a brick, 2 story, gable roofed dwelling with frame gables and a frame, 1-1/2 story south wing with shed dormer. Style: vernacular Colonial Revival. Date: c 1929. The sidelighted entry is flanked by multipane French doors. The flat roofed entry stoop has an iron deck railing and Tuscan columns.

Ridgewood Avenue, west side north to Linden Avenue.

389. 78 is a frame, 2-1/2 story, gable roofed dwelling with two gabled, projecting bays on the front and a gabled projection on the north side. Style: Tudor Revival. Date: c 1902. The recessed front entry of this large house is surmounted by two oriel windows. Other features include gable dormers,

Glen Ridge Historic District, Essex County, NJ

kicked overhanging eaves, bargeboards with finial and pendant, corbelled brick chimney stacks, and elaborate 1/2 timber and stucco siding.

390. 84 is a frame, 2 story, gambrel roofed dwelling with a south gable appendage and an L-shaped, 1-1/2 story, gable roofed east wing with a carriage pass through. Style: remodeled in the Colonial Revival style. Date: 1865-1871. The flat roofed entry vestibule has a deck railing, entablature with decorated frieze corner pilasters, and curved mullions on the side lights. The main box cornice has a similarly decorated frieze. Other features include a roof balustrade, full entablatures above the first floor windows, and clapboard siding.
391. 90 is a brick, 1 story, gable roofed, L-shaped dwelling. Style: vernacular ranch. Date: c 1950-60.
392. 96 is a frame, 2 story, gable roofed dwelling with a large rear ell. Style: vernacular. Date: c 1865-67. The bracketed overhanging eaves are a surviving original feature. The center entry with sidelights and elliptical fanlight is the result of a later Colonial Revival remodeling.
393. 100 is a stuccoed, 2-1/2 story, hip roofed dwelling. Style: vernacular Spanish Colonial Revival. Date: c 1914. It has wide overhanging eaves, a belt course below the second floor windows, a bay window, and a large front terrace with a closed balustrade.

Chestnut Hill Place

394. 63 is a brick and frame, one story, flat roofed dwelling consisting of a triangular main block with attached terrace and carport and a lower, longer wing. Style: "Usonian", International. Date: c 1950-51. Architect: Frank Lloyd Wright. Exterior features include overhanging eaves and frieze with cut-outs, a band of French doors on the main block, and sliding windows and horizontal siding on the wing. Designed before WW II, this was one of Wright's Usonian houses.

Ridgewood Avenue, west side from Linden Ave. to Bloomfield Ave.

395. 110 is a stuccoed, 2-1/2 story, hip roofed dwelling. Style: Spanish Colonial Revival. Date: c 1906. The two level side porch has a screened upper level with columns on pedestals above an enclosed lower level with round-headed openings. Other features include a pantile roof, overhanging eaves with exposed rafter ends, a flat roofed entry vestibule surmounted by an iron deck railing and a three part window, and a front terrace. The stuccoed, 1-1/2 story garage also has a pantile roof.
396. 118 is a frame, 2 story, gable roofed dwelling with a narrower south wing, appendages on the north gable, and a rear ell. Style: vernacular. Date: c 1869-71. This house was entirely remodeled in the early 20th century. Exterior features include a denticulated box cornice with returns, a bracketed pent roof on the south gable, a shed roofed front extension with entry and bay window, and clapboard siding.

Glen Ridge Historic District, Essex County, NJ

397. 120 is a frame, 2-1/2 story gambrel roofed dwelling with a round-cornered, square tower at the south end of the front and a rear ell. Style: Queen Anne. Date: c 1886. The tower has an open porch on its upper level; to its north a round headed dormer with pediment surmounts a second floor bay window. Other features include Palladian windows on the gables, clapboard and wood shingle siding, and an L-shaped porch with Tuscan columns.
398. 126 is a stone, 2 story, gable roofed dwelling with a gabled projection on the front; a small, 1-1/2 story north wing; and a rear ell. Style: Colonial Revival. Date: c 1926. Exterior features include a box cornice with returns, a lunette gable window, an entry with sidelights and a blind fanlight, and a gabled stoop.
399. 130 is a brick and frame, 2 story, gable roofed dwelling with an extension on the north end roofed by a shed continuation of the clipped north gable. Style: Tudor Revival. Date: c 1927. A gabled projection on front overhangs the Tudor arched entry with a stone surround. Stucco and 1/2 timber siding covers the gables and much of the second floor.
400. 134 is a frame, 1-1/2 story, gable roofed dwelling with garage. Style: vernacular, split level. Date: c 1950-60.
401. 138 is a brick, 2-1/2 story, gambrel roofed dwelling with slightly narrower and lower side wings. Style: Colonial Revival. Date: 1913; enlarged and remodeled in 1917. Above the center entry, a Palladian window is set in a segmentally arched recess and surmounted by a bottom-broken triangular pediment. The tripart, second floor windows on the wings have elaborately carved cornices. Other features include a denticulated box cornice returned to form pediments on the gable ends, gable dormers with pediments, and a flat roofed entry stoop with entablature and Tuscan columns. Similar details are found on the large, brick carriage house with an octagonal cupola.
402. 142 is a frame, 2-1/2 story, hip roofed dwelling. Style: Queen Anne/Shingle. Date: c 1894. Shallow, hipped projections on the second floor front frame a bay window flanked by oval windows. Among the other features are gable dormers, wood shingle siding, overhanging eaves, and a U-shaped porch with Tuscan columns and a porte-cochere at its north end. The hip roofed carriage house has gable and hip dormers.
403. 156 is a frame, 1 story, gable roofed, L-shaped dwelling. Style: vernacular, ranch. Date: c 1950-60.
404. 150 is a frame, brick faced, 1 story, gable roofed dwelling. Style: vernacular, ranch. Date: c 1950-60.
405. 162 is a frame, 2-1/2 story, gambrel roofed dwelling. Style: vernacular Queen Anne. Date: c 1897. The large, gambrel gable on front has a two story, 1/2 hexagonal bay window with a roof deck balustrade. Other features include wood shingle siding, a Palladian window in the south gable, and an L-shaped porch.

406. 170 is a brick, 2 story, gable roofed dwelling. Style: Tudor Revival. Date: c 1903. The three gables and the two, two story, 1/2 hexagonal bay windows on the front are decorated with 1/2 timbering. A large, Tudor arched, stone surround encloses the recessed entry.
407. 176 is a frame, 2 story, gable roofed dwelling. Style: vernacular. Date: c 1884. A gabled, 2 story, projecting entry bay is centered on the front. A gable to its north has a shed continuation covering the enclosed side porch. Other features include overhanging eaves and stucco siding. Because of a severe fire the house was drastically remodeled in 1923, by the New York City Architect, John F. Jackson.
408. 182 is a frame, 2-1/2 story, gable roofed, H-shaped dwelling with a small rear ell and a one story appendage. Style: Colonial Revival. Date: c 1870. Built in Second Empire style with a mansard roof and a tower, the house was totally transformed in 1927. The recessed, fanlighted entry with an entablature supported by engaged Ionic columns is surmounted by a Palladian window and flanked by round headed windows with label mouldings. Other features include stucco siding, a denticulated box cornice with returns, an enclosed porch on the south side, and a second entry with a flat roofed stoop on the north side.
409. 190 is a frame, 2-1/2 story, hip roofed dwelling with a rear ell. Style: Colonial Revival. Date: c 1898. The slightly projecting center bay has a Palladian window on the second floor level flanked by pilasters supporting a triangular pediment with an oval window. Other features include a denticulated box cornice, dormers with segmental pediments, side lighted entry with an elliptical fanlight, and a flat roofed porch with Tuscan columns, entablature, and a semicircular projection. Architect: Warrington G. Lawrence.
410. 200, the Glen Ridge High School, is a steel frame, one and two story, flat roofed structure. Style: vernacular International. Date: 1967-68. It is faced with grey/brown brick.
411. 222, Glen Ridge Hall, now the Mid Atlantic Bank, is a stone, 2 story, hip roofed structure with a squat, octagonal tower at its northeast corner; a stone, drive-in bank window on its south side; and a large, brick, one story addition to its rear. Style: Queen Anne. Date: 1890. It is constructed of random ashlar brownstone quarried locally with large, splayed lintels over the first floor windows and a belt course below the second floor windows of the tower. It was erected by A. G. Darwin who was responsible for the development of the surrounding area; it was occupied by his real estate office and the community library.
412. 224, the Delaware, Lackawanna, and Western Railroad Station, is a stone, frame, and brick, 1-1/2 story, hip roofed structure. Style: Queen Anne. Date: 1887. The wide, overhanging eaves are extended on two sides to cover an L-shaped porch. A brick gable on the front has quadrant windows with a border of small, colored glass panes flanking a chimney. The shingle clad, overhanging north gable with a lunette window is supported by an oriel window. The station was built by A. G. Darwin and deeded to the railroad on the condition that all passenger trains stop there. The post office occupied its rear portion.

Glen Ridge Historic District, Essex County, NJ

Washington Street, south side from Ridgewood Avenue west.

413. 322 is a frame, 2-1/2 story, gable roofed dwelling with a 1-1/2 story east wing. Style: Colonial Revival. Date: c 1928. Exterior features include clapboard siding, round headed dormer windows, a denticulated box cornice with returns, and an entry vestibule with a segmental pediment.
414. 326 is a frame, 2 story, gable roofed dwelling with a narrower east wing. Style: vernacular Tudor Revival. Date: c 1928. Exterior features include two front gables (1asymmetrical); a stone chimney on front; a gabled, stone entry vestibule; decorative clapboard gable siding; and stucco siding with some 1/2 timbering elsewhere.
415. 328 is a frame, 2-1/2 story, gambrel roofed dwelling. Style: Colonial Revival. Date: c 1900. The flat roofed portico with Ionic columns incorporates a small second floor balcony over the central entry fronting a Palladian window. A large dormer with a broken scroll pediment is flanked by gable dormers with gothic sash windows. Other features include a denticulated box cornice returned on the gables to form pediments, and two, 1/2 hexagonal bay windows on the east side. The house has been covered with asbestos siding.
416. 336 is a frame, 1-1/2 story, gambrel roofed dwelling. Style: vernacular Dutch Colonial. Date: c 1919. It has clapboard siding, shed dormers, and a segmentally arched entry stoop with slender columns.
417. 340 is a stuccoed, two story, clip-gable roofed dwelling with a slightly narrower east wing. Style: vernacular Tudor Revival. Date: c 1922. Exterior features include two front gables, a round headed entry with a bracketed hood, and 1/2 timbering on the gables and between the first and second floor front windows.

Washington Street, north side from Ridgewood Avenue west.

418. 319 is a frame, 2-1/2 story, hip roofed dwelling with a roof deck. Style: vernacular. Date: c 1905. It has hip dormers, a denticulated box cornice with frieze, wood shingle siding, and a flat roofed porch with Ionic columns.
419. 325 is a frame, 1-1/2 story, clip-gambrel roofed dwelling with a gambrel gabled projection on the east side above an L-shaped porch. Style: vernacular Queen Anne. Date: c 1905. Flanked by shed dormers, the bracketed, segmentally arched wall dormer has a tripart window surmounted by decorative moldings. Other features include wood shingle siding, overhanging eaves, and sidelighted entry with stoop seats and a gable hood on consoles supported by Tuscan columns.
420. 361 is a frame, 2-1/2 story, gable roofed dwelling. Style: vernacular. Date: c 1910-20. It has wood shingle siding, overhanging eaves with exposed rafter ends, and an entry with stoop seats and a bracketed, shed hood.

Old Oak Road

421. 26 is a brick, 2 story, gable roofed dwelling with a 1-1/2 story service wing and garage on the north gable. Style: Colonial Revival. Date: c 1931. Architect: John Russell Pope. Exterior features include a denticulated box cornice with returns; splayed, brick lintels above the first

Glen Ridge Historic District, Essex County, NJ

floor windows, and the gable pediment with lunette window on the garage. Most notable are the center entry with curved mullioned transom and the stoop with segmental pediment, denticulated entablature, and Ionic columns.

422. 28 is a frame, 2 story, gable roofed dwelling with attached garage, entry portico, and brick facing on the front. Style: vernacular Colonial Revival. Date: c 1960-70.

423. 25 is a frame and stone, one story, gable roofed dwelling. Style: vernacular, ranch. Date: c 1950-60.

424. 41 is a brick faced, one story, hip roofed dwelling with garage. Style: vernacular, ranch. Date: c 1950-60.

Hamilton Road, east side from Lincoln Street south to Washington Street.

425. 45 is a frame, 2-1/2 story, hip roofed, L-shaped dwelling. Style: vernacular. Date: c 1895. Exterior features include hip dormers, overhanging eaves, wood shingle and clapboard siding, and an oriel window on the ell. The front porch has been removed.

426. 43 is a frame, 1-1/2 story, gambrel roofed dwelling with gable end facing the street. Style: vernacular Dutch Colonial. Date: c 1921. It has wide, overhanging eaves returned to form gable pent roofs and an entry with a bracketed hood on the north side.

427. 39 is a frame, 1-1/2 story, gambrel roofed dwelling. Style: vernacular Dutch Colonial. Date: c 1921. Exterior features include overhanging eaves bracketed at the corners and returned to form gable pent roofs and a gabled entry hood on brackets.

428. 37 is a frame, 2 story, gable roofed dwelling. Style: Tudor Revival. Date: c 1909. Broken by a large gable dormer, a shed continuation of the off-center front gable covers the enclosed side porch. Other features include a gabled oriel window on the north side, diamond paned windows, and 1/2 timber and stucco siding.

429. 23 is a frame, 2-1/2 story, gable roofed dwelling with gable end facing the street and a 1-1/2 story garage wing. Style: vernacular Colonial Revival. Date: c 1925-40. It has a front gable pediment with a lunette window, corner pilasters, clapboard siding, and an entry with sidelights and entablature.

430. 19 is a frame, 2-1/2 story, hip roofed dwelling. Style: Colonial Revival. Date: c 1894. Exterior features include hip and gable dormers, clapboard siding, and 1/2 hexagonal oriel windows on the second floor front flanking the entry with fanlight and sidelights. The notable, flat roofed entry stoop has a deck balustrade, a denticulated entablature, and Ionic columns.

431. 15 is a frame, 2 story, gable roofed dwelling. Style: vernacular. Date: c 1894. A gabled projection above the flat roofed entry porch consists of a triangular pediment surmounting a 1/2 hexagonal bay window. The hip roofed carriage house has a hoist dormer and, like the house, clapboard siding.

Glen Ridge Historic District, Essex County, NJ

432. 11 is a frame, 2-1/2 story, gable roofed dwelling. Style: vernacular. Date: c 1909. Exterior features include an enclosed side porch with Tudor arched openings, a gabled entry hood on brackets, and stucco siding.
433. 9 is a frame, 1-1/2 story, gambrel roofed dwelling. Style: vernacular Dutch Colonial. Date: c 1909. It has kicked, overhanging eaves returned to form gable pent roofs, clapboard siding, a gable and shed dormer, and a recessed porch with Tuscan columns.
434. 7 is a frame, 2-1/2 story, clip-gable roofed dwelling. Style: vernacular. Date: c 1909. Among its exterior features are overhanging eaves with exposed rafter ends, stucco siding, and a rectangular bay window. Most notable is the gabled entry stoop with tapering, stuccoed piers that project above the roof level.
435. 5 is a frame, 1-1/2 story, gambrel roofed dwelling. Style: vernacular Dutch Colonial. Date: c 1911. Similar to 9 Hamilton, it has instead a shed dormer and wood shingle siding.
436. 1 is a brick, 2 story, hip roofed, L-shaped dwelling. Style: Prairie School. Date: c 1900-06. A polygonal entry vestibule projects from the clipped southwest corner. Other features include wide, overhanging eaves, 2 belt courses, and transomed casement windows. Detailed like the house, the brick carriage house has a small cupola.

Hamilton Road, west side from Washington Street to Lincoln Street.

437. 2 is a frame, 1-1/2 story, gambrel roofed dwelling. Style: vernacular Dutch Colonial. Date: c 1912. Exterior features include shed dormers; an enclosed, gabled side porch; a gabled entry stoop; and clapboard siding.
438. 4 is a frame, 2-1/2 story, gable roofed dwelling. Style: vernacular Colonial Revival. Date: c 1911. It has clapboard siding, an eyebrow dormer, and a recessed porch with Tuscan columns and a pent roof continued on the gable ends.
439. 6 is a frame, 2 story, gable roofed dwelling with gable end facing the street and an appendage on the north side covered by a shed continuation of the main roof that is broken by a gable dormer. Style: vernacular. Date: c 1911. It has a round headed entry with a bracketed, segmentally arch hood, an enclosed front porch, and wood shingle siding.
440. 8 is a frame, 2-1/2 story, hip roofed dwelling. Style: vernacular. Date: c 1895. Exterior features include hip dormers, 1/2 hexagonal bay windows on the front, a flat roofed entry porch, and clapboard siding.
441. 10 is a frame, 2-1/2 story, gable roofed dwelling. Style: vernacular. Date: c 1908. Covered with asbestos siding, it has a gable dormer with a round arched recess, overhanging eaves, a bracketed box cornice with returns, and a porch with square posts on pedestals.
442. 12 is a frame 2-1/2 story, hip roofed dwelling. Style: vernacular. Date: c 1896. The twin of 8 Hamilton, it has been covered with asbestos siding.

Glen Ridge Historic District, Essex County, NJ

443. 14 is a frame, 1-1/2 story, gambrel roofed dwelling. Style: vernacular. Date: c 1909. Its notable feature is a large, double gable dormer with bargeboards and bracketed overhangs.
444. 16 is a frame, 2-1/2 story, hip roofed dwelling with an octagonal tower at its southeast corner. Style: Queen Anne. Date: c 1896. Original features include bracketed, overhanging eaves; gable dormers; and a bay window above the flat roofed entry porch. Alterations include the porch posts and railing and the aluminum siding.
445. 18 is a frame, 2-1/2 story, hip roofed dwelling. Style: vernacular. Date: c 1909. It has hip dormers, overhanging eaves, wood shingle siding, and an L-shaped porch with Tuscan columns on a closed railing.
446. 20 is a frame, 2-1/2 story, gambrel roofed dwelling with a gambrel gabled projection on the south side supported by a 1/2 hexagonal bay window. Style: vernacular. Date: c 1909. Exterior features include kicked, overhanging eaves, gable pent roofs, a gambrel dormer with a round arched recess, wood shingle and clapboard siding, and a porch with square posts on pedestals.
447. 22 is a frame 2-1/2 story, gable roofed dwelling. Style: vernacular. Date: c 1911. It has wood shingle siding, a 2 story, 1/2 hexagonal bay window on front, and a 1/2 enclosed front porch with square, cobblestone piers.
448. 24 is a frame, 2-1/2 story, gable roofed dwelling. Style: vernacular Tudor Revival. Date: c 1911. Among its exterior features are hip dormers, overhanging eaves, stucco siding, and 1/2 timbering on the gable of the entry stoop and between the front windows.
449. 26 is a frame, 2-1/2 story, gambrel roofed dwelling with a gabled projection on the south side above a 1/2 hexagonal bay window. Style: vernacular. Date: c 1899. It has a box cornice returned to form gable pediments, a gambrel gable on front, an oriel window on the north side, wood shingle siding, and a partially enclosed porch with square posts and Tuscan columns on a closed railing.
450. 28 is a frame, 2-1/2 story, gambrel roofed dwelling with a gabled projection on the south side above a bay window. Style: vernacular. Date: c 1899. The twin of 26 Hamilton, its hip roofed porch has a new deck, posts, and railing.
451. 30 is a frame, 1-1/2 story, gambrel roofed dwelling. Style: vernacular Dutch Colonial. Date: c 1912. It has shed dormers, wood shingle siding, a sidelighted entry and a recessed porch with Tuscan columns and a triangular pediment above the entry.
452. 32 is a frame, 2-1/2 story, hip roofed dwelling. Style: vernacular. Date: c 1899. The overhanging second floor on front is supported by a bay window and the entry porch with Tuscan columns. Other features include wood shingle and clapboard siding, overhanging eaves, and a round headed landing window on the north side.

Glen Ridge Historic District, Essex County, NJ

453. 34 is a frame, 2-1/2 story, gambrel roofed dwelling with gable end facing the street and a gambrel gabled projection supported by a bay window on the south side. Style: vernacular. Date: c 1909. It has overhanging eaves returned to form gable pent roof, wood shingle siding and a hip roofed entry stoop.
454. 36 is a frame, 2-1/2 story, hip roofed dwelling. Style: vernacular. Date: c 1908. Among its exterior features are hip dormers, overhanging eaves, and 2, 1/2 hexagonal bay windows on front above the glass enclosed front porch.
455. 40 is a stuccoed frame, 2 story, hip roofed dwelling. Style: vernacular. Date: c 1911. It has overhanging eaves, a glass enclosed side porch, and a flat roofed entry stoop with parapet, entablature, and Tuscan columns.
456. 42 is a brick and frame, 2-1/2 story, gable roofed dwelling. Style: vernacular Colonial Revival. Date: c 1911. Exterior features include a box cornice with returns, a flat roofed entry vestibule with a roof balustrade and a recessed entry flanked by Tuscan columns, and wood shingle siding above the brick first floor. Architect: William Henry Deacy, of New York City.
457. 44 is a stuccoed frame, 1-1/2 story, gable roofed dwelling. Style: vernacular. Date: c 1909. It has gable wall dormers with bargeboards; a shallow, bracketed gable overhang; an enclosed, gable roofed porch; and a gabled entry vestibule on the south gable.
458. 46 is a frame, 1-1/2 story, gable roofed dwelling with an octagonal tower topped by a bell cast spire and finial on the south end of the front. Style: Queen Anne. Date: c 1895. Exterior features include an imbricated slate roof, a denticulated box cornice with returns and wood shingle siding.
459. 50 is a frame, 2 story, gable roofed dwelling with gabled projection centered on the front, a flat roofed south wing, a salt box profile on the north gable, and two story, bay window on the rear. Style: vernacular Colonial Revival. Date: c 1888. This house was subsequently remodeled in the Colonial Revival style. The fanlighted entry was taken from a house on Bloomfield Ave. which was torn down.

Douglas Road, east side from Lincoln Street to Washington Street.

460. 49 is a stuccoed frame, 2-1/2 story, gable roofed dwelling. Style: vernacular. Date: c 1910. It has gable dormers, overhanging eaves with exposed rafter ends, and a hip roofed entry stoop surmounted by an oriel window.
461. 45 is a frame, 2-1/2 story, hip roofed dwelling. Style: Queen Anne/ Colonial Revival. Date: c 1892. Among its exterior features are a bracketed, gambrel gable with Palladian window on the front, hip dormers, second floor oriel windows flanking another Palladian window, a flat roofed entry stoop and side porches, and clapboard and wood shingle siding. The frame 1-1/2 story carriage house has a hoist gable.
462. 41 is a frame, 2-1/2 story, gambrel roofed dwelling. Style: vernacular Colonial Revival. Date: c 1897. It has overhanging gables, a denticulated box cornice, a shed dormer, a flat roofed porch with Tuscan columns, and clapboard siding.

Glen Ridge Historic District, Essex County, NJ

463. 37 is a frame, 2-1/2 story, clip-gable roofed dwelling with a clip-gabled projection on its north side. Style: vernacular. Date: c 1907. Exterior features include shed dormers, overhanging eaves, wood shingle siding, and an entry with shed hood on brackets.
464. 35 is a frame, 2-1/2 story, gable roofed dwelling. Style: Colonial Revival. Date: c 1908. It has gable dormers with pediments, a box cornice with returns, and a gabled entry stoop with entablature and Tuscan columns.
465. 33 is a frame, 2-1/2 story, hip roofed dwelling. Style: vernacular. Date: c 1909. Exterior features include hip dormers, overhanging eaves, an oriel window on the north side, a partially enclosed porch with Tuscan columns, and wood shingle siding above the clapboard covered first floor.
466. 29 is a frame, 2-1/2 story, hip roofed dwelling. Style: vernacular. Date: c 1892. Among its exterior features are hip dormers, clapboard siding, a flat roofed porch, and a box cornice with frieze.
467. 27 is a frame, 1-1/2 story, gambrel roofed dwelling. Style: vernacular Dutch Colonial. Date: c 1910. It has kicked, overhanging eaves returned to form gable pent roofs, shed dormers, and a recessed porch with Roman Doric columns.
468. 25 is a frame, 2 story, gable roofed dwelling with overhanging second floor and stone faced first floor on front. Style: vernacular Colonial Revival. Date: c 1930-40.
469. 23 is a frame, 2-1/2 story, hip roofed dwelling. Style: vernacular. Date: c 1897. Exterior features include gable dormers, clapboard siding, and a flat roofed porch with Tuscan columns.
470. 21 is a frame, 1-1/2 story, gable roofed dwelling with permastone facing. Style: vernacular Cape Cod. Date: c 1945-55.
471. 19 is a frame, 2-1/2 story, gable roofed dwelling with gable end facing the street. Style: vernacular. Date: c 1907. The kicked, overhanging eaves are returned to form a pent roof that is supported by a bay window above the porch with Tuscan columns on a closed balustrade. Other features include a gabled projection supported by a bay window on the south side and clapboard and wood shingle siding.
472. 17 is a frame, 2-1/2 story, gambrel roofed dwelling with gable end facing the street and a gambrel gabled projection on its south side. Style: vernacular. Date: c 1907. Aside from the roof, it is the twin of 19 Douglas Road.
473. 15 is a frame, 2-1/2 story, gable roofed dwelling. Style: vernacular. Date: c 1906. It has hip dormers, wood shingle and clapboard siding, and a front porch with double square posts on pedestals.

Glen Ridge Historic District, Essex County, NJ

474. 9 is a frame, 2-1/2 story, hip roofed dwelling. Style: vernacular. Date: c 1901. Among its exterior features are clapboard siding, gable dormers, a two story, 1/2 hexagonal bay window on the north side, and an L-shaped porch with Tuscan columns and a pediment over the steps.
475. 7 is a frame, 2-1/2 story, gable roofed dwelling with gable end facing the street. Style: vernacular. Date: c 1901. The kicked, overhanging eaves are returned on the front gable to form a pediment which is supported by 1/2 hexagonal, bay windows flanking an oval window with key blocks. Other features include clapboard siding, an entry with curved mullioned sidelights, and a flat roofed porch.
476. 5 is a frame, 1-1/2 story, gambrel roofed dwelling. Style: vernacular. Date: c 1906. The large gambrel wall dormer has a bracketed, overhanging gable with a Palladian window that is supported by a 1/2 hexagonal bay window. Other features include wood shingle siding and a flat roofed porch.
477. 1 is a frame, 1-1/2 story, gambrel roofed dwelling. Style: vernacular Dutch Colonial. Date: c 1906. It has gable dormers with pediments; kicked, overhanging eaves; enclosed side porches; and wood shingle and stucco siding.

Douglas Road, west side from Washington Street to Lincoln Street.

478. 10 is a frame, 2-1/2 story, hip roofed dwelling. Style: vernacular. Date: c 1906. Exterior features include hip dormers, wood shingle siding, overhanging eaves, and a U-shaped porch with double Tuscan columns on a closed balustrade.
479. 14 is a frame, 2-1/2 story, hip roofed dwelling. Style: vernacular. Date: c 1906. It has a gable dormer with Palladian window, 1/2 hexagonal bay windows on the front and south sides, and wood shingle siding above the stuccoed first floor.
480. 16 is a frame, 2-1/2 story, hip roofed dwelling. Style: vernacular. Date: c 1907. Among its exterior features are hip dormers, wood shingle siding, and an L-shaped porch with Tuscan columns.
481. 18 is a frame, 2-1/2 story, gable roofed dwelling. Style: vernacular. Date: c 1911. Exterior features include overhanging eaves with exposed rafter ends, clapboard siding, and a pergola-like entry stoop and enclosed side porch.
482. 20 is a frame, 2-1/2 story, hip roofed dwelling. Style: vernacular. Date: c 1908. Similar to 16 Douglas, it has instead wood shingle siding and a 1/2 hexagonal bay window above the front porch.
483. 24 is a frame, 2-1/2 story, gambrel roofed dwelling. Style: vernacular Colonial Revival. Date: c 1906. It has gable dormers, wood shingle siding, a denticulated box cornice, shallow, rectangular bay windows on the front and north side, and a flat roofed entry porch with Tuscan columns.
484. 26 is a frame, 2 story, gable roofed dwelling with gable end facing the street and a gable on the north side. Style: vernacular. Date:

Glen Ridge Historic District, Essex County, NJ

c 1899. Both gables are overhanging and are supported by 1/2 hexagonal bay windows. Other features include clapboard siding and a porch with double Tuscan columns on stone pedestals.

485. 28 is a frame, 2-1/2 story, gable roofed dwelling. Style: vernacular. Date: c 1903. It has overhanging eaves returned to form gable pent roofs, shed and gable dormers, and a front porch with square posts on flared pedestals.
486. 30 is a frame, 2-1/2 story, hip roofed dwelling with a gabled projection on the front and a gable on the north side. Style: Queen Anne/Colonial Revival. Date: c 1892. Exterior features include a denticulated box cornice returned to form gable pediments, corner pilasters, wood shingle and clapboard siding, a flat roofed entry porch with Tuscan columns, and an entry with a notable glass and panel door.
487. 34 is a brick and frame, 2-1/2 story, hip roofed dwelling. Style: vernacular. Date: c 1905. Broken by a gable dormer, a shed continuation of the main roof that also follows the line of the front gable covers the enclosed side porch. It also has a gabled bay window to the south of the recessed entry, bargeboards, and stucco siding above the brick first floor. The stuccoed garage is similarly detailed.
488. 38 is a frame, 2-1/2 story, gambrel roofed dwelling. Style: vernacular Colonial Revival. Date: c 1898. Exterior features include wood shingle siding, shed dormers, a denticulated box cornice partially returned to support the overhanging gables, and a flat roofed porch.
489. 42 is a frame, 2-1/2 story, hip roofed dwelling. Style: vernacular Colonial Revival. Date: c 1900. Half octagonal bay windows on the second floor front flank a Palladian window. Among the other features are a denticulated box cornice and a flat roofed porch with Tuscan columns and a projecting pediment over the steps.
490. 46 is a frame, 2-1/2 story, hip roofed dwelling. Style: vernacular. Date: c 1899. It has been covered with aluminum siding.
491. 50 is a frame, 2-1/2 story, gable roofed dwelling with a second floor overhang and a gabled projection on its north gable. Style: Queen Anne/Colonial Revival. Gable dormers flank a segmental dormer on the front; all three have elaborate brackets and pilasters. Other features include wood shingle and clapboard siding, a box cornice with returns, and a decorative panel with pediment in the north gable. Alterations include the partial enclosure of the L-shaped porch and the iron porch posts. Date: c 1905.

Lincoln Street, south side from borough line to Ridgewood Avenue.

492. 78 is a frame, 2-1/2 story, hip roofed dwelling. Style: vernacular Queen Anne. It has a two story, octagonal projection on its east side and a gable on the front. Alterations include aluminum siding, a new entry, and the removal of the front porch. Date: c 1890-1900.

Glen Ridge Historic District, Essex County, NJ

493. 76 is a frame, 2-1/2 story, hip roofed dwelling. Style: vernacular. Date: c 1901. Among its exterior features are hip dormers; wood shingle siding; two 1/2 hexagonal second floor bay windows; and a glass enclosed, L shaped porch with denticulated box cornice and pediment over the steps.
494. 60 is a stuccoed frame, 2-1/2 story, gable roofed dwelling with a rear ell. Two story bay windows flank the sidelighted entry with a shed hood. Other features include shed dormers and overhanging eaves returned to form gable pent roofs. Style: vernacular. Date: c 1915.
495. 52 is a frame, 2 story, gable roofed dwelling with a 1-1/2 story, gambrel roofed projection on the front. It has stucco siding, overhanging eaves, and a gable roofed entry porch with square piers on a closed railing. Style: vernacular. Date: c 1910.
496. 50 is a frame, 2-1/2 story, hip roofed dwelling with a brick, octagonal tower at its northeast corner. Style: Queen Anne. Date: c 1890-1900. Exterior features include clapboard and imbricated, wood shingle siding; a gable dormer with Palladian window and a triangular pediment with lunette window on the front; and a sidelighted entry with segmental pediment. The front porch was
The frame, 1-1/2 story carriage house has clapboard siding.
497. 48 is a frame, 1-1/2 story, gambrel roofed dwelling. Style: Queen Anne. Date: c 1894. Flanked by a gable dormer with pediment and a 1/2 hexagonal dormer with roof balustrade, an entry with a corbelled shed hood opens onto the roof deck of the flat roofed entry porch with deck balustrade, entablature, and Tuscan columns. The house has clapboard and imbricated, wood shingle siding. The frame carriage house has a hoist dormer projecting from its shed roofed porch.
498. 46 is a frame, 1-1/2 story, gambrel roofed dwelling with a two story, gable roofed rear elevation. Style: Shingle/Queen Anne. Date: c 1908. Gable dormers with pediments flank a shed dormer on the front. Other features include wood shingle siding and a recessed front porch with rectangular piers and a closed railing.
499. 32 is a frame, two story, gable roofed dwelling with gabled projections on the front and west sides and a rear ell. Style: vernacular Queen Anne. Date: c 1883. A round arched overhang on the front gable encloses a decorative panel with pediment and flanking brackets surmounting a four part window. Two larger decorative panels are found on the west side. Originally like those of 18 and 22 Lincoln, the porch has been replaced by the closed entry and the appendage above it.
500. 28 is a frame, 2-1/2 story, gable roofed dwelling. Style: Colonial Revival. Date: c 1910-20. Exterior features include shed dormers, wood shingle siding, and a sidelighted entry with elliptical fanlight.
501. 22 is a frame, 2 story, gable roofed dwelling with gabled projections on the front and east sides and a rear ell. Style: vernacular Queen Anne. Date: c 1889. Exterior features include wood shingle and clapboard siding, a gable dormer, an oriel window in the west side, and a shed roofed porch.

Glen Ridge Historic District, Essex County, NJ

502. 18 is a frame, 2 story, gable roofed dwelling with gabled projections on the front and east sides and a rear ell. Style: vernacular Queen Anne. Date: c 1889. It is the twin of 22 Lincoln St.
503. 14 is a frame, 2 story, gable roofed, L shaped dwelling with a gable end facing the street. Style: vernacular. Date: c 1874-81. The overhanging eaves, the 2/2 sash windows with decorative cornices, and the clapboard siding are original features. The screened porch and the exterior chimney are alterations. The small barn is a frame, 1-1/2 story structure.

Lincoln Street, north side from Ridgewood Avenue west.

504. 15 is a brick, 2 story, hip roofed dwelling with a slightly narrower extension on its east side. Style: vernacular Colonial Revival. Date: c 1922. It has a denticulated box cornice and a flat roofed entry stoop with Tuscan columns, entablature, and iron deck railing.
505. 21 is a stuccoed, 2-1/2 story, gable roofed dwelling with rear wing. Style: Colonial Revival. Date: c 1906. The flat roofed entry porch with Tuscan columns, box cornice, and deck railing is flanked by terraces with balustrades. Above the entry, a Palladian-like window is flanked by pilasters that support a triangular pediment with lunette window. Other features include gable dormers with pediments, a denticulated box cornice with returns, and a screened side porch. The garage has similar detailing.
506. 25 is a frame, 2 story, gable roofed dwelling with a 1-1/2 story west wing and a large, 2 story rear wing. Style: Colonial Revival. Date: c 1856. Built as a simple vernacular dwelling, it was substantially enlarged and remodeled in the Colonial Revival style in the early 20th century. What was probably the kitchen in the west wing became the entry hall. The bracketed box cornice with returns is an original feature.
507. 29 is a frame, 1-1/2 story, gambrel roofed dwelling with gable end facing the street and a round tower with a bell-cast spire at its southeast corner. Style: vernacular Queen Anne. Date: c 1887. It has wood shingle siding and gable dormers.
508. 33 is a frame, 2 story, hip roofed dwelling with a gabled projection on its east side and a front gable. Style: vernacular. Date: c 1887. Exterior features include clapboard and wood shingle siding, an L-shaped porch with Tuscan columns and lattice-like balustrade, and a box cornice returned across the gables to form pediments.
509. 39 is a frame, 2-1/2 story, hip roofed dwelling with gables on both sides. Style: vernacular. Date: c 1894. It has 1/2 hexagonal bay windows flanking a blind, fanlighted window above the center entry with transom and sidelights; clapboard siding; and a front porch with Tuscan columns.
510. 43 is a frame, 2-1/2 story, hip roofed dwelling with two level, 1/2 hexagonal bay windows on the front and the east side. Style: vernacular. Date: c 1906-15. Among its exterior features are hip dormers, overhanging eaves, clapboard and wood shingle siding, and a porch with Tuscan columns.

Glen Ridge Historic District, Essex County, NJ

511. 47 is a frame, 2 story, hip roofed dwelling with a gabled projection on the front. Style: vernacular. Date: c 1890-1900. It has overhanging eaves, clapboard siding, and a partially screened, U-shaped porch.
512. 79 is a frame, 2 story, hip roofed dwelling with a gabled projection on front above the porch with Tuscan columns. Style: vernacular. Date: c 1894. It has been covered with aluminum siding.

Douglas Road, west side from Lincoln Street to Marston Place.

513. 56 is a stuccoed frame, 2-1/2 story, hip roofed dwelling with a rear ell and a 2-1/2 story, 1/2 octagonal entry bay centered on the front. Style: Queen Anne. Date: c 1891. The wood shingle clad attic story has gables on front and east sides. The L-shaped porch has a glass enclosed, 1/2 hexagonal south end; an enclosed, gabled projection on front; and an open northend with square posts on a closed railing and with an attached porte-cochere. The stuccoed, 1-1/2 story carriage house, now converted to a dwelling, has bracketed overhanging eaves.
514. 60 is a frame, 2-1/2 story, gambrel roofed dwelling with a rear appendage. Style: Colonial Revival. Date: c 1899. Exterior features include wood shingle siding, segmentally arched dormers, a denticulated box cornice, and an eared, segmentally arched entry stoop with clustered Tuscan columns. Originally the upper slopes were outlined with a balustrade.
515. 64 is a frame, 1-1/2 story, gambrel roofed dwelling with rear appendage. Style: Shingle. Date: c 1890-1900. Large, 1/2 octagonal dormers flank a small, shed dormer above the front porch which has gabled projections on each end and Tuscan columns. The house has wood shingle siding.
516. 68 is a frame, 2-1/2 story, hip roofed dwelling with gables on the front and the south side. Style: vernacular Queen Anne. Date: c 1892. The exterior features a box cornice returned to form gable pediments, a Palladian window in the front gable, hip dormers, and clapboard and wood shingle siding.

Marston Place

517. 16 is a frame, 2-1/2 story, gable roofed dwelling with a rear wing and two gables on front. Style: vernacular. Date: c 1890-1900. The shingle clad gables are decorated with stick work and bargeboards. Other features include 12/1 sash windows with cornices, an L-shaped porch with square posts, and a sidelighted entry whose door has a Gothic window.
518. 9 is a stuccoed, 1-1/2 story, gable roofed dwelling. Style: vernacular. Date: c 1892-1906. It has a shed and a hip dormer, a transomed entry, and clapboarded gables. It is a converted carriage house.

Douglas Road, west side from Marston Place to Woodland Avenue.

Glen Ridge Historic District, Essex County, NJ

519. 74 is a brick and frame, 2-1/2 story, hip roofed dwelling with a gabled projection on the south side; a round, brick tower at the northeast corner; and a smaller, frame, octagonal tower at the southeast corner. Style: Queen Anne. Date: c 1892. The southeast tower and most of the concave hip dormers are sheathed with copper. Other features include corbelled brick chimney stacks, wood shingle and clapboard siding, and an L-shaped porch with Tuscan columns.
520. 78 is a frame, 2 story, gable roofed dwelling with a gable centered on the front and a rear wing. Style: vernacular Colonial Revival. Date: c 1892. It has a box cornice and frieze returned to form gable pediments, clapboard siding, an off-center entry, and a gabled entry stoop with pediment and tapered square posts.
521. 80 is a frame, 2-1/2 story, gable roofed dwelling. Style: Colonial Revival. Date: c 1909. Exterior features include a denticulated cornice, and a center entry with curve mullioned sidelights. The gabled entry stoop has a broken pediment, a denticulated entablature, and Tuscan columns.
522. 88 is a stuccoed, 2-1/2 story, gable roofed dwelling with a rear wing. Style: vernacular. Date: c 1910. Architect: Frank Goodwillie of New York City. It has overhanging eaves, an enclosed side porch, and a hip roofed entry stoop flanked by tripart windows with brick Gibbs surrounds.
523. 90 is a stuccoed, 2 story, hip roofed dwelling with brick corners set perpendicular to the street. Style: vernacular. Date: c 1908. It has overhanging eaves, a flat roofed side porch with arched windows, and a brick chimney with an arched recess centered on the street facade.
524. 96 is a frame, 2-1/2 story, gable roofed dwelling. Style: vernacular Queen Anne. Date: c 1904. The flat roofed entry stoop with square posts is surmounted by a 1/2 hexagonal bay window with balustrade below a small, gable dormer with bargeboard. Flanking this are bracketed, overhanging gabled projections. The gables have bargeboards with bracketed ends and an overhang with stucco and stick work facing and pendants.

Douglas Road, east side from Woodland Avenue to Lincoln Street.

525. 89 is a frame, 2 story, gable roofed dwelling with a gabled projection on the front and a rear ell with attached garage. Style: vernacular Tudor Revival. Date: c 1928. The two story side porch has round headed openings on the lower level and square posts on the upper. Other features include a polycrome slate roof, stucco siding with some 1/2 timbering, and decorative clapboards on the gables.
526. 87 is a brick, 2-1/2 story, hip roofed dwelling with attached garage, 2 front gables, and a shed continuation of the south hip covering the enclosed side porch. Style: vernacular Tudor Revival. Date: c 1926. On the front an oriel window separates the large stone chimney from the gabled entry stoop with brick piers and stone segmental lintel.

Glen Ridge Historic District, Essex County, NJ

527. 85 is a brick, 2 story, gable roofed dwelling. Style: Colonial Revival. Date: c 1927. Exterior features include a box cornice, a sidelighted entry with elliptical fanlight, a flat roofed entry stoop with iron deck railing, entablature, and Tuscan columns, and a side porch.
528. 83 is a brick and frame, 2 story, gable roofed dwelling with two gables on the front. Style: vernacular Tudor Revival. Date: c 1920-30. The stuccoed upper level overhangs the brick first floor on front. Other features include overhanging eaves with projecting purlins, enclosed side porches, and a gabled entry stoop with pediment and plain columns.
529. 79 is a frame, 2 story, hip roofed dwelling with an overhanging front gable broken at its north end by a small, conical roofed, round tower. Style: Queen Anne. Date: c 1892. It also has a gabled, overhanging projection on the north side, a Palladian window in the front gable, a gabled entry stoop with pediment and round posts, and wood shingle and clapboard siding.
530. 75 is a frame, 2-1/2 story, gable roofed dwelling with an off-center front gable, a rear appendage, and two story, 1/2 hexagonal bay windows on the front and each side. Style: Queen Anne. Date: c 1890-1900. The box cornice with decorated frieze is returned across each gable supporting its kick. Other features include wood shingle and clapboard siding, a partially recessed window in the front gable, a Palladian-like first floor front window, and an L-shaped porch with stone foundation, turned balusters, and Tuscan columns. The frame, hip roofed carriage house has a cupola, hip and eyebrow dormers, and a hoist dormer.
531. 69 is a frame, 2 story, gable roofed dwelling with a gabled projection on the north gable, an off-center front gable, and a 2 story, 1/2 hexagonal bay window on the front. Style: vernacular Queen Anne. Date: 1891. Covered by aluminum siding, it has a box cornice bracketed on the front and returned to support the overhanging gables, and an L-shaped porch with turned posts and balusters. The carriage house is similar to the one next door.
532. 65 is a stuccoed, 2-1/2 story, hip roofed dwelling. Style: vernacular. Date: c 1906. Exterior features include hip dormers, overhanging eaves, an enclosed two story side porch with plain pilasters, and a flat roofed vestibule with a recessed, round arched entry.
533. 61 is a frame, 2-1/2 story, gambrel roofed dwelling with a flat roofed extension on the south gable. Style: Queen Anne/Colonial Revival. Date: c 1890. Architect: W. S. Knowles of Bloomfield, NJ. Two bracketed oriel windows support the overhanging east gable with lunet window. Among the other features are shed dormers, clapboard siding, a belt course, a four part, diamond paned window to the north of the sidelighted entry, and a flat roofed porch with clustered, Tuscan columns on stone pedestals.
534. 57 is a frame, 1-1/2 story, gambrel roofed dwelling with a rear wing. Style: Shingle Date: c 1892. The overhanging upper portion of the large gambrel gable on the front is supported by brackets and a 1/2 hexagonal bay window. The later surmounts a 1/2 octagonal entry

Glen Ridge Historic District, Essex County, NJ

vestibule with a parapet. Other features include overhanging eaves returned to form gable pent roofs, wood shingle siding, a glass enclosed porch on the south side, and a *porte-cochere* to the north of the entry. The frame, 1-1/2 story carriage house has a louvered cupola and a hoist gable.

Summit Street, west side.

535. 8 is a frame, 2 story, gable roofed dwelling with a gabled projection on its north side. Style: vernacular Colonial Revival. Date: c 1912. Architect: Karl Seifert of New York City. It has clapboard siding, an enclosed side porch, and a gabled entry stoop with broken pediment, entablature, and Tuscan columns.
536. 12 is a frame, 2 story, gable roofed dwelling with an overhanging front gable supported by brackets and a two story, 1/2 hexagonal bay window. Style: vernacular Queen Anne. Date: c 1897. Other features include a box cornice with returns, a Palladian window in the front gable, a porch with Tuscan columns, and clapboard siding.
537. 14 is a frame, 2-1/2 story, gable roofed dwelling with a gambrel profile on the south gable and a round, conical roofed tower on the front. Style: Queen Anne. Date: c 1897. Covered with asbestos siding, it has hip dormers, a box cornice with returns, a two story, 1/2 hexagonal bay window, and a hip roofed front porch with Tuscan columns.
538. 18 is a frame, 2-1/2 story, gable roofed dwelling with a rear wing and a one story appendage on the south side. Style: Colonial Revival. Date: c 1916. Exterior features include segmentally arched dormers, clapboard siding, a denticulated box cornice with returns, an entry with curve mullioned sidelights and elliptical fanlight, and a gabled entry stoop with broken pediment, entablature, and Tuscan columns.
539. 22 is a stuccoed, 2-1/2 story, hip roofed dwelling with a flat roofed, one story appendage on the north side. Style: vernacular Spanish Colonial Revival. Date: c 1922. Set in shallow, round arched recesses, each of the French windows on the first floor front has a small porch with iron railing. Other features include overhanging eaves, transomed case-ment windows on the second floor, and a round headed entry hood on brackets.

Summit Street, east side.

540. 7 is a frame, 2-1/2 story, hip roofed dwelling. Style: vernacular. Date: c 1909. It has hip dormers, wood shingle and clapboard siding, a bay window on the second floor front, and a porch with square posts on a cobblestone railing.
541. 9 is a frame, two story, hip roofed dwelling with gabled projections on both sides and a front gable. Style: vernacular. Date: c 1887. A box cornice supports the kicked, shingle clad gables forming pediments. Other features include clapboard siding, 2/2 sash windows, and a shed roofed porch with Tuscan columns.

Glen Ridge Historic District, Essex County, NJ

542. 11 is a frame, 2-1/2 story, hip roofed dwelling. Style: vernacular. Date: c 1894. Among the exterior features are wood shingle and clapboard siding, a box cornice, and a front porch with Tuscan columns. The hip dormers have been covered with aluminum siding.
543. 15 is a frame, 2 story, gable roofed dwelling with a gabled projection center on the front above the porch. Style: vernacular. Date: 1907. It has stucco siding, overhanging eaves, gable bargeboards with pendants, and square porch posts with stick brackets.
544. 17 is a frame, 2-1/2 story, gable roofed dwelling with a gabled projection on front and a rear appendage. Style: vernacular, Colonial Revival. Date: c 1890-1900. Extensive remodeling in the Colonial Revival style resulted in the removal of the original front porch and entry and the placement of a fanlighted entry on the south gable.

Hillcrest Road, south side.

545. 20 is a masonry, 2-1/2 story, hip roofed dwelling. Style: Period Revival. Date: c 1909. Architect: Frank Goodwillie, who lived in this house. Exterior features include overhanging eaves, stucco siding, bracketed flower boxes below two of the second floor windows, a flat roofed bay window with parapet and transomed windows, a recessed, round headed entry, and a front terrace. The stuccoed, flat roofed garage has a parapet.
546. 26 is a brick and frame, 2-1/2 story gable roofed dwelling with a rear ell. Style: vernacular. Date: c 1901. A shed continuation of the main roof covers the front porch with square posts on brick piers. Other features include shed and gable dormers, a polychrome slate roof, bracketed overhanging gables, stucco siding above the brick first floor, and a two story, 1/2 hexagonal bay window on the front. The carriage house has similar detailing.
547. 30 is a frame, 2-1/2 story, hip and clip=gable roofed dwelling with a gabled projection on front incorporating the glass enclosed, bracketed, recessed entry porch and with a rear ell. Style: vernacular Queen Anne. Date: c 1901. An oriel window supports the overhanging front gable. Other features include kicked, overhanging gables, overhanging eaves; and clapboard siding.
548. 34 is a frame, 1-1/2 story, gambrel roofed dwelling. Style: vernacular Dutch Colonial. Date: c 1924. It has shed dormers, overhanging eaves returned to form gable pent roofs, and an entry vestibule with a gabled stoop.

Hillcrest Road, north side.

549. 15 is a brick and frame, 2-1/2 story, hip roofed dwelling with a shed continuation of the main roof covering the enclosed side porch. Style: Tudor Revival. Date: c 1912. Exterior features include hip and shed dormers, overhanging eaves, stucco siding with 1/2 timbering above the brick first floor, and a projecting bay on the front above the recessed entry.

Glen Ridge Historic District, Essex County, NJ

550. 21 is a stuccoed, 2 story, gable roofed dwelling with a shallow gabled projection on the west end of the front. Style: Period Revival. Date: c 1909. Architect: Herbert E. Davis of Davis, McGrath, & Kiessling, who lived in this house. The enclosed, flat roofed porch attached to the front projection has a stepped parapet. Other features include overhanging eaves, casement windows, an oriel window on the front, a recessed, segmentally arched entry, and the remnants of trelliswork. The architect lived in this house.
551. 25 is a stuccoed, 2-1/2 story, hip roofed dwelling with a projecting entry bay on the east end of the front. Style: Spanish Colonial Revival. Date: c 1908. Architect: Davis, McGrath, & Kiessling. The recessed, entry porch opens from a simple Palladian archway with Tuscan columns. Among the other features are a pantile roof, overhanging eaves, round headed windows at the west end of the first floor, casement and sash windows, and a front terrace with a balustrade punctuated by urns on square piers.
552. 29 is a frame, 2-1/2 story, T-shaped dwelling with a gable at the east end of the front and an extension at the west end incorporating a glass enclosed porch above the side portion of the L-shaped, screened front porch. Style: Colonial Revival. Date: c 1900. On the front and east side, gable dormers with Gothic sash and pilasters alternate with connecting shed dormers. Other features include a built-up box cornice with returns and frieze, simple corner pilasters, wood shingle siding, a lunet gable window, and a gabled projection of the porch in front of the entry.
553. 33 is a frame, 2-1/2 story, gambrel roofed dwelling set perpendicular to the street. Style: vernacular Dutch Colonial. Date: c 1923. It has kicked, overhanging eaves, gable pent roofs, wood shingle siding, a glass enclosed side porch, and a gabled entry stoop with columns.

Woodland Avenue, south side from borough line to Ridgewood Avenue.

554. 70 is a frame, 2 story, gable roofed dwelling. Style: vernacular Colonial Revival. Date: c 1924. Exterior features include clapboard siding, an enclosed side porch, a box cornice with returns, and a gabled entry vestibule with pediment.
555. 52 is a frame, 2 story, gable roofed dwelling. Style: vernacular Colonial Revival. Date: c 1911. It has overhanging eaves, clapboard siding, enclosed porches at each end, and entry with curve mullioned sidelights and elliptical fanlight, and a shed roofed stoop with simple columns.
556. 48 is a frame, 2-1/2 story, gable roofed dwelling with gable end facing the street and a gabled projection on the front above the porch. Style: Shingle. Date: c 1890-1900. Exterior features include overhanging eaves and gables, wood shingle siding, shallow projections on the east and west sides, and square porch posts on a closed railing.

Glen Ridge Historic District, Essex County, NJ

557. 42 is a stuccoed, 2-1/2 story, hip roofed dwelling. Style: Spanish Colonial Revival. Date: c 1907. The recessed porch has an entry with pantile pent roof and square piers and a rectangular opening to the east of the center entry. Among the other features are a pantile roof, overhanging eaves with exposed rafter ends, an enclosed side porch on the west, and an oriel window surmounted by a pent roof on the east.
558. 38 is a frame, 2-1/2 story, gable roofed dwelling with the gable end (facing the street) having a salt box profile. Style: vernacular. Date: c 1886. From the double gable wall dormer on the west side projects a two story, 1/2 octagonal bay window. Other original features include overhanging eaves, clapboard siding, gable dormers, and 2/2 sash windows. A subsequent remodeling resulted in the removal of the front porch and the insertion of the Colonial Revival entry.
559. 32 is a frame, 2-1/2 story, mansard roofed, L-shaped dwelling. Style: vernacular Second Empire. Date: c 1871-80. It has a 2-1/2 story, 1/2 octagonal bay window on the east side, a two story bay window on the east side, and a one story bay window on the front. It also has an imbricated slate roof, a box cornice with double brackets, 2/2 sash windows, clapboard siding. The flat roofed entry porch on the west side, and glass enclosed porch on the east are probably later replacements. The frame, 1-1/2 story carriage house has a hoist gable.
560. 28 is a frame, 2-1/2 story, hip roofed dwelling with a roof deck. Style: Colonial Revival. Date: c 1892. The sidelighted main entry on the west side has a flat roofed porch with entablature and square posts. A second sidelighted entry with elliptical fanlight and similar porch is located on the east side: a third porch is found on the front. Other features include gable dormers with Gothic sash and pilasters, corner pilasters with Ionic capitals supporting an entablature, and clapboard siding. The hip roofed carriage house has a cupola, a hoist gable, and clapboard siding.
561. 24 is a frame, 2-1/2 story, hip roofed, L-shaped dwelling with its main facade facing east to Hillcrest Road. Style: Colonial Revival. Architect: Frank Goodwillie of New York City. Date: c 1904. Centered on the front, a triangular pediment with oval window is supported by pilasters with Ionic capitals that flank an entry with curve mullioned sidelights. The semi-circular entry porch has a roof balustrade with urns, an entablature, and Tuscan columns. Other features include glass enclosed, recessed porches at both ends, clapboard siding, and a denticulated box cornice.
562. 10 is a frame, 2-1/2 story, hip roofed, U-shaped dwelling with rear appendages, a square tower in the rear court, and a shed continuation of the main roof covering a porch on the east side. Style: Colonial Revival. Date: c 1901. The entry porch has a scroll pediment broken by a key block above a Palladian archway with Tuscan columns. Other features include hip and half octagonal dormers, oval windows with key blocks, wood shingle siding, and a box cornice.

Glen Ridge Historic District, Essex County, NJ

Woodland Avenue, north side from Darwin Place to the borough line.

563. 9 is a frame, 2-1/2 story, gable roofed, L-shaped dwelling with rear appendages. Style: vernacular. Date: c 1886. It has wood shingle siding, shed dormers, overhanging eaves, enclosed gable peaks, and several, 2-story bay windows. The enclosed, 2-story front porch and some of the appendages are probably later alterations.
564. 11 is a stuccoed, two story, hip roofed dwelling. Style: vernacular. Date: c 1909. It has overhanging eaves, an enclosed side porch, and a glass enclosed, hip roofed entry stoop.
565. 15 is a frame, 1-1/2 story, gable roofed dwelling. Style: vernacular, Cape Cod. Date: c 1950-60.
566. 19 is a frame, 2-1/2 story, gable roofed, L-shaped dwelling with a gable end facing the street. Style: vernacular. Date: c 1889. Exterior features include kicked, overhanging eaves, wood shingle siding, a hip dormer, and a U-shaped porch with round posts. A frame, 1-1/2 story carriage house stands to the rear.
567. 23 is a stuccoed, 2 story, hip roofed dwelling. Style: vernacular Spanish Colonial Revival. Date: c 1909. It has overhanging eaves, a hip roofed entry porch with square posts on a closed railing, and a recessed side porch with a rectangular opening.
568. 25 is a frame, 2-1/2 story, gable roofed dwelling with gable end facing the street. Style: vernacular. Date: c 1912. Exterior features include overhanging eaves, stucco siding, exposed purlin ends, and an entry on the east side with a shed hood.
569. 27 is a frame, 2-1/2 story gable roofed dwelling with a gabled centered on the front. Style: vernacular. Date: c 1872-1880. Original features include the overhanging eaves with brackets and the 2/2 sash windows with small cornices. Subsequent remodeling has resulted in the removal of the front porch, the Colonial Revival front entry with pediment and pilasters, and the entry vestibule on the east gable.
570. 31 is a frame, 2 story, gable roofed dwelling with gable end facing the street. Style: vernacular. Date: c 1911. It has wood shingle siding, a 1/2 hexagonal bay window at each end of the second floor front, and a front porch with square posts on a closed railing.
571. 33 is a frame, 2-1/2 story, hip roofed dwelling with a rear lean-to. Style: vernacular. Date: c 1923. Covered with aluminum siding, it has hip dormers, overhanging eaves, and a porch with square posts on a closed railing.
572. 35 is a frame, 2-1/2 story, hip roofed dwelling. Style: vernacular. Date: c 1909. It has hip dormers, overhanging eaves, wood shingle siding, and a bay window above the front porch with Tuscan columns.

Glen Ridge Historic District, Essex County, NJ

573. 39 is a frame, 2 story, gable roofed dwelling with a 1-1/2 story east wing. Style: Colonial Revival. Architects: Wilder & White. Date: c 1908. Exterior features include a box cornice with returns, quadrant gable windows, wood shingle siding, a tripart window above the center entry, and a gable stoop with broken pediment, entablature, and slender columns.
574. 45 is a stuccoed, 2 story, hip roofed dwelling. Style: vernacular Spanish Colonial Revival. Date: c 1910-20. Architect: William Edgar Moran. It has overhanging eaves, hip dormers, casement windows with cornices and iron railed balconies on the first floor, an enclosed side porch with parapet and with windows set in a blind arcade, and a central entry with a round head hood on consoles. The stuccoed garage has a Palladian window.
575. 49 is a frame, 2-1/2 story, gable roofed dwelling with a round, conical roofed tower at the west end of the front and rear appendages. Style: Queen Anne. Date: c 1890. The shed roofed porch with Tuscan columns on a closed railing follows the curve of the tower and has a 1/2 round projection at its east end. Other features include: a box cornice returned to form gable pediments, a gable wall dormer and an oriel window on the front, a band of windows on the top floor of the tower, and clapboard and wood shingle siding. The frame, 1-1/2 story carriage house has a gable and a hoist dormer on the front.
576. 53 is a frame, 2-1/2 story, gable roofed dwelling with a rear appendage and a two story portico, the west end of which is enclosed, across the front. Style: Colonial Revival. Date: c 1889, remodeled c 1930-40. Architect: Maxwell Kimball. Totally transformed in the Colonial Revival style, the exterior features gable dormers, a box cornice returned to form gable a 1/2 hexagonal bay window, 6/6 sash windows, square portico posts, and clapboard siding.
577. 57 is a frame, 2-1/2 story, clip-gable roofed dwelling with an octagonal tower at its southeast corner and a gabled projection above a 1/2 octagonal bay window on the west side. Style: Queen Anne. Date: c 1889. It has wood shingle siding, a box cornice returned to form gable pediments, a shed dormer, and a two story, enclosed side porch with 12/1 sash windows. The small, hip roofed entry stoop replaces the original front porch.
578. 61 is a stuccoed, 2-1/2 story, gable roofed dwelling. Style: vernacular. Date: c 1909. The wide overhanging eaves are returned on the gables forming pent roofs. Other features include hip dormers; a recessed, 2 bay front porch with segmentally arched openings; and a gabled entry hood on brackets. The frame carriage house has a gable hoist dormer with stickwork and a box cornice with returns and pendants. Architect: Edward Skillen, who lived here.
579. 65 is a frame, 1-1/2 story, gable roofed dwelling with gable end facing the street. Style: vernacular. Date: c 1924. It has shed dormers, clapboard siding, a cobble stone chimney centered on the front, and a gabled vestibule whose entry has a broken scroll pediment.

Glen Ridge Historic District, Essex County, NJ

580. 69 is a stuccoed, 1-1/2 story, clip-gable roofed, L-shaped dwelling. Style: vernacular. Date: c 1925. The gable facing the street has a kicked continuation. Other features include a polycrome slate roof, casement windows, and a stone, gabled vestibule with a round headed entry.
581. 71 is brick and frame, 2-1/2 story, hip roofed dwelling. Style: vernacular. Date: c 1926. Exterior features include overhanging eaves, a pent roof at the second floor level, clapboard siding above the brick first floor, and a gabled entry stoop.
582. 73 is a frame, 1-1/2 story, gambrel roofed dwelling. Style: vernacular Dutch Colonial. Date: c 1926. It has clapboard siding, shed dormers, and overhanging eaves.

Freeman Parkway.

583. 2 is a brick and frame, 1-1/2 story, gambrel roofed dwelling. Style: vernacular Dutch Colonial. Date: c 1920-30. Exterior features include overhanging eaves, shed dormers, wood shingle siding above the brick first floor, and a hip roofed vestibule with stoop seats flanking the entry.

Bloomfield Avenue, north side from Belleville Avenue to borough line.

584. 955 is a frame, 1-1/2 story, gambrel roofed dwelling. Style: vernacular Dutch Colonial. Date: c 1920-30. Covered with aluminum siding, it has shed dormers, overhanging eaves, a gabled entry stoop, and an enclosed side porch.
585. 957 is a frame, 1-1/2 story, gable roofed dwelling. Style: vernacular. Date: c 1920-30. It has shed dormers, overhanging eaves, wood shingle and clapboard siding, and a gabled entry stoop.
586. 961 is a frame, 1-1/2 story, gable roofed dwelling. Style: vernacular. Date: c 1920-30. A smaller, simpler version of 957 Bloomfield, it has been covered with aluminum siding on the first floor.
587. 961 is a frame, two story, shed roofed structure. Style: vernacular. Date: c 1910-30. It has clapboard siding and a two story porch on its east end.
588. 969 is a frame, two story, gable roofed dwelling with gable end facing the street, a two bay extension to its east, and appendages. Style: vernacular. Date: c 1905. The peak of the front gable is enclosed with decorative paneling. Other features include overhanging eaves, 2/2 sash windows, wood shingle siding, and a hip roofed porch with square posts on a closed railing. To the rear stands a two story, stuccoed masonry, hip roofed structure with roof parapet and segmentally arched window lintels.

Glen Ridge Historic District, Essex County, NJ

589. 973 is a frame, 2 story, gable roofed dwelling with gable end facing the street and a rear lean-to. Style: vernacular. Date: c 1905. Like 969 Bloomfield, the peak of the front gable has an enclosed overhang. Among the other features are overhanging eaves, wood shingle siding, 2/2 sash windows and a shed roofed porch with square posts on a closed railing.
590. 975 is a frame, two story, gable roofed dwelling with gable end facing the street and a rear lean-to. Style: vernacular. Date: c 1905. The twin of 973 Bloomfield, it has instead a hip roofed porch and asbestos siding.
591. 977 is a frame, 2 story, gable roofed, L-shaped dwelling with a gable end facing the street. Style: vernacular. Date: c 1896. It has overhanging eaves with brackets at the corners and jig saw cut work at the peak, stucco siding, a rectangular bay window, and a shed roofed porch with square posts on a closed railing.
592. 989 is a frame, two story, gable roofed dwelling with gable end facing the street and a gabled projection at the rear of the east side. Style: vernacular. Date: c 1906. Covered with asbestos siding, it has overhanging eaves and a shed roofed porch with turned posts.

Glen Ridge Avenue, south side from Bloomfield Avenue to borough line.

593. 40 is a frame, 2 story, gable roofed dwelling with a lower gabled projection on the front overhanging at the second floor level. Style: vernacular. Date: c 1909. Covered with aluminum siding, it has kicked, overhanging eaves, an oriel window on the front gable, a 1/2 hexagonal bay window on the front, an enclosed side porch, and a gabled entry stoop.
594. 42/43 is a frame, 2-1/2 story, hip roofed duplex dwelling. Style: vernacular. Date: c 1907-09. Exterior features include hip dormers, overhanging eaves, clapboard and wood shingle siding, a two story, 1/2 hexagonal bay window, and a hip roofed porch with Tuscan columns.
595. 50 is a frame, 1-1/2 story, gambrel roofed dwelling. Style: vernacular Tudor Revival. Date: c 1909. The large, double gable dormer has bargeboards with pendants and stucco siding with 1/2 timbering. Other features include kicked, overhanging eaves, wood shingled gables, and a stuccoed first floor.
596. 52 is a frame, 2-1/2 story, hip roofed dwelling. Style: vernacular. Date: c 1907. It has hip dormers, overhanging eaves, wood shingle and clapboard siding, and a front porch with Tuscan columns.
597. 54 is a frame, 2-1/2 story, hip roofed dwelling. Style: vernacular Queen Anne. Date: c 1890. Covered with aluminum siding, it has a kicked overhang at the second floor level, an overhanging gambrel gable on front, and a box cornice.
598. 58 is a frame, 1-1/2 story, mansard roofed dwelling with a flat roofed cupola. Style: vernacular Second Empire. Date: c 1871-80. The center gable on front is flanked by gable wall dormers with brackets that match the dormers on both sides. All have segmentally arched, 2/2 sash windows. Other original features include a box cornice with widely spaced brackets,

a rectangular oriel window on the north side. The wood shingle siding and the front porch with Tuscan columns are the result of later remodeling.

599. 62 is a frame, 2-1/2 story, gambrel roofed dwelling with a large gable on the front. Style: vernacular Queen Anne. Date: c 1888. Exterior features include overhanging eaves returned to form gable pent roofs, Palladian windows in the front and north gables, and wood shingle and clapboard siding. The gabled entry vestibule has been altered.
600. 66 is a frame, 1-1/2 story, gable roofed dwelling with gable end facing the street and a shed roofed appendage on the north side. Style: vernacular High Victorian. Date: c 1888. The smaller, upper portion of the two story, 1/2 hexagonal bay window arched windows; the hip roofed porch has a decorated gable with saw tooth edge projecting over the steps. A saw tooth edge also appears on the vertical siding that covers the upper 1/2 story.
601. 68/70 is a frame, 2-1/2 story, hip roofed duplex dwelling. Style: vernacular. Date: c 1906. Exterior features include siding, and shed roofed entry stoops with square posts on a closed railing.
602. 72 is a frame, 2-1/2 story, hip roofed dwelling. Style: vernacular. Date: c 1905. It has been covered with asbestos siding and the shed roofed porch has been enclosed.
603. 76 is a frame, 1-1/2 story, gable roofed dwelling. Style: vernacular. Date: c 1924. It has a large shed dormer and a central entry with shed hood.
604. 80 is a frame, two story, gable roofed dwelling with a rear appendage and a gable centered on the front. Style: vernacular Italianate. Date: c 1871-80, possibly earlier. Original features include the denticulated box cornice with brackets and frieze, the 2/2 sash windows, the segmentally arched entry with double doors, and the bracketed, flat roofed entry stoop. Alterations include the aluminum siding, the brick stoop posts, and the brick facing around the entry.
605. 88 is a frame, 2-1/2 story, gable roofed, L-shaped dwelling with a gable facing the street, a rear ell and a square, flat roofed appendage on the front. Style: vernacular. Date: c 1871-80. Among the original features are gable dormers, overhanging eaves, 2/2 sash windows, and a rectangular bay window on the east side. It has been covered with aluminum siding and the front porch has been removed.
606. 92 is a frame, 2 story, gable roofed dwelling with gable end facing the street, a shed extension on the north side, and rear appendages. Style: vernacular. Date: c 1865-75. The segmentally arched, 2/2 sash windows on the second floor front have point arched cornices. Other features include a bargeboard with brackets and stick work, an entry with double glass and panel doors, and an L-shaped porch with bracketed box cornice, decorated frieze, and square "Italianate" posts. The frame, 1-1/2 story out building to the rear has overhanging eaves with stick work and 6/6 sash windows.

Glen Ridge Historic District, Essex County, NJ

607. 100, the James Robley house, is a frame, 1-1/2 story, gable roofed dwelling with gable end facing the street and flat roofed appendages on the side and rear. Style: vernacular. Date: c 1854-59. Among the original features are overhanging eaves, 2/2 sash windows, the round headed gable window, and the transomed entry. The stucco siding and the L-shaped porch with iron railings are later alterations.
608. 104 is a frame, 2-1/2 story, hip roofed duplex dwelling. Style: vernacular. Date: c 1901. It has overhanging eaves, clapboard siding, a hip dormer with diamond paned upper sash, and a hip roofed porch with round posts.
609. 106 is a brick, two story, flat roofed dwelling with a rear appendage. Style: vernacular. Date: c 1902. Exterior features include a bracketed box cornice, 1/1 sash windows, and a 1/2 hexagonal bay window centered on the second floor front. The flat roofed porch has been enclosed. Built close to the street, this structure is perhaps the only example in Glen Ridge of its more urban type.

Glen Ridge Avenue, north side from the borough line to Belleville Avenue.

610. 119 is a frame, two story, gable roofed dwelling with gable end facing the street. Style: vernacular High Victorian. Date: c 1880-90. The double window in the imbricated shingle clad front gable has a semicircular fan-like, pediment. Other features include bargeboards and exposed rafter ends, 2/2 and 1/1 sash windows, clapboard siding, and a front porch with turned posts, balusters, and spindle frieze.
611. 117; the Israel Jacobus house, is a frame, two story, gable roofed dwelling with gable end facing the street. Style: vernacular High Victorian. Date: c 1868. The front gable has a jig saw cut bargeboard and a double round headed window. Among the other features are clapboard siding, 2/2 sash windows, an entry with double glass and panel doors, and a flat roofed porch with square "Italianate" posts and small brackets. Also on the property is a two story gable roofed barn with clapboard siding and a well with square framed wooden base, lathed sides and gabled roof covered with shingles. This well has been in continuous use for 110 years. Israel Jacobus built many houses in Glen Ridge, including this, his own. He also built the Glen Ridge Congregational Church (1889-1890).
612. 113 is a frame, 2-1/2 story, gable roofed dwelling with gable end facing the street. Style: vernacular. Date: c 1890-1900. It has overhanging eaves with bargeboards, clapboard siding, and a shed roofed porch with turned posts and small brackets.
613. 109 is a frame, 2-1/2 story, hip roofed dwelling with a gabled projection on its east side. Style: vernacular High Victorian. Date: c 1880-90. Exterior features include clapboard siding, a bracketed box cornice, a gable wall dormer with bargeboard, a two story, 1/2 hexagonal bay window on the south side, and front porch with turned posts and small brackets. The porch railing has been altered.

614. 107 is a frame, 1-1/2 story, gambrel roofed dwelling with an octagonal tower at the south end of the front. Style: vernacular Queen Anne. Date: c 1890-1900. Broken by a gable dormer, a shed continuation of the main roof covers the entry porch to the north of the tower. The house has wood shingle and clapboard siding.
615. 103 is a frame, 2-1/2 story, gable roofed dwelling with gable end facing the street and gabled projections on the front and the south side supported by a two story, 1/2 hexagonal bay window. Style: vernacular Queen Anne. Date: c 1890-1900. The gabled entry stoop has a pediment with decorative paneling, turned posts and balusters, and small brackets. Other features include imbricated wood shingle and clapboard siding and an entry with a glass and panel door.
616. 97 is a frame, 2 story, gable roofed L-shaped dwelling with gable end facing the street. Style: vernacular. Date: c 1880-1890. Covered with composition shingle siding, it has a 1/2 hexagonal bay window with a bracketed box cornice and a shed roofed entry stoop.
617. 93 is a frame, 2 story, gable roofed dwelling with gable end facing the street and a shed roofed appendage on its north side. Style: vernacular. Date: c 1890-1905. Covered with aluminum siding, it has an enclosed side porch and L-shaped front porch.
618. 89 is a frame, 2-1/2 story, gable roofed dwelling with a large front gable. Style: vernacular Queen Anne. Date: c 1880-1890. Exterior features include overhanging eaves returned to form pent roofs on the front and south gables; wood shingle and clapboard siding; two story, 1/2 hexagonal bay windows on the front and south sides; a recessed, double window in the front gable; and a front porch with double Tuscan columns on pedestals surmounted by a smaller screened porch on the second floor.
619. 85 is a frame, 2-1/2 story, gable roofed dwelling with a gabled, 2-1/2 story projection centered on the front and rear appendages. Style: vernacular. Date: c 1871-75. Among the surviving original features are two interior chimneys with corbelled brick stacks, round headed gable windows, several 2/2 sash windows, and the center entry. Alterations include aluminum siding, the double windows, and the gabled entry stoop.
620. 79 is a frame, 2 story, gable roofed, L-shaped dwelling. Style: vernacular. Date: c 1875. Covered with aluminum siding, it retains overhanging eaves with bargeboards.
621. 73 is a frame, 2-1/2 story, gable roofed dwelling with a large front gable. Style: vernacular Queen Anne. Date: c 1891. The overhanging gables have recessed windows below an angled flaring of their peaks. The front porch with round posts on a closed railing has a projecting south end. Aluminum siding covers the exterior.
622. 67 is a frame, 2-1/2 story, gambrel roofed dwelling with a small appendage on the north side. Style: Colonial Revival. Date: c 1911. Exterior features include a denticulated box cornice with returns, shed dormers, and a gabled entry stoop with pediment, columns, and small brackets. It has been covered with asbestos siding and the first floor front windows appear to have been altered.

623. 55 is a stuccoed frame, two story, gable roofed dwelling with gable end facing the street and a large gable on the north side. Style: vernacular Tudor Revival. Date: c 1910. Half timbering decorates the front gable and the gable of the screened entry porch with brick piers.

Highland Avenue, west side from Belleville Avenue to Baldwin Street.

624. 20 is a stuccoed frame, 2-1/2 story, hip roofed dwelling. Style: vernacular. Date: c 1910. It has hip dormers, overhanging eaves, two oriel windows on the second floor front, and a hipped entry stoop with round posts on pedestals.
625. 24 is a stuccoed frame, 2-1/2 story, clip-gable roofed dwelling. Style: vernacular. Date: c 1910. Exterior features include hip dormers, overhanging eaves, projecting front windows, and a shed roofed stoop.
626. 28 is a frame, 2-1/2 story, gable roofed dwelling. Style: vernacular. Date: c 1911. The south end of the L-shaped porch with Tuscan columns is enclosed and surmounted by a second floor enclosed porch. Other features include wood shingle siding and two, 1/2 hexagonal bay windows on the second floor front.
627. 30 is a stuccoed frame, 2-1/2 story, gable roofed dwelling with gable end facing the street and a gabled projection on the front. Style: vernacular Tudor Revival. Date: c 1912. Half timbering decorates the two front gables and the gable of screened entry stoop with brick piers.
628. 34 is a frame, two story, gable roofed, L-shaped dwelling with a gable end facing the street and a rear wing. Style: vernacular Italianate. Date: 1875. Covered with aluminum siding, it has a bracketed box cornice with returns, round headed gable windows, 2/2 sash windows, and a 1/2 hexagonal bay window. The L-shaped porch is a later replacement. The house was built on the foundation of a dwelling that had been destroyed by fire several months previously.
629. 46 is a frame, 2-1/2 story, gabled dwelling with a projection centered on the front. Style: vernacular. Date: c 1865-71. Original features include overhanging eaves, point arched gable windows, 2/2 and double 1/1 sash windows, and a 1/2 hexagonal bay window on the south gable. The wood shingle siding and the porch with Tuscan columns are the result of subsequent remodeling.
630. 50 is a frame, 2 story, gable roofed, L-shaped dwelling with a gable end facing the street and a rear appendage. Style: vernacular Italianate. Date: c 1865-71. It has overhanging eaves, 2/2 sash windows, two story, 1/2 hexagonal bay windows on the front and south gables, and a sidelighted entry. It has been covered with asbestos siding; the flat roofed entry porch is probably a later replacement.
631. 60 is a frame, 2-1/2 story, hip roofed dwelling with balustraded roof deck. Style: Colonial Revival. Architect: Pringle of New York City. Date: c 1912. The sidelighted, center entry is surmounted by a Palladian window with key block and flanking pilasters. Other features include pedimented dormers, a denticulated box cornice, a two story bay window on the north side, a flat roofed porch with denticulated box cornice and Tuscan columns, and clapboard and wood shingle siding.

Glen Ridge Historic District, Essex County, NJ

632. 66 is a frame, 2-1/2 story, gambrel roofed dwelling with a large, overhanging gambrel gable, supported by a bay window on the front. Style: vernacular Queen Anne/Colonial Revival. Date: c 1906. Among the exterior features are kicked overhanging eaves, shed dormers, wood shingle and clapboard siding, a Palladian window in the front gable, and a shed entry hood on brackets.
633. 72 is a frame, 2-1/2 story, hip roofed dwelling with a balustraded roof deck and a two story, semicircular projection on the front. Style: Colonial Revival. Date: c 1906. It has round headed dormers, a denticulated box cornice, clapboard siding, Palladian windows on the front projection and the north side, and recessed entry at the northeast corner with a segmental pediment and columns.
634. 76 is a frame, 1-1/2 story, gambrel roofed dwelling. Style: vernacular Queen Anne/Colonial Revival. Date: c 1895. Exterior features include shed dormers, wood shingle siding, a 1/2 octagonal bay window on the south side, and a recessed front porch with Tuscan columns and a gabled, screened projection from its south bay.
635. 80 is a brick and frame, 1-1/2 story, gambrel roofed dwelling. Style: vernacular Colonial Revival. Date: c 1905. Half hexagonal bay windows flank the sidelighted entry with elliptical fanlight. Other features include overhanging eaves, wood shingle siding on the gables, shed dormers, an oriel window on the south gable, and a semicircular entry stoop with Tuscan columns, entablature, and iron, roof deck railing.
636. 84 is a stuccoed, 2-1/2 story, hip roofed dwelling. Style: Spanish Colonial Revival. Date: c 1911. The exterior features overhanging eaves, a belt course, a recessed entry with sidelights and pergola-like hood, a front terrace with capped, stuccoed walls, and an enclosed side porch with segmentally arched windows and a roof deck balustrade.

Highland Avenue, east side from Bladwin Street to Belleville Avenue.

637. 107 is a frame, 1-1/2 story, gable roofed dwelling with small appendages. Style: vernacular. Date: c 1915. It has overhanging eaves with exposed purlins, gable dormers, wood shingle and clapboard siding, and a gable entry porch with tapered brick piers.
638. 103 is a frame, 2-1/2 story, clip-gable roofed dwelling. Style: vernacular. Date: c 1909. Exterior features include overhanging eaves, two oriel windows on the second floor front, wood shingle and clapboard siding, and a gabled entry stoop.
639. 97 is a stuccoed frame, 2-1/2 story, hip roofed dwelling. Style: vernacular. Date: c 1909. A stuccoed continuation of the walls, the cove cornice is broken by two 1/2 hexagonal bay windows on the second floor front. Among the other features are hip dormers and an L-shaped porch.

Glen Ridge Historic District, Essex County, NJ

640. 81 is a frame, two story, gable roofed dwelling with a gable centered on the front above a flat roofed, projecting bay. Style: Tudor Revival. Date: c 1903. It has overhanging eaves, Palladian windows in the gables, stucco siding with 1/2 timbering, and an L-shaped porch with a gable above the entry at the clipped southwest corner. The porch has been partially enclosed.
641. 77 is a frame, two story, gable roofed dwelling. Style: Colonial Revival. Date: c 1909. Its most notable feature is the gabled entry stoop with broken pediment and full Roman Doric entablature and columns. Among the other details are gable dormers, an entablature returned on the gables and supported by denticulated corner pilasters, wood shingle siding, and a sidelighted entry with elliptical fanlight.
642. 73 is a frame, 2-1/2 story, gable roofed dwelling with gable end facing the street and a two story, 1/2 hexagonal projection on its south side. Style: Queen Anne. Date: c 1889. The box cornice is returned to form a pediment on the front gable which has an imbricated shingle clad projection at the peak above a tripart window. Other features include gable dormers with pediments, wood shingle siding, and an L-shaped porch with square posts on a closed balustrade.
643. 69 is a frame, 2-1/2 story, hip roofed dwelling with a one story side appendage. Style: vernacular Colonial Revival. Date: c 1895. Among the exterior features are gable dormers with pediments, a full entablature under the eaves, clapboard siding, and a shed roofed porch with Tuscan columns.
644. 63 is a frame, 2-1/2 story, hip roofed dwelling. Style: vernacular. Date: c 1896. It has hip dormers, a box cornice with frieze, a brick chimney on the front, and hip roofed front and side porches with Tuscan columns on paneled pedestals.
645. 55 is a frame, 1-1/2 story, gable roofed dwelling with a one story south wing. Style: vernacular Cape Cod. Date: c 1945-55.
646. 45 is a frame, 2-1/2 story, hip roofed dwelling with a hip roofed projection on the front. Style: vernacular. Date: c 1893. Exterior features include hip dormers, a box cornice, a bay window on the south side, and an L-shaped porch with Tuscan columns.
647. 35, the Abijah R. Brewer house, is a frame, 2-1/2 story, gable roofed dwelling with a gabled projection at the south end of the front and a one story north wing and attached garage. Style: vernacular Colonial Revival. Date: c 1878. Original features include the shed dormers, the two story bay window on the south side, and the decorative boss on the front gable. The two story portico and the attached garage are the result of subsequent remodeling.
648. 31 is a stuccoed, two story, gable hip roofed dwelling with a gabled projection on the front incorporating the smaller, gabled entry bay. Style: vernacular. Date: c 1910. A shed continuation of the hipped south end covers the enclosed side porch. The recessed entry has a segmentally arched glass door with Gothic arched sidelights and a shallow, segmentally arched entry stoop. Other features include overhanging eaves

Glen Ridge Historic District, Essex County, NJ

with exposed purlins and a stuccoed chimney on the front.

649. 25 is a frame, two story, gable roofed dwelling with an overhanging second floor on the front and an enclosed side porch. Style: vernacular Colonial Revival. Date: c 1930-40.

650. 21 is a brick, 1-1/2 story, hip and gable roofed dwelling with garage. Style: vernacular, split level. Date: 1976.

651. 17 is a frame, two story, gable roofed dwelling with a gambrel gable on the front and a garage. Style: vernacular, bi-level. Date: c 1975.

652. 15 is a frame, 2-1/2 story, gable roofed dwelling with one story extensions on the north and south ends. Style: vernacular Colonial Revival. Date: c 1915. Exterior features include a box cornice with returns, two oriel windows on the second floor front, clapboard siding, a fanlighted entry, and a gabled stoop with Ionic columns.

653. 11 is a stuccoed frame, 2-1/2 story, gable roofed dwelling with a two extension on its south gable. Style: vernacular. Date: c 1913. It has overhanging eaves with exposed rafter ends and a gabled entry vestibule with Tuscan columns and lattice work on the gable.

654. 7 is a frame, 1-1/2 story, gambrel roofed dwelling with an appendage on its south end. Style: vernacular Dutch Colonial. Date: c 1920. Covered with aluminum siding, it has shed dormers and a central entry with shed hood.

Mead Terrace, north side.

655. 1 is a brick and frame, 1-1/2 story, gable roofed dwelling with a small gabled projection on the front. Style: vernacular Tudor Revival. Date: c 1926. The shed wall dormer on front has a gable at one end and a brick chimney at the other. Among the other features are overhanging eaves, casement windows, and stucco siding with some 1/2 timbering.

656. 5 is a stuccoed, two story, hip roofed dwelling. Style: vernacular. Date: c 1925. Exterior features include overhanging eaves, a belt course, an oriel window, an enclosed side porch with parapet, and hipped entry hood.

657. 7 is a frame, 1-1/2 story, gambrel roofed dwelling. Style: vernacular Dutch Colonial. Date: c 1923. It has shed dormers, overhanging eaves, clapboard siding, and a gabled entry vestibule.

658. 9 is a frame, 1-1/2 story, gambrel roofed dwelling with shed roofed appendages on both sides. Style: vernacular Dutch Colonial. Date: c 1921. It has shed dormers, overhanging eaves, clapboard siding, and a bracketed, segmentally arched entry hood.

659. 11 is a stuccoed frame, two story, clip-gable roofed dwelling with gable end facing the street. Style: vernacular Tudor Revival. Date: c 1910. The front gable has a bracketed overhang with 1/2 timbering.

Among the other features are overhanging eaves with bargeboards, a shed roofed bay window with diamond paned windows, and a clip-gable roofed entry stoop with Tudor arched openings.

660. 13 is a frame, 2-1/2 story, clip-gable roofed dwelling. Style: vernacular. Date: c 1910. Exterior features include shed dormers, overhanging eaves with exposed purlins, clapboard siding, an oriel window, a gabled entry stoop, and a glass enclosed side porch.

Mead Terrace, south side.

661. 6 is a frame, two story, gambrel roofed dwelling. Style: vernacular. Date: c 1907. Covered with aluminum siding, it has gable dormers with pediments, overhanging eaves returned to form gable pent roofs, and a hip roofed porch with Tuscan columns.
662. 8 is a frame, two story hip roofed dwelling. Style: vernacular. Date: c 1907. It has hip dormers, overhanging eaves, wood shingle and clapboard siding, and a two story, 1/2 hexagonal bay window. The front porch has been removed.

Argyle Street, north side.

663. 15 is a frame, 2-1/2 story, hip roofed dwelling. Style: vernacular. Date: c 1906-10. Exterior features include hip dormers, overhanging eaves, wood shingle and clapboard siding, and a porch with square posts.
664. 21 is a frame, 1-1/2 story, gambrel roofed dwelling. Style: vernacular Dutch Colonial. Date: c 1922. It has an unusual hip dormer, overhanging eaves, clapboard siding, and a gabled entry stoop with fanlight and Tuscan columns.
665. 25 is a stuccoed frame, 2-1/2 story, clip-gable roofed dwelling. Style: vernacular. Date: c 1928. Among the exterior features are overhanging eaves with exposed purlins; two 1/2 hexagonal bay windows on the second floor front; a shed dormer; and an enclosed, L-shaped porch with segmentally arched openings.

Argyle Street, south side.

666. 16 is a stuccoed masonry and frame, two story, gable roofed dwelling. Style: vernacular. Date: c 1910. The stuccoed gable ends are carried up above the roof line to form parapets with corbels. Other features include clapboard siding on second floor front and an eared, round headed entry stoop with columns.
667. 20 is a stucco and frame, two story, hip roofed dwelling. Style: vernacular. Date: c 1910. It has overhanging eaves, wood shingle siding above the stuccoed first floor, a fanlighted entry, and a gabled stoop with columns.
668. 22 is a frame, 1-1/2 story, gable roofed dwelling with a two story rear profile. Style: vernacular. Date: c 1925. Among the exterior features are overhanging eaves, a shed dormer, and a shed roofed porch with square piers.

Sherman Avenue, west side from railroad to Belleville Avenue.

669. 80 is a frame, 2-1/2 story, gable roofed dwelling with a gambrel profile on the north gable. Style: Queen Anne. Date: c 1906. The two bay front porch has squat "Romanesque" columns on shingled pedestals and segmentally arched openings. Above the pedimented projection in front of the entry is a gabled screened porch with similar detailing. Other features include wood shingle and clapboard siding, shed dormers, and a shallow, four part oriel window on the south gable supporting a slight projection below the peak.
670. 76 is a frame, 2-1/2 story, gambrel roofed dwelling. Style: vernacular. Date: c 1907. The kicked, overhanging eaves are supported by a bay window on the front and returned to form pent roofs on the gables. Other features include gable dormers with pediments, wood shingle and clapboard siding, and an L-shaped porch with square posts and Tuscan columns.
671. 70 is a stuccoed frame, 2-1/2 story, hip roofed dwelling. Style: vernacular. Date: c 1906. It has hip dormers, overhanging eaves, a 1/2 hexagonal bay window on the front, and a shed roofed entry porch with square posts on a closed railing.
672. 64 is a frame, two story, gable roofed dwelling with garage. Style: vernacular, bi-level. Date: c 1975.
673. 60 is a frame, 1-1/2 story, gambrel roofed dwelling. Style: Shingle. Date: c 1906. The recessed front porch has a cobblestone foundation and corner piers, a closed railing, and square posts. Above it is a gable roofed recessed porch with Gothic sash gable window, pent roof, and similar posts and railing. Other features include kicked, overhanging eaves returned to form gable pent roofs and wood shingle siding.
674. 56 is a frame, 2-1/2 story, hip roofed dwelling. Style: vernacular. Date: c 1897. It has been altered by the application of aluminum siding and the enclosure of the front porch.
675. 50 is a frame, 2-1/2 story, hip roofed dwelling. Style: vernacular. Date: c 1909. The sidelighted entry is flanked on the second floor by 1/2 hexagonal oriel windows. Other features include hip dormers, overhanging eaves, and a gabled entry stoop with Tuscan columns and lattice work on the gable.
676. 46 is a frame, 2-1/2 story, gable roofed dwelling with gable end facing the street. Style: vernacular. Date: c 1909. The kick of the overhanging eaves is continued across the front gable which is supported by brackets and two 1/2 hexagonal bay windows. Among the other features are wood shingle siding, a front porch with Tuscan columns, and a center entry with broken pediment and flanking pilasters.
677. 42 is a frame, two story, gable roofed dwelling with gable end facing the street, a gabled projection on its north side and a rear appendage. Style: vernacular. Date: c 1906. The box cornice is returned across the shingle-clad front gable to form a pediment. Other features include gable dormers, a trabeated Palladian window in the front gable, and a front porch with Tuscan columns.

Glen Ridge Historic District, Essex County, NJ

678. 40 is a frame, 2-1/2 story, hip roofed dwelling with a hip roofed extension on its south side and a rear appendage. Style: vernacular. Date: c 1909. The wide, overhanging eaves are supported on the front by a bay window above the partially recessed porch and by an oriel window. A porte-cochere with parapet and square posts projects from the north end of the recessed porch. Other features include hip dormers and wood shingle siding.
679. 36 is a frame, 1-1/2 story, gambrel roofed dwelling. Style: vernacular Tudor Revival. Date: c 1913. The sidelighted entry is flanked by rectangular bay windows that are surmounted by large, gable wall dormers with overhanging eaves and bargeboards. The house has stucco siding with 1/2 timbering.
680. 30 is a frame, 1-1/2 story, gable roofed dwelling with a two story extension on the south end and a rear wing. Style: vernacular. Date: c 1915. Exterior features include gable dormers, overhanging eaves, a 1/2 hexagonal bay window, and gabled entry stoop with brick piers.
681. 16 is a frame, two story, gable roofed, L-shaped dwelling with a gable end facing the street and a rear appendage. Style: vernacular. Date: c 1871-80. It has overhanging clapboard siding. The porch and some of the windows appear to have been altered.

Sherman Avenue, east side from Belleville Avenue to the railroad.

682. 5 is a frame, 1-1/2 story, gambrel roofed dwelling. Style: vernacular. Date: c 1920-30. Covered with aluminum siding, it has shed dormers and overhanging eaves returned across the gables to form pent roofs.
683. 15/17, the Doremus-Wakeman house, is a frame, two story, gable roofed, duplex dwelling with a gable centered on the front and extensions on the north side and the rear. Style: vernacular. Date: mid-19th or earlier, possibly late 18th century. Exterior features include overhanging eaves, clapboard siding, two entries, and a flat roofed porch. Originally located just east of Freeman Parkway on the south side of Bloomfield Avenue, it was moved to its present site in 1908. It has been extensively remodeled since the mid-19th century.
684. 73 is a brick and frame, 1-1/2 story, gable roofed dwelling. Style: vernacular. Date: c 1945-55.
685. 77 is a frame, two story, gable roofed dwelling. Style: Colonial Revival. Date: c 1928. Architect: Maxwell Kimball of Glen Ridge. It has clapboard siding and an entry with flanking pilasters and cornice.
686. 81 is a brick and frame, 1-1/2 story, gable roofed dwelling set perpendicularly to the street. Style: vernacular. Date: c 1927. It has a slate roof, a shed dormer, and a screened porch on its south side.

Glen Ridge Historic District, Essex County, NJ

Wildwood Terrace, north side from Ridgewood to Sherman Avenue.

687. 39 is a frame, 2-1/2 story, hip roofed dwelling with a roof deck. Style: Colonial Revival. Date: c 1890-1905. The sidelighted center entry with elliptical fanlight is surmounted by a Palladian window. The flat roofed entry porch with roof balustrade, modillioned entablature, and Tuscan columns is similar to the enclosed side porch. Other features include clapboard siding, gable dormers with pediments, a box cornice with frieze, and panels above the front windows with decorative swags.
688. 43 is a frame, 1-1/2 story, gable roofed dwelling with a rear wing. Style: Shingle/Queen Anne. Date: c 1893. Exterior features include gable dormers with overhanging pediments, wood shingle siding, a box cornice with returns, a recessed front porch with Tuscan columns, and an entry with curve mullioned sidelights and transom.
689. 47 is a frame, 2-1/2 story, gable roofed dwelling with a rear wing. Style: Queen Anne/Colonial Revival. Date: c 1890-1900. It has wood shingle siding, gable dormers with pediments, bay windows on the second floor front and the west side, an entablature with returns at the eaves, and a glass enclosed front porch.
690. 53 is a frame, 1-1/2 story, gambrel roofed dwelling with an overhanging front gable. Style: Queen Anne. Date: c 1901. Supported by console brackets and a two story bay window, the overhanging gable has a Palladian window. A shed continuation of its west slope covers a side porch with Tuscan columns. Other features include gable dormers with pediments, wood shingle and clapboard siding, and a gabled entry stoop with Tuscan columns and decorative diamonds on its gable.

Wildwood Terrace, south side from Ridgewood Avenue to Sherman Avenue.

691. 36 is a stuccoed frame, 1-1/2 story, gambrel roofed dwelling. Style: vernacular Tudor Revival. Date: c 1908. Exterior features include a double gable dormer with bargeboards and 1/2 timbering, overhanging eaves, and a center entry with gable hood on brackets flanked by rectangular oriel windows.
692. 38 is a frame, 1-1/2 story, gable roofed dwelling. Style: vernacular. Date: c 1907. The large gable wall dormer on the front has three windows below a window at the peak. Other features include wood shingle and clapboard siding, a box cornice with returns, and a flat roofed porch with Tuscan columns.
693. 40 is a frame, 2-1/2 story, gable roofed dwelling whose asymmetrical facade has a gable at the east end and a shed projection broken by a gable wall dormer at the west end. Style: Shingle. Date: c 1890-1900. Exterior features include wood shingle siding above the stuccoed first floor, a recessed entry, and a pergola across the front.

Glen Ridge Historic District, Essex County, NJ

694. 44 is a frame, two story, gable roofed dwelling with a hexagonal tower at the east end of the front. Style: Queen Anne. Date: c 1889-90. Broken by a partially recessed gable dormer, a shed continuation of the main roof covers the entry porch with Ionic columns. Among the other features are wood shingle siding and a box cornice with returns.

695. 48 is a brick, 1-1/2 story, gable and hip roofed dwelling. Style: vernacular, split-level. Date: c 1978.

696. 50 is a frame, 2-1/2 story, hip roofed dwelling with a rear appendage. Style: Colonial Revival. Date: c 1903. A projecting bay, centered on the front, has a round headed window with Gothic sash and key block. It is flanked by a 1/2 hexagonal bay window and a gabled entry stoop with broken pediment, entablature, and Ionic columns. Other features include gable dormers with pediments, wood shingle siding, and a flat roofed side porch with Ionic columns.

Rudd Court, north side.

697. 9 is a frame, 2-1/2 story, gambrel roofed dwelling. Style: vernacular Colonial Revival. Date: c 1908. It has wood shingle siding, shed dormers, a box cornice returned across both gables, a sidelighted entry, and a flat roofed entry porch with deck railing and columns.

698. 11 is a frame, 2-1/2 story, gable roofed dwelling with small gables at each end of the front and with an appendage on its east gable. Style: vernacular Tudor Revival. Date: c 1909. Half hexagonal bay windows flank the gabled entry vestibule. Other features include overhanging eaves with bargeboards, stucco siding with half timbering, and diamond paned window sash.

699. 13 is a stuccoed frame, 2-1/2 story, clip-gable roofed dwelling. Style: vernacular. Date: c 1909. The stuccoed entry stoop has square piers which project above its roof parapet and Tudor arched openings. The house also has overhanging eaves and a shed dormers.

700. 15 is a stuccoed frame, 2-1/2 story, gable roofed dwelling. Style: vernacular. Date: c 1909. Except for the lack of clipped gables it is the twin of its neighbor to the east.

701. 17 is a frame, 2-1/2 story, gable roofed dwelling. Style: vernacular. Date: c 1909. It has clapboard siding, a box cornice with returns, a gable dormer with pediment, a sidelighted entry flanked by bay windows, and a flat roof with columns on pedestals.

Rudd Court, south side.

702. 12 is a frame, two story, gable roofed dwelling. Style: vernacular Colonial Revival. Date: c 1909. Covered with aluminum siding, it has gable wall dormers, overhanging eaves, an enclosed side porch, and a flat roofed entry porch.

703. 14 is a frame, 1-1/2 story, gambrel roofed dwelling. Style: vernacular. Date: c 1909. On the front large gable dormers with pent roofs flank a shed dormer. Among the other features are a box cornice returned across both gables and a glass enclosed, shed roofed front porch.

Glen Ridge Historic District, Essex County, NJ

704. 16 is a frame, 2-1/2 story, hip roofed dwelling with an extension on the east side. Style: vernacular Colonial Revival. Date: c 1909. The sidelighted entry is flanked by bay windows that support the bracketed, overhanging eaves. Other features include a gable dormer with Palladian window and denticulated box cornice with returns, clapboard siding, and a front porch with Ionic columns.
705. 18 is a stuccoed frame, 2-1/2 story, clip-gable roofed dwelling with small gables at each end of the front. Style: vernacular. Date: c 1909. It has overhanging eaves with bargeboards, an eyebrow dormer, an enclosed side porch, and bay windows flanking the hip roofed entry stoop with stuccoed piers.

Belleville Avenue, north side from Ridgewood Avenue to Highland Avenue.

706. 515 is a frame, 2-1/2 story, gable roofed dwelling with gable end facing the street. Style: vernacular. Date: c 1904. Covered with asbestos siding, it has overhanging eaves and a flat roofed porch with turned posts and small brackets.
707. 519 is a frame, 2-1/2 story, gambrel roofed dwelling with gable end facing the street. Style: vernacular. Date: c 1895-1905. The overhanging front gable is supported by a two story, 1/2 hexagonal bay window. Other features include wood shingle siding, a box cornice with returns, and a flat roofed porch with turned posts and small brackets.
708. 521 is a frame, two story, gable roofed dwelling with gable end facing the street. Style: vernacular. Date: c 1910. The box cornice is returned across the front gable to form a pediment that is supported by two, 1/2 hexagonal bay windows. Among the other features are wood shingle and clapboard siding, a Palladian window in the front gable, a sidelighted entry, and a porch with Tuscan columns on brick pedestals.
709. 523 is a frame, 2-1/2 story, gambrel roofed dwelling. Style: vernacular. Date: c 1910. It has clapboard and wood shingle siding, overhanging eaves supported on the front by a bay window, a gable dormer with pediment, and a partially enclosed front porch with square posts.
710. 525 is a frame, 2-1/2 story, gable roofed dwelling. Style: vernacular Colonial Revival. Date: c 1910-20. The exterior features gable dormers with round headed windows and key blocks, clapboard siding, a bay window on the front, a sidelighted entry, and a gabled entry stoop with Tuscan columns.
711. 527 is a frame, 2-1/2 story, gable roofed dwelling. Style: vernacular. Date: c 1919. It has wood shingle siding, a gable dormer, a box cornice with returns, and a porch with square posts on a closed railing.
712. 551 is a frame, 1-1/2 story, gambrel roofed dwelling. Style: vernacular Dutch Colonial. Date: c 1925. Exterior features include shed dormers, overhanging eaves returned to form gable pent roofs, and a gabled entry stoop.

Glen Ridge Historic District, Essex County, NJ

713. 553 is a frame, 1-1/2 story, gambrel roofed dwelling. Style: vernacular Dutch Colonial. Date: c 1926. Similar to 551 Belleville, it has instead a gabled entry hood on brackets.

Belleville Avenue, south side from Ridgewood Avenue to Herman Street.

714. 508 is a frame, 2-1/2 story, hip roofed dwelling. Style: vernacular. Date: c 1906. Original features include overhanging eaves, bay windows, a gable dormer with Palladian window, and an L-shaped porch with Tuscan columns on a closed railing. It has been altered with aluminum and per-mastone siding.
715. 512 is a frame, two story, gable roofed dwelling with a shallow projection on the west gable and a gabled projection on the west end of the front. Style: vernacular. Date: c 1902. It has wood shingle siding, a box cornice with returns, a slight kick at the second floor level, and a recessed entry.
716. 516 is a frame, 2-1/2 story, hip roofed dwelling. Style: vernacular. Date: c 1909. Exterior features include hip dormers, overhanging eaves supported on the front by a bay window, wood shingle siding, and an L-shaped porch with Tuscan columns.

Herman Street, east side.

717. 13 is a masonry, one story, probably flat roofed structure with an appendage to the rear of the north side. Style: vernacular. Date: c 1928. On the brick faced front, the parapet has a center gable and a stone capping. Similar bands of stone decorate the brick piers that flank the plate glass windows on both sides of the recessed center entry.
718. 17 is a frame, two story, gable roofed, L-shaped structure with a gable end facing the street. Style: vernacular. Date: c 1905. Attached to 13 Herman at the south gable, it has asbestos siding, a small box cornice with returns, a shed wall dormer, and a garage door.
719. 19 is a frame, 2-1/2 story, gambrel roofed dwelling with gable end facing the street. Style: vernacular. Date: c 1907. Covered with asbestos siding, it retains an overhanging front gable supported by a two story bay window, a box cornice with returns, and a hip roofed porch with Tuscan columns.
720. 21 is a frame, 1-1/2 story, gable roofed dwelling. Style: vernacular. Date: c 1905. The exterior features a gable wall dormer on the front, overhanging eaves with returns, a flat roofed porch with Tuscan columns, and wood shingle siding.
721. 23 is a frame, 2-1/2 story, gambrel roofed dwelling with gable end facing the street. Date: c 1906. The imbricated shingle clad front gable has a trabeated Palladian window. Other features include an imbricated slate roof, a box cornice with returns, a hip roofed front porch, and clapboard siding.

Glen Ridge Historic District, Essex County, NJ

722. 31 is a frame, 1-1/2 story, gambrel roofed dwelling with gable end facing the street. Style: vernacular. Date: c 1898. The exterior features wood shingle siding, a box cornice with returns, gable wall dormers, and an L-shaped porch with Tuscan columns.
723. 37 is a frame, 2-1/2 story, hip roofed dwelling. Style: vernacular. Date: c 1905. It has wood shingle siding, an imbricated slate roof, a hip dormer, and a screened front porch.

Herman Street, west side.

724. 26 is a frame, two story, gable roofed dwelling with an appendage on its south gable. Style: vernacular. Date: c 1926. It has overhanging eaves, wood shingle siding, and a gabled entry vestibule.
725. 28 is a frame, two story, gable roofed dwelling with gable end facing the street. Style: vernacular. Date: c 1889. Covered with aluminum siding, it has overhanging eaves with a bargeboard, a diamond shaped window on the front, and a porch with turned posts and balusters.
726. 30 is a frame, two story, gable roofed dwelling with gable end facing the street. Style: vernacular. Date: c 1900. Exterior features include overhanging eaves, wood shingle siding, 2/2 sash windows and a flat roofed, screened porch.
727. 32 is a frame, two story, gable roofed dwelling with gable end facing the street. Style: vernacular. Date: c 1906. The twin of 30 Herman, it has been altered by the addition of aluminum siding and iron porch railings.
728. 36 is a frame, two story, gable roofed dwelling with gable end facing the street. Style: vernacular. Date: c 1898. Similar to its preceding neighbors, it has instead clapboard siding and a bay window on the front. New iron porch posts and railings have been installed.
729. 38 is a frame, 2-1/2 story, hip roofed dwelling. Style: vernacular. Date: c 1910. Covered with aluminum siding, it has hip dormers, overhanging eaves, 1/2 hexagonal bay windows, and a front porch with Tuscan columns.
730. 42 is a frame, 2-1/2 story, gable roofed dwelling with gable end facing the street. Style: vernacular. Date: c 1902. Among the exterior features are a Palladian window in the shingle clad front gable, a box cornice with returns, a flat roofed porch with turned posts, and clapboard siding.
731. 48 is a frame, 2-1/2 story, gable projection on the north side. Style: vernacular. Date: c 1902. Similar to 42 Herman, it has instead a trabeated Palladian window and an L-shaped porch.

Bloomfield Avenue, north side from Highland to Ridgewood Avenue.

732. 905 is a frame, 2-1/2 story, hip roofed dwelling. Style: vernacular. Date: c 1910-20. Exterior features include overhanging eaves with brackets, a hip dormer, an enclosed side porch, and a gabled entry stoop

Glen Ridge Historic District, Essex County, NJ

with broken pediment and denticulated cornice. The posts of the later have been replaced.

733. 855, the Arcade, is a brick, two story, hip roofed structure with a stuccoed masonry, one story building attached to its rear. Style: Italian Renaissance Revival. Date: (Main block) 1911, (Appendage) c 1900-10. Built to house under one roof the shops and services needed by the growing community, it has a recessed, arcaded walkway on the south and east sides, a pantile roof, and a box cornice with modillion brackets and frieze. Built as a service station, the rear appendage has a roof parapet and slightly raised end bay with arched recesses. To the north stands a stuccoed masonry, two and one story building with a similar parapet.
734. 825, the Glen Ridge Municipal Building, is a brick, two story, hip roofed structure topped by an octagonal clock tower with a lantern. Style: Neo-Palladian/Renaissance Revival. Date: 1931. Architect: W. O. Bartlett. It has a pantile roof, a box cornice, a belt course, architrave trim and cornices on the first floor windows and corner quoins. A Palladian arch with Ionic columns centered on the front opens to the recessed main entry with large panel doors, architrave trim, and cornice. The spandrels on both sides of the arch have shallow relief carving in the Art Deco style. One story hyphens on each side of the building connect to the library on south and the police department on the north. The latter, facing Herman Street, is a brick, two story, hip roofed structure. Exterior features include a pantile roof, a box cornice with dentils and modillion brackets, a main entry with architrave trim and cornice, and segmentally arched garage doors.

Ridgewood Avenue, west side from Bloomfield Avenue north to the railroad.

735. 240, the Glen Ridge Public Library, is a brick, two story, hip roofed structure. Style: Neo-Palladian/Renaissance Revival. Date: c 1918. Among the exterior features are a pantile roof, a box cornice with modillion brackets, round headed second floor window, a belt course above the small first floor windows, and a center entry with pediment and entablature supported by Tuscan columns.
736. 244 is a brick, 2-1/2 story, gable roofed dwelling with a slightly projecting center bay on the front. Style: vernacular. Date: c 1909. It has overhanging eaves with exposed purlins, brick quoins at the corners, a sidelighted entry, and a flat roofed stoop with modillioned cornice and Tuscan columns. The aslar stone retaining wall along the street remains from the large dwelling that occupied the site of the library next door.
737. 248 is a stuccoed, two story, gable roofed dwelling with a slightly projecting, gabled bay centered on the front. Style: vernacular. Date: c 1909. The overhanging eaves with exposed rafter ends are returned on the gables forming pent roofs. Other features include a belt course and a recessed entry flanked by Tuscan columns.

Glen Ridge Historic District, Essex County, NJ

738. 252 is a frame, 2-1/2 story, hip roofed dwelling with a rear appendage and an overhanging gable on the north side supported by a two story, bay window. Style: Queen Anne/Colonial Revival. Date: c 1900. Beneath the bracketed, overhanging eaves is a wide frieze with Adamesque decoration. Flanked by hip dormers, the center dormer on the front has a broken scroll pediment and pilasters. Among the other features are clapboard siding; two, 2 story bay windows flanking an oval window above the center entry; and an L-shaped porch with a modillioned cornice, square posts on pedestals, and a decorative railing.
739. 254 is a frame, 2-1/2 story, hip roofed dwelling. Style: vernacular. Date: c 1892. It has hip dormers, overhanging eaves, wood shingle siding, a flat roofed porch with Tuscan columns, and a gabled porte-cochere on the north side.
740. 258 is a frame, 2-1/2 story, gable roofed dwelling. Style: Colonial Revival. Date: c 1916. Exterior features include gable dormers with round headed windows and flanking pilasters, a denticulated box cornice with returns, a pediment with lunet window on the south gable, clapboard siding, a sidelighted entry with elliptical fanlight, and a gabled stoop with broken pediment, entablature, and Tuscan columns.
741. 262 is a frame, 2-1/2 story, gable roofed dwelling. Style: Colonial Revival. Date: c 1904. On the front gable dormers with pediments flank a dormer with a broken scroll pediment. Among the other features are a denticulated box cornice with returns, a Palladian window, a sidelighted entry with tripart fanlight, a flat roofed entry porch with deck balustrade, entablature, and Tuscan columns, flat roofed side porches (one enclosed), with roof railings, and clapboard siding.
742. 264 is a brick and frame, 2-1/2 story, gable roofed dwelling with a rear extension. Style: vernacular Colonial Revival. Date: c 1919. Exterior features include gable dormers with round headed windows, a box cornice with returns, an enclosed side porch, a sidelighted entry with fanlight, and an eared, segmentally arched stoop with Tuscan columns.
743. 270 is a stuccoed, 2-1/2 story, hip roofed dwelling. Style: vernacular. Date: c 1910. The flat roofed front porch with square piers and Tuscan columns extends into a porte-cochere. Among the other features are a pantile roof, overhanging eaves, hip dormers, and a sidelighted entry with Tuscan pilasters.
744. 272 is a frame, 2-1/2 story, English gambrel roofed dwelling with a gabled wall dormer and a one story, gabled projection centered on the front and with a rear appendage. Style: vernacular. Date: c 1880-90. Alterations include asbestos siding and the enclosure of the shed roofed porch.
745. 274 is a brick, 1-1/2 story, hip roofed dwelling. Style: vernacular, bungalow. Date: c 1933. It has a gable dormer with Palladian window, overhanging eaves, and a sidelighted entry.

Glen Ridge Historic District, Essex County, NJ

746. 276, the Wilde-Rudd house, is an ashlar stone, 2-1/2 story, gable roofed dwelling with two Dutch gabled projections on the front. Style: Jacobean Revival. Date: c 1884. Architect: An English architect was responsible for the design, according to a real estate brochure of the period. Flanked by the gabled projections on the front, the semicircular entry porch has Tudor arched openings with smooth faced stone surrounds and a roof deck balustrade. Other features include gable dormers with pediments, corbelled stone chimney stacks, a water table, and bands of windows with stone mullions. The portion north of the south gabled projection was added sometime in the 1890's. The red sandstone used to construct the house was quarried locally.
747. 280 is a stuccoed, 2-1/2 story, hip roofed, H-shaped dwelling. Style: Spanish Colonial Revival. Date: c 1907. The windows of the first floor and the enclosed side porch are set in shallow, round arched recesses. Other features include a pantile roof, overhanging eaves, a flat roofed entry vestibule with parapet, and hip roofed porte cochere on the north side.
748. 290 is a brick and frame, two story, gable roofed dwelling with a slightly tower extension on the south side and a gambrel roofed rear wing. Style: Tudor Revival. Date: c 1886-87. The overhanging front gable is supported by brackets and an oriel window. Among the other features are overhanging eaves, stucco siding with 1/2 timbering, casement windows, a paneled brick chimney on the front, and a gabled entry stoop with turned posts and foliated carving on its pediment. The gable roofed, 1-1/2 story carriage house has stucco siding with 1/2 timbering, an eyebrow dormer, and a cupola.
749. 292 is a frame, 2-1/2 story, hip roofed dwelling with an octagonal tower at its southeast corner and a rear wing. Style: Queen Anne. Date: c 1901. It has hip dormers, overhanging eaves, 1/2 hexagonal bay windows, wood shingle siding, and a flat roofed porch with Tuscan columns on a closed railing and an octagonal projection at its north end.
750. 294 is a frame, 2-1/2 story, gambrel roofed dwelling with gable end facing the street, octagonal towers at the north end of the front and on the south side, and a gambrel gable on the north side. Style: Queen Anne/Colonial Revival. Date: c 1896. Broken scroll pediments top three front windows; the entablature of the entry porch is continued around the house at the second floor level. Other features include a box cornice returned to form gable pediments, Tuscan porch columns on a closed railing, a small side porch and wood shingle siding.
751. 296 is a frame, two story, gable roofed dwelling with gable end facing the street, a 1-1/2 story south wing, and rear appendages. Style: vernacular Queen Anne. Date: c 1897. Both the recessed porch and its shed continuation in front of the south wing have square posts and stick brackets. Covered with asbestos siding, the house also has overhanging eaves returned to form a pent roof on the front gable, a hip dormer, and a bay window on the south end.
752. 298 is a frame, two story, gable roofed dwelling with gable end facing the street, a 1-1/2 story south wing, and rear appendages. Style: vernacular Queen Anne. Date: c 1897. The twin of 296 Ridgewood, it retains its

Glen Ridge Historic District, Essex County, NJ

wood shingle siding but has had its recessed porch partially enclosed.

753. 300 is a frame, two story, gable roofed dwelling with gable end facing the street, a 1-1/2 story south wing, and rear appendages. Style: vernacular Queen Anne. Date: c 1897. Except for the aluminum siding and the enclosure of the porch, it is identical to its two neighbors to the south.

Baldwin Street, west of Highland Avenue.

754. 272, the Montclair Community School, is a stuccoed, two story, hip roofed, T-shaped structure. Style: Spanish Colonial Revival. Date: c 1910-20. Polycrome tiles were used for rosette plaques, for one door surround, and for corbelled panels beneath two windows on the second floor front that flank the entry vestibule. The flat roofed vestibule has rusticated stone below the spring point of its round arched entry, matching voussoirs, and an iron deck railing. Other features include a pantile roof; a stuccoed, L-shaped outside staircase; and round headed windows on the first floor of the east wing.

755. 273 is a frame, 1-1/2 story, gambrel roofed dwelling with gable end facing the street. Style: vernacular. Date: c 1925. It has shed dormers, overhanging eaves returned to form gable pent roofs, and clapboard siding.

- N* 756. 275 is a frame, brick faced, one story, gable roofed dwelling. Style: vernacular, ranch. Date: c 1950-60.

757. 277 is a frame, two story gable roofed dwelling with a gable centered on front and a rear wing with appendages. Style: vernacular. Date: c 1865-70. Original features include overhanging eaves, a small gabled projection above the shed roofed front porch, and a bay window on the west gable. Alterations include the Tuscan porch columns, some windows, and the aluminum siding.

758. 283 is a frame, 2-1/2 story, mansard roofed dwelling with a one story, mansard roofed east wing. Style: vernacular Second Empire. Date: c 1865-71. It retains a patterned polycrome slate roof, segmentally arched dormers, a box cornice, and 1/2 hexagonal bay windows. However, aluminum siding has been applied, several windows have been closed, and a new porch with iron posts added.

Bay Street, south side.

759. 3 is a frame, two story, gable roofed dwelling with gable end facing the street. Style: vernacular. Date: c 1880-90. It has been covered with asbestos siding and the original posts of the gabled stoop have been replaced with iron.

760. 5 is a frame, two story, gable roofed dwelling with gable end facing the street. Style: vernacular. Date: c 1895-1905. A bracketed box cornice across the front gable forms a pediment. Other features include wood shingle siding, 2/2 sash windows, a transomed entry with panel door, and a shed roofed stoop with spindle frieze and square posts.

Glen Ridge Historic District, Essex County, NJ

761. 7 is a frame, two story, shed roofed dwelling. Style: vernacular. Date: c 1895-1905. It has wood shingle siding, 2/2 sash windows, and a small pitched roof across the front supported by a bracketed box cornice. The entry stoop has been replaced.

Baldwin Street, south side from the railroad bridge to Ridgewood Avenue.

762. 242 is a frame, two story, gable roofed, L-shaped dwelling with a gable end facing the street. Style: vernacular. Date: c 1880-90. It has been altered by the application of aluminum siding and partial enclosure of the shed roofed porch.
763. 236/238 is a frame, two story, gable roofed, duplex dwelling with rear appendage. Style: vernacular. Date: c 1880-90. It has wood shingle siding, overhanging eaves, and a hip roofed porch with square posts on a closed railing.
764. 232 is a frame, two story, gable roofed, L-shaped dwelling with a gable end facing the street. Style: vernacular. Date: c 1880-90. Exterior features include wood shingle siding, overhanging eaves, a bay window, and an enclosed porch. The box cornice and several windows appear to have been altered.
765. 230 is a frame, two story, gable roofed dwelling with gable end facing the street and with a small gabled projection above the shed roofed, screened porch. Style: vernacular. Date: c 1890-1900. It has wood shingle siding, overhanging eaves, and a point arched gable window.
766. 228 is a frame, two story, gable roofed dwelling with gable end facing the street and with a small gabled projection above the flat roofed porch. Style: vernacular. Date: c 1890-1900. Covered with aluminum siding, it has a box cornice returned to form a pediment on the front gable, a 1/2 hexagonal bay window, and an entry porch with entablature and Tuscan columns.
767. 226 is a frame, two story, gable roofed dwelling with gable end facing the street; a gabled, two story projection with entry on the front; and a wider extension on the rear. Alterations include the asbestos siding, the entry surround, and the removal of the front porch.
768. 212 is a frame, two story, gable roofed dwelling with gable end facing the street and a large, gable roofed west wing. Style: vernacular. Date: c 1902, north wing shortly after 1905. It has overhanging eaves, wood shingle and clapboard siding, a Palladian window in the front gable, a bay window, and a front porch with Tuscan columns.
769. 210 is a frame, two story, gable roofed dwelling with gable end facing the street and cross gables on both sides. Style: vernacular. Date: c 1906. Among the exterior features are clapboard and wood shingle siding, 1/2 hexagonal bay windows on the front and the east side, a box cornice returned to form a pediment on the front gable, and a front porch with Tuscan columns.
770. 106 is a frame, two story, hip roofed dwelling. Style: vernacular. Date: c 1911. It has hip dormers, overhanging eaves, wood shingle siding above the stuccoed first floor, and an L-shaped porch with pedi-

Glen Ridge Historic District, Essex County, NJ

ment over the steps and clustered square posts on a closed railing.

771. 202 is a frame, 2-1/2 story, gable roofed dwelling with gable end facing the street. Style: vernacular. Date: c 1900. It has been covered with aluminum siding and the porch has been enclosed.

Baldwin Street, north side from Ridgewood Avenue to Highland Avenue.

772. 199 is a frame, 2-1/2 story, hip roofed dwelling. Style: vernacular. Date: c 1883. Exterior features include a gable wall dormer, a box cornice, and shed roofed porch with turned posts.
773. 201 is a frame, two story, gable roofed, L-shaped dwelling with a clip-gabled end facing the street. Style: vernacular. Date: c 1880-90. It has overhanging eaves with brackets at the corners, a bay window on the west side, and 2/2 sash windows. Alterations include the asbestos siding and the enclosed porch.
774. 203 is a frame, 1-1/2 story, gambrel roofed dwelling. Style: vernacular. Date: c 1922. Exterior features include shed dormers, overhanging eaves, wood shingle and clapboard siding, and a shed roofed porch.
775. 205 is a frame, 2-1/2 story, hip roofed dwelling. Style: vernacular. Date: c 1909. It has hip dormers, overhanging eaves, and wood shingle and clapboard siding; the front porch with Tuscan columns has been enclosed.
776. 207 is a frame, 2-1/2 story, hip roofed dwelling with a flat roof deck. Style: vernacular. Date: c 1908. Among the exterior features are a gambrel dormer with kicked, overhanging eaves; wood shingle and clapboard siding; and a glass enclosed porch with square posts on a closed railing and a triangular, shingle clad pediment above the steps.
777. 217 is a frame, 2-1/2 story, hip roofed dwelling. Style: vernacular. Date: c 1916. It retains hip dormers, overhanging eaves, wood shingle siding on the second floor, and an L-shaped porch. Alterations include aluminum siding on the first floor and a picture window.
778. 221 is a frame, 2-1/2 story, gable roofed dwelling. Style: vernacular. Date: c 1913. It has wood shingle siding on the second floor, overhanging eaves, and a shed dormer. Asbestos siding has been applied to the first floor and the entry stoop has been replaced.
779. 225 is a frame, 2-1/2 story, gable roofed dwelling on a rusticated concrete block foundation. Style: vernacular. Date: c 1911. The exterior features wood shingle and clapboard siding, a shed dormer, a box cornice with returns, 1/2 hexagonal bay windows, and a glass enclosed, flat roofed entry porch.
780. 229 is a frame, 2-1/2 story, gambrel roofed dwelling with gable end facing the street. Style: vernacular. Date: c 1911. Covered with asbestos siding, it has shed dormers, overhanging eaves, a 1/2 hexagonal bay window, and an enclosed front porch with square posts.

Glen Ridge Historic District, Essex County, NJ

781. 231 is a frame, two story, gable roofed dwelling with gable end facing the street. Style: vernacular. Date: c 1902. Covered with aluminum siding, it has overhanging eaves, a Palladian window in the front gable, and porch with square posts on a closed railing.
782. 233 is a frame, 2-1/2 story, gable roofed dwelling with gable end facing the street. Style: vernacular. Date: c 1906. Exterior features include wood shingle and clapboard siding, overhanging eaves, a gable dormer, a 1/2 hexagonal bay window, and a saw tooth frieze across the front gable. The porch has been partially enclosed.
783. 241 is a frame, 2-1/2 story, gable roofed dwelling with gable end facing the street. Style: vernacular. Date: c 1906. Covered with asbestos siding, it has overhanging eaves returned to form a pent roof on the front gable, a two story, 1/2 hexagonal bay window on the front, and an L-shaped porch with Tuscan columns.

Sherman Avenue, west side from the railroad to Bay Avenue.

784. 96 is a frame, 2-1/2 story, gable roofed dwelling on a rusticated concrete block foundation. Style: vernacular. Date: c 1916. Among the exterior features are wood shingle and clapboard siding, overhanging eaves, a gabled entry vestibule, and an enclosed side porch.
785. 100 is a frame, two story, gable roofed dwelling with gable end facing the street. Style: vernacular. Date: c 1906. It has overhanging eaves, clapboard siding, a two story, 1/2 hexagonal bay window on the north side, and a pent roof across the front incorporating the hip roof of the entry stoop. The stoop posts have been replaced.
786. 102 is a frame, 2-1/2 story, gable roofed dwelling. Style: vernacular. Date: c 1916. It has been covered with aluminum siding and the shed dormer window has been altered.
787. 104 is a frame, two story, gable roofed dwelling with gable end facing the street. Style: vernacular. Date: c 1890-1905. It has been covered with aluminum siding and the entry porch has been removed.
788. 106 is a frame, 2-1/2 story, gable roofed dwelling. Style: vernacular. Date: c 1922. Covered with aluminum siding, it retains a shed dormer, overhanging eaves, and an enclosed, shed roofed porch with central entry.
789. 108 is a frame, 1-1/2 story, gambrel roofed dwelling. Style: vernacular Dutch Colonial. Date: c 1922. It has shed dormers, overhanging eaves, an enclosed front porch, and wood shingle siding above the aluminum sided first floor.
790. 110 is a frame, two story, gable roofed dwelling. Style: vernacular. Date: c 1922. Exterior features include clapboard siding, overhanging eaves, a shed dormer, and a shed roofed porch.

Glen Ridge Historic District, Essex County, NJ

791. 112 is a frame, 1-1/2 story, gambrel roofed dwelling. Style: vernacular Dutch Colonial. Date: c 1922. Among the exterior features are shed dormers, overhanging eaves, wood shingle and clapboard siding, and a partially enclosed front porch with a gable above the steps.
792. 138 is a frame, two story, gable roofed dwelling with gable end facing the street. Style: vernacular. Date: c 1907. Original features include a box cornice returned to form a gable pediment, a 1/2 hexagonal bay window, and a flat roofed porch with square posts. It has been covered with aluminum siding and the porch railing has been replaced.
793. 140 is a frame, two story, gable roofed dwelling with gable end facing the street. Style: vernacular. Date: c 1905. Similar to 138 Sherman it has been altered instead by asbestos siding and enclosure of the porch.
794. 146 is a frame, two story, gable roofed dwelling with a rear ell. Style: vernacular. Date: c 1871-90. Apparent alterations include the enclosed hip roofed porch, the 6/1 sash windows, and the siding.
795. 166 is a frame, two story, gable roofed dwelling with a shed roofed appendage on its south gable. Style: vernacular. Date: c 1913. It has clapboard siding, overhanging eaves, and a gabled entry hood on brackets.
796. 168 is a frame, 2-1/2 story, gable roofed dwelling with a slightly lower extension on its south gable. Style: vernacular. Date: c 1923. Covered with aluminum siding, it retains a shed dormer, overhanging eaves, and a gabled entry hood on brackets.
797. 174 is a frame, 1-1/2 story, gable roofed dwelling with a two story rear profile and a rear wing. Style: vernacular. Date: c 1913. Original features include a shed dormer, overhanging eaves, a recessed porch with round posts, and a stuccoed first floor. The upper level has been covered with aluminum siding.
798. 186 is a stuccoed frame, 2-1/2 story, gable roofed dwelling. Style: vernacular. Date: c 1913. Broken by a large gable dormer, a shed continuation of the main roof covers a porch on the front that has been enclosed. Other features include overhanging eaves with exposed rafter ends and a shed roofed entry porch.
799. 190 is a frame, two story, gable roofed dwelling with a small appendage on the south gable. Style: vernacular. Date: c 1924. It has wood shingle siding, a box cornice with returns, and a gabled entry vestibule with overhanging pediment.
800. 194 is a frame, 1-1/2 story, gambrel roofed dwelling. Style: vernacular. Date: c 1922. Covered with aluminum siding, it has gable dormers with Gothic sash windows, overhanging eaves returned to form gable pent roofs, and an enclosed, recessed porch.

Glen Ridge Historic District, Essex County, NJ

801. 198 is a frame, 1-1/2 story, gambrel roofed dwelling. Style: vernacular Dutch Colonial. Date: c 1924. Covered with aluminum siding, it has overhanging eaves, shed dormers, and an enclosed, shed roofed porch.

Sherman Avenue, east side, from Bay Avenue to the railroad.

802. 219 is a frame, 1-1/2 story, gambrel roofed dwelling. Style: vernacular Dutch Colonial. Date: c 1914. Among the exterior features are gable dormers, overhanging eaves returned to form gable pent roofs, a sidelighted entry with fanlight, and a gabled stoop with Tuscan columns.

803. 213 is a frame, one story, gable roofed dwelling with attached garage. Style: vernacular. Date: c 1958.

804. 205 is a frame, brick faced, one story, gable roofed dwelling. Style: vernacular, ranch. Date: c 1958.

805. 199 is a frame, 1-1/2 story, gambrel roofed dwelling. Style: vernacular Dutch Colonial. Date: c 1935.

806. 195 is a frame, two story, gable roofed dwelling with an overhanging second floor on the front. Style: vernacular Colonial Revival. Date: c 1936.

807. 189 is a frame, one story, gable roofed, U-shaped dwelling with garage. Style: vernacular, ranch. Date: c 1954.

808. 183 is a frame, one story, hip roofed, L-shaped dwelling. Style: vernacular. Date: c 1953.

809. 175 is a frame, 1-1/2 story, hip and gable roofed dwelling with garage. Style: vernacular, split level. Date: c 1953-54.

810. 167 is a frame, 1-1/2 story, hip and gable roofed dwelling with garage. Style: vernacular, split level. Date: c 1954.

811. 163 is a frame, 1-1/2 story, hip and gable roofed dwelling with garage. Style: vernacular, split level. Date: c 1953.

812. 159 is a frame, 1-1/2 story, hip and gable roofed dwelling with garage. Style: vernacular, split level. Date: c 1953.

813. 155 is a frame, 2-1/2 story, gable roofed dwelling. Style: vernacular. Date: c 1921. It has clapboard siding, overhanging eaves, a shed dormer, and a shed roofed porch with square posts on a closed railing.

814. 151 is a frame, 1-1/2 story, gambrel roofed dwelling with an appendage on the south gable. Style: vernacular. Date: c 1920-30. It has shed dormers, wood shingle and clapboard siding, and a gabled entry stoop.

815. 143 is a frame, two story, clip-gable roofed dwelling with gable end facing the street. Style: vernacular. Date: c 1921. Exterior features include overhanging eaves with exposed purlins and rafter ends, clapboard

Glen Ridge Historic District, Essex County, NJ

siding, and an enclosed front porch.

816. 141 is a frame, 2-1/2 story, gable roofed dwelling with gable end facing the street and a gabled projection above a 1/2 hexagonal bay window on the north side. Style: vernacular. Date: c 1900. The enclosed, flat roofed front porch has square posts and tripart windows with colored glass fan-lights. Among the other features are gable dormers, overhanging eaves, and wood shingle and clapboard siding.
817. 139 is a frame, two story, gable roofed dwelling with gable end facing the street and a two story projection on its north side. Style: vernacular. Date: c 1906. It has wood shingle and clapboard siding, a round headed gable window, and overhanging eaves. The front porch has been enclosed.
818. 137 is a frame, two story, gable roofed dwelling with gable end facing the street and with a 1/2 hexagonal bay window on the north side. Style: vernacular. Date: c 1903. It has been covered with aluminum siding and the L-shaped porch has been enclosed.
819. 109 is a frame, two story, gable roofed dwelling with gable end facing the street, a small octagonal tower with a finial at the northeast corner, and a gabled projection on the north side. Style: vernacular Queen Anne. Date: c 1907. It has been covered with asbestos siding; the enclosure of the hip roofed porch is probably a later alteration.
820. 105 is a frame, 2-1/2 story, gable roofed dwelling. Style: vernacular. Date: c 1908. Exterior features include overhanging eaves, wood shingle and clapboard siding, a shed dormer, and an enclosed porch.
821. 101 is a frame, two story, gable roofed dwelling with gable end facing the street. Style: vernacular. Date: c 1907. Covered with aluminum siding, it has overhanging eaves, a two story, 1/2 hexagonal bay window on the south side, and a hip roofed porch with square posts on a closed railing.
822. 97 is a stuccoed frame, two story, gable roofed, L-shaped dwelling with a gable end facing the street. Style: vernacular. Date: c 1890-1905. It has overhanging eaves with bargeboards and a shed roofed entry porch. Alterations include the enclosure of the entry porch and a shed roofed, two story appendage.
823. 93 is a frame, 1-1/2 story, gable roofed dwelling. Style: vernacular, Cape Cod. Date: c 1935-55.
824. 89 is a frame, two story, gable roofed dwelling with an overhanging second floor on front. Style: vernacular Colonial Revival. Date: c 1930-40. It has been covered with asbestos siding.

Hathaway Place, north side.

825. 6 is a frame, 1-1/2 story, gambrel roofed dwelling. Style: vernacular Dutch Colonial. Date: c 1921. Exterior features include wood shingle siding, shed dormers, a box cornice with returns, and a gabled entry hood on consoles.

Glen Ridge Historic District, Essex County, NJ

826. 8 is a frame, two story, gable roofed dwelling with gable end facing the street. Style: vernacular. Date: c 1920. Broken by a shed dormer, a shed continuation of the main roof covers the screened entry porch on the east side. Other features include wood shingle siding and overhanging eaves.
827. 10 is a frame, 1-1/2 story, gambrel roofed dwelling. Style: vernacular Dutch Colonial. Date: c 1922. It has shed dormers, overhanging eaves, wood shingle siding, an enclosed side porch and a gabled entry hood on consoles.
828. 14 is a frame, 1-1/2 story, gambrel roofed dwelling. Style: vernacular Dutch Colonial. Date: c 1921. Similar to 10 Hathaway, it has instead a segmental entry hood, clapboard siding, and an enclosed porch on the rear.
829. 20 is a frame, two story, gable roofed dwelling. Style: vernacular. Date: c 1923. Covered with aluminum siding, it has a box cornice and a gabled entry stoop with square posts.
830. 32 is a frame, two story, gable roofed dwelling. Style: vernacular. Date: c 1924. Similar to 20 Hathaway, it has instead wood shingle siding and a shed roofed porch.
831. 36 is a frame, two story, gable roofed dwelling. Style: vernacular. Date: c 1924. Among the exterior features are overhanging eaves, a rectangular bay window on the west side, and a shed roofed porch with square posts on a closed railing. It has been covered with asbestos siding.
832. 40 is a frame, 2-1/2 story, hip roofed dwelling. Style: vernacular. Date: c 1910. Covered with aluminum siding, it retains hip dormers, a projecting bay on the second floor front, and an L-shaped porch with square posts.

Hathaway Place, south side.

833. 39 is a frame, one story, gable roofed dwelling with gable end facing the street. Style: vernacular, bungalow. Date: c 1927. Covered with aluminum siding, it has overhanging eaves with exposed rafter ends and a gabled entry vestibule.
834. 37 is a frame, 2-1/2 story, gable roofed dwelling with gable end facing the street. Style: vernacular. Date: c 1911. Broken by a shed dormer, a shed continuation of the main roof covers the entry porch on the east side. Other features include overhanging eaves with exposed rafter ends and bargeboards, wood shingle siding, and an enclosed, gable roofed porch with transomed windows on the front.
835. 35 is a frame, 2-1/2 story, gable roofed dwelling with gable end facing the street. Style: vernacular. Date: c 1913. The twin of 37 Hathaway, it has instead clapboard siding below the shingled gables and a shed roofed, projecting bay in the front.

Glen Ridge Historic District, Essex County, NJ

836. 17 is a frame, two story, gable roofed dwelling with a gabled projection above a first floor porch on the east side. Style: vernacular. Date: c 1923. It has clapboard siding and a gabled entry hood.
837. 15 is a frame, 2-1/2 story, gable roofed dwelling. Style: vernacular. Date: c 1917. Covered with asbestos siding, it has overhanging eaves, a hip dormer, and a screened shed roofed porch.
838. 11 is a frame, 2-1/2 story, gable roofed dwelling. Style: vernacular. Date: c 1917. Exterior features include hip dormers, overhanging eaves, wood shingle siding, and a front porch with square posts on a closed railing.
839. 9 is a frame, 2-1/2 story, gable roofed dwelling. Style: vernacular. Date: c 1914. The twin of 11 Hathaway, it has instead a shed dormer and wood shingle siding above the stuccoed first floor.
840. 7 is a frame, 2-1/2 story, gable roofed dwelling. Style: vernacular. Date: c 1914. Except for the shed porch roof and the gable dormer with Palladian window it is identical to 11 Hathaway.
841. 5 is a frame, two story, gable roofed dwelling. Style: vernacular. Date: c 1920. It has been altered by the application of aluminum siding and the enclosure of the L-shaped porch.

Laurel Place, north side.

842. 6 is a stuccoed frame, two story, gable roofed dwelling with a gabled, overhanging projection on the front above the gabled entry stoop. Style: vernacular. Date: c 1911. Exterior features include overhanging eaves with bargeboards and projecting purlins, stoop seats and square posts on the entry porch, and a shed roofed bay window on front.
843. 8 is a frame, 2-1/2 story, gable roofed dwelling with a gabled, overhanging projection on the east side. Style: vernacular. Date: c 1913. Shed continuations of the main roof cover two projecting bays on the second floor front. Among the other features are clapboard siding, overhanging eaves, small corner pilasters on the second floor front, and a shed roofed porch with square posts on a closed railing.
844. 10 is a frame, two story, gable roofed dwelling. Style: vernacular. Date: c 1909. Broken by two gable dormers, a continuation of the main roof covers the hip roofed front porch with square posts. The house also has overhanging eaves and wood shingle and clapboard siding.
845. 12 is a frame, 1-1/2 story, gambrel roofed dwelling. Style: vernacular Dutch Colonial. Date: c 1920. Exterior features include wood shingle siding, overhanging eaves, shed dormers, and an enclosed, shed roofed porch.
846. 14 is a frame, 2-1/2 story, gable roofed dwelling. Style: vernacular. Date: c 1911. Broken by a gable dormer, a shed continuation of the main roof covers the screened, entry porch. Among the other features are overhanging eaves with bargeboards and a shed roofed bay window. It has been covered with asbestos siding.

847. 16 is a frame, 1-1/2 story, gambrel roofed dwelling. Style: vernacular Dutch Colonial. Date: c 1920. It has overhanging eaves with exposed rafter ends, clapboard siding, shed dormers, and an enclosed front porch.
848. 18 is a frame, 2-1/2 story, gable roofed dwelling. Style: vernacular. Date: c 1911. The twin of 14 Laurel, it retains wood shingle and clapboard siding and has a gabled side porch.
849. 20 is a frame, 1-1/2 story, gambrel roofed dwelling. Style: vernacular Dutch Colonial. Date: c 1920. The exterior features wood shingle siding, overhanging eaves, shed dormers, and a gabled entry vestibule.
850. 22 is a frame, two story, gable roofed dwelling. Style: vernacular. Date: c 1920. It has overhanging eaves, wood shingle siding, and a bracketed pent roof across the front.

Laurel Place, south side.

851. 19 is a frame, 1-1/2 story, gable roofed dwelling. Style: vernacular. Date: c 1920. Original features include shed dormers, overhanging eaves, and wood shingle siding. The shed roofed porch has been enclosed.
852. 17 is a frame, 1-1/2 story, gambrel roofed dwelling. Style: vernacular. It has shed dormers, overhanging eaves, wood shingle siding, and a partially enclosed front porch. Date: c. 1920.
853. 15 is a frame, two story, gable roofed dwelling with a gable on the front and shed roofed appendages. Style: vernacular. Date: c 1911. Among the exterior features are overhanging eaves with bargeboards, wood shingle and clapboard siding, and a front porch with square posts on a closed railing and with a gable extension on its west end.
854. 13 is a frame, 1-1/2 story, gable roofed dwelling. Style: vernacular. Date: c 1945-55.
855. 11 is a frame, 1-1/2 story, gable roofed dwelling with a two story rear profile. Style: vernacular. Date: c 1909. It has a large gable dormer, overhanging eaves, wood shingle and clapboard siding, and an enclosed recessed porch with transomed windows.
856. 9 is a frame, 1-1/2 story, gambrel roofed dwelling. Style: vernacular Dutch Colonial. Date: c 1909. It has overhanging eaves, shed dormers, and wood shingle siding. The porch has been enclosed.
857. 7 is a frame, 2-1/2 story, hip roofed dwelling with an overhanging, projecting bay on the west side. Style: vernacular. Date: c 1905-15. Exterior features include hip dormers, overhanging eaves, wood shingle and clapboard siding. The porch posts have been replaced.
858. 5 is a frame, 1-1/2 story, gable roofed dwelling. Style: vernacular. Date: c 1920. It has shed dormers, overhanging eaves with exposed rafter ends, and wood shingle siding.

859. 3 is a frame, 1-1/2 story, gambrel roofed dwelling. Style: vernacular Dutch Colonial. Date: c 1920. It has been covered with aluminum siding and the entry has been altered.
860. 1 is a frame, 1-1/2 story, gable roofed dwelling. Style: vernacular. Date: c 1920. It is similar to 5 Laurel Place; the enclosed porch, however, has been altered.

Ridgewood Avenue, west side from Bay Avenue to the railroad.

861. 400 is a brick, two story, gable roofed dwelling with a two story and a 1-1/2 story gabled projection on the front. Style: Tudor Revival. Date: c 1926. The gabled vestibule has a Tudor arched entry with a stone Gibbs surround and a label lintel.
862. 396 is a frame, 1-1/2 story, gambrel roofed dwelling. Style: vernacular Dutch Colonial. Date: c 1910. Exterior features include a shed dormer surmounted by an eyebrow dormer and kicked, overhanging eaves. The enclosed, side porch and the entry stoop have been altered.
863. 388 is a stuccoed, two story, gable roofed dwelling with small segmentally arched gables above the windows at both ends of the front and a one story north wing. Style: "English Cottage" Revival. The overhanging eaves curve downward at the edges in imitation of thatching. Other features include blind fanlights above the second floor end windows and label lintels above the first floor windows on the front, a porch with Doric columns on the south end, a sidelighted entry, and a flat roofed entry porch with Doric columns.
864. 380 is a frame, 2-1/2 story, hip roofed dwelling with a roof deck. Style: vernacular. Date: c 1906. The gable dormers have pediments and engaged Doric columns. Other features include overhanging eaves, wood shingle and clapboard siding, and an oriel window centered on the second floor front. The front porch apparently has been removed.
865. 376 is a stuccoed, 2-1/2 story, gable roofed dwelling with a shallow, two bay projection at the north end of the front and an octagonal oriel window at the southeast corner of the second floor. Style: vernacular. Date: c 1910. It has shed dormers, overhanging eaves, an enclosed side porch on the south gable, and a recessed entry with wooden surround and flanking casement windows.
866. 372 is a stuccoed, 2-1/2 story, gable roofed dwelling with a rear wing and a gable at the north end of the front continued to cover a lean-to extension. Style: vernacular. Date: c 1909. The segmentally arched, recessed entry is flanked by segmentally arched, transomed windows. Other features include overhanging eaves with returns and a clip-gable dormer.
867. 368 is a stuccoed, 2-1/2 story, gable roofed dwelling with gabled projections at each end of the front and a one story appendage on the south side. Style: vernacular. Date: c 1909. Both of the front gables have

eared parapets with brick capping and round headed windows with brick label lintels. Other features include a segmentally arched dormer with similar capping; label lintels above the other front windows, and a wide, shed roofed entry hood supported by large wooden brackets.

868. 364 is a brick and stuccoed frame, 2-1/2 story, gable roofed dwelling with a two story extension on the south gable and with two bracketed, overhanging gables on the front surmounting 1/2 hexagonal bay windows. Style: Tudor/Spanish Colonial Revival. Date: c 1910. Exterior features include a pantile roof, overhanging eaves, bracketed overhanging end gables, transomed windows, a shed dormer, and a shed roofed porch with an attached porte-cochere on its north end.
869. 350 is a frame, 2-1/2 story, gable roofed dwelling. Style: Shingle/Queen Anne. Date: c 1907. A 1/2 hexagonal bay window surmounts the hip roofed entry porch with Tuscan columns and turned balusters. Among the other features are wood shingle siding; shed dormers; kicked, overhanging eaves; an oriel window on the second floor front; and a bay window surmounted by a pent roof on the first floor front.
870. 346 is a stuccoed, 2-1/2 story, hip roofed dwelling with two story extensions on both ends that have a glass enclosed porch on the first floor. Style: Colonial Revival. Date: c 1919. It has a box cornice with modillions, a belt course, a fanlighted entry with detached sidelights, and a flat roofed entry porch with iron deck railing, denticulated entablature, and Tuscan columns.
871. 340 is a brick and frame, 1-1/2 story, gable roofed, dwelling. Style: vernacular, split level. Date: c 1950-60.
872. 336 is a stuccoed masonry, 2-1/2 story, hip roofed dwelling with a flat roofed, two story, enclosed porch on its south end. Style: Spanish Colonial Revival. Date: c 1911. The flat roofed vestibule has box cornice, hooded entry, and simple corner pilasters. Among the other features are a water table and belt course, round headed first floor windows with iron-railed balconies, a pantile roof, overhanging eaves, and hip dormers.
873. 332 is a stuccoed, 2-1/2 story, gambrel roofed dwelling. Style: Colonial Revival. Date: c 1911. At the eaves line is a modillioned entablature with returns. Other features include shed dormers, a sidelighted entry, and a flat roofed entry stoop with iron cresting, entablature, and large square posts.
874. 328 is a stone and frame, 2-1/2 story, gable roofed dwelling with gable end facing the street. Style: Tudor Revival. Date: c 1901. It has shed dormers, overhanging eaves, stucco siding with 1/2 timbering above the stone first floor, an enclosed side porch, and an L-shaped front porch.
875. 324 is a frame, 2-1/2 story, gable roofed dwelling. Style: Colonial Revival. Date: c 1908. The gable dormers have broken pediments, delicate pilasters, and round headed windows with key blocks. Other features include wood shingle siding, a box cornice returned to form

Glen Ridge Historic District, Essex County, NJ

gable pediments, a glass enclosed side porch, and a gabled entry stoop with modillioned broken pediment, entablature, and Ionic columns.

876. 320 is a stuccoed frame, two story, hip roofed dwelling with a gabled projection at the north end of the front. Style: vernacular. Date: c 1925. A smaller gabled projection surmounts the shed roofed entry stoop with tapering corner pier. It also has overhanging eaves with bargeboards.
877. 314 is a frame, 2-1/2 story, gable roofed, T-shaped dwelling with a gable end facing the street. Style: Tudor Revival. Date: c 1909. Architect: Davis, McGrath, & Kiessling. Among the exterior features are gable parapets, overhanging eaves, stucco siding with 1/2 timbering above the first floor, a two story bay window on the front, an oriel window on the north side, and a recessed entry porch with round headed openings. The white stone facing covering the first floor is an alteration.
878. 310 is a frame, 2-1/2 story, gable roofed dwelling with a two story extension on the south gable. Style: Tudor Revival. Date: c 1893. It has gable wall dormers, overhanging eaves, stucco siding with 1/2 timbering, and a gabled vestibule whose sidelighted entry is surmounted by a triangular fanlight.
879. 306 is a brick and frame, two story, gable roofed dwelling with a rear wing. Style: vernacular Queen Anne. Date: c 1890. The three overhanging gables on the front are supported by 1/2 hexagonal oriel windows on consoles. Other features include a kick at the second floor level and a gabled entry hood on brackets. It has been covered with aluminum siding above the brick first floor. It is believed that the north end was moved from 41 Wildwood Terrace in 1901 and the south end was added at a subsequent date.

Ridgewood Avenue, east side from Osborne Street to Bay Avenue.

880. 307 is a frame, 1-1/2 story, hip and gable roofed dwelling. Style: vernacular, split level. Date: c 1950-60.
881. 311 is a stuccoed, 2-1/2 story, hip roofed dwelling. Style: vernacular Spanish Colonial Revival. Date: c 1910. It has a pantile roof, hip dormers, overhanging eaves, an enclosed side porch with segmentally arched openings and a roof balustrade, and a flat roofed vestibule with overhanging eaves and a segmentally arched entry.
882. 315 is a frame, 2-1/2 story, gambrel roofed dwelling with a two story rear wing. Style: Colonial Revival. Date: c 1893. The gable dormers have broken, denticulated pediments; round headed surrounds with key blocks; and flanking pilasters. Other features include a full entablature at the eaves, a screened side porch, a sidelighted entry with elliptical fanlight, and a gabled entry stoop with broken pediment and Ionic columns.

Glen Ridge Historic District, Essex County, NJ

883. 321 is a stuccoed frame, 2-1/2 story, gable roofed dwelling with a gabled projection on the front. Style: Tudor/English Cottage Revival. Date: c 1907. The overhanging eaves curve downward at the edges in imitation of thatching and have supporting brackets. Other features include shed dormers, a large brick chimney on the front and an enclosed side porch and a shed roofed entry stoop both with Tudor arched openings.
- NC 884. 325 is a brick and frame, one story, gable roofed, L-shaped dwelling. Style: vernacular, ranch. Date: c 1950-60.
885. 329 is a stone and frame, 1-1/2 story, gambrel roofed dwelling with a rear wing. Style: vernacular Dutch Colonial. Date: c 1919. It has kicked, overhanging eaves returned on the gable ends, a shed dormer, and a sidelighted entry.
886. 335 is a brick, 2-1/2 story, hip roofed dwelling. Style: vernacular. Date: c 1910-20. Bay windows with bracketed shed roofs flank the recessed sidelighted entry with segmentally arched transom bar and Tuscan columns. Other features include side porches at both ends and overhanging eaves with exposed rafter ends.
887. 339 is a stuccoed, two story, gable roofed dwelling with two story extension on the east and south and a one story extension on the north. Style: Tudor Revival. Date: 1901. Architect: H. Van Buren Magonigle of New York City. Exterior features include overhanging eaves with exposed purlins, paneled brick chimneys with corbelled drip caps, an overhanging and an oriel window on the front above the recessed entry with Tudor arched opening. The first floor of the south wing was originally an open porch.
888. 345 is a brick and frame, two story, gable roofed dwelling with a gambrel roofed rear wing. Style: Colonial Revival. Date: c 1912. Architect: Wallis and Goodwillie of New York City. It has clapboard siding front, and an entry stoop with segmental pediment and Tuscan columns.
889. 349 is a brick and frame, 1-1/2 story, gable roofed dwelling with a large, double gable dormer on the front and a smaller south wing. Style: vernacular Tudor Revival. Date: c 1928. The large, stone, gabled vestibule has a segmentally arched entry flanked by small windows. Other features include shed dormers, casement windows, and stucco siding with some 1/2 timbering above the first floor.
890. 353 is a frame, 2-1/2 story, gable roofed dwelling with shallow, gabled projections on each end of the front and a one story appendage on the south gable. Style: Tudor Revival. Date: c 1898. The oriel window above the center entry is surmounted by a gable dormer. Among the other features are overhanging eaves, stucco siding with 1/2 timbering, casement windows, and an L-shaped porch with small posts.
891. 359 is a frame, 2-1/2 story, gambrel roofed dwelling with a shallow, gabled projection centered on the front and a small rear appendage. Style: Colonial Revival. Architect: Long considered Stanford White.

Date: c 1898. The front projection has a modillioned pediment with lunet window and a tripart second floor window with entablature above the sidelighted entry. The flat roofed entry stoop and the matching side porches have Chinese Chippendale deck railings, entablatures, and Tuscan columns. Other features include gable dormers with broken pediments, pilasters, and Gothic sash windows; clapboard siding; and a box cornice with modillions returned across the gables ends.

892. 363 is a frame, 2-1/2 story, hip roofed dwelling with 1/2 hexagonal bay windows on the front and south side. Style: vernacular. Date: c 1906. Exterior features include kicked, overhanging eaves, a front gable dormer with Palladian window, and an L-shaped porch with Tuscan columns on a closed railing.
893. 365 is a stuccoed, 2-1/2 story, hip roofed dwelling. Style: vernacular. Date: c 1907. It has overhanging eaves, a hip dormer, a flat roofed, enclosed side porch with segmentally arched openings, and a slightly recessed, segmentally arched entry surmounted by a corbelled balcony.
894. 369 is a frame, 2-1/2 story, gable roofed dwelling with a two story extension incorporating a glass enclosed first floor porch on the south gable; a rear wing; and with a shallow, gabled projection on the front above the flat roofed entry porch. Style: Tudor Revival. Date: c 1907. Among the exterior features are stucco siding with 1/2 timbering, gable dormers, kicked, overhanging eaves with bargeboards, and square posts and deck railing on the front entry porch.
895. 379 is a frame, 2-1/2 story, gable roofed dwelling with a shallow, gabled projection centered on the front. Style: Colonial Revival. Date: c 1902. Architect: Stanford White's office. The modillioned entablature under the eaves is supported by simple pilasters at each end of the front and below the pediment of the projecting center bay. Aside from its Doric entablature, the entry stoop with Chinese Chippendale deck railing and square piers matches both side porches of which one is enclosed. Other features include gable dormers, clapboard siding, and a sidelighted entry.
896. 389 is a brick and frame, 2-1/2 story, gable roofed dwelling with overhanging, gabled projections flanking the entry on the front. Style: Tudor Revival/English Cottage. It has a box cornice with returns, a shed dormer, diamond paned casement and sash windows, stucco siding above the brick first floor, and a gabled entry stoop with 1/2 timbering on its gable and with brick piers.
897. 397 is a brick and frame, 2-1/2 story, gable roofed dwelling with gabled projections on the front, north, and east sides. Style: Tudor Revival. Date: c 1908. The exterior features stucco siding with 1/2 timbering above the brick first floor, decorated bargeboards on the gables, overhanging eaves, and a shed entry hood on brackets with Acanthus leaf decoration.

898. 401 is a stone and frame, one story, gable roofed dwelling with a flat roofed extension wrapping around three of its sides. Style: vernacular International. Date: c 1966.

Bay Avenue, south side from Sherman Avenue to Essex Avenue.

899. 278 is a frame, 1-1/2 story, gambrel roofed dwelling with rear appendage. Style: vernacular Dutch Colonial. Date: c 1913. It has overhanging eaves returned to form gable pent roofs, clapboard siding, and a shed dormer surmounted by an eyebrow dormer.
900. 276 is a frame, 1-1/2 story, gable roofed dwelling with a rear lean-to. Style: vernacular. Date: c 1911. Exterior features include clapboard siding, overhanging eaves, a shed dormer, and a front porch with Tuscan columns.
901. 274 is a stuccoed frame, 1-1/2 story, gambrel roofed dwelling with rear appendage. Style: vernacular. Date: c 1911. It has shed dormers, overhanging eaves with pendants, and a shed roofed entry stoop. Aluminum siding has been applied to the dormers and the lower roof slope on the front.
902. 272 is a frame, 1-1/2 story, gable roofed dwelling with a rear appendage. Style: vernacular. Date: c 1911. The exterior features wood shingle siding, overhanging eaves, a shed wall dormer, and a hipped entry hood on brackets.
903. 228 is a frame, 2-1/2 story, hip roofed dwelling with a projecting bay on the east side. Style: vernacular. Date: c 1913. Among the exterior features are a gable dormer with Palladian window; overhanging eaves; wood shingle siding; two story, 1/2 hexagonal bay windows on the front and the west side; and a front porch with Tuscan columns on a closed railing and with a gable over the steps.
904. 224 is a frame, two story, gable roofed dwelling. Style: vernacular Colonial Revival. Date: c 1913. It has wood shingle siding, a pent roof across the front above a bay window, and a gabled entry stoop with Tuscan columns.
905. 190, the Anson McCloud house, is a frame, two story, gable roofed, L-shaped dwelling with a gable end facing the street and rear appendages. Style: vernacular. Date: 1856. Exterior features include a box cornice with returns, frieze, and brackets surviving on the east gable; clapboard siding; 2/2 sash windows; and a transomed entry with flanking pilasters. The L-shaped porch with Tuscan columns is probably the result of later remodeling.
906. 182 is a frame, two story, gable roofed, L-shaped dwelling with a gable end facing the street. Style: vernacular. Date: c 1871-80. While basically similar to its neighbor to the west, the house has been extensively altered on the exterior as evidenced by the box cornice, the asbestos siding, and the enclosed, L-shaped porch. The 6/6 sash windows with architrave trim are possibly original features.

907. 178 is a frame, 1-1/2 story, gambrel roofed dwelling. Style: vernacular. Date: c 1911. Among the exterior features are wood shingle and clapboard siding, shed dormers, and an enclosed, shed roofed porch with elliptically fanlighted openings.
908. 176 is a frame, 1-1/2 story, gambrel roofed dwelling. Style: vernacular. Date: c 1912. Covered with asbestos siding, it has a gable dormer and a gambrel gable on the front and an enclosed, flat roofed porch with transomed, tripart windows having small paned borders.
909. 174 is a frame, two story, clip-gabled projection on the front. Style: vernacular. Date: c 1910-20. Broken by a dormer, a shed continuation of the main roof covers the enclosed porch. The house has overhanging eaves and wood shingle siding.
910. 172 is a frame, 1-1/2 story, gambrel roofed dwelling with a rear appendage. Style: vernacular Dutch Colonial. Date: c 1925. It has overhanging eaves, shed dormers, wood shingle siding, and a front porch.

Essex Avenue, west side from Bay Avenue to Outlook Place.

911. 154 is a frame, 1-1/2 story, gambrel roofed dwelling. Style: vernacular Dutch Colonial. Date: c 1926. It has overhanging eaves, shed dormers, wood shingle siding, and a shed roofed, partially enclosed porch with a gable over the steps.
912. 152 is a frame, 1-1/2 story, gambrel roofed dwelling. Style: vernacular Dutch Colonial. Date: c 1926. The twin of 154 Essex, its porch lacks the gable over the steps.
913. 150 is a frame, one story, gable roofed dwelling with basement garage. Style: vernacular. Date: c 1945-55.
914. 148 is a frame, 1-1/2 story, gambrel roofed dwelling with a one story appendage on its south end. Style: vernacular Dutch Colonial. Date: c 1927. It has overhanging eaves returned to form gable pent roofs and a shed dormer surmounted by a gable dormer.
915. 146 is a frame, one story, gable roofed dwelling with basement garage. Style: vernacular. Date: c 1945-55. It is the twin of 150 Essex Avenue.
916. 144 is a frame, 1-1/2 story, gambrel roofed dwelling with a one story appendage on its north gable. Style: vernacular Dutch Colonial. Date: c 1923. Exterior features include shed dormers, overhanging eaves, clapboard siding, and a gabled entry vestibule with gable hood on brackets.
917. 142 is a frame, two story, gable roofed dwelling. Style: vernacular. Date: c 1926. Among the exterior features are clapboard siding, overhanging eaves, and an enclosed, shed roofed porch.

Outlook Place, north side.

918. 5 is a brick and frame, 2-1/2 story, gable roofed dwelling with a small appendage on the west side. Style: vernacular. Date: c 1910-20. It has overhanging eaves, clapboard siding above the brick first floor, a gable dormer, and a gabled entry stoop with brick steps.
919. 9 is a frame, 2-1/2 story, gable roofed dwelling. Style: vernacular. Date: c 1912. It has clapboard siding, a gable dormer, and a shed roofed porch with square posts and turned balusters.
920. 15 is a frame, two story, gable roofed dwelling with a narrower extension on its east end. Style: vernacular. Date: c 1922. It has overhanging eaves, wood shingle siding, and a pent roof across the front.
921. 19 is a frame, two story, gable roofed dwelling with a narrower extension on its east end. Style: vernacular. Date: c 1920. Except that it has a bracketed entry hood instead of a pent roof, it is the twin of 15 Outlook Place.
922. 25 is a stuccoed frame, 2-1/2 story, gable roofed dwelling. Style: vernacular. Date: c 1913. Exterior features include an eyebrow dormer, overhanging eaves with exposed purlins, eared, segmentally arched entry hood on consoles.
923. 29 is a brick and frame, 2-1/2 story, hip roofed dwelling with a projecting bay on the front. Style: vernacular, Prairie School. Date: c 1909. The overhanging upper level of the front projection has an oriel window and is supported by a bay window that matches one on the west side. Other features include overhanging eaves, wood shingle siding, a gabled entry stoop with brick piers, and a similar porte-cochere on the east side.
924. 35 is a frame, 2-1/2 story, hip roofed dwelling with a gabled, overhanging projection on the front and a flat roofed appendage with garage on the east side. Style: vernacular. Date: c 1910. Alterations of the house, which is basically similar in form to 20 Outlook, include the apparent removal of the front entry porch and the remodeling of the porte-cochere into a garage.

Outlook Place, south side.

925. 28 is a frame, 1-1/2 story, gambrel roofed dwelling with a one story east wing. Style: Dutch Colonial Revival. Date: c 1923. Among the exterior features are kicked eaves, shed dormers, clapboard siding, a sidelighted entry with elliptical fanlight, and a gabled entry stoop with broken pediment, entablature and Tuscan columns.

Ridley Court.

926. 4 is a brick and frame, two story, gable roofed dwelling. Style: vernacular Colonial Revival. Date: c 1927. It has overhanging eaves, a clapboarded upper story kicked at the second floor level, a sidelighted entry, and a gabled hood on brackets.

927. 6 is a brick, two story, gable roofed dwelling with a lean-to on the south gable. Style: vernacular Colonial Revival. Date: c 1928. It has a box cornice with returns and a slightly recessed entry with blind fanlight and sidelights.
928. 8 is a frame, 1-1/2 story, gable roofed dwelling with gable end facing the street. Style: vernacular. Date: c 1926. Exterior features include wood shingle siding, a recessed, screened porch on the south side, a brick chimney on the front, and a gabled entry vestibule.
929. 10 is a frame, one story, flat and low-pitched gable roofed dwelling of asymmetrical plan with attached garage. Style: vernacular International. Date: c 1950-60.
930. 7 is a frame, two story, gable roofed dwelling with 1-1/2 story, gable roofed wing on the front that has a lean-to appendage on its north side. Style: vernacular. Date: c 1927. It has wood shingle siding, a shed-roofed entry porch, and an enclosed, shed roofed porch with a deck on the south side.
931. 5 is a brick and frame, two story, gable roofed dwelling with a 1-1/2 story south wing and a gable on the front broken by a brick chimney. Style: vernacular Tudor Revival. Date: c 1927. Exterior features include stucco siding with some 1/2 timbering, with a kicked extension on one side and a round headed entry that has a decorative brick surround.
932. 3 is a brick and frame, 1-1/2 story, gambrel roofed dwelling. Style: Dutch Colonial Revival. Date: c 1924. Among the exterior features are shed dormers, kicked overhanging eaves, and a gabled entry hood on consoles.
933. 1 is a brick, two story, gable roofed dwelling with a frame lean-to on the north gable. Style: Colonial Revival. Date: c 1927. Its fanlighted center entry has a broken triangular pediment and flanking pilasters.

Forest Avenue, east side from Baldwin Street to Bay Avenue.

934. 83 is a frame, two story, hip roofed dwelling that faces Baldwin Street. Style: vernacular Colonial Revival. Date: c 1915. Architect: Walker of Montclair. The sidelighted entry has a louvered, elliptical fanlight and a gabled hood on brackets. Other features include overhanging eaves, wood shingle siding, and a screened, side porch whose roof is a shed continuation of the main roof and is broken by a shed dormer.
935. 91 is a brick and frame, 2-1/2 story, gable roofed dwelling set perpendicular to the street. Style: vernacular Tudor Revival. Date: c 1903. Architect: R. L. Robinson. A denticulated box cornice supports the overhanging gable with 1/2 timbering on the front. A similar cornice supports the stuccoed, overhanging second floor above the brick first floor. Other features include overhanging eaves, French doors flanking an arched niche and opening onto a balustraded terrace on the front, and a gabled entry porch on the south side.

936. 99 is a brick and frame, two story, gable roofed dwelling with a gabled projection centered on the front above the entry stoop. Style: vernacular Colonial Revival. Date: c 1926. The exterior features overhanging eaves, wood shingle siding above the brick first floor, a sidelighted entry with elliptical fanlight, and a gabled entry stoop with pediment and Tuscan columns.
937. 105 is a stuccoed, 2-1/2 story, gable roofed dwelling with a two story, flat roofed extension on the south end and a lean-to on the north end. Style: vernacular. Date: c 1914. The gabled entry stoop with a round headed opening is flanked by attached pent roofs above tripart windows. Other features include a shed dormer and overhanging eaves with exposed rafter ends.
938. 115 is a brick and frame, 1-1/2 story, gambrel roofed dwelling. Style: Dutch Colonial Revival. Date: c 1916. It has kicked, overhanging eaves returned to form gable pent roofs, shed dormers, a sidelighted entry, a glass enclosed side porch, and clapboard siding above the brick first floor.
939. 121 is a stuccoed, 2-1/2 story, gable roofed dwelling with narrower, 1 bay extension on both gable ends. Style: vernacular. Date: c 1910. On the front, eyebrow dormers flank the shed dormer with a slight segmental arch above its middle window. A similar arch appears on the shed roofed entry stoop. Other features include overhanging eaves, hip roofed porches with square, stuccoed piers on closed railings in front of both extensions, and a 1/2 polygonal bay window on the front.
940. 125 is a stuccoed, 2-1/2 story, hip roofed dwelling. Style: vernacular. Date: c 1913. Among the exterior features are bracketed, overhanging eaves, a sidelighted entry with elliptical fanlight; and an eared, segmentally arched entry stoop with simple columns.
941. 133 is a frame, 1-1/2 story, gambrel roofed dwelling with a rear appendage. Dutch Colonial Revival. Date: c 1924. It has shed dormers, overhanging eaves, an enclosed side porch, a blind fanlighted entry, and a gabled stoop with broken pediment, entablature, and slender columns.
942. 137 is a frame, two story, gable roofed dwelling with a one story appendage on the south gable. Style: Colonial Revival. Date: c 1921. Exterior features include a box cornice with returns, clapboard siding, a sidelighted entry with blind fanlight, and a gabled stoop with broken pediment, entablature, and columns.
943. 143 is a frame, two story, gable roofed dwelling with a two story extension on the south gable end and a lean-to on the north. Style: Colonial Revival. Date: c 1923. It has clapboard siding, 6/6 sash windows, a fanlighted entry, and a gabled entry stoop with broken pediment and slender columns.
944. 163 is a frame and brick, 1-1/2 story, gambrel roofed dwelling with enclosed porches on both gable ends. Style: vernacular Dutch Colonial. Date: c 1922. It has shed dormers, overhanging eaves, and a sidelighted entry.

945. 169 is a frame, 2-1/2 story, hip roofed dwelling with appendages on the south end. Style: vernacular. Date: c 1906. Among the exterior features are wood shingle siding, overhanging eaves, a hip dormer, two oriel windows on the second floor front, and a center entry with a gabled entry stoop.
946. 175 is a frame, 2-1/2 story, gable roofed dwelling. Style: vernacular. Date: c 1909. Vertical siding was used above the level of the second floor windows; clapboards below. Other features include a small eye-brow dormer, overhanging eaves, a bay window on the south side, an oriel window on the front, and entry porch and entrance on the north side.
947. 183 is a frame, 1-1/2 story, hip roofed dwelling with a hipped projection on the south end. Style: vernacular. Date: c 1906. It has gable dormers, overhanging eaves, clapboard siding, diamond paned windows, and bracketed oriel window above the entry.
948. 189 is a frame, 1-1/2 story, gambrel roofed dwelling. Style: Dutch Colonial Revival. Date: c 1915. Exterior features include clapboard siding, shed dormers, overhanging eaves, an enclosed side porch, a sidelighted entry with elliptical fanlight, and a gabled entry stoop with broken pediment and slender, fluted columns.
949. 197 is a frame, 1-1/2 story, gambrel roofed dwelling. Style: Dutch Colonial Revival. Date: c 1909. Similar to its neighbor to the south, it has instead a simpler entry and a hip roofed stoop with heavy Tuscan columns.

Forest Avenue, west side from Bay Avenue to Baldwin Street.

950. 198 is a frame, 2-1/2 story, hip roofed dwelling with a 2-1/2 story, hip roofed extension on the north side and a rear wing. Style: vernacular. Date: c 1913. Exterior features include overhanging eaves with exposed rafter ends, wood shingle siding, an L-shaped porch with square posts on a closed railing, and stained glass Palladian window on the north side.
951. 194 is a frame, 2-1/2 story, gable roofed dwelling with a rear wing. Style: Colonial Revival. Date: c 1915. It has clapboard siding, a modillioned box cornice with returns, a sidelighted entry with transom, and an entry stoop with broken segmental pediment, entablature, and Doric columns.
952. 190 is a frame, two story, gable roofed dwelling with appendages on the rear and the south side. Style: Colonial Revival. Date: c 1923. The sidelighted entry has flanking pilasters and an elliptical fanlight set in a triangular pediment. The house has overhanging eaves and clapboard siding.
953. 188 is a frame and brick, two story, gable roofed dwelling with a one story wing on the north, a lean-to on the south, and a shallow, brick, gabled projection on the front that incorporates a tapered brick chimney and a round headed entry. Style: vernacular Tudor Revival. Date: 1915. It has overhanging eaves and stucco siding with 1/2 timbering.
954. 176 is a brick, 2-1/2 story, gable roofed dwelling with a narrower, one bay extension on the north and a one story appendage on the south.

Style: Colonial Revival. Date: c 1930. It has gable dormers, a box cornice, a sidelighted entry with elliptical fanlight, and a gabled entry stoop with Tuscan columns.

955. 164 is a frame, 2-1/2 story, hip roofed dwelling with a two story rear wing. Style: vernacular. Date: c 1909. Exterior features include overhanging eaves, wood shingle siding, a shed dormer, a sidelighted entry with segmental transom, and a segmentally arched entry stoop with Doric columns on a brick base.
956. 154 is a frame, two story, gable roofed dwelling with a rear ell. Style: Colonial Revival. Date: c 1921. Architect: Frank H. Quinby of New York City. It has a two story, flat roofed side porch with modillioned box cornice, square posts, and latticework. Other features include clapboard siding, a denticulated box cornice, a sidelighted entry, and a gabled entry stoop with broken pediment, entablature, and Tuscan columns.
957. 140 is a stone and brick, two story, hip roofed dwelling with a gabled projection whose overhanging upper level is supported by a large bay window. Style: Tudor Revival. Date: c 1924. Shed continuations of the main roof cover a screened side porch on the north end and a stone vestibule on the front with a round headed entry in a stepped, arched recess. The stone and brick nogging of the 1/2 timbered upper level is laid in several patterns. Other features include overhanging eaves, casement windows, and a stone chimney on the front with three square, corbelled brick stacks set on the diagonal.
958. 134 is a brick, 2-1/2 story, gable roofed dwelling with rear appendage. Style: vernacular Colonial Revival. Date: c 1910-20. It has a denticulated box cornice with returns, a flat roofed side porch with Tuscan columns and deck railing, and a segmentally arched entry with double glass doors and sidelights below a bracketed entablature.
959. 126 is a frame, 2-1/2 story, gable roofed dwelling with a one bay, 1-1/2 story south wing and a one story rear appendage. Style: Colonial Revival. Date: c 1909. Among the exterior features are wood shingle siding, dormers with segmental pediments, a box cornice with returns, and a transomed entry with flanking pilasters supporting a segmental pediment. Extensive remodeling was done prior to about 1918.
960. 122 is a frame, 2-1/2 story, gable roofed dwelling with a two story rear wing and a shallow, one and two story projection on the north gable end. Style: vernacular Colonial Revival. Date: c 1913. The sidelighted entry is surmounted by a 1/2 hexagonal oriel window. Among the other features are clapboard siding, a denticulated box cornice with returns, a flat roofed side porch, and a gabled entry stoop with broken pediment, entablature, and Tuscan columns.
961. 112 is a brick and frame, two story, hip and gable roofed dwelling with a hipped extension on the north side and a gabled, brick faced, projection centered on the front that overhangs above the entry. Style: vernacular Tudor Revival. Date: c 1927. A shed continuation of hip roofed south end covers the enclosed side porch. Other features include a second gable on the front, a brick chimney with paneled stack and stucco siding with some 1/2 timbering.

962. 104 is a frame, two story, gable roofed dwelling with a smaller, two story, north wing that is frame above a random, ashlar stone first floor. Style: Colonial Revival. Date: c 1926. Architect: H. H. Ferris. Date: c 1926. The first floor windows of the wing are spanned by flat brick lintels; its second floor front windows are topped by small gables. Other features include wood shingle siding, an entablature at the eaves of the main block supported by corner pilasters, a sidelighted entry with blind fanlight, and a gabled entry stoop with Tuscan columns.
963. 100 is a frame, 2-1/2 story, hip roofed dwelling with a second floor appendage on the north supported by columns. Style: vernacular. Date: c 1906. It has overhanging eaves, hip dormers, and an L-shaped porch with square posts on a closed railing.
964. 96 is a frame, two story, gable roofed dwelling with a two story rear wing and a one story addition on the south end. Style: vernacular. Date: c 1897. Broken by a shed dormer, a continuation of the main roof on the front forms the hip roof of a one story U-shaped extension that was originally an open porch. The south wing was a subsequent addition.
965. 82 is a frame, 2-1/2 story, hip roofed dwelling. Style: vernacular. Date: c 1896. It has wood shingle siding, overhanging eaves, hip dormers, and a hip roofed porch with Tuscan columns.

Baldwin Street, north side from Forest Avenue to Essex Avenue.

966. 93 is a frame, two story, gable roofed dwelling set perpendicularly to the street with a shed roofed porch on the east side above a one story appendage. Style: vernacular. Date: c 1909. Exterior features include clapboard siding, overhanging eaves, a large oriel window on the south gable end, and a glass enclosed, flat roofed entry stoop on the west side.
967. 89 is a stuccoed, two story, hip roofed dwelling set perpendicular to the street. Style: vernacular Prairie School. Date: c 1908. It has overhanging eaves, a belt course, and a shallow, projecting bay on the south side with 4-part windows on both floors. Architect: Wagner & Fairchild.
968. 85 is a frame, 1-1/2 story, gambrel roofed dwelling with gable end facing the street. Style: vernacular. Date: c 1900. It has overhanging eaves, a shed dormer, and a shallow bay window on the front. The entry porch has been enclosed.
969. 83 is a frame, two story, gable roofed dwelling with a front gable. Style: vernacular. Date: c 1903. Covered with asbestos siding, it has a box cornice with returns, a diamond shaped window on the front, and a shed roofed porch with Tuscan columns.
970. 81 is a frame, 2-1/2 story, gable roofed dwelling with a square, hip roofed tower at its southwest corner. Style: vernacular Queen Anne. Date: c 1905. Exterior features include gable dormers, overhanging eaves, and a recessed, glass enclosed front porch. Alterations include aluminum siding and the windows of the enclosed second floor porch on the front.

971. 79 is a frame, two story, gable roofed dwelling. Style: vernacular. Date: c 1900-05. A shed continuation of the main roof covers the front porch. It is broken by a recessed porch that is fronted by a balustrade and surmounted by a large gable. Other features include clapboard siding, imbricated shingle clad gables, and overhanging eaves.

972. 77 is a frame, two story, gable roofed dwelling with a large gambrel extending the width of the front. Style: vernacular Queen Anne. Date: c 1905. On the front gable, 2 6/1 sash windows are separated by an imbricated shingle clad panel and surmounted by a box cornice and triangular pediment. Other features include a box cornice with returns and wood shingle and clapboard siding.

Essex Avenue, west side from Baldwin Street to Outlook Place.

973. 92 is a frame, 2-1/2 story, hip roofed dwelling with a hipped projection on the south side above a two story bay window. Style: vernacular. Date: c 1900. Covered with aluminum siding, it retains hip dormers, a box cornice, and an L-shaped porch with fluted columns on a closed railing. The porch has been enclosed.

974. 94 is a frame, two story, gable roofed dwelling with gable end facing the street and a projecting gable on the south side above a two story, 1/2 hexagonal bay window. Style: vernacular. Date: c 1894. Retaining overhanging eaves with bargeboards and 2/2 sash windows, the house has been covered with asbestos siding and its L-shaped porch has been enclosed.

975. 96 is a frame, two story, gable roofed dwelling with gable end facing the street and a projecting gable on the south side above a two story, 1/2 hexagonal bay window. Style: vernacular. Date: c 1894. Alterations include aluminum siding and the brick enclosed front porch.

976. 98 is a frame, two story, gable roofed dwelling with a two story, 1/2 hexagonal bay window on the south side and a second bay window on the front surmounted by an imbricated shingle clad gable with jigsaw cut brackets. Style: vernacular. Date: c 1901. Among the other features are clapboard siding, a box cornice with returns, an oriel window with a stylized sunburst in its gable pediment, and a porch with square posts on a closed railing.

977. 100 is a frame 2-1/2 story, gambrel roofed dwelling with gable end facing the street. Style: vernacular. Date: c 1904. The two second floor front windows have architrave trim, flanking pilasters, and cornice. Other features include overhanging eaves returned to form a gable pent roof, clapboard siding, a hip dormer, and an enclosed, shed roofed porch with transomed, tripart windows.

978. 102 is a frame, 1-1/2 story, gambrel roofed dwelling with a gambrel gable on the front. Style: vernacular. Date: c 1902. Both the front gable and the enclosed, recessed entry porch have transomed windows. It has been resided.

979. 104 is a frame, 1-1/2 story, gambrel roofed dwelling with a large gambrel gable on the front. Style: vernacular. Date: c 1903. It has overhanging eaves kicked out on the front to cover the recessed, glass en-

closed porch; wood shingle and clapboard siding; and a 1/2 hexagonal bay window on the south side.

980. 106 is a frame, 1-1/2 story, gambrel roofed dwelling with a two story rear profile. Style: vernacular Queen Anne. Date: c 1910. The recessed front porch has Tuscan columns, a triangular pediment above the steps, and a hexagonal projection at its south end. Other features include shed dormers flanking a gable dormer on the front, a shed appendage on the south side, and overhanging eaves partially returned on the gables. It has been covered in part with aluminum siding.
981. 108 is a frame, 2-1/2 story, hip roofed dwelling. Style: vernacular. Date: c 1906. Exterior features include hip dormers, overhanging eaves, a 1/2 hexagonal bay on the second floor front, and an L-shaped porch with Tuscan columns.
982. 110 is a frame, two story, gable roofed dwelling with gable end facing the street. Style: vernacular. Date: c 1907. The overhanging eaves are returned across the front gable forming a pediment that is supported by a second floor bay window. Among the other features are a Palladian gable window and wood shingle and clapboard siding. The front porch has been partially enclosed.
983. 112 is a frame, 2-1/2 story, hip roofed dwelling. Style: vernacular. Date: c 1907. It has hip dormers, overhanging eaves, clapboard siding, a rectangular bay window on the south side, and a hip roofed front porch.
984. 114 is a frame, 2-1/2 story, gable roofed dwelling. Style: vernacular. Date: c 1909. Exterior features include wood shingle and clapboard siding, overhanging eaves returned to form gable pent roofs, 1/2 hexagonal bay windows on the south side and second floor front, and an L-shaped porch with Tuscan columns on a closed railing.
985. 116 is a frame, 2-1/2 story, gable roofed dwelling. Style: vernacular. Date: c 1910. Among the exterior features are overhanging eaves, clapboard siding, a gable dormer, a two story, 1/2 hexagonal bay window, and an L-shaped porch with square posts on a closed railing.
986. 118 is a frame, 2-1/2 story, gable roofed dwelling with a one story appendage on the south gable. Style: vernacular. Date: c 1916. It has clapboard siding, gable dormers, a box cornice with returns, and a gabled entry hood on brackets.
987. 120 is a frame, 2-1/2 story, gable roofed dwelling. Style: vernacular. Date: c 1910. Exterior features include wood shingle siding, overhanging eaves, a gable dormer, a 1/2 hexagonal bay window on the front, and an enclosed, L-shaped porch.
988. 122 is a frame, 2-1/2 story, gable roofed dwelling. Style: vernacular. Date: c 1916. It has clapboard siding, overhanging eaves, a gable dormer with Palladian window, and a flat roofed porch with Tuscan columns.

989. 124 is a frame, 1-1/2 story, gambrel roofed dwelling. Style: vernacular Dutch Colonial. Date: c 1922. It has shed dormers, overhanging eaves with returns, and an entry vestibule with gabled stoop.
990. 126 is a frame, 1-1/2 story, gambrel roofed dwelling. Style: vernacular Dutch Colonial. Date: c 1922. The twin of 124 Essex Avenue, it has instead a glass enclosed, gabled entry stoop.
991. 128 is a frame, 2 story, gable roofed dwelling. Style: vernacular. Date: c 1922. It has wood shingle siding, overhanging eaves, a center entry, and a gabled stoop.
992. 130 is a frame, 1-1/2 story, gambrel roofed dwelling with an appendage on the south end. Style: vernacular Dutch Colonial. Date: c 1922. Exterior features include wood shingle and clapboard siding, shed dormers, overhanging eaves, and a gabled entry stoop.
993. 132 is a frame, 1-1/2 story, gambrel roofed dwelling with an appendage on the south end. Style: vernacular Dutch Colonial. Date: c 1922. It is the slightly wider twin of 130 Essex Avenue.
994. 134 is a frame, two story, gable roofed dwelling with an appendage on the south gable end. Style: vernacular. Date: c 1922. It has overhanging eaves, wood shingle and clapboard siding, and a gabled entry stoop.
995. 136 is a frame, 1-1/2 story, gambrel roofed dwelling. Style: vernacular Dutch Colonial. Date: c 1922. Exterior features include wood shingle and clapboard siding, overhanging eaves returned to form gable pent roofs, shed dormers, a sidelighted entry, and a gabled entry stoop with pediment.
996. 138 is a frame, 1-1/2 story, gambrel roofed dwelling with an appendage on the north end. Style: vernacular Dutch Colonial. Date: c 1922. Except for a picture window, the appendage, and the glass enclosure of its entry stoop, it is the twin of 136 Essex Ave.

Forest Avenue, west side from Osborn Street to Baldwin Street.

997. 12 is a frame, 2-1/2 story, gable roofed dwelling with gable end facing the street, a gable on the south side, and a 2-1/2 story north wing. Style: vernacular High Victorian. Date: c 1873. North wing 1891-96. Covered with saw tooth edged vertical boards, the front gable has a point arched window and a saw tooth edged bargeboard. Other features include clapboard siding, overhanging eaves, a gable dormer with bargeboard on the north wing, a sidelighted entry, and a flat roofed porch with square posts on pedestals and small brackets forming point arched and round cornered openings.
998. 18 is a frame, two story, gable roofed dwelling with gable end facing the street and a rear extension. Style: vernacular High Victorian. Date: c 1875. The front gable has narrow bargeboard with jig saw cut work at the peak and a segmentally arched window. Among the other features are overhanging eaves, 2/2 sash windows with cornices, and a flat roofed porch with square, chamfered posts and brackets. The wood shingle siding and closed porch railing are probably the result of subsequent remodeling.

999. 22 is a frame, 2-1/2 story, hip roofed dwelling. Style: vernacular. Date: c 1904. It has overhanging eaves, hip dormers on the sides, a gable dormer with pediment on the front, two story, 1/2 hexagonal bay windows on the front and south sides, and a flat roofed porch with Tuscan columns.
1000. 26 is a frame, two story, gable roofed dwelling with a rear wing and appendages. Style: vernacular. Date: c 1867-71. Original features include overhanging eaves, 2/2 sash windows, and the center entry. The wood shingle siding and the front porch are the result of later alterations. Old photographs reveal that the house was originally topped by a large octagonal cupola.
1001. 30 is a stone and frame, 1-1/2 story, gambrel roofed dwelling. Style: Dutch Colonial Revival. Date: c 1928. The exterior features shed dormers, overhanging eaves, wood shingle siding above the stone faced first floor, and a gabled entry hood on brackets.
1002. 34 is a brick and frame, 2-1/2 story, gable roofed dwelling with a shallow, gabled projection on the front incorporating a brick chimney and a recessed, round headed entry. Style: vernacular. Date: c 1928. It has clapboard siding above the brick first floor with a kick at the second floor level. Other features include overhanging eaves, a shed dormer on the rear, and keystone lintels spanning the openings in the brick projection.
1003. 40 is a brick and frame, one story, gable roofed, L-shaped dwelling with attached garage. Style: vernacular. Date: c 1953.
1004. 50 is a frame, one story, gable roofed, L-shaped dwelling with a north wing. Style: vernacular Colonial Revival. Date: c 1955.
1005. 60 is a frame, 2-1/2 story, gable roofed dwelling with a two story rear wing and a slightly lower and narrower south wing which is one story, portico with square posts. Style: Colonial Revival. Date: c 1921. It has overhanging eaves, clapboard siding, and a center entry with blind fanlight, flanking pilasters, and broken pediment. Architect: H. H. Ferris. It was the architect's own home.
1006. 64 is a frame, 1-1/2 story, gambrel roofed dwelling with a rear extension. Style: vernacular Dutch Colonial. Architect: C. W. Fairweather of Metuchen. Date: c 1922. Exterior features include a shed dormer, overhanging eaves, an enclosed side porch, a sidelighted entry, and stucco siding on the first floor front.
1007. 68 is a frame, two story, gable roofed dwelling with a 1-1/2 story south wing and one story north wing. Style: vernacular Colonial Revival. Date: c 1923. The gable roof of the north wing is continued to form a shed roofed porch on its front that connects with a pent roof across the front of the main block. Other features include another shed porch on the south wing, a fanlight entry with gabled hood, overhanging eaves, and clapboard siding.

Forest Avenue, east side, from Baldwin Street to Osborne Street.

1008. 79 is a frame, 2-1/2 story, gable roofed, L-shaped dwelling with a gable end facing the street, a two story extension squaring out the front, and a rear appendage. Style: High Victorian. Date: c 1871-73. The over-

hanging eaves have simple brackets and stick work at the gable peaks. Among the other original features are 2/2 sash windows with bracketed cornices; two story, 1/2 hexagonal bay windows on the north and south; a transomed entry with double doors; and a flat roofed porch with a bracketed box cornice. The asbestos siding, and the square porch posts are later alterations.

1009. 69 is a frame, 2-1/2 story, gambrel roofed dwelling set perpendicularly to the street. Style: Colonial Revival. Date: c 1908. Exterior features include clapboard siding, gable dormers with pediments, a shed wall dormer, a box cornice with returns, two bracketed, oriel windows on the east side, several round headed windows with key blocks, an entry vestibule on the north side, and a flat roofed porch with Doric columns, square piers, and Chinese Chippendale railing on the south side.
1010. 59 is a frame, one story, hip roofed, L-shaped dwelling. Style: vernacular. Date: c 1950-60.
1011. 49 is a frame, two story, gable roofed dwelling with a shallow, gabled projection on the south end of the front. Style: vernacular Colonial Revival. Date: c 1933. It has a box cornice with returns, clapboard siding, brick facing on part of the first floor front, and a sidelighted and transomed entry with a gabled stoop.
1012. 45 is a frame, 1-1/2 story, gambrel roofed dwelling with one story extensions on the south and the rear. Style: Colonial Revival. Date: c 1922. Exterior features include gable dormers with returned box cornices, clapboard siding, a sidelighted entry with blind fanlight, and an eared, segmentally arched entry stoop with fluted Corinthian columns.
1013. 41 is a frame, 2-1/2 story, gable roofed dwelling with a south appendage. Style: Colonial Revival. Date: c 1922. Among the exterior features are clapboard siding, a box cornice with returns, and a flat roofed vestibule with denticulated entablature and pilasters flanking the entry.
1014. 37 is a frame, 2-1/2 story, gable roofed dwelling with a south appendage. Style: vernacular Colonial Revival. Date: c 1915. A pent roof at the second floor level is supported on the front by rectangular bay windows which flank the sidelighted entry. It also has bracketed, overhanging eaves, clapboard siding, and a gabled entry stoop with broken pediment, entablature, and Tuscan columns.
1015. 23 is a frame, 2-1/2 story, gable roofed dwelling with gable end facing the street, a small overhanging gable above the entry, and a shed continuation of the main roof covering an extension on the south. Style: vernacular Tudor Revival. Date: c 1911. Exterior features include overhanging eaves with exposed purlins, a gabled entry stoop with stuccoed piers, clapboard siding above the stuccoed first floor, and stucco with 1/2 timbering on the gables.
1016. 21 is a frame, 2-1/2 story, gambrel roofed dwelling with gable end facing the street. Style: vernacular. Date: c 1908. It has wood shingle siding, overhanging eaves returned to form gable pent roofs, shed dormers, and a shingle clad, L-shaped porch with square piers and closed railings.

1017. 19 is a frame, 2-1/2 story, hip roofed dwelling. Style: vernacular. Date: c 1907. Covered with aluminum siding, it retains hip dormers; overhanging eaves; a two story, 1/2 hexagonal bay window on the front; and a flat roofed porch with square posts.
1018. 15 is a frame, 2-1/2 story, hip roofed dwelling. Style: vernacular. Date: c 1907. Among the exterior features are wood shingle siding; overhanging eaves; two gable dormers with pediments flanking a small recessed porch; a two story, 1/2 hexagonal bay window; a Palladian window above the sidelighted entry; and a flat roofed, L-shaped porch with Tuscan columns.
1019. 11 is a frame, 2-1/2 story, hip roofed dwelling with overhanging gables on the front and south sides above, respectively, rectangular and 1/2 hexagonal bays. Style: vernacular. Date: c 1909. It has wood shingle siding, hip dormers, overhanging eaves, gable pent roofs, and an L-shaped porch with triangular pediment above the steps and Tuscan columns on a closed railing.

Clinton Road, west side from Benson Street to Baldwin Street.

1020. 2 is a stuccoed frame, two story, gable roofed dwelling with a hexagonal tower at the southeast corner, and a rear wing. Style: vernacular Queen Anne. Date: c 1908. It has a box cornice with frieze and a flat roofed porch with square posts.
1021. 6 is a frame, 2-1/2 story, hip roofed dwelling with a rear extension and a south appendage. Style: vernacular. Date: c 1911. Exterior features include a gable dormer with Palladian window, overhanging eaves with brackets, two oriel windows with brackets, two oriel windows with brackets on the front, and a gabled entry hood on massive consoles.
1022. 10 is a frame, 2-1/2 story, gable roofed dwelling. Style: vernacular. Date: c 1910. Among the exterior features are wood shingle siding, a bracketed box cornice with returns, a shed roofed porch with square posts and triangular pediment above the steps.
1023. 14 is a frame, two story, clip-gable roofed dwelling with shed extensions of the main roof covering the front porch and a rear appendage. Style: vernacular. Date: c 1911. Above the front porch is a recessed balcony with balustrade and a recessed, gable dormer with pent roof and Palladian window. Other features include overhanging eaves, Roman Doric porch columns, and an oriel window on the north side.
1024. 26 is a frame, two story, gable roofed dwelling. Style: vernacular Colonial Revival. Date: c 1910. Exterior features include clapboard siding, a box cornice with returns, shed roofed side porches, a sidelighted entry with fanlight, and a gabled entry stoop.
1025. 28 is a stuccoed frame, 2-1/2 story, hip roofed dwelling. Style: vernacular. Date: c 1914. It has shed dormers, overhanging eaves, and an enclosed L-shaped porch.
1026. 32 is a stuccoed frame, 2-1/2 story, hip roofed dwelling. Style: vernacular. Date: c 1908. Among the exterior features are hip dormers, overhanging eaves, a 1/2 hexagonal bay window on the second floor front, and an L-shaped porch with stuccoed piers on a closed railing.

1027. 34 is a frame, 2-1/2 story, gable roofed dwelling. Style: vernacular. Date: c 1910. It has kicked, overhanging eaves, a box cornice with returns, wood shingle and clapboard siding, an oriel window on the north side, and both rectangular and 1/2 hexagonal bay windows above the front porch.
1028. 36 is a stuccoed frame, 1-1/2 story, gambrel roofed dwelling. Style: vernacular. Date: c 1909. The flat roofed, entry vestibule has stuccoed piers, parapet, and a semicircular projecting bay with a shed hood. The house also has overhanging eaves and both shed dormers and an oriel window with diamond panes.
1029. 38 is a frame, 2-1/2 story, hip roofed dwelling with a rear extension. Style: vernacular. Date: c 1908. The exterior features hip dormers, overhanging eaves, and a flat roofed porch with Tuscan columns.
1030. 44 is a frame, 2-1/2 story, gable roofed dwelling with a rear extension. Style: vernacular. Date: c 1910. It has wood shingle siding above a stuccoed first floor, overhanging eaves, a side porch, and a gabled entry stoop with simple columns.
1031. 50 is a frame, 2-1/2 story, gable roofed dwelling with gable end facing the street, a lean-to on the south side, and a rear wing. Style: vernacular. Date: c 1910. Exterior features include shed and gable dormers, overhanging eaves, wood shingle and clapboard siding, and a gabled entry stoop.
1032. 56 is a frame, 2-1/2 story, gable roofed dwelling with appendages on the rear and the south side. Style: vernacular. Date: c 1910. Covered with aluminum siding, it has overhanging eaves, a shed dormer, a 1/2 hexagonal bay window on the north side, and a flat roofed entry stoop.
1033. 60 is a frame, two story, gable roofed dwelling with flat roofed, attached garage on the south side. Style: vernacular Colonial Revival. Date: c 1945-65. It has been covered by aluminum siding.
1034. 64 is a stuccoed frame, 2-1/2 story, hip roofed dwelling with a rear extension. Date: c 1909. Exterior features include overhanging eaves, hip dormers, a rectangular, two story bay window on the front, and a shed roofed porch with square posts on a stone base. A stuccoed masonry garage has been built in the banked front yard. Style: vernacular.
1035. 68 is a frame, two story, hip roofed dwelling set perpendicular to the street. Style: vernacular. Date: c 1924. A brick chimney pierces the gabled overhanging projection on the east side. Other features include overhanging eaves, wood shingle siding, an enclosed south porch, and a shed roofed entry vestibule on the north side.

Baldwin Street, south side.

1036. 90 is a stuccoed frame, 1-1/2 story, gable roofed dwelling with a one story appendage. Style: vernacular. Date: c 1873, remodeled c 1922. This house was originally the stable for 79 Forest Avenue. The gable wall dormers have overhanging eaves with stick work. Among the other features are overhanging eaves with exposed rafter ends, a shed roofed bay window, and a gabled entry stoop with Tuscan columns.

Clinton Road, east side from Baldwin Street to Benson Street.

1037. 63 is a frame, 2-1/2 story, gable roofed dwelling. Style: vernacular. Date: c 1924. Covered with asbestos siding, it has overhanging eaves, a shed dormer, and an enclosed, shed roofed porch.
1038. 61 is a frame, 2-1/2 story, gambrel roofed dwelling with gable end facing the street. Style: vernacular. Date: c 1908. Exterior features include overhanging eaves, with returns, a trabeated Palladian window in the front gable, a 1/2 hexagonal bay window on the second floor front, and a front porch with posts on a closed railing.
1039. 57 is a frame, 2-1/2 story, hip roofed dwelling with appendages on both sides. Style: vernacular. Date: c 1908. Covered with asbestos siding, it retains hip dormers, overhanging eaves, a shed roofed oriel window on the front, and a hipped entry stoop with Tuscan columns.
1040. 53 is a frame, 2-1/2 story, gambrel roofed dwelling with gable end facing the street. Style: vernacular. Date: c 1908. The twin of 61 Clinton, it has instead hip dormers and a Palladian gable window. Its porch has been enclosed.
1041. 49 is a frame, 2-1/2 story, gable roofed dwelling. Style: vernacular. Date: c 1909. Exterior features include wood shingle siding, overhanging eaves returned to form gable pent roofs, a hip dormer, and a glass enclosed, shed roofed porch with a closed railing.
1042. 41 is a frame, two story, gable roofed dwelling with a gabled projection at the north end of the front and a gable at the south end. Style: vernacular. Date: c 1907. It has been altered by the enclosure of the porch and by the application of permastone to the first floor front and of aluminum siding elsewhere.
1043. 39 is a frame, 1-1/2 story, gambrel roofed dwelling. Style: vernacular. Date: c 1910. It has overhanging eaves, a shed dormer, and a porch with stuccoed piers. It has been covered with permatone and asbestos siding.
1044. 37 is a frame, two story, gable roofed dwelling with gable end facing the street. Style: vernacular. Date: c 1909. The overhanging eaves are returned across the front gable forming a bracketed pent roof. Covered with asbestos siding, the house has two oriel windows on the first floor front and an entry on the north side.
1045. 31 is a frame, 1-1/2 story, gambrel roofed dwelling. Style: vernacular. Date: c 1912. Covered with asbestos siding, it has overhanging eaves, shed dormers, and an enclosed porch.
1046. 29 is a frame, 2-1/2 story, gable roofed dwelling. Style: vernacular. Date: c 1912. Exterior features include clapboard siding, overhanging eaves, a shed dormer, and a shed roofed porch with lattice supports and railing which may be an alteration.
1047. 27 is a frame, 2-1/2 story, gable roofed dwelling with a gabled projection on the north end of the front and two and one story appendages. Style: vernacular. Date: c 1910-20. Among the exterior features are overhanging eaves, wood shingle siding, a shed dormer and shed roofed bay window on

Glen Ridge Historic District, Essex County, NJ

the front, and a gabled entry stoop with stoop seats.

1048. 25 is a frame, 2-1/2 story, hip roofed dwelling. Style: vernacular. Date: c 1910. It has wood shingle and clapboard siding, hip dormers, overhanging eaves, a 1/2 hexagonal bay on the second floor front, and a porch with Tuscan columns and turned balusters.
1049. 21 is a stuccoed, two story, hip roofed dwelling with a gable projection on the north end of the front which faces Osborne Street. Style: vernacular Tudor Revival. Date: c 1914. To the north of the flat roofed entry stoop with Scamozzi Ionic columns is a tripart, leaded glass window with a Tudor arched transom and a shed hood. Other features include 1/2 timbering on the front gable and overhanging eaves with exposed rafter end. An enclosed porch has been added to the west side.
1050. 9 is a frame, 2-1/2 story, hip roofed dwelling. Style: vernacular. Date: c 1907. It has wood shingle siding, overhanging eaves, and tripart windows. The posts and railing of the shed roofed entry stoop have been replaced.
1051. 7 is a frame, 2-1/2 story, gambrel roofed dwelling. Style: vernacular. Date: c 1909. The wood shingled upper level overhangs the stuccoed first floor. It also has a hip dormer and a shed roofed porch with Tuscan columns.
1052. 5 is a frame, 2-1/2 story, gable roofed dwelling with a one story south wing. Style: vernacular. Date: c 1927. Covered with asbestos siding, it has overhanging eaves, a shed dormer, a pent roof on the front, and an enclosed gabled entry stoop.
1053. 3 is a frame, 2-1/2 story, gable roofed dwelling with a lean-to appendage on the south gable. Style: vernacular. Date: c 1925. Similar to 5 Clinton Road, it has instead aluminum siding and the lean-to.
1054. 1 is a frame, 2-1/2 story, gable roofed dwelling with a one story south wing. Style: vernacular. Date: c 1925. The twin of 5 Clinton Road, it has retained its clapboard siding.

Essex Avenue, west side from Benson Street to Baldwin Street.

1055. 46 is a stuccoed, 2-1/2 story, hip roofed dwelling with a rear appendage. Style: vernacular. Date: c 1920-20. Exterior features include dormers, overhanging eaves, an enclosed side porch, tripart windows flanking the center entry, and a flat roofed, glass enclosed stoop with Tuscan columns.
1056. 50 is a frame, 2-1/2 story, mansard roofed dwelling. Style: vernacular Second Empire. Date: c 1871-80. Among the exterior features are imbricated, polychrome roof slates; clapboard siding; a bracketed box cornice; double, segmentally arched windows on the front; shouldered architrave window trim; bracketed cornices above the second floor windows; a sidelighted entry; and a rectangular bay window on the south side. The square posts and balusters of the front porch may be a later replacement.
1057. 58 is a frame, 2-1/2 story, hip roofed dwelling. Style: vernacular. Date: c 1912. It has clapboard siding, hip dormers, overhanging eaves with small brackets, cornices above the first floor windows, a screened side porch, a sidelighted entry, and a segmentally arched stoop with entablature and square posts.

Glen Ridge Historic District, Essex County, NJ

1058. 60 (also 65 Osborne) is a frame, 1-1/2 story, cross gambrel roofed, duplex dwelling with gable ends facing both streets and a two story wing on the west. Style: vernacular. Date: c 1909. It has wood shingle siding above a stuccoed first floor. Both fronts were quite similar having oriel or bay windows on the upper level and enclosed, shed roofed porches with triangular pediments above the entry. The porch facing Essex Avenue has been recently replaced.
1059. 62 is a frame, 1-1/2 story, gambrel roofed dwelling. Style: vernacular. Date: c 1909. The twin of 7 Clinton Road, it has instead an enclosed porch with transomed windows.
1060. 64 is a frame, 2-1/2 story, gable roofed duplex dwelling with a rear extension. Style: vernacular. Date: c 1906. Covered with aluminum siding, it has gable dormers with pediments, a box cornice with returns, Palladian gable windows, 1/2 hexagonal bay windows at both ends of the second floor front, and a porch with clustered Tuscan columns on brick pedestals and a closed railing.
1061. 66 is a frame, 2-1/2 story, gable roofed, duplex dwelling with a rear extension. Style: vernacular. Date: c 1905-10. Almost identical to 64 Essex, its porch, instead, is enclosed on both sides of the center entries and has square, paneled piers. It is covered with asbestos siding.
1062. 68 is a frame, two story, gambrel roofed dwelling with gable end facing the street. Style: vernacular. Date: c 1908. On the south side an overhanging projection extending the full width of the second floor is topped by a gambrel gable and supported by a 1/2 hexagonal bay window and a brick chimney. Other features include wood shingle and clapboard siding, a box cornice with returns, and a glass enclosed front porch.
1063. 70 is a frame, 2-1/2 story, gable roofed dwelling with a gabled projection above a 1/2 hexagonal bay window on the south side. Style: vernacular. Date: c 1909. The gable dormer on the front has an overhanging pediment broken by a segmental arch and supported by squat columns. Other features include wood shingle and clapboard siding; kicked, overhanging eaves; a box cornice returned to form gable pediments; and an enclosed porch whose windows have a small paned border.
1064. 72 is a frame, 2-1/2 story, clip gable roofed dwelling with gable end facing the street. Style: vernacular. Date: c 1909. It has wood shingle and clapboard siding; kicked overhanging eaves; a box cornice returned to form gable pediments; and an enclosed, shed roofed porch.
1065. 74 is a frame, 2-1/2 story, gable roofed dwelling. Style: vernacular. Date: c 1910. The exterior features clapboard siding, overhanging eaves with returns, a shed dormer, 1/2 hexagonal bay windows on the front, and a glass enclosed, entry porch with square posts on a closed railing.
1066. 76 is a frame, 2-1/2 story, gable roofed dwelling with gable end facing the street. Style: vernacular. Date: c 1910. Among the exterior features are wood shingle and clapboard siding, a box cornice returned to form gable pediments, a tripart oriel window with brackets on the front gable, and a front porch with square posts.
1067. 78 is a frame, 2-1/2 story, gable roofed dwelling with an overhanging,

Glen Ridge Historic District, Essex County, NJ

gabled projection on the north side. Style: vernacular. Date: c 1910. The shed dormer on the front has a gable and a Palladian window. Other features include wood shingle siding above the stuccoed first floor; kicked, overhanging eaves with returns, 1/2 hexagonal bay windows on the front, and a front porch with Tuscan columns a gable over the steps.

1068. 82 is a frame, two story, gable roofed dwelling with gable end facing the street. Style: vernacular. Date: c 1906. It has overhanging eaves, clapboard siding, bay windows on the front and south sides, and a flat roofed entry porch with square posts on stone pedestals. The porch has a small pediment and a box cornice whose frieze is decorated with fan ornaments and pendants on the front. The Palladian window in the front gable has been recently removed.
1069. 84 is a frame, 2-1/2 story, hip roofed dwelling with a square, hip roofed tower overhanging on the north side supported by large brackets. Style: vernacular Queen Anne. Date: c 1906. Covered with asbestos siding, it has overhanging eaves, a gable dormer with pediment, and a glass enclosed front porch with Tuscan columns.
1070. 86 is a frame, 1-1/2 story, gambrel roofed dwelling with an octagonal tower at the southeast corner. Style: vernacular Queen Anne. Date: 1903. Exterior features include wood shingle and clapboard siding, a gable dormer, a Palladian window on the south gable, and a glass enclosed front porch.
1071. 88 is a frame, two story, gable roofed dwelling with a rear lean-to and with a gable on the front below which on the first floor level is a recessed, 1/2 hexagonal bay. Style: vernacular. Date: c 1893. Covered with aluminum siding, it has a two story, 1/2 hexagonal bay window on the south side surmounted by a gable and a flat roofed porch with Tuscan columns on a closed railing.

Osborne Street, north side from Essex Avenue to Clinton Road.

1072. 67 is a frame, 2-1/2 story, gable roofed dwelling. Style: vernacular. Date: c 1923. It has overhanging eaves, a shed dormer, and a glass enclosed, shed roofed porch.
1073. 69 is a frame, 1-1/2 story, gable roofed dwelling with gable end facing the street. Style: vernacular. Date: c 1927. Covered with asbestos siding, it has overhanging eaves, shed wall dormers, and a gabled entry vestibule.

Osborne Street, south side from Essex Avenue to Ridgewood Avenue.

1074. 68 is a frame, 2-1/2 story, gable roofed dwelling. Style: vernacular. Date: c 1901. Exterior features include wood shingle and clapboard siding, overhanging eaves, and a shed dormer. The front porch has been enclosed and covered with aluminum siding.
1075. 70 is a frame, two story, gable roofed dwelling with gable end facing the street. Style: vernacular. Date: c 1911. The hip roofed porch has clusters of squat, tapered, square posts on pedestals and Tudor arched openings. The house also has overhanging eaves with exposed rafter ends, cornices above the upper front windows, and wood shingle and clapboard siding.

1076. 72 is a frame, 2-1/2 story, gable roofed dwelling with a kicked, overhang on the second floor above a rectangular bay window on the front. Style: vernacular. Date: c 1901. Exterior features include wood shingle siding above the stuccoed first floor, overhanging eaves with exposed rafter ends, and a splayed, shed dormer.
1077. 76 is a frame, 2-1/2 story, hip roofed dwelling with a projection at the west end of the second floor front. Style: vernacular. Date: c 1909. Covered with aluminum siding, it has hip dormers, overhanging eaves, and an enclosed, hip roofed porch.
1078. 80 is a frame, 2-1/2 story, gable roofed dwelling. Style: vernacular. Date: c 1912. Exterior features include wood shingle siding, overhanging eaves with exposed rafter ends, a hip dormer, a 1/2 hexagonal bay window on the front, and a glass enclosed, hipped entry stoop.
1079. 96 is a stuccoed, 2-1/2 story, gable roofed dwelling with a two story extension on the west. Style: vernacular. Date: c 1914. Among the exterior features are a hip dormer, a box cornice with returns, an enclosed side porch, and a recessed entry with a bracketed gable hood.
1080. 104 is a frame, two story, gable roofed dwelling with a basement garage. Style: vernacular. Date: c 1960-70.
1081. 108 is a frame, two story, gable roofed dwelling with an attached garage. Style: vernacular. Date: c 1960-70.
1082. 110 is a frame, 2-1/2 story, gable roofed dwelling with a rear wing. Style: vernacular. Date: c 1919. A pent roof across the front covers a bay window and forms the shed roof of the entry stoop. Other features include clapboard siding, shed dormers, and overhanging eaves with returns.
1083. 112 is a frame, two story, gable roofed dwelling. Style: vernacular Colonial Revival. Date: c 1927. It has overhanging eaves, clapboard siding, a hip roofed side porch, and a gabled entry stoop.
1084. 114 is a frame, 2-1/2 story, hip roofed dwelling with rear appendage. Among the exterior features are wood shingle and clapboard siding, overhanging eaves, a 1/2 hexagonal oriel window above the center entry. The front porch has apparently been removed. Style: vernacular. Date: 1905.

Benson Street, north side from Essex Avenue to Clinton Road.

1085. 51 is a frame, two story, gable roofed dwelling. Style: vernacular. Date: c 1921. It has overhanging eaves and clapboard siding. The porch has been enclosed.
1086. 53 is a frame, 2-1/2 story, hip roofed dwelling. Style: vernacular. Date: c 1912. Among the exterior features are overhanging eaves, wood shingle siding above the stuccoed first floor, hip dormers, 1/2 hexagonal bay windows on east side and the second floor front, and a flat roofed porch with Tuscan columns on a closed railing.
1087. 55 is a frame, 2-1/2 story, clip-gable roofed dwelling with gable end facing the street. Style: vernacular. Date: c 1912. The overhanging eaves are returned on the front gable forming a pent roof supported by a 1/2 hexagonal bay window. It also has wood shingle siding, shed dormers,

Glen Ridge Historic District, Essex County, NJ

a 1/2 hexagonal bay window on the east side, and a porch with Tuscan columns on a closed railing.

1088. 57 is a frame, 2-1/2 story, gambrel roofed dwelling with gable end facing the street and a gambrel gable on the east side. Style: vernacular. Date: c 1893. The exterior features imbricated wood shingle and clapboard siding, a box cornice returned across the gables to form pediments, an oriel window on the front gable, a rectangular bay window on the east side, and an enclosed porch.

1089. 59 is a frame, two story, gable roofed dwellign with an octagonal tower at the southeast corner. Style: vernacular Queen Anne. Date: c 1900. Covered with asbestos siding, it has a box cornice, a bracketed, gable oriel window in the front with a fan motif in its pediment, and an entry porch with Tuscan columns.

Benson Street, south side from Essex Avenue to Clinton Road.

1090. 54 is a frame, 2-1/2 story, gable roofed dwelling. Style: vernacular. Date: c 1911. The bracketed and kicked overhanging eaves on the front are supported by two, 1/2 hexagonal bay windows above the porch with Tuscan columns on a closed railing. The house also has wood shingle and clapboard siding.

1091. 56 is a frame, two story, gable roofed dwelling with a gambrel gabled projection on the front and with a 1-1/2 story extension of the main block to its west. Style: vernacular. Date: c 1895. The shed roof of the porch is broken by a projecting gable wall dormer in front of the 1-1/2 story portion. The house also has wood shingle and clapboard siding and Tuscan porch columns.

1092. 60 is a frame, two story, gable roofed dwelling. Style: vernacular. Date: c 1922. Exterior features include clapboard siding, a box cornice with returns, and a gabled, glass enclosed entry stoop with pediment.

1093. 64 is a frame, 1-1/2 story, gambrel roofed dwelling. Style: vernacular Dutch Colonial. Date: c 1922. Covered with asbestos siding, it has shed dormers, overhanging eaves, and a shed roofed porch with large, square posts.

1094. 68 is a frame, two story, gable roofed dwelling with a side appendage. Style: vernacular. Date: c 1922. The exterior features wood shingle and clapboard siding, a box cornice with returns, and a hipped entry stoop. The stoop posts have been replaced.

1095. 72 is a frame, 1-1/2 story, gambrel roofed dwelling. Style: vernacular Dutch Colonial. Date: c 1922. The twin of 64 Benson, it has been covered with aluminum siding and its porch has been enclosed.

Wildwood Terrace, north side, from the railroad to Ridgewood Avenue.

1096. The Chestnut Hill (or Benson Street Railroad Station) is a frame, 1-1/2 story, English gambrel roofed structure with very wide overhanging eaves. Style: Tudor Revival. Date: 1889. Architect: Plans are said to have been made in London. It has stucco siding with 1/2 timbering; large, eared, gable dormers; and Palladian motif windows on the south and west sides. It was built on what became the Erie Railroad line by Edward S. Wilde on his own property after the railroad refused to construct a

Glen Ridge Historic District, Essex County, NJ

station. Wilde, a large landowner in the neighborhood, played a key role in the development of this portion of Glen Ridge.

1097. 5 is a frame, 2-1/2 story, hip roofed dwelling. Style: vernacular. Date: c 1908. Among the exterior features are hip dormers, overhanging eaves, clapboard and wood shingle siding, and a hip roofed porch with square posts.
1098. 9 is a frame, 2-1/2 story, hip roofed dwelling. Style: vernacular. Date: c 1908. The twin of 5 Wildwood, its porch has been enclosed.
1099. 15 is a frame, 1-1/2 story, gable roofed dwelling. Style: vernacular. Date: c 1908. It retains a shed dormer, a box cornice with returns, and wood shingle siding on the gable ends. Alterations include aluminum and permastone siding and the enclosed porch.
1100. 23 is a frame, 1-1/2 story, clip-gable roofed dwelling. Style: vernacular Tudor Revival. Date: c 1908. Above the recessed porch with Tuscan columns on a closed railing is a large, clip-gable dormer. The house also has stucco siding with 1/2 timbering, overhanging eaves, and bay windows on both sides. The brick facing on the first floor front is an alteration.
1101. 25 is a frame, 2-1/2 story, gable roofed dwelling. Style: vernacular Colonial Revival. Date: c 1902-04. The sidelighted entry is flanked by two story, 1/2 hexagonal bay windows and surmounted by a shallow projection with entablature and Tuscan columns. Other features include a modillioned entablature with returns, wood shingle and stucco siding, and a gable dormer.
1102. 27 is a frame, two story, gambrel roofed dwelling with rear appendage. Style: vernacular Queen Anne/Colonial Revival. Date: c 1886-88. Flush horizontal siding covers both end gables with quadrant windows and the triangular pediment with lunet window centered on the front. Among the other features are an entablature across the front, corner pilasters, clapboard siding, and a flat roofed porch with and Tuscan columns. It was built by Edward S. Wilde with plans from Sir William Chamber's book on architecture.

Wildwood Terrace, south side, from the cemetery to Ridgewood Avenue.

1103. 2 is a frame, 1-1/2 story, gambrel roofed dwelling. Style: vernacular Dutch Colonial. Date: c 1921. It has shed dormers, overhanging eaves, and wood shingle siding. The front porch has been enclosed.
1104. 6 is a frame, 2-1/2 story, hip roofed dwelling. Style: vernacular. Date: c 1905. The overhanging eaves are supported on the front by two, 1/2 hexagonal bay windows above the screened porch. It has been covered with asbestos siding.
1105. 10 is a frame, 2-1/2 story, hip roofed dwelling. Style: vernacular. Date: c 1908. Exterior features include wood shingle and clapboard siding, overhanging eaves, hip dormers, a two story, 1/2 hexagonal bay window on the west side, and a front porch supported by Doric columns.

1106. 22 is a frame, 2-1/2 story, hip roofed dwelling. Style: vernacular. Date: c 1907. It has wood shingle and clapboard siding, overhanging eaves, hip dormers, an oriel window with curved roof on the west side, and a front porch with Tuscan columns on pedestals.
1107. 24 is a frame, 2-1/2 story, hip roofed dwelling. Style: vernacular. Date: c 1906. Similar to 22 Wildwood, it has instead a square tower at the southeast corner and a glass enclosed front porch.

Ridgewood Avenue, east side from the railroad south to Bloomfield Avenue.

1108. 299 is a stuccoed, 2-1/2 story, hip roofed dwelling with a pergola porte-cochere on the north side connecting it to a flat roofed, one story dependency with a two story, flat roofed south wing. Style: Spanish Colonial Revival. Date: c 1909. The south wing has pergola overhangings on both levels and an enclosed first floor porch with Doric columns. Other features include bracketed overhanging eaves, a belt course, and a flat roofed entry vestibule with bracketed hood flanked by shallow arches with windows.
1109. 297 is a frame, two story, hip roofed dwelling with a two story extension and attached garage on the north, a two story rear wing, and a one story south wing. Style: Prairie School. Date: c 1901. Overhangs on the front and north sides are supported by large consoles. Among the other features are wood shingle siding, overhanging eaves, transomed bands of windows, an oriel window on the front, and a round headed entry with a multipane glass door and a Gibbs surround.
1110. 293 is a frame, 2-1/2 story, gable roofed dwelling with a large gable at the north end of the front. Style: vernacular Queen Anne. Architect: Frank Goodwillie of New York City. Date: c 1903. The overhanging eaves are returned across the gables forming pent roofs; small pent roofs are found above the gable windows. Other features include wood shingle and clapboard siding, bay windows on both sides of the southwest corner, and a brick chimney on the front. The front porch has been removed and the entry remodeled.
1111. 289 is a frame, 1-1/2 story, gambrel roofed dwelling. Style: vernacular Queen Anne. Date: c 1906. On the front two gambrel gable dormers with stick work decorated pediments are connected by a shed wall dormer. The house also has stucco and wood shingle siding, bracketed, overhanging eaves, two Palladian windows, a glass enclosed, semicircular porch on the south end, and a fanlighted entry with fanlighted sidelights.
1112. 285 is a frame, 2-1/2 story, gable roofed dwelling. Style: Colonial Revival. Date: c 1910. The exterior features include clapboard siding, hip dormers, a box cornice with returns, and a gabled entry stoop with broken pediment, entablature and Scamozzi Ionic columns and pilasters.
1113. 283 is a frame two story, gable roofed dwelling with a small, gabled projection on the south side and an octagonal tower on the front. Style: vernacular Queen Anne. Date: c 1902. Broken by a recessed gable dormer, a shed continuation of the main roof covers the north end of the enclosed porch. The house has been altered by the application of asbestos siding and the enclosure of the front porch.

1114. 279 is a frame, 2-1/2 story, hip roofed dwelling. Style: vernacular Queen Anne/Colonial Revival. Date: c 1906. The elaborate front gable consists of five windows flanked by engaged columns and surmounted by a denticulated cornice with triangular pediments at both ends. Among the other features are overhanging eaves supported by two, 1/2 hexagonal bay windows on the second floor front; an imbricated slate roof; and a porch with denticulated box cornice, Tuscan columns, turned balusters, and a triangular pediment above the steps.
1115. 277 is a frame and stone, 2-1/2 story, gable roofed dwelling with gable end facing the street; a slightly lower, gabled projection on the north side; and a rear appendage. Style: Queen Anne. Date: c 1888. The exterior features wood shingle and clapboard siding above the stone first floor, overhanging eaves, with gable bargeboards, a four part window in the front gable with a bracketed cornice, and a U-shaped porch with Scamozzi Ionic columns and turned balusters.
1116. 271 is a frame, 2-1/2 story, gable roofed dwelling with a gabled projection on the north side above a 1/2 hexagonal bay window and with a rear extension. Style: Shingle/Queen Anne. Date: c 1888. It has wood shingle siding, a hip dormer, a 1/2 hexagonal bay window on the second floor front, an oriel window on the north side, an L-shaped porch with Tuscan columns on a closed railing, and flared hoods above the second floor side windows.
1117. 269 is a frame, 2-1/2 story, gable roofed dwelling with a 1/2 hexagonal tower at the south end of the front. Style: Shingle/Queen Anne. Date: c 1880-90. Like 271 Ridgewood, it has flared hoods above the second floor side windows. It also has wood shingle siding, a hip dormer, and an enclosed front porch.
1118. 265 is a frame, two story, gable roofed dwelling with a lower north wing and a one story south wing. Style: vernacular. Date: c 1955-65.
1119. 261 is a frame, 2-1/2 story, hip roofed dwelling. Style: vernacular Queen Anne. Date: c 1903. The L-shaped front porch has a denticulated box cornice, Tuscan columns, and a porte-cochere attached to its north end. Other features include hip dormers, a denticulated box cornice, two, 1/2 hexagonal bay windows on the second floor front, and wood shingle and clapboard siding. The frame, gambrel roofed carriage house has a cupola.
1120. 259 is a frame, 2-1/2 story, hip roofed dwelling. Style: vernacular Colonial Revival. Date: c 1901. Centered on the front a flat roofed, two story portico with large Tuscan columns is superimposed over an L-shaped porch with double Tuscan columns on pedestals and with a deck railing above the entry. Covered with aluminum siding, the house also has overhanging eaves and hip dormers.
1121. 257 is a frame, 2-1/2 story, hip roofed dwelling. Style: vernacular. Date: c 1901. The exterior features include kicked, overhanging eaves with brackets, hip dormers, several 1/2 hexagonal bay windows, and a front porch with denticulated box cornice and Scamozzi Ionic columns.
1122. 255 is a brick and frame, 2-1/2 story, hip roofed dwelling with a round tower centered on the front, a large gable to its south, and a gabled projection on the north side. Style: Queen Anne/Tudor Revival. Date:

c 1896. The box cornice is returned under the overhanging gables forming pediments. Among the other features are hip dormers, casement windows, an entry with hipped hood, paneled brick chimney stacks, clapboards at the peak of the front gable, and stucco siding with 1/2 timbering above the brick first floor.

1123. 253 is a frame, 2-1/2 story, gable roofed dwelling with a gabled projection on the front above a 1/2 hexagonal bay window. Style: vernacular Queen Anne. Date: c 1901. The exterior features include kicked overhanging eaves with returns and gable bargeboards, wood shingle siding, a hip dormer, a two story, 1/2 hexagonal bay window on the south side and a flat roofed entry porch with square posts and Tudor arched openings.
1124. 251 is a frame, 2-1/2 story, hip roofed dwelling with a flat roof deck. Style: vernacular Colonial Revival Date: c 1893. The gambrel dormer on the front and the gable dormers on the sides all have flanking pilasters and pediments. The house also has an entablature at the eaves, cornices above most windows, and a screened, flat roofed porch with Tuscan columns and with a projection at the centered entry. The flat roofed side porch has been enclosed.
1125. 247, the Glen Ridge Middle School, is a brick, 3-1/2 story, hip roofed, H-shaped structure with additions to the north. Style: Italian Renaissance Revival. Date: 1900, north addition 1915. Architect: Boring and Tilton of New York. Between the projecting wings of the main block is a two story arcade with decorated spandrels and a roof balustrade with urns on pedestals. The arcade motif is repeated in the shallow, round arched window recesses on the second floors of the flanking wings. Other features include a pantile roof, a bracketed box cornice, a belt course, and brick chimney stacks with stone quoins. A small arcade connects the main block to a one story, gable roofed and a two story, flat roofed extension to the north that encloses a courtyard. These brick additions have similar, but much simpler detailing than the original building.

High Street, west side, from Bloomfield Avenue to Wildwood Terrace.

1126. 10 is a frame, 2-1/2 story, gable roofed dwelling. Style: vernacular. Date: c 1914. It has wood shingle siding above a stuccoed first floor, overhanging eaves, a shed dormer, and a stuccoed porch with tapering piers and closed railing.
1127. 12 is a frame, 2-1/2 story, gable roofed dwelling. Style: vernacular. Date: c 1913. It is the twin of 10 High Street.
1128. 16 is a frame, 2-1/2 story, gable roofed dwelling. Style: vernacular. Date: c 1914. Exterior features include wood shingle siding, overhanging eaves, a gable dormer, and a 1/2 enclosed, shed roofed porch with square piers and a closed railing.
1129. 20 is a frame, 2-1/2 story, gable roofed dwelling. Style: vernacular. Date: c 1913. It is the twin of 10 and 12 High Street.
1130. 28, the Brower-Dodd house, is a frame, 2-1/2 story, gable roofed dwelling with a 1-1/2 story, extension that projects from the front and south side with gable end facing the street. Style: vernacular Gothic Revival. Date: c 1830 or mid-19th century. The front gable has an 8 paned window

Glen Ridge Historic District, Essex County, NJ

with label missing below a verticle, 4 pane window. Among the other features are clapboard siding, overhanging eaves with small gable bargeboards, gable wall dormers on the south side, a gable dormer on the front with point arched window and brackets, a 1/2 hexagonal bay window on the front, and a flat roofed porch with Italianate posts. In 1895 the house was moved to its present location from its original site where the Middle School now stands. It is said to have been built in 1829-30 by S. A. Brower who owned a mill on Toney's Brook. The surviving Gothic Revival details, however, suggest a mid 19th century construction or remodeling date. The direct or indirect influence of A. J. Davis who designed houses at nearby Llewellyn Park at that time is most likely.

1131. 40 is a frame, 2-1/2 story, clip-gable roofed dwelling. Style: vernacular. Date: c 1913. It has wood shingle siding, overhanging eaves, a shed dormer, and an enclosed porch.
1132. 42 is a frame, 2-1/2 story, gable roofed dwelling. Style: vernacular. Date: c 1913. It has wood shingle siding above the stuccoed first floor. The porch has been altered.
1133. 46 is a frame, 2-1/2 story, clip-gable roofed dwelling with gable end facing the street. Style: vernacular. Date: c 1911. Exterior features include wood shingle siding, shed dormers, a trabeated Palladian window in the front gable, and an enclosed front porch. The first floor has been covered with asbestos siding.
1134. 48 is a frame, 2-1/2 story, gable roofed dwelling with gable end facing the street. Style: vernacular. Date: c 1912. Among the exterior features are wood shingle and clapboard siding, a gable dormer, an overhanging front gable, and an enclosed porch with square posts and closed railing.
1135. 50 is a frame, 2-1/2 story, gambrel roofed dwelling with gable end facing the street. Style: vernacular. Date: c 1911. The exterior features shed dormers, wood shingle siding, a box cornice with returns and a glass enclosed porch with square piers and a closed railing.
1136. 52 is a frame, 2-1/2 story, gable roofed dwelling with gable end facing the street. Style: vernacular. Date: c 1912. The twin of 48 High, its porch has instead double square posts on a closed railing.
1137. 56 is a stuccoed frame, 2-1/2 story, hip roofed dwelling. Style: vernacular. Date: c 1908. It has overhanging eaves with exposed rafter ends and a shed roofed porch with square piers and a closed railing. A garage has been built under the porch.
1138. 64 is a frame, 2-1/2 story, gable roofed dwelling with appendages on the rear and the south side. Style: vernacular. Date: c 1912. Exterior features include wood shingle and clapboard siding, overhanging eaves, a pent roof across the front, and a gabled vestibule with lunet window above the entry.
1139. 66 is a frame, 1-1/2 story, gable roofed dwelling. Style: vernacular. Date: c 1908. It has a shed dormer, a sidelighted entry, and a screened, recessed porch with Doric columns.

Glen Ridge Historic District, Essex County, NJ

1140. 72 is a frame, 2-1/2 story, gable roofed dwelling. Style: vernacular. Date: c 1911. The shingle clad upper walls are kicked out at the second floor level forming a pent roof above the stuccoed first floor. Other features include overhanging eaves, a flat roofed side porch, and a shed entry hood on brackets.
1141. 76 is a frame, 2-1/2 story, gable roofed dwelling. Style: vernacular. Date: c 1911. The twin of 72 High, it has instead a gable entry hood and a garage built under the side porch.
1142. 80 is a frame, 2-1/2 story, gable roofed dwelling. Style: vernacular. Date: c 1911. It is the twin of 76 High Street.
1143. 84 is a frame, 2-1/2 story, gable roofed dwelling. Style: vernacular. Date: c 1919. Covered with asbestos siding, it has a box cornice with returns and an enclosed, shed roofed porch.
1144. 88 is a frame, 1-1/2 story, gambrel roofed dwelling. Style: vernacular Dutch Colonial. Date: c 1919. Among the original features are clapboard siding, overhanging eaves, and a shed dormer with bracketed eaves. Alterations include the flat roofed appendage on the front and the enclosure of the flat roofed entry stoop.
1145. 92 is a stuccoed frame, 2-1/2 story, hip roofed dwelling. Style: vernacular. Date: c 1909. It has overhanging eaves and projecting windows on the second floor front. The shed roofed porch with square piers has been enclosed.

High Street, east side, from Wildwood Terrace to Bloomfield Avenue.

1146. 93 is a frame, 2-1/2 story, hip roofed dwelling. Style: vernacular. Date: c 1908. The exterior features hip dormers, overhanging eaves, a two story, 1/2 hexagonal bay window on the south side, and a hip roofed porch with Tuscan columns.
1147. 89 is a stuccoed frame, two story, hip roofed dwelling with an overhanging second floor on the front supported by a bay window. Style: vernacular. Date: c 1909. It has overhanging eaves and a shed roofed entry stoop with square piers and closed railing.
1148. 87 is a frame, 2-1/2 story, gable roofed dwelling with gable end facing the street. Style: vernacular. Date: c 1921. Among the exterior features are wood shingle and clapboard siding, an overhanging front gable, an oriel window on the south side, and front porch with square posts.
1149. 83 is a frame, 1-1/2 story, gable roofed dwelling. Style: vernacular. Date: c 1908. Covered with vinyl siding, it has a shed dormer and a recessed porch with Doric columns.
1150. 77 is a frame, 2-1/2 story, clip-gable roofed dwelling with gable end facing the street. Style: vernacular. Date: c 1912. Alterations include vinyl siding and the enclosed porch.
1151. 75 is a frame, two story, hip roofed dwelling. Style: vernacular. Date: c 1908. It has been covered with aluminum siding and the shed roofed porch has been enclosed.

1152. 73 is a frame, 2-1/2 story, clip-gable roofed dwelling with gable end facing the street. Style: vernacular. Date: c 1912. Covered with aluminum siding and a twin of 77 High, its porch retains square posts on a closed railing.
1153. 69 is a frame, two story, gable roofed dwelling. Style: vernacular. Date: c 1908. A twin of 77 High, it has overhanging eaves, stucco siding, and a shed roofed porch with square posts. The second floor front windows have been altered.
1154. 65 is a frame, 2-1/2 story, gable roofed dwelling. Style: vernacular. Date: c 1912. Exterior features include overhanging eaves, a shed dormer, a 1/2 hexagonal bay window on the south side, and a front porch with square posts on a closed railing. The porch has been glass enclosed.
1155. 63 is a frame, 1-1/2 story, gambrel roofed dwelling with gable end facing the street and a gambrel gable on the south side. Style: vernacular. Date: c 1911. The box cornice of the flat roofed porch continues on the sides of the house under the eaves supporting the overhanging side gable. Other features include wood shingle and clapboard siding and square porch posts.
1156. 61 is a frame, 2-1/2 story, gable roofed dwelling. Style: vernacular. Date: c 1912. The twin of 65 High, it has instead wood shingle siding above a stuccoed first floor.
1157. 57 is a frame, 1-1/2 story, gambrel roofed dwelling with gable end facing the street and a gambrel gable on the south side. It is the twin of 63 High Street. Its porch has been glass enclosed.
1158. 55 is a frame, 2-1/2 story, gable roofed dwelling with gable end facing the street. Style: vernacular. Date: c 1911. Exterior features include kicked, overhanging eaves, an overhanging front gable, wood shingle siding above a stuccoed first floor, and a stuccoed, L-shaped porch with square piers and closed railing. South end of the porch is enclosed.
1159. 53 is a frame, 2-1/2 story, gable roofed dwelling. Style: vernacular. Date: c 1922. It has overhanging eaves, wood shingle siding, a gable dormers, and an enclosed, shed roofed porch with elliptical fanlights above the windows.
1160. 51 is a frame, 2-1/2 story, gable roofed dwelling. Style: vernacular. Date: c 1923. Similar to 53 High, it has instead a shed dormer and a hip roofed porch.
1161. 49 is a frame, two story, gable roofed dwelling. Style: vernacular. Date: c 1923. Among the exterior features are overhanging eaves, wood shingle siding, and a screened shed roofed porch.
1162. 47 is a frame, two story, gable roofed dwelling. Style: vernacular. Date: c 1923. Similar to 49 High, it has been covered instead with aluminum siding.
1163. 45 is a frame, two story, gable roofed dwelling. Style: vernacular. Date: c 1922. The twin of 47 High, it has however wood shingle siding.

1164. 27 is a brick and frame, 1-1/2 story, gambrel roofed dwelling with gable end facing the street. Style: vernacular. Date: c 1909. The overhanging front gable is supported by a small entry stoop. It has been covered with asbestos siding above the brick first floor.
1165. 25 is a frame, two story, gable roofed dwelling with a 1-1/2 story gambrel roofed front profile. Style: vernacular. Date: c 1909. Broken by a recessed, shed dormer, a continuation of the main roof covers the front porch with square piers.
1166. 23 is a frame, two story, gable roofed dwelling with a 1-1/2 story, gambrel roofed front profile. Style: vernacular. Date: c 1908. Similar to 25 High Street, it has instead gable dormers with pediments and a screened front porch.
1167. 21 is a frame, 2-1/2 story, hip roofed dwelling. Style: vernacular. Date: c 1906. Exterior features include wood shingle and clapboard siding, hip dormers, overhanging eaves, a two story, 1/2 hexagonal bay window on the front, an entry with double doors and flanking pilasters, and a porch with Tuscan columns.
1168. 19 is a frame, 2-1/2 story, gambrel roofed dwelling. Style: vernacular. Date: c 1906. The kicked, overhanging eaves on the front are supported by a 1/2 hexagonal bay window; the entablature is returned across the gables forming pediments. Other features include wood shingle siding, gable dormers with pediments, and a screened front porch.
1169. 17 is a frame, two story, gable roofed dwelling with gable end facing the street. Style: vernacular. Date: c 1907. Covered with aluminum siding, it has overhanging eaves returned to form a pent roof on the front gable and a flat roofed porch with square posts on a closed railing.
1170. 15 is a frame, two story, hip roofed dwelling set perpendicularly to the street. Style: vernacular. Date: c 1907. Among the exterior features are overhanging eaves, a shed dormer, an entry on the south side with bracketed shed hood, and a flat roofed side porch with square posts.
1171. 5, Central Grade School, is a brick, two story, double gable roofed structure with lower and narrower, hip roofed wings at both ends. Style: vernacular Renaissance Revival. Date: c 1925. A recess extending almost the full width of the front contains a recessed, round headed entry outlined with stone voussoirs and flanked by double, round headed windows with label hoods. The round headed motif is repeated on the bands of windows on the front of the wings. Other features include overhanging eaves, pantile roofs, corner quoins, corbelled brick chimney stacks, small gables on the rear of the main block, and a shallow, gabled projection on the south end of the south wing.

Belleville Avenue, north side from Ridgewood Avenue to the cemetery.

1172. 471 is a frame, 2-1/2 story, gable roofed dwelling. Style: vernacular. Date: c 1915. Exterior features include wood shingle siding, overhanging eaves, a shed dormer, an enclosed side porch, and a center entry with bracketed, gable hood. A garage was built below the side porch.

1173. 467 is a frame, 2-1/2 story, hip roofed dwelling. Style: vernacular. Date: c 1915. It has clapboard siding, overhanging eaves, a shed dormer, a shed roofed entry stoop, and a side porch with square posts on a closed railing.
1174. 463 (also 29 High) is a frame, two story, hip roofed, duplex dwelling. Style: vernacular. Date: c 1908. The west entrance has a gabled stoop with lattice work; the south entrance is a gabled vestibule. Among the other features are wood shingle and clapboard siding, overhanging eaves, and a gable on the west side.
1175. 461 is a frame, two story, gable roofed, duplex dwelling with a two story, nearly flat roofed extension the the front and a 1/2 hexagonal bay window on the east side. Style: vernacular. Date: c 1908. The extensive alterations include aluminum siding and new windows.
1176. 459 is a frame, two story, gable roofed, duplex dwelling with a two story, nearly flat roofed extension on the front and a 1/2 hexagonal bay window on the east side. Style: vernacular. Date: c 1908. Like its twin, 461 Belleville, it has been extensively altered.

Hillside Avenue, west side, from Bloomfield Avenue to Belleville Avenue.

1177. 190 is a frame, 2-1/2 story, gambrel roofed, duplex dwelling with gable end facing the street. Style: vernacular. Date: c 1907. Above a two story, 1/2 hexagonal bay window on the front, a denticulated entablature supports the overhanging front gable and continues around the enclosed, flat roofed upper level of the 2 story porch. Other features include a two story, 1/2 hexagonal bay window on the south side, a box cornice, a tripart gable window, and square porch posts on a closed railing. Covered with aluminum siding, the house is one of nine nearly identical duplex dwellings (#1178-1186) built in a row as part of the development of what had been a stone quarry in the nineteenth century.
1178. 194 is a frame, 2-1/2 story, gambrel roofed duplex dwelling with gable end facing the street. Style: vernacular. Date: c 1907. It has wood shingle and clapboard siding, a Palladian gable window, and Tuscan columns on pedestals on the upper porch. The first floor porch posts have been replaced.
1179. 196 is a frame, 2-1/2 story, gambrel roofed duplex dwelling with gable end facing the street. Style: vernacular. Date: c 1907. Exterior features include wood shingle and clapboard siding, a tripart gable window and Tuscan porch columns on closed railings.
1180. 198 is a frame, 2-1/2 story, gambrel roofed duplex dwelling with gable end facing the street. Style: vernacular. Date: c 1907. Identical to 194 Hillside, it retains Tuscan columns on the first floor porch. It has been covered with asbestos siding.
1181. 202 is a frame, 2-1/2 story, gambrel roofed, duplex dwelling with gable end facing the street. Style: vernacular. Date: c 1907. Alterations include the application of aluminum siding, the enclosure of the second floor porch. It has been covered with asbestos siding.
1182. 204 is a frame, 2-1/2 story, gambrel roofed, duplex dwelling with gable end facing the street. Style: vernacular. Date: c 1907. The first

floor porch with Tuscan columns on a closed railing extends the full width of house; the second floor porch has been enclosed.

1183. 206 is a frame, 2-1/2 story, gambrel roofed, duplex dwelling with gable end facing the street. Style: vernacular. Date: c 1907. It is the twin of 196 Hillside Avenue except for the enclosure of the upper porch.
1184. 210 is a frame, 2-1/2 story, gambrel roofed, duplex dwelling with gable end facing the street. Style: vernacular. Date: c 1907. Most of the house, the twin of 206 Hillside, has been covered with aluminum siding.
1185. 212 is a frame, 2-1/2 story, gambrel roofed, duplex dwelling with gable end facing the street. Style: vernacular. Date: c 1907. It has square porch posts; both porches have been enclosed.

Hillside Avenue, east side, from Bloomfield Avenue to Belleville Avenue.

1186. 163 is a frame, 2-1/2 story, gambrel roofed, duplex dwelling with gable end facing the street. Style: vernacular. Date: c 1907. Exterior features include wood shingle siding; kicked, overhanging eaves; a trabeated Palladian window in the front gable; a two story, 1/2 hexagonal bay window on the south side surmounted by a dormer; and a two level, enclosed front porch. This house and the others on the block were also built in the development of the quarry property. While basically similar to each other, the dwellings on the east side of Hillside Avenue differ more from each other in detail than do the houses on the opposite side of the street.
1187. 165 is a frame, 2-1/2 story, gambrel roofed, duplex dwelling with gable end facing the street. Style: vernacular. Date: c 1907. The upper level of the flat roofed, two story front porch has segmentally arched openings and square posts on a closed railing. The house has been covered with asbestos siding.
1188. 169 is a frame, 2-1/2 story, gambrel roofed duplex dwelling with gable end facing the street. Style: vernacular. Date: c 1907. Resembling the houses across the street, it has an overhanging front gable with trabeated Palladian window and a two level, flat roofed porch with square posts on pedestal and a roof parapet. It has been covered with asbestos siding.
1189. 171 is a frame, 2-1/2 story, gambrel roofed, duplex dwelling with gable end facing the street. Style: vernacular. Date: c 1907. Covered with asbestos siding, the exterior features a flat roofed porch with square posts on a closed railing extending the full width of the first floor; a smaller, enclosed porch with arched openings above it; and a pent roof on the front gable above the windows.
1190. 175 is a frame, 2-1/2 story, gambrel roofed, duplex dwelling with gable end facing the street. Style: vernacular. Date: c 1907-10. Covered with asbestos siding, it has a Palladian gable window and Tuscan columns on pedestals on the first floor porch.
1191. 193 is a frame, 2-1/2 story, gambrel roofed, duplex dwelling. Style: vernacular. Date: c 1910. The stuccoed, flat roofed first floor porch has Tudor arched openings, square piers, and a closed railing; above it is a smaller similar porch. Other exterior features include clapboard siding, a two story, 1/2 hexagonal bay window on the south side, a box cornice, and a large, gable dormer with pediment on the front.

Glen Ridge Historic District, Essex County, NJ

1192. 195 is a frame, 2-1/2 story, gambrel roofed, duplex dwelling with gable end facing the street. Style: vernacular. Date: c 1909. Covered with asbestos siding, it has a Palladian window surmounted by a pent roof on the overhanging front gable, a flat roofed, porch with square posts on a closed railing, and a smaller, enclosed, shed roofed porch above it.
1193. 197 is a frame, 2-1/2 story, gambrel roofed, duplex dwelling. Style: vernacular. Date: c 1909. Similar to 193 Hillside, it has instead a flat roofed porch with square posts on brick pedestals and smaller, shingle clad, enclosed porch above it. The house retains wood shingle and clapboard siding.
1194. 199 is a frame, 2-1/2 story, gambrel roofed duplex dwelling with gable end facing the street. Style: vernacular. Date: c 1908. Among the exterior features are wood shingle and clapboard siding, a trabeated Palladian window in the front gable, a flat roofed porch with Tuscan columns on brick pedestals, and a smaller porch above it with segmentally arched openings and squat posts on a closed railing.
1195. 201 is a frame, 2-1/2 story, gambrel roofed, duplex dwelling. Style: vernacular. Date: c 1910. It is the twin of 193 Hillside Avenue.
1196. 203 is a frame, 2-1/2 story, hip roofed, duplex dwelling. Style: vernacular. Date: c 1909. Covered with asbestos siding, the exterior features a gable dormer with returned cornice and pent roof over the windows; an entablature under the eaves; a flat roofed, two level front porch with square posts on a closed railing; and two story, 1/2 hexagonal bay windows on the front and the south side.
1197. 205 is a frame, 2-1/2 story, gambrel roofed, duplex dwelling. Style: vernacular. Date: c 1909. Covered with asbestos siding, it has two gable dormers with pediments on the front and a flat roofed porch with double square, tapering posts on brick pedestals. The smaller, second floor porch has Tudor arched openings and square posts on pedestals.
1198. 207 is a frame, 2-1/2 story, gambrel roofed, duplex dwelling with gable end facing the street. Style: vernacular. Date: c 1909. Exterior features include wood shingle and clapboard siding, a flat roofed porch whose columns have block capitals, and a smaller, second floor porch with segmentally arched openings and clustered, squat posts on pedestals.
1199. 209 is a frame, 2-1/2 story, gambrel roofed, duplex dwelling with gable end facing the street. Style: vernacular. Date: c 1909. It has wood shingle and clapboard siding, a denticulated entablature, a flat roofed porch with square posts on a closed railing, and a smaller, enclosed porch above it.

Edgewood Road, west side, from Belleville Avenue to Park Avenue.

1201. 46/48 is a frame, 2-1/2 story, hip roofed, duplex dwelling. Style: vernacular. Date: c 1909. It has wood shingle siding, overhanging eaves, a hip dormer, and a porch with square posts on a closed railing. The first floor has been covered with aluminum siding.
1202. 44 is a frame, 2-1/2 story, hip roofed dwelling. Style: vernacular. Date: c 1909. Exterior features include wood shingle siding above the first floor, overhanging eaves, a two story, 1/2 hexagonal bay window on the south side, and a hip dormer. The porch has been enclosed and

Glen Ridge Historic District, Essex County, NJ

the house partially covered with aluminum siding.

1203. 42 is a frame, 2-1/2 story, hip roofed dwelling. Style: vernacular. Date: c 1909. A twin of 44 Edgewood, it has been covered with aluminum siding and the porch has been removed.
1204. 40 is a frame, 2-1/2 story, hip roofed dwelling. Style: vernacular. Date: c 1909. Unlike its similar neighbors to the north, it is unaltered, retaining clapboard siding and a front porch with Ionic columns.
1205. 38 is a frame, two story, gambrel roofed dwelling with gable end facing the street. Style: vernacular. Date: c 1909. Covered with aluminum siding, it has a box cornice with returns and a front porch with square posts and a closed railing.
1206. 36 is a frame, two story, gambrel roofed dwelling with gable end facing the street. Style: vernacular. Date: c 1909. A twin of 38 Edgewood, its porch has a cross rail railing.
1207. 34 is a frame, 2 story, gambrel roofed dwelling with gable end facing the street. Style: vernacular. Date: c 1909. Similar to its neighbors to the north, it has instead an imbricated shingle clad gable and stucco siding. The porch has been enclosed.
1208. 32 is a frame, 2 story, gambrel roofed dwelling with gable end facing the street. Style: vernacular. Date: c 1909. Another twin of the dwellings to the north, it has wood shingle and clapboard siding and a porch with Tuscan columns.
1209. 30 is a frame, 2-1/2 story, hip roofed dwelling. Style: vernacular. Date: c 1909. It has overhanging eaves, a hip dormer, and a hip roofed front porch. Alterations include the application of aluminum siding and the enclosure of the porch.
1210. 28 is a frame, 2-1/2 story, hip roofed dwelling. Style: vernacular. Date: c 1909. A twin of 30 Edgewood, it has wood shingle and clapboard siding and a glass enclosed porch with closed railing.
1211. 24 is a frame, 2-1/2 story, gable roofed dwelling with gable end facing the street. Style: vernacular. Date: c 1909. Exterior features include wood shingle and clapboard siding, gable dormer, a box cornice with returns, and a trabeated Palladian window in the front gable. The flat roofed porch with square posts has been enclosed.
1212. 22 is a frame, 2-1/2 story, clip-gable roofed dwelling. Style: vernacular. Date: c 1923. Among the exterior features are wood shingle and clapboard siding, overhanging eaves with exposed rafter ends, a shed dormer, a projecting bay on the second floor front, and a porch with square posts on a closed railing.
1213. 20 is a frame, 2-1/2 story, gable roofed dwelling with gable end facing the street. Style: vernacular. Date: c 1909. The twin of 24 Edgewood, it has been covered with aluminum siding and the porch has been glass enclosed.

Glen Ridge Historic District, Essex County, NJ

1214. 18 is a frame, 2-1/2 story, clip-gable roofed dwelling. Style: vernacular. Date: c 1923. It is the twin of 22 Edgewood Road.

Park Avenue.

1215. 74, Christ Episcopal Church, is a stone, gable roofed, cross shaped structure with a large, square, hip roofed crossing tower with gables, a small, round, conical roofed tower on the south side of choir; a smaller, octagonal, castellated tower on the south side of the nave; and a one story, flat roofed church school extension attached to the south and east ends of the choir. Style: Gothic/Perpendicular Revival. Date: 1893-94. Architect: William Halsey Wood of Newark. At the west end is a one story, castellated vestibule with Tudor arched entry below a stone plaque with a cross. Rusticated stone voussoirs span nearly all of the windows and entries ranging from the large tracery west window to the lancet tower windows and the round arched transept doorways. Among the other features are gable parapets with dressed stone capping, buttresses, belt courses of rusticated stone, and stained glass windows. The church school has horizontal bands of windows.
1216. 85, the New Jersey Bell Telephone Company Building, is a brick, two story, flat roofed structure with a ground floor at the east end. Style: vernacular Colonial Revival. Date: 1955-56. The gabled central bay on the front has crude flanking pilasters and a flat roofed entry porch. Other features include a box cornice with frieze and groups of three windows.
1217. The Glen is a collection of several tracts of land forming a public park in the ravine through which Toney's Brook flows eastward across the center of Glen Ridge. The Glen is mostly wooded: stone retaining walls have been built along the stream banks. Toney's Brook provided the water power for several mills that lined its banks in the 19th century. In response to the threat of intensified commercial development along the brook, the Glen Ridge Park Association was formed shortly before 1900. Its first acquisition in 1899 was the Moffet Mill tract which was transferred to Borough ownership in 1901. Other tracts were purchased until nearly the entire Glen was in protective ownership. Archeological resources are likely to be present at the sites of the mill operations.
1218. The Clark Street Bridge consists of two concrete abutments which support the steel I-beams that carry the railroad bed. Upright steel posts flanking the street provide additional support. Date: c 1912.
1219. The Hillside Avenue Railroad Bridge has poured concrete abutments and two poured concrete piers on either side of the roadway which support the concrete encased steel I-beams that carry the railroad bed. The concrete piers separate the street from the sidewalk underpasses. The railroad bed is flanked by concrete parapets. Date: c 1912.
1220. The Ridgewood Avenue Bridge consists of a two-part structure spanning the D L & W Railroad and Toney's Brook. The original portion, dating from about 1855, spans the brook with a sandstone barrel vault. The spandrels and side walls are constructed of sandstone ashlar. The later structure, wider than the original and dating from about 1912, spans the original

Glen Ridge Historic District, Essex County, NJ

structure on massive stone lintels. The railroad is panned by an elliptical reinforced concrete vault with sandstone spandrels carried over the opening on splayed sandstone voussoirs. Iron railings set in the sandstone coping cap the parapet, flanking sidewalks on either side of the roadway.

1221. The Freeman Parkway Bridge constructed entirely of reinforced concrete has a single, elliptically arched vault carrying the street above the railroad and Toney's Brook. The spandrels consist of a series of small round arched vaults of radiating height. A concrete balustrade protects the sidewalks on either side of the roadway. It is broken near each end by a tall, decorative archway of concrete with a rusticated motif. Date: c 1927.
1222. The Highland Avenue Bridge has poured concrete abutments that support the steel I-beams that carry the roadway over the railroad tracks. Additional support comes from steel posts on either side of the tracks. Date: c 1906.
1223. The Ridgewood Avenue North Bridge has concrete abutments that support the concrete-encased steel I-beams that carry the street over the railroad tracks. Reinforced concrete piers on both sides of the tracks provide additional support. Concrete parapets protect the sidewalks on either side of the roadway. Date: c 1906.
1224. The Glen Ridge High School Freeman Field House is a brick, 1-1/2 story, gable roofed structure with hip roofed wings on either gable end. Style: vernacular. Date: 1950. Other features include hip dormers and a flat roofed entry stoop.

N.J. Office of Cultural and Environmental Services, 109 W. State Street,
Trenton, N.J. 08625 609-292-2023
Prepared by Heritage Studies, Inc. Princeton, N.J. 08540 609-452-1754

RR 0703-
Survey # 4-4

NEW JERSEY TRANSIT RAILROAD STATION SURVEY

1. IDENTIFICATION

- A. Name: Common Glen Ridge
Historic Line: Hoboken Division -
Montclair Branch
(D, L, & W)
- B. Address or location:
W side of Ridgewood Avenue
S of Bloomfield Avenue County: Essex
Municipality: Glen Ridge Borough
Block & lot: part of 55 / 14
- C. Owner's name: New Jersey Transit
Address: Newark, N. J.
- D. Location of legal description: Recorder of Deeds, Essex County
Courthouse, Raymond Boulevard, Newark, N.J.
- E. Representation in existing surveys: (give number, category, etc.,
as appropriate)

HABS _____ HAER _____ ELRR Improvement _____ NY&LB Improvement _____
 Plainfield Corridor _____ NR(name, if HD) _____
 NJSR (name, if HD) Glen Ridge Historic District
 NJHSI (#) _____
 Northeast Corridor _____
 Local _____ (date _____)
 Modernization Study: site plan X floor plan X aerial photo _____
 other views X photos of NR quality? X

2. EVALUATION

- A. Determination of eligibility: SHPO comment? _____ (date _____)
NR det.? _____ (date _____)
- B. Potentially eligible for NR: yes X possible _____ no _____
individual _____ thematic X
- C. Survey Evaluation: 205/240 points

FACILITY NAME: Glen Ridge

3. DESCRIPTION--COMPLEX IN GENERAL

Describe the entire railroad complex at this site; mention all buildings and structures, with notation of which are not historic. Check items which apply and discuss in narrative:

- Moved buildings (original location, date of and reason for move) antique shop, real estate office
- Any non-railroad uses in complex (military recruiting, etc.)
- Any unusual railroad building types, such as crew quarters, etc. (specify)
- Known threats to complex or individual structures

- Surroundings: urban suburban scattered buildings open space
- residential woodland agricultural industrial
- downtown commercial highway commercial other (specify)

- Relationship of station grade to track grade:
- Station and track grade at same level
 - Station at street grade, track depressed
 - Station spans track Track elevated above street grade, multi-level station

- # of tracks: 2
- Pedestrian access across tracks:
- Pedestrian bridge: at street grade elevated
 - Pedestrian/vehicular bridge: at street grade elevated
 - Tunnel
 - None provided

Discuss character of vehicular and pedestrian approaches to complex; landscaping; relationship to parking. Refer to, and key with, site plan.

The Glen Ridge complex consists of a one and a half story wood frame and stone rubble station in Queen Anne style with adjacent platforms and concrete and wood canopies on either side of the tracks. The tracks, aligned generally N-S, are located below street grade in a small valley, cut by Toney's Brook. The station, which is on two levels, is built into the W wall of the valley. Except for metered spaces along neighboring streets, no parking is provided. Pedestrians may approach the platform via stairs from Ridgewood Avenue (A1, B1) from Hillside Avenue (A,B), or through the station (the latter route is no longer in use). The area is well-landscaped, and the valley to the E gives the site a park-like quality. Presently, the station is used as both an antique shop and a real estate office.

FACILITY NAME: Glen Ridge

Survey # RR 0708-
4-4

3. DESCRIPTION--PLATFORMS AND CANOPIES

Inbound 1040' concrete and asphalt platform

Outbound

Between tracks

Nature and extent of existing original material and alterations: roof type, material, supports; freestanding or attached to building; seating; lighting; signage; other.

The inbound canopy N of the viaduct consists of a 12-bay half-butterfly of wood frame construction supported on a single row of rectangular concrete columns with wood beam lintels and concrete brackets. At its S end it widens and is attached to the station wall. S of the viaduct a similar canopy, 12 bays long, is cantilevered from a concrete retaining wall. Mercury vapor lighting fixtures hang from the framing in every second bay. These were probably incandescent originally. The roof has a metal fascia and is sheathed in tar paper. Originally, the roof may have been slate.

The stairway is sheltered by a wood frame canopy supported by a wrought iron frame. This canopy predates the platform canopy (the second on the site), but does not appear to have been part of the architect's scheme (see Lockwood rendering, New York Public Library Collection).

FACILITY NAME: Glen Ridge

-3
RR 0708-
Survey # 4-4

3. DESCRIPTION--PLATFORMS AND CANOPIES

Inbound

Outbound 1035' concrete and asphalt platform, lined with incandescent lighting fixtures on iron pipe (all missing) and an iron picket fence

Between tracks

Nature and extent of existing original material and alterations: roof type, material, supports; freestanding or attached to building; seating; lighting; signage; other.

The outbound canopy consists of a wood frame eight bays long supported on a double row of concrete columns. Four bays are N of the viaduct; four are S. The roof is sheathed in tar paper; originally it may have been slate.

The stairway is sheltered by a wood frame canopy supported by a wrought iron frame. This canopy predates the platform canopy.

FACILITY NAME Glen Ridge

Survey #

4. DESCRIPTION - BUILDINGS (EXTERIOR).

Fill out separate sheet for each building at facility. Refer to, and key with, site plan. Account for original materials and finishes where different from existing.

Station X Shelter Freight House Other (specify)

General architectural description, including style, shape, roof type, # stories, # bays, orientation to track, location of entrances, etc.

The Glen Ridge Station, located W of the tracks, consists of 1½-story block with a moderately pitched gable roof, its ridge roughly perpendicular to the tracks. Its eaves are flared slightly and shelter a narrow porch on the S facade, and a 1-story cube-like projection on the E side of the N facade. On the W facade the roof is hipped below the ridge level and shelters a continuation of the porch of the S facade. On the S side of the E facade a smaller gable end projects slightly, below which is an asymmetrically placed oriel. On the S facade is a gabled dormer, its end bisected by a tall, corbeled brick chimney. A similar gabled dormer pierces the N side of the W facade roof, while another with a shallow flared gable roof marks the S side at the corner. Originally, this roof continued westward one bay to form a porte cochere. N of the main block is a one-story addition with its own pent roof, continuing the plane of the porch roof. The E facade contains (5) 1/1 windows with transoms in the oriel with a small fanlight in the major gable, an oversized, 2-pane fanlight with square pane border in the secondary gable, a 4-pane oval oculus N of the oriel, and an 8/8 window in the addition. On the basement level are 2 doors with transoms, one of which is a double (1/1) freight door, and two windows (boarded). The S facade contains a fanlight in arch gable, similar to those on the N (boarded), a door, (boarded), and a 1/1 window. The addition contains a segmental arch door and an 8-pane window. The W facade contains 3 similar segmental arch windows (boarded), while the E facade contains fanlights with square pane borders flanking the chimney in the dormer with first floor elements arranged as follows: (S to N)

1/1, 1/1, 1/2 panel door with single pane transom,
1/1, chimney, 1/1, 1/1

Walls are stone rubble while gable ends are wood shingle. Roofing is asphalt shingle although originally it was probably slate. Most materials appear original.

FACILITY NAME Glen Ridge

Survey # 4-4

4. DESCRIPTION - BUILDINGS (EXTERIOR) CONTD.

Fill out separate sheet for each building at facility.

Station x Shelter _____ Freight House _____ Other _____ (specify)

EXTERIOR MATERIALS AND SYSTEMS:

	<u>Original</u>	<u>Existing, if different</u>
Structural system:	<u>bearing wall/frame roof</u>	_____
Foundation:	<u>stone rubble</u>	_____
Base course:	<u>none</u>	_____
Walls:	<u>stone rubble, wood shingle in gable ends: polygonal pattern, diamond pattern</u>	<u>paint (brown)</u>
Trim:	<u>{ red brick quoins, stone sills, brick voussoirs wood exposed rafter ends, notched, brackets on canopy, wood tuscan columns, concrete base (chimney base) brick border, terra cotta</u>	<u>paint (gray)</u>
Doors:	<u>(3) 1/2 panel with transom segmental arch door, freight door (1/1)</u>	<u>paint (brown, green)</u>
Roofing:	<u>slate</u>	<u>asphalt shingle (green)</u>
Soffit:	<u>matched boards, prob. stain</u>	<u>paint (gray)</u>
Windows:	<u>oriel window surround shingle</u>	<u>paint (gray/red)</u>
Lighting:	<u>prob. gas fixes.</u>	<u>incandescent fixture attached to canopy, metal circular shades</u>
Signage:	<u>unknown</u>	<u>board (black with gold type)</u>
Drainage:	<u>copper gutters and downspouts</u>	<u>paint aluminum gutters (brown) downspouts</u>
Other:	<u>brick chimney, corbeled with double terra cotta pots</u>	<u>pots missing</u>

FACILITY NAME Glen Ridge

RR 0708-
Survey # 4-4

4. DESCRIPTION - BUILDINGS (INTERIOR)

Fill out separate sheets for each building at facility. Refer to, and key with, floor plan.

Station x Shelter _____ Freight House _____ Other _____ (specify)

General architectural description of all spaces, including original materials and finishes, if known, any remodeling, etc.

The Glen Ridge Station is built on 2 levels. The street level of the original building comprised the Waiting Room and, against the W wall, a stairway led to the platform. The polygonal Ticket Office is built into the N wall. A toilet room projects from the W wall near its NW corner and a storage room is built into the space near its SW corner. (A freight elevator originally adjoined the S wall near its juncture with the addition). The addition comprises the baggage room with the Men's Room built into its SW corner. All spaces have similar poured concrete floors, matched board wainscots and matched board or plaster walls and ceilings. The roof of the Waiting Room is supported by (3) wood beam ceiling trusses with Eastlake detailing. Most materials appear original. However, major exceptions include the concrete flooring and the plywood partition, which divides the Waiting Room nearly in half.

FACILITY NAME: Glen Ridge

-5A
RR 0708-
Survey # 4-4

4. DESCRIPTION - BUILDINGS (INTERIOR) CONTD.

STATION - ROOM AND FINISH SCHEDULE	NUMBER OF ROOMS _____
NAME <u>Waiting Room</u>	NUMBER ON FLOOR PLAN <u>1</u> and part of 3
<u>Original</u>	<u>Existing, if different</u>
Floors: <u>prob. board</u>	<u>poured concrete, painted (red)</u>
Base: <u>none</u>	<u>_____</u>
Wainscot: <u>vertical matched boards, stain</u>	<u>paint (slate color)</u>
Walls: <u>vertical matched boards, stain</u>	<u>paint (cream)</u>
Ceiling: <u>matched boards, prob. stain</u>	<u>paint (cream)</u>
Trim: <u>wood moulded surrounds, string course, chairrail, prob. stain</u>	<u>paint (slate color)</u>
Doors: <u>2/2 panel to toilet, stain</u>	<u>_____</u>
Seating: <u>(4) matched board benches, 2 built-in (stain)</u>	<u>_____</u>
Lighting: <u>prob. gas fixs.</u>	<u>(2) hang. incand. fixs.</u>
Other: <u>brick fireplace</u>	<u>paint (gray)</u>
<u>wood mantel</u>	<u>paint plywood partition (cream)</u>
<u>3 Eastlake ceiling trusses, prob. stain</u>	<u>paint (gray)</u>
<u>iron radiators periphery walls</u>	

FACILITY NAME: Glen Ridge

4. DESCRIPTION - BUILDINGS (INTERIOR) CONTD.

STATION - ROOM AND FINISH SCHEDULE	NUMBER OF ROOMS _____
NAME <u>Waiting Room</u>	NUMBER ON FLOOR PLAN <u>1 and part of 3</u>
	<u>Existing, if different</u>
Floors: <u>Original</u> <u>prob. board</u>	<u>(red) painted</u> <u>poured concrete</u>
Base: <u>none</u>	_____
Wainscot: <u>vertical matched boards, stain</u>	<u>paint</u> <u>(slate color)</u>
Walls: <u>vertical matched boards, stain</u>	<u>paint</u> <u>(cream)</u>
Ceiling: <u>matched boards, prob. stain</u>	<u>paint</u> <u>(cream)</u>
Trim: <u>wood moulded surrounds, string course,</u> <u>chairrail, prob. stain</u>	<u>paint</u> <u>(slate color)</u>
Doors: <u>(2/2) panel to toilet, stain</u>	_____
Seating: <u>(4) matched board benches, 2 built-in</u> <u>(stain)</u>	_____
Lighting: <u>prob. gas fixs.</u>	<u>(2) hang. incan. fixs.</u>
Other: <u>brick fireplace</u> <u>wood mantel</u> <u>3 Eastlake ceiling trusses, prob. stain</u> <u>iron radiators periphery walls</u>	<u>paint (gray)</u> <u>paint</u> <u>plywood partition (cream)</u>

FACILITY NAME: Glen Ridge

-5A
RR 0708-
Survey # 4-4

4. DESCRIPTION - BUILDINGS (INTERIOR) CONTD.

STATION - ROOM AND FINISH SCHEDULE	NUMBER OF ROOMS _____
NAME <u>Men's Room (later addition)</u>	NUMBER ON FLOOR PLAN <u>2</u>
<u>Original</u>	<u>Existing, if different</u>
Floors: <u>poured concrete</u>	_____
Base: <u>board, prob. stain</u>	<u>paint (black)</u>
Wainscot: <u>vertical matched boards, prob. stain</u>	<u>paint (brown)</u>
Walls: <u>plaster</u>	<u>paint (tan/brown)</u>
Ceiling: <u>plaster</u>	<u>paint (tan)</u>
Trim: <u>wood moulded chairrail, prob. stain</u>	<u>paint</u>
Doors: <u>(2/2) panel to toilet, prob. stain</u>	<u>paint</u>
Seating: <u>none</u>	_____
Lighting: <u>1 hanging incandescent fixture</u>	_____
Other: <u>wood partition</u> <u>iron radiator (S wall)</u> <u>plumbing fixtures</u>	_____

FACILITY NAME: Glen Ridge

-5A
RR 0708-
Survey # 4-4

4. DESCRIPTION - BUILDINGS (INTERIOR) CONTD.

STATION - ROOM AND FINISH SCHEDULE	NUMBER OF ROOMS _____
NAME <u>Ticket Office</u>	NUMBER ON FLOOR PLAN <u>part of 3</u>
<u>Original</u>	<u>Existing, if different</u>
Floors: <u>probably board</u>	<u>(red) painted</u> <u>poured concrete</u>
Base: <u>none</u>	_____
Wainscot: <u>vertical matched boards, prob. stain</u>	<u>paint</u> <u>(slate)</u>
Walls: <u>vertical matched board, prob. stain</u>	<u>paint</u> <u>(cream)</u>
Ceiling: <u>board, prob. stain</u>	<u>paint</u> <u>(cream)</u>
Trim: <u>wood moulded chairrail, surrounds</u> <u>prob. stain</u>	<u>paint</u> <u>(slate color)</u>
Doors: <u>(2/2) panel to closet</u> <u>1/2 panel to Waiting Room, 5 panel</u> <u>to Men's Room, prob. stain</u>	<u>paint</u> <u>(slate color)</u>
Seating: <u>none</u>	_____
Lighting: <u>prob. gas fixs.</u>	<u>(2) hang. incan. fixs. with</u> <u>circular shades</u>
Other: <u>iron radiator (E wall)</u> <u>built-in wood counter under ticket window</u> <u>built-in counter under windows (N side)</u>	_____

present use: part of real estate office

FACILITY NAME: Glen Ridge

-5A
RR 0708-
Survey # 4-4

4. DESCRIPTION - BUILDINGS (INTERIOR) CONTD.

STATION - ROOM AND FINISH SCHEDULE		NUMBER OF ROOMS _____
NAME <u>Toilet</u>		NUMBER ON FLOOR PLAN <u>part of 3</u>
	<u>Original</u>	<u>Existing, if different</u>
Floors:	<u>prob. board</u>	<u>(red) painted poured concrete</u>
Base:	<u>none</u>	_____
Wainscot:	<u>vertical matched boards, prob. stain</u>	<u>paint (slate color)</u>
Walls:	<u>vertical matched boards, prob. stain</u>	<u>paint (cream)</u>
Ceiling:	<u>board, prob. stain</u>	<u>paint (cream)</u>
Trim:	<u>wood moulded surrounds, chairrail prob. stain</u>	<u>paint (slate color)</u>
Doors:	<u>(2/2) panel, prob. stain</u>	<u>paint (slate color)</u>
Seating:	<u>none</u>	_____
Lighting:	<u>prob. gas fix.</u>	<u>1 hang. incan. fix.</u>
Other:	<u>iron bracket (W wall) lighting fixture? corner basin toilet</u>	_____

FACILITY NAME: Glen Ridge

-5A
RR 0708-
Survey # 4-4

4. DESCRIPTION - BUILDINGS (INTERIOR) CONTD.

STATION - ROOM AND FINISH SCHEDULE	NUMBER OF ROOMS _____
NAME <u>Baggage Room later addition</u>	NUMBER ON FLOOR PLAN <u>4</u>
<u>Original</u>	<u>Existing, if different</u>
Floors: <u>poured concrete</u>	_____
Base: <u>board, prob. stain</u>	<u>paint (green)</u>
Wainscot: <u>vertical matched boards, prob. stain</u>	<u>paint (green)</u>
Walls: <u>plaster</u>	<u>paint (white)</u>
Ceiling: <u>plaster, skylight, matched board walls</u>	<u>paint (white) (boarded)</u>
Trim: <u>wood moulded chairrail, sills, prob. stain</u>	<u>paint (green)</u>
Doors: <u>6/panel</u>	_____
Seating: <u>none</u>	_____
Lighting: <u>(5) hanging incandescent fixtures</u>	<u>1 hanging incandescent down light</u>
Other: <u>iron radiator (S wall)</u>	_____

FACILITY NAME:Glen Ridge

4. DESCRIPTION - BUILDINGS (INTERIOR) CONTD.

STATION - ROOM AND FINISH SCHEDULE	NUMBER OF ROOMS _____
NAME <u>Basement</u>	NUMBER ON FLOOR PLAN _____
<u>Original</u> NOT ACCESSIBLE	<u>Existing, if different</u>
Floors: _____	_____
Base: _____	_____
Wainscot: _____	_____
Walls: _____	_____
Ceiling: _____	_____
Trim: _____	_____
Doors: _____	_____
Seating: _____	_____
Lighting: _____	_____
Other: _____	_____

FACILITY NAME: Glen Ridge

RR 0708-
Survey # 4-4

5. SIGNIFICANCE OF COMPLEX (ARCHITECTURAL/HISTORICAL):

Architect	Jesse H. Lockwood	source	Berg
Date	1887	Source	Berg
Alteration dates	1912	can-	Source D,L,&W
Style	Queen Anne	opy and addition	Taber, 20th, p.7
# passenger trains/day (present)	22 in 1980	Peak (#, Yr.)	85 in 1940
Original station on site			56 in 1901

The Glen Ridge Station is a fine example of the Queen Anne adapted to the functions of a small train station. The building has been widely published in a rendering signed by the architect which shows the station and original canopy (from the east) along with floor plans. The station is one of the few on the D, L, & W line which was not replaced during the Truesdale administration. Building costs were borne equally by the railroad and a Mr. A. G. Darwin (Glen Ridge). It has been subjected to several alterations over the years. In 1911 the D, L, & W added a second track to the Montclair Branch between Bloomfield and Montclair. In order to accommodate it, the hillside on which the station was built was cut back and the original canopy replaced by a much more extensive one, supported on concrete columns. A similar canopy was built on the outbound side and a baggage room added to the station.

The building has served several non-railroad functions; formerly a post office, municipal building, and church, it presently is used as both a real estate office and an antique shop, showing the feasibility of mixed office/retail/railroad uses in a single structure.

FACILITY NAME: Glen Ridge

-7
RR 0708-
 Survey # 4-4

6. GEOGRAPHIC DATA

Verbal boundary description (if Block/Lot not available)

Boundary is outlined on the plan.

Acreage: Less than one acre

 UTM coordinates: Zone: 18/Easting: 5 6 7 5 0 0 Northing: 4 5 1 7 1 6 0
 USGS Quad Orange Scale 1:24,000

7. REFERENCES

BIBLIOGRAPHIC:

Berg, Walter Gilman, Buildings and Structures of American Railroads, New York, Wiley, 1911
Glen Ridge, The '76 Spirit Reaches Out, Glen Ridge Bicentennial Commission, 1976, p. 31.

ICONOGRAPHIC:

Photos: Edwin Alexander, Down At the Depot, pp. 124-125
 Thomas Taber, The Delaware, Lackawanna and Western in the Nineteenth Century, p. 133.
 Thomas Taber, The Delaware, Lackawanna and Western in the Twentieth Century, p. 75.

8. PHOTO

Negative index # 1078 or NJT photo # - slide # 4-4
 Date 1978 Photographer Richard Browne Assocs.
 Loc. of negative N.J. Transit Direction of view: Station from East

RR 0708 - -8
Survey # 4-4

FACILITY NAME: Glen Ridge

9. CRITERIA FOR EVALUATION

A. HISTORICAL SIGNIFICANCE

- i. Associated with important events or broad movements
in history
- | | | |
|------------|-------|------|
| nationally | _____ | (30) |
| state-wide | _____ | (25) |
| locally | _____ | (20) |
- ii. Representative of significant changes in railroad history
and/or technology
- | | | |
|---------|-------|------|
| rare | _____ | (30) |
| unusual | _____ | (25) |
| common | _____ | (10) |
- iii. Original station on site _____ (15)
- iv. Representative of a line's standard design _____ (10)
- v. Constructed prior to 1900 x (15)
- vi. Junction station _____ (10)
- vii. Former long-distance service _____ (10)
- viii. Other _____ (10)
- ix. Less than 50 years old _____ (-30)

15

B. ARCHITECTURAL SIGNIFICANCE

- i. STYLE Queen Anne
- a. Example of a particular architectural style (check one)
- | | | |
|-------------|--------------|------|
| Outstanding | _____ | (50) |
| Excellent | <u> x </u> | (40) |
| Very good | _____ | (30) |
| Good | _____ | (20) |
| Fair | _____ | (10) |
- b. Rare survivor of style
- | | | |
|------------|--------------|------|
| nationally | _____ | (20) |
| state-wide | _____ | (15) |
| locally | <u> x </u> | (10) |
- c. As example of railroad architecture
- | | | |
|------------------|--------------|------|
| rare | <u> x </u> | (30) |
| unusual or early | _____ | (15) |

FACILITY NAME: Glen Ridge

CRITERIA CONT.

ii. ARCHITECT (check one)

a. building by architect important

Jesse Lockwood

nationally (25)
state-wide (20)
locally x (15)

b. building designed by railroad and is known or appears to be the work of the supervising architect or engineer or chief designer (20)

c. building designed by railroad and is known or appears to be the work of the staff (5)

d. architect identified but not considered to be of special importance (5)

iii. OVERALL ARCHITECTURAL QUALITY (check one)

a. Outstanding composition, siting, or craftsmanship x (40) siting craftsmanship

b. Notable composition, siting, or craftsmanship, or possessing especially picturesque or unusual exterior detailing (25)

c. Possessing some detail(s) of particular interest and/or quality (15)

d. Average quality or interest (5)

iv. SPECIAL QUALITIES

a. Noteworthy overall interior design or detailing x (15) fireplace ceiling trusses

b. Some noteworthy interior detailing (interior not accessible) (5)

c. Part of cohesive complex
1) station and shelter (5)
2) more than two buildings (10)

v. CONSTRUCTION

a. Noteworthy example of particular construction method (30)

b. Rare or early survivor of particular method (20)

c. Interesting example of method (5)

RR 0708- -10
Survey # 4-4

FACILITY NAME: Glen Ridge

CRITERIA CONT.

C. CONDITIONS

i. INTEGRITY

- | | | | |
|--|--------------|-------|---|
| a. Original condition | _____ | (40) | |
| b. Alterations and/or additions, beneficial | _____ | (30) | |
| c. Alterations and/or additions, not detrimental | _____ | (20) | |
| d. Minor detrimental alterations and/or additions, not affecting overall integrity | <u> x </u> | (10) | new roofing, drainage, concrete floor, partition wall, chimney pot missing, unsympatetic int. finish scheme |
| e. Detrimental alterations and/or additions, reversible at considerable expense | _____ | (-25) | |
| f. Detrimental alterations and/or additions, essentially irreversible | _____ | (-75) | |

ii. PHYSICAL CONDITION

- | | | |
|--------------------------|--------------|-------|
| a. Excellent | _____ | (10) |
| b. Good | <u> x </u> | (5) |
| c. Fair | _____ | (0) |
| d. Poor | _____ | (-10) |
| e. Severely deteriorated | _____ | (-25) |

iii. RELATIONSHIP TO COMMUNITY

- | | | |
|-------------------------------|--------------|-------|
| a. Pivotal building | _____ | (40) |
| b. Integral part of townscape | <u> x </u> | (30) |
| c. Compatible with townscape | _____ | (20) |
| d. Unrelated to townscape | _____ | (0) |
| e. Incompatible | _____ | (-30) |

iv. SUITABILITY FOR ADAPTIVE USE

- | | | |
|------------------------------|--------------|------|
| a. Excellent | <u> x </u> | (30) |
| b. Very Good | _____ | (25) |
| c. Good | _____ | (20) |
| d. Average | _____ | (15) |
| e. Possible, with difficulty | _____ | (10) |

75

TOTAL

240

FACILITY NAME: Glen Ridge (Montclair Branch)

Attach copy of site plan

 continuation sheets attached

FORM PREPARED BY: Richard Meyer

Date: August 1981

HERITAGE STUDIES, INC.
RD 4 Box 864, Mapleton Road
Princeton, N.J. 08540
609-452-1754

BR 0708-4-4

21

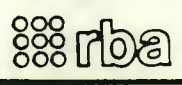

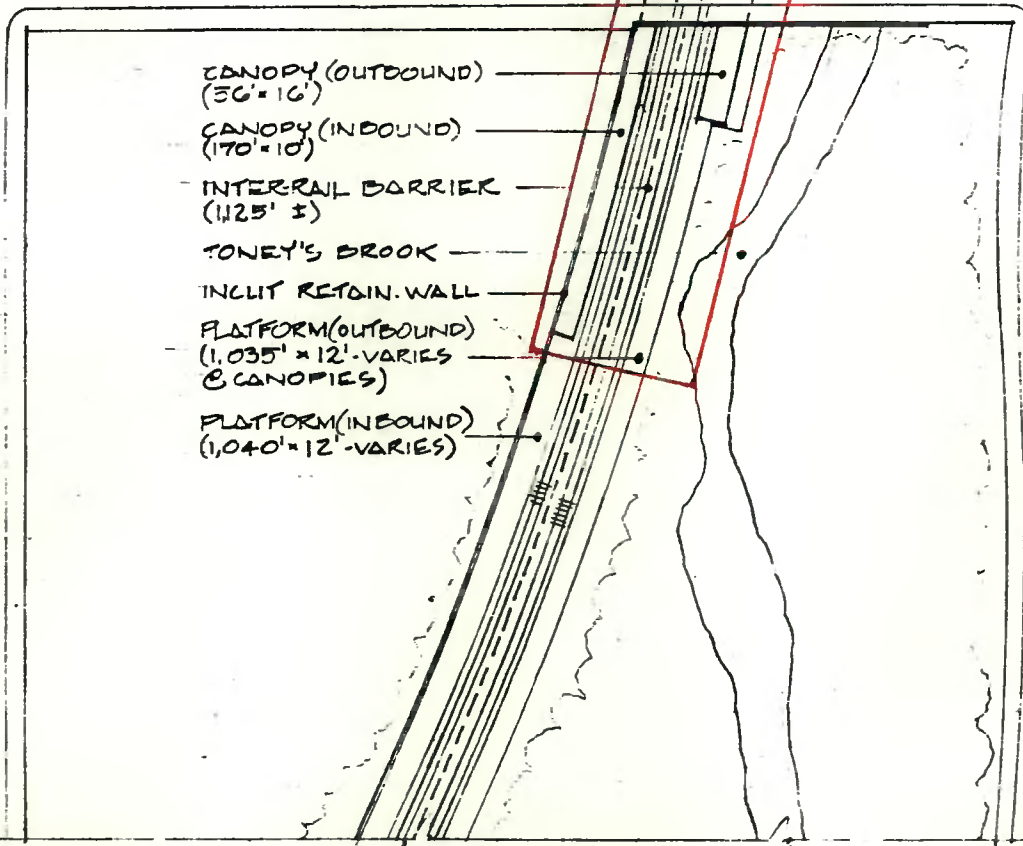
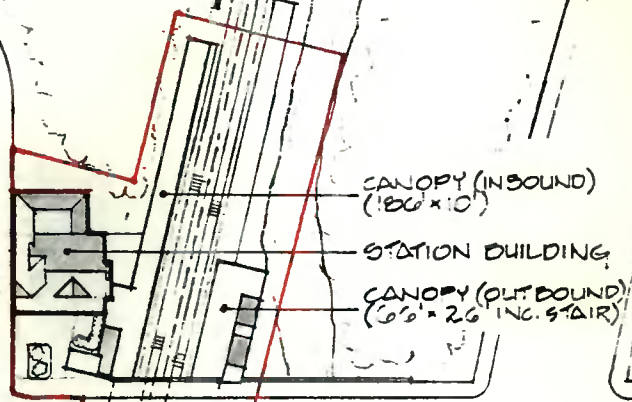
WOODLAND AVE.

RIDGEWOOD AVE.

SNYVDEN PLACE

BLOOMFIELD AVE.

HILLSIDE AVE.



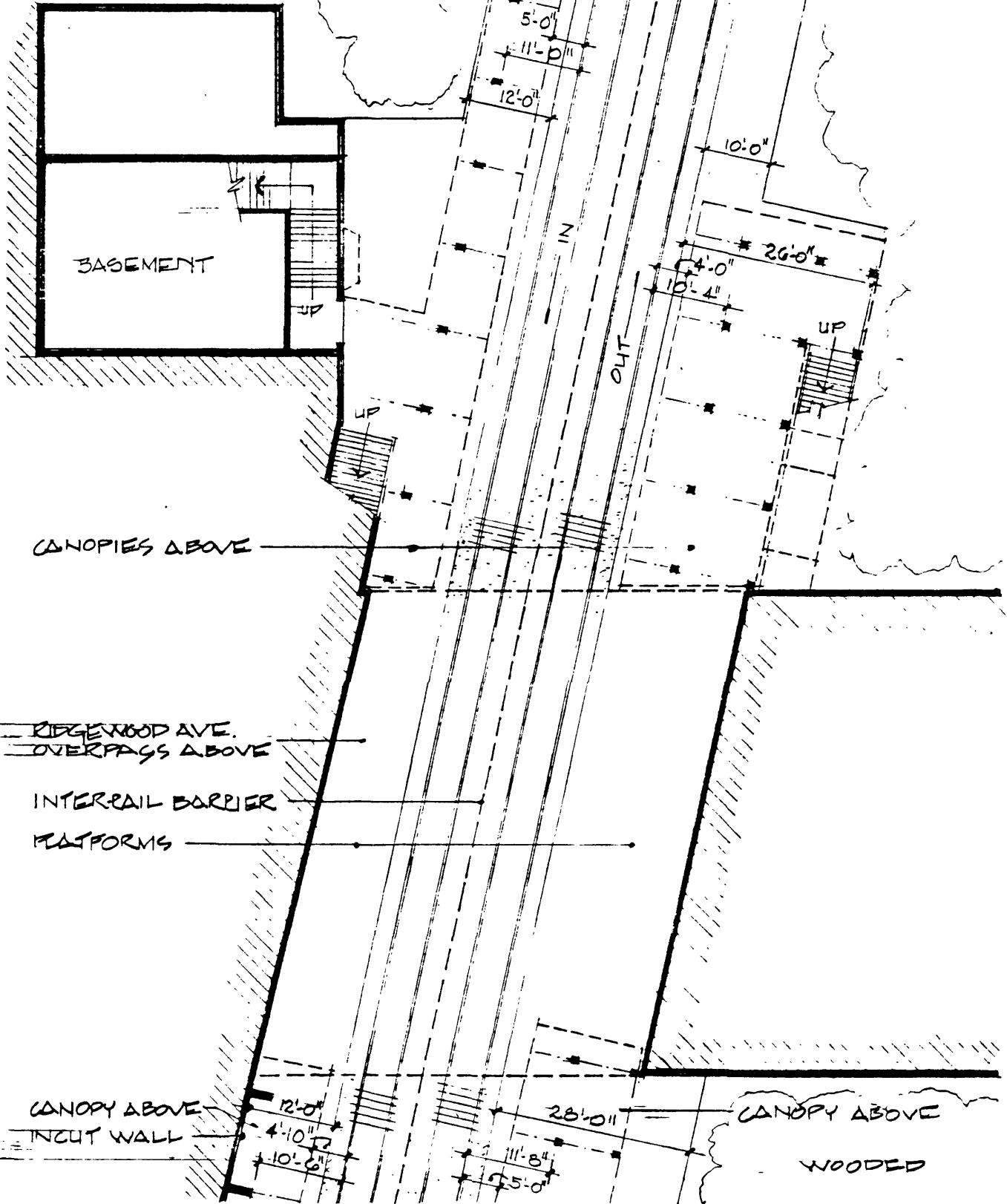
GLEN RIDGE MONTCLAIR BRANCH

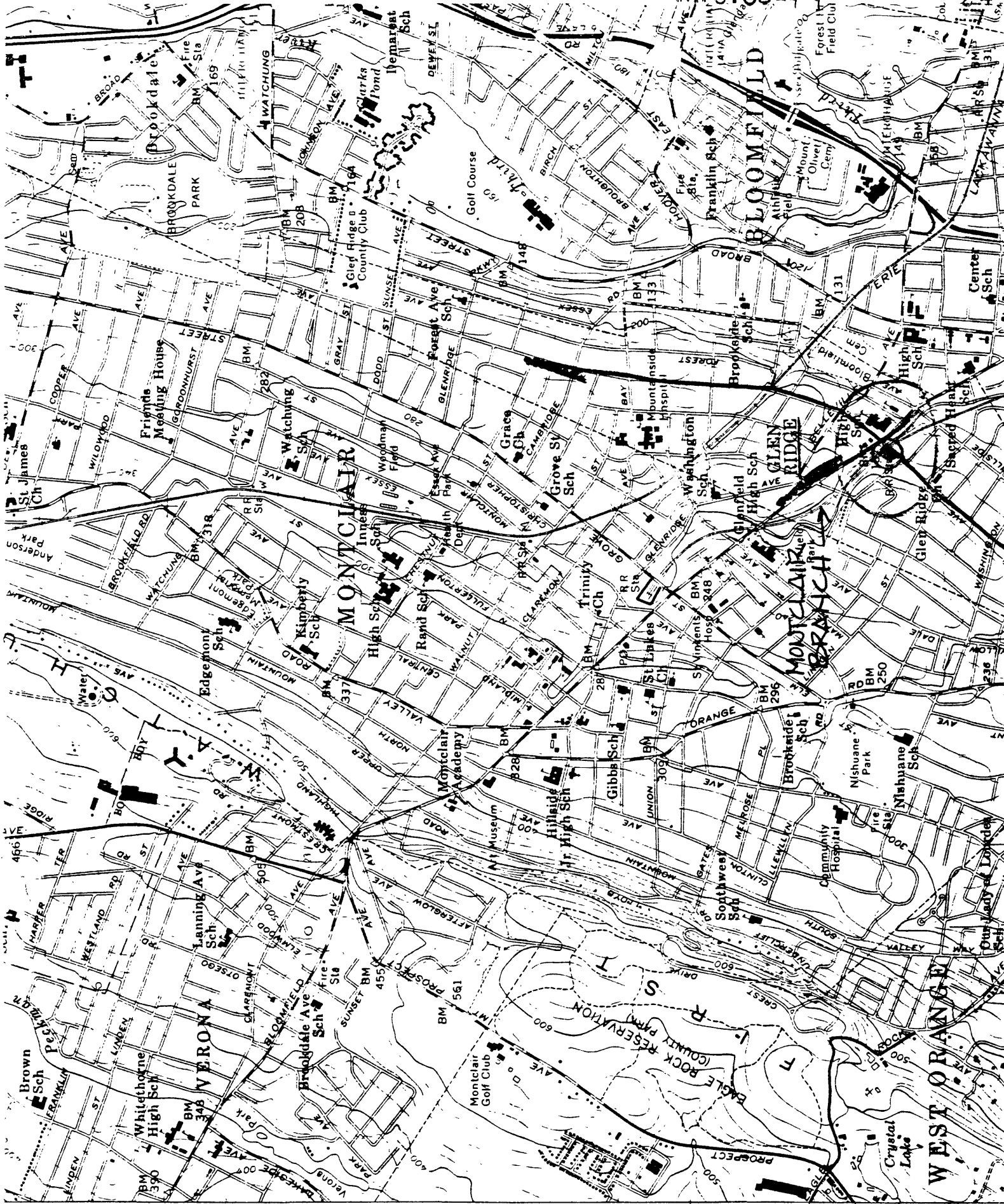
SCALE: 1" = 100'
DATE: Oct 1978



WOODED BANK

WOODED






1 MI TO N J 10
BEAUFORT 4.6 MI
ROSELAND 2.8 MI
6165 IV SE (CALDWELL)
4519
4520
50
1 2 3 4 5 6 7 8 9 10 11 12 13 14 15 16 17 18 19 20 21 22 23 24 25 26 27 28 29 30 31 32 33 34 35 36 37 38 39 40 41 42 43 44 45 46 47 48 49 50

4-4 Glen Ridge (Montclair Branch) Railroad Station (Alexander, Down, p. 125)


This photograph was made at the upper level about 1900: the left-hand sign has "Post Office" and that at the right "Glen Ridge."

Thomas Taber.



Locomotive No. 1116 is a 4-6-2 engine and was photographed in 1926.

4-4 Glen Ridge (Montclair Branch)
 Railroad Station
 (Alexander,
 Bowls p. 124)




GLEN RIDGE, NEW JERSEY (1887)

Delaware, Lackawanna & Western


An 1892 description of the Glen Ridge stations says, "The railroad passes through a sandstone cut eighteen feet deep so that a wagon-road is on a level with the upper story of the building. In addition to its use for a railroad depot, the building had to be designed to accommodate a Post Office and an express office. . . . The wide porch roof at the front . . . is extended at one end so as to form a porte cochere."

Architect Jesse H. Lockwood's drawing shows the hillside location and lower level as well as the plans.

4-4 Glen Ridge (Montclair Branch) Railroad Station (Taber, 19th, p. 133)



One of the most pleasant looking stations on the Morris and Essex was Glen Ridge. The station was built in 1887. The street level was above the tracks, and the station has the appearance of a large home.



Montclair Public Library


In 1893 Montclair acquired this handsome station but there was still only a single depot track. The new building was built on the same site as the old, and was more in keeping with executives who used it on their daily commute. Because Montclair was built on a hill, the first west of New York, and had good railroad service, the town quickly achieved eminence as one of the finest suburban residential towns in New Jersey.

4-4 Glen Ridge (Montclair Branch) Railroad Station (Taber, 20th, p. 75)

75



The Montclair Branch is photogenic in only one location along its four miles — at Glen Ridge where the track hugs Toney's Brook. It was also probably the reason why the line was single track until 1912. There wasn't enough room between the stream and the hillside. For double tracking, the hill was cut back. In this picture, taken in March 1913, painters are at work on the wood canopy. A temporary walkway over the tracks is still in place.



The new Montclair terminal was dedicated by President Truesdale on June 28, 1913. The station was designed by the talented twenty-five year old chief architect for the railroad, William H. Botsford. Unfortunately, he did not see its completion for he was lost on the "Titanic". His fine Grecian-Doric design was recognized in 1972 by the New Jersey Department of Environmental Protection when the station was designated a historic site. The building is 45 by 125 feet, and there are six stub end tracks for overnight train storage. The biggest shortcoming would prove to be lack of car parking space, the entire area being shown here. At the time of construction Montclair was considered one of the two or three finest suburban towns in New Jersey. Following World War II the city slipped, and ultimately undisciplined teenagers began damaging the cars at night. The railroad then reverted to using only a single track station and keeping the electrics overnight at Hoboken.

SUMMARY

Station: Glen Ridge

Line: Montclair Branch

Index:

Field Survey Conducted October, 1978

- | | |
|----------|---|
| <u>X</u> | 1. Site Base at 1" = 100' |
| <u>X</u> | 2. Floor Plan at 1" = 20' |
| <u>X</u> | 3. Platform and Canopies |
| <u>X</u> | 4. Station Building _____ Structural _____ Mech. & Elec. |
| <u>X</u> | 5. Track Crossings and Barriers |
| <u>X</u> | 6. Parking Access and Circulation |
| <u>X</u> | 7. Information System |
| <u>X</u> | 8. Notes on Community & Security Aspects |
| <u>X</u> | 9. Record Photograph of Station <u>X</u> Detailed Field Photographs |

Information File:

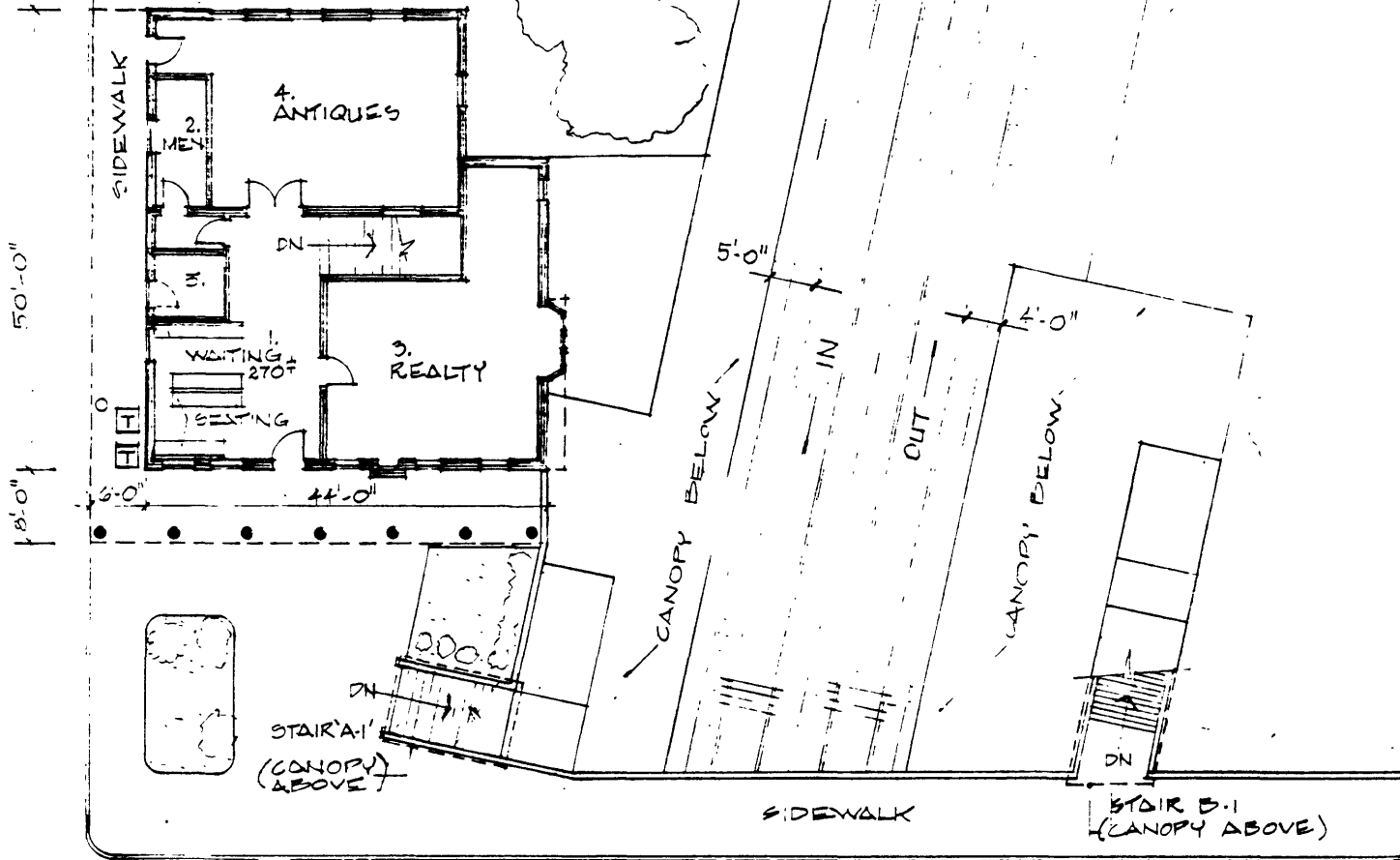
- | | |
|----------|---|
| <u>X</u> | Aerial Photograph at 1" = 200' |
| <u>X</u> | Station Location Plan from USGS maps or Hagstrom Maps |
| <u>X</u> | Proposed Taking Lines of 900 Day Option Station Parcels |
| | Summer 1970 Ground Survey of Rail Parking - NJ DOT |
| <u>X</u> | September 1974 Survey - NJ DOT (Dept. of Commuter Services) |
| | Tri-State Aerial Photo Survey of Rail Parking 1970 |
| | Conrail Data Survey for Station |
| <u>X</u> | TOPICS or Traffic Improvements Planned in Station Area |
| | Community Renewal Plans for Station |
| | Historical File for Station |
| <u>X</u> | Schedule of Trains and Buses |
| | Other |

Conrail Count May 1977 - All Day (Week Day) Boarding Passengers 136

Station Ridership Category: 5 Ownership: N.J.D.O.T.

Agent: No Hrs/Days: _____


Rehabilitated (10 years or less) & Description: No

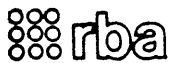
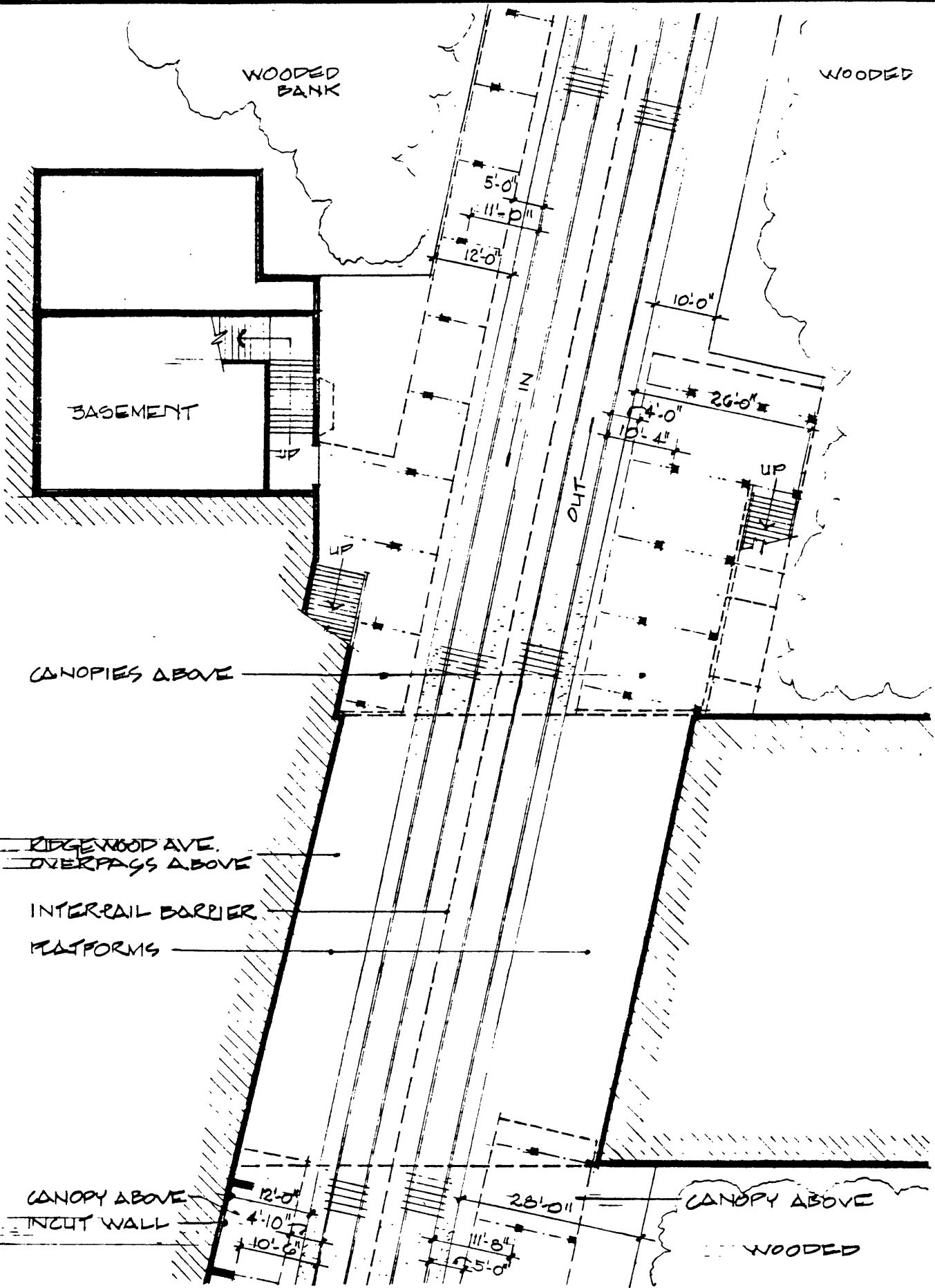


MAIN FLOOR PLAN
 (STREET LEVEL)
 2,050 # =

RIDGEMOOD AVENUE OVERPASS

SIDEWALK





**GLEN RIDGE
MONTCLAIR BRANCH**

SCALE: 1" = 20'

DATE: OCT. 78



3 PLATFORMS & CANOPIES

Station: GLEN RIDGE

NO. of TRACKS: In-Bound (NY, H, N)* | Out-Bound | By-Pass | Inactive | I.B. | O.B.
 At Grade | In-Cut (Walls) | Cross Slope X | Elevated | Embankment | Structure
 Straight | Curved X | Visibility Problem | (Yes) FROM O.B. No
 To Board must Commuter walk on tracks: yes X no (Ask Ticket Agent). Note other obstructions on Platform & setback f/rail:
 RAIL TO EDGE PLATFORM: 2'-6" INB'D | 3'-0" OUTB'D

	IN-BOUND SIDE		OUT-BOUND SIDE		ISLAND BET'N TRACK	
Length X Width	1,040' x 12'		1,035' x 12'		_____ x _____	
Height Above Top of Rail	LEVEL		LEVEL		_____	
Platform Material	CONG. & ASPHALT		CONG. & ASPHALT		_____	
Edge Material	CONG.		CONG.		_____	
Safety Line, Material	<u>(yes/no) WHITE PAINT</u>		<u>(yes/no) WHITE PAINT</u>		yes/no _____	
Guardrail (Locate)	yes <u>(no)</u>		yes <u>(no)</u>		yes/no _____	
In-cut/Retaining Walls	_____		_____		_____	
Lighting - Type,	INCANDESCENT		INCANDESCENT		_____	
O.C., Setback f/rail	± 65' O.C.		± 65' O.C.		_____	
Seating-Mat'l & Qty.	NONE		NONE		_____	
	vert. rise	width	vert. rise	width	vert. rise	width
Stairs: (ramps used: <u>A</u>)	A • 11'-6"	6'-0"	B • 10'-6"	6'-0"		
yes <u>(no)</u>						
Locate: <u>R</u>	A-1 • 18'-8"	8'-0"	B-1 • 18'-0"	7'-0"		

CONDITION/LOCATION - (platform, lighting, stairs, guardrails, retaining walls. Note apparent poor conditions only)

PLATFORMS NEED NEW SURFACING & EDGE REPAIR.

LIGHTING INOPERATIVE

STAIRS: A-1 } CANOPY ROOF STRUCTURE TERMITE EATEN, CONG. CANOPY
 B-1 } COLUMNS SPALLED TO REBARS.
 A-1 HANDRAIL BROKEN
 B-1 STEEL STRINGER BEARING GROUND @ STREET LEVEL.

Continue on back of page _____

	IN-BOUND SIDE		OUT-BOUND SIDE		ISLAND BET'N TRACK	
	NORTH	SOUTH	NORTH	SOUTH		
Length x Width	186' x 10'	* 170' x 10'	66' x 26'	* 56' x 16'	_____ x _____	
Height (Lowest)	10'-0"	10'-0"	10'-0"	10'-0"	_____	
Setback from Rail	5'-0"	4'-10"	4'-0"	5'-0"	_____	
Structure w/Spacing	12'-0" O.C.	14'-0" O.C.	12'-0" O.C.	12'-0" O.C.	← CONG. COLS. NO. REQM'	
Setback-Rail to Support	11'-0"	10'-6"	10'-4"	11'-8"	_____	
Deck Material	T & G Wood		T & G Wood		_____	
Roofing	TAR PAPER		TAR PAPER		_____	
Shape	Slope / Gable <u>(Flat)</u>		FLAT		_____	
Drainage	EDGE DRIP		EDGE DRIP		_____	
Lighting	INOPERATIVE INCANDESCENT LIGHTS		_____		_____	

CONDITION (Note apparent poor conditions only):

CANOPY DECKS & ROOFS MUST BE REPLACED.
 STRUCTURE SOUND.

Continue on back of page _____

4 STATION BUILDING

X

SHELTER

STATION: GLEN RIDGE

In-Bound (NY, H N) X In-Use YES; Out-Bound In-Use ; Number of Levels 2 I.B. O.B.
 Relation of Main to Track (under, over level) Relation of Entry to Street FLUSH I.B. O.B.
 Roof Overhang - width: 6'-8" Location: (refer to Floor Plan)
 Interior and Entry Stairs, Ramps, escalators, elevators: (Note vertical rise; locate (refer to Floor Plan & label for cross-reference):
 a) width 6'-0" vertical rise ± 19'-0" b) width vertical rise
 c) width vertical rise d) width vertical rise

EXTERIOR MATERIALS AND SYSTEMS:

Foundation STONE & CONG Doors WOOD
 Base Course BROWNSTONE (photo) Roof Deck WOOD
 Walls STONE Roofing ASPHALT SHINGLES
 Trim BRICK Soffit WOOD
 Windows - operable - yes / no; WOOD DOUBLE HUNG
 Structural System (consultant) STONE & BRICK BEARING WALLS, 1ST FLOOR: WOOD FRAME W/ PLANK DECK, ROOF: WOOD TRUSS & BEAMS.
 Drainage METAL GUTTER & DOWNSPOUTS.

INTERIOR ROOM AND FINISH SCHEDULE: (Locate on Floor Plan)

Space*	Floor	Base	W/Cot	Walls	Ceiling	Ceiling Hgt.	Lighting
1. Waiting Room <u>S.F.</u>	<u> </u>	<u> </u>	<u> </u>	<u> </u>	<u> </u>	<u> </u>	<u> </u>
2. Ticket Office	<u> </u>	<u> </u>	<u> </u>	<u> </u>	<u> </u>	<u> </u>	<u> </u>
3. Mens Toilet	<u> </u>	<u> </u>	<u> </u>	<u> </u>	<u> </u>	<u> </u>	<u> </u>
4. Womens Toilet	<u> </u>	<u> </u>	<u> </u>	<u> </u>	<u> </u>	<u> </u>	<u> </u>
<u> </u>	<u> </u>	<u> </u>	<u> </u>	<u> </u>	<u> </u>	<u> </u>	<u> </u>
<u> </u>	<u> </u>	<u> </u>	<u> </u>	<u> </u>	<u> </u>	<u> </u>	<u> </u>
<u> </u>	<u> </u>	<u> </u>	<u> </u>	<u> </u>	<u> </u>	<u> </u>	<u> </u>
<u> </u>	<u> </u>	<u> </u>	<u> </u>	<u> </u>	<u> </u>	<u> </u>	<u> </u>

- A. Concessions and Businesses: Taxi Newspaper stand/coin box Pay Toilet Vending Machines
 Other: RENTY, ANTIQUE SHOP.
- B. Waiting Room Seating: describe (photo): OAK GONG BENCH Capacity 24
- C. Number of Public Phones and Locations: 2 BOOTHS OUTSIDE @ BRIDGEWOOD SIDE
- D. Indicate Visibility of approaching trains from waiting area, and direction of visibility, I.B. NONE O.B. NONE
- E. Describe visibility for surveillance for waiting rooms with and without agents: NO AGENT
- F. Is passage from the station to platforms sheltered: yes / no (photo description).
- G. Are public toilets, telephones and other station conveniences identified: yes / no
- H. Are lockers provided: yes / no; trash receptacles: yes / no, location: waiting room # 0
 platform I.B. (NY) # 0, platform O.B. # 0, pick/up areas: 0 (photos)
- I. Mailbox: yes / no ACROSS STREET @ POST OFFICE
- J. Water fountain: yes / no; location:
- K. Describe other commuter conveniences: NEWSPAPER VENDING MACHINE

OPEN SHELTER - location: I.B. (NY, H, N) O.B. (indicate on site plan or aerial; photos or sketch)
 Size Width Length Height
 Material
 Base
 Lighting
 Condition

*Label rooms on floor plan by function and numerical no. to aid cross referencing.

8 Community & Security Aspects

Station: Glen Ridge

1. Describe the setting of the station in terms of the activity in the surrounding area (land use and condition described in section 6). Describe the visibility of the station and site from surrounding areas of streets in terms of security through surveillance. Describe screening and shielding (note #6, page 4) and shadows, nooks and crannies, and other hiding places).

The station is situated in a park, running parallel to a stream, in a wooded area. The surrounding area is primarily residential, with large single-family detached houses. There is a shopping center, a post office and a high school also located in the vicinity. This station is an integral part of the formal architectural setting of the community civic and commercial center.

The station building is easily surveyed, as it is visible from the street. The platforms are in-cut and surrounded by heavy foliage and are not in view from the street. There is only one access to the platforms, which passes by an antique shop; during the day when the shop is open, the platforms can be more easily surveyed.

2. Is the station out of the "main stream" of pedestrian/vehicular activity, or is it part of the fabric of life in the community? Do non-commuters walk through the station building or use any part of the station facilities/site to shorten their path to a final destination; to shop; to conduct business such as banking (refer to #4 Station Building/Interior Space _____):

The station is out of the mainstream of pedestrian activity, however, a number of school children and bank and post office customers do use the station area to shorten their paths to their final destinations.

3. Vandalism: Graffiti - none / low / medium / high ; location:
Property damage - none / low / medium / high (describe):

4. Question the ticket agent about vandalism problems.

Only windows occasionally.



Thematic Nomination of
Operating Passenger
RR Stations in New Jersey

Glen Ridge RR Station
(Montclair Branch),
Glen Ridge Boro, Essex County

N.J. Office of Cultural and Environmental Services, 109 W. State Street,
Trenton, N.J. 08625 609-292-2023
Prepared by Heritage Studies, Inc. Princeton, N.J. 08540 609-452-1754
Survey # RR-0708-7-11

NEW JERSEY TRANSIT RAILROAD STATION SURVEY

1. IDENTIFICATION

- A. Name: Common Glen Ridge Historic (Boonton Line) Line: Hoboken Division - Boonton (Erie)
- B. Address or location: N. of Wildwood Terrace ca. 200' W. of jct. Clinton St. and Benson St., Glen Ridge, NJ County: Essex Municipality: Glen Ridge Borough Block & lot: part of: 82/9
- C. Owner's name: James Wilson Address: 46 High Street, Glen Ridge, NJ 07028
- D. Location of legal description: Recorder of Deeds, Essex County Courthouse, Raymond Boulevard, Newark, N.J.
- E. Representation in existing surveys: (give number, category, etc., as appropriate)

HABS _____ HAER _____ ELRR Improvement _____ NY&LB Improvement _____
 Plainfield Corridor _____ NR(name, if HD) _____
 NJSR (name, if HD) Glen Ridge Historic District
 NJHSI (#) _____
 Northeast Corridor _____
 Local _____ (date _____)
 Modernization Study: site plan X floor plan X aerial photo _____
 other views X photos of NR quality? X

2. EVALUATION

- A. Determination of eligibility: SHPO comment? _____ (date _____)
 NR det.? _____ (date _____)
- B. Potentially eligible for NR: yes X possible _____ no _____
 individual _____ thematic X
- C. Survey Evaluation: 170/205 points
 188

FACILITY NAME: Glen Ridge (Boonton line)

Survey # 7-11

3. DESCRIPTION--COMPLEX IN GENERAL

Describe the entire railroad complex at this site; mention all buildings and structures, with notation of which are not historic. Check items which apply and discuss in narrative:

- Moved buildings (original location, date of and reason for move)
- Any non-railroad uses in complex (military recruiting, etc.) railroad museum
- Any unusual railroad building types, such as crew quarters, etc. (specify)
- Known threats to complex or individual structures

Surroundings: urban suburban scattered buildings open space
 residential woodland agricultural industrial
 downtown commercial highway commercial other (specify)

Relationship of station grade to track grade:
 Station and track grade at same level Station at street grade, track depress
 Station spans track Track elevated above street grade, multi-level station

of tracks: 2

Pedestrian access across tracks:

- Pedestrian bridge: at street grade elevated
- Pedestrian/vehicular bridge: at street grade elevated
- Tunnel
- None provided

pedestrian grade crossing

Discuss character of vehicular and pedestrian approaches to complex; landscaping; relationship to parking. Refer to, and key with, site plan.

The Glen Ridge station, consisting of a 1½ story English cottage style station with platforms on either side of the tracks, is located on a small site in a residential area of large houses. There is a moderately-sized parking lot S. of the station, across Wildwood Terrace. Pedestrian access to the platforms is unrestricted. There is no landscaping.

Presently, the building is used as a railroad museum.

FACILITY NAME: Glen Ridge (Boonton line)

3. DESCRIPTION--PLATFORMS AND CANOPIES

- Inbound 390' gravel platform
- Outbound 398' gravel platform.
- Between tracks

Nature and extent of existing original material and alterations: roof type, material, supports; freestanding or attached to building; seating; lighting; signage; other.

A few MV lighting fixtures are located on either side of the tracks (recent). There are no canopies.

FACILITY NAME Glen Ridge (Boonton line)

RR-0708-
Survey # 7-11

4. DESCRIPTION - BUILDINGS (EXTERIOR)

Fill out separate sheet for each building at facility. Refer to, and key with, site plan. Account for original materials and finishes where different from existing.

Station x Shelter Freight House Other (specify)

General architectural description, including style, shape, roof type, # stories, # bays, orientation to track, location of entrances, etc.

The Glen Ridge station, located SW of the tracks is a stucco and half-timbered brick and wood frame block with gabled roof with broad eaves, its ridge paralleling the tracks. The SE end is gable on hip. Projecting symmetrically from the NE facade are two dormers, each with a narrow gabled roof, a modified Palladian window with easements and multi-pane windows at the corners (corner windows have been replaced with several large single panes). Beneath the eaves is a shallow rectangular projection with small-paned window walls on three sides (windows on the NW and SE have been replaced with 1/1's). SE of the projection there are a (3/3/4) door and an eight pane casement, while NW, there are a (3/3/4) door, a pair of casements, and a (3/3/3) door. Projecting from the center of the SW facade is another dormer, similar to the others, while beneath the eaves is another rectangular projection, this one nearly twice the width of the other. It contains a multi-paned modified Palladian window inscribed in a rectangular surround and flanked on the SE by an eight pane casement. NW of the projection is a (3/3/4) door and a triple casement, while to SE, another (3/3/4) door.

The NW facade contains four 8-pane casements, those in the center being paired. (Originally there was a door just SW of the paired windows.) In the gable end there are two 2/2s, although originally these also were paired casements. The SE facade contains a five part multi-paned window, inscribed in a rectangular surround, its center section distinguished by a fan light. In the gable end is a two pane window (originally a triple casement). A small rectangular corbeled brick chimney rises W. of the gable. The roofing is slate, much of it original. In the early 1970s the foundation and walls were restuccoed and the roof extensively repaired, but otherwise the exterior is largely unaltered.

FACILITY NAME Glen Ridge (Boonton line)

RR-0708-
Survey # 7-11

4. DESCRIPTION - BUILDINGS (INTERIOR)

Fill out separate sheets for each building at facility. Refer to, and key with, floor plan.

Station x Shelter _____ Freight House _____ Other _____ (specify)

General architectural description of all spaces, including original materials and finishes, if known, any remodeling, etc.

The interior of the Glen Ridge station was not accessible for inspection. However, from the exterior it appears that the original materials and finishes remain intact. Floors, walls, and ceiling are all sheathed in boards. There are three cast iron coal stoves on the first floor.

FACILITY NAME: Glen Ridge (Boonton line) Survey # 7-11 RR-0708-

5. SIGNIFICANCE OF COMPLEX (ARCHITECTURAL/HISTORICAL):

Architect Maurice B. Adams, ARIBA, London, Eng. & Edward S. Wilde, Glen Ridge, N.J. source (Glen Ridge)
 Date 1883 Source (Glen Ridge) Alteration dates 1970s Source Wilson
 Style English Cottage (Shavian derivative)
 # passenger trains/day (present) 16 in 1980 Peak (#, Yr.) 40 in 1941
No Original station on site built in 1872 (Glen Ridge) 35 in 1907.
20 in 1891

The Glen Ridge station, known as Chestnut Hill until 1895, is an example of the English Cottage style adapted to the functions of a late nineteenth century small suburban depot. Derived from the picturesque works of Richard Norman Shaw (1831-1912), this style is rare for stations in the United States. Conversely, Cottage style stations are common in England, and it can be assumed that Maurice B. Adams, an English architect, had first-hand familiarity with his sources. Renderings of the building show that the right side of the track facade was to have been distinguished by a cylindrical tower, balancing the dormer on the left. It is unknown why the tower was never built. Perhaps the reason lay in an ambiguous collaboration between Adams and Edward S. Wilde, a prominent and respected local resident who donated the land to the Erie RR, partially funded construction, and in return, presumably, was to have a major role in design development. His plans are said to have been modified by Adams (Glen Ridge pp. 32-33). In the 1970's, James Wilson, Glen Ridge, N.J. bought the building, refurbished it, and now operates a rail museum here.

FACILITY NAME: Glen Ridge (Boonton line)

-7
RR-0708-
Survey # 7-11

6. GEOGRAPHIC DATA

Verbal boundary description (if Block/Lot not available)

Boundaries are outlined on the site plan.

Acreage: less than 1/4 acre

UTM coordinates: Zone: 18/Easting: 567500/Northing: 4517160
USGS Quad Orange Scale 1:24 000

7. REFERENCES

BIBLIOGRAPHIC:

Glen Ridge - The '76 Spirit Reaches Out, Glen Ridge, NJ, Glen Ridge Bicentennial Commission, 1976.

Wilson, James, interview with Nicholas A. Tino, Jr., Glen Ridge, NJ, 13 Mar. 1981.

ICONOGRAPHIC:

plans: Glen Ridge station (Boonton line) Glen Ridge Historical Society, First Congregational Church, Glen Ridge, N.J. (copy in James Wilson collection, Glen Ridge, NJ)

photos: (2-1909) The Next Station Will Be . . . Vo. III, The Railroadians of America, 1975, n.p.
(ca. 1925) Glen Ridge, p. 32. see continuation sheet

8. PHOTO

Negative index # unknown or NJT photo # -- slide # 7-11
Date 1978 Photographer Richard Browne Assocs.
Loc. of negative NJ Transit Direction of view: Station from north

Survey # 7-11⁻⁸ RR-0708-

FACILITY NAME: Glen Ridge (Boonton line)

9. CRITERIA FOR EVALUATION

A. HISTORICAL SIGNIFICANCE

- i. Associated with important events or broad movements
in history
- | | | |
|------------|------|------|
| nationally | ____ | (30) |
| state-wide | ____ | (25) |
| locally | ____ | (20) |
- ii. Representative of significant changes in railroad history
and/or technology
- | | | |
|---------|------|------|
| rare | ____ | (30) |
| unusual | ____ | (25) |
| common | ____ | (10) |
- iii. Original station on site _____(15)
- iv. Representative of a line's standard design _____(10)
- v. Constructed prior to 1900 x (15)
- vi. Junction station _____(10)
- vii. Former long-distance service _____(10)
- viii. Other _____(10)
- ix. Less than 50 years old _____(-30)

x

B. ARCHITECTURAL SIGNIFICANCE

- i. STYLE English Cottage
- a. Example of a particular architectural style (check one)
- | | | |
|-------------|----------|------|
| Outstanding | ____ | (50) |
| Excellent | ____ | (40) |
| Very good | <u>x</u> | (30) |
| Good | ____ | (20) |
| Fair | ____ | (10) |
- b. Rare survivor of style
- | | | |
|------------|----------|------|
| nationally | <u>x</u> | (20) |
| state-wide | ____ | (15) |
| locally | ____ | (10) |
- c. As example of railroad architecture
- | | | |
|------------------|----------|-------------|
| rare | <u>x</u> | (30) in USA |
| unusual or early | ____ | (15) |

FACILITY NAME: Glen Ridge
CRITERIA CONT.

ii. ARCHITECT (check one) Maurice B. Adams

- a. building by architect important
 - nationally (25)
 - state-wide (20)
 - locally (15)

b. building designed by railroad and is known or appears to be the work of the supervising architect or engineer or chief designer (20)

c. building designed by railroad and is known or appears to be the work of the staff (5)

d. architect identified but not considered to be of special importance (5)

iii. OVERALL ARCHITECTURAL QUALITY (check one)

a. Outstanding composition, siting, or craftsmanship (40)

b. Notable composition, siting, or craftsmanship, or possessing especially picturesque or unusual exterior detailing (25) Palladian window dormers, molded board detailing

c. Possessing some detail(s) of particular interest and/or quality (15)

d. Average quality or interest (5)

iv. SPECIAL QUALITIES

a. Noteworthy overall interior design or detailing (15)

b. Some noteworthy interior detailing (5)
(interior not accessible)

c. Part of cohesive complex

- 1) station and shelter (5)
- 2) more than two buildings (10)

v. CONSTRUCTION

a. Noteworthy example of particular construction method (30)

b. Rare or early survivor of particular method (20)

c. Interesting example of method (5) half-timber

FACILITY NAME: Glen Ridge (Boonton line)

Attach copy of site plan

1 continuation sheets attached

FORM PREPARED BY: Richard Meyer

Date: August 1981

HERITAGE STUDIES, INC.
RD 4 Box 864, Mapleton Road
Princeton, N.J. 08540
609-452-1754

FACILITY NAME: Glen Ridge (Boonton line)

CRITERIA CONT.

C. CONDITIONS

i. INTEGRITY

- a. Original condition _____(40)
- b. Alterations and/or additions, beneficial _____(30)
- c. Alterations and/or additions, not detrimental _____(20)
- d. Minor detrimental alterations and/or additions, not affecting overall integrity _____(10)
- e. Detrimental alterations and/or additions, reversible at considerable expense _____(-25)
- f. Detrimental alterations and/or additions, essentially irreversible _____(-75)

walls restuccoed
roofing replaced
windows replaced

ii. PHYSICAL CONDITION

- a. Excellent _____(10)
- b. Good _____(5)
- c. Fair _____(0)
- d. Poor _____(-10)
- e. Severely deteriorated _____(-25)

iii. RELATIONSHIP TO COMMUNITY

- a. Pivotal building _____(40)
- b. Integral part of townscape _____(30)
- c. Compatible with townscape _____(20)
- d. Unrelated to townscape _____(0)
- e. Incompatible _____(-30)

iv. SUITABILITY FOR ADAPTIVE USE

- a. Excellent _____(30)
- b. Very Good _____(25)
- c. Good _____(20)
- d. Average _____(15)
- e. Possible, with difficulty _____(10)

65

TOTAL

205

HOBOKEN

PARKING LOT
CAPACITY: 46

BENYON ST.

CONC. SIDEWALK

CLINTON ST.

RESIDENTIAL

ASPH. CROSSWALK

GRAVEL PLATFORM
6' x 398'

CONC. PAD

OSBORN ST.

CONC. RET. WALL
(3'-6" HIGH)

STAR 'A'

FOREST ST.

DN

NET CONC

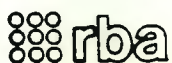
WILDWOOD TERRACE

GRAVEL & DIRT
PLATFORM AREA

RESIDENTIAL

GRAVEL PLATFORM
390' x 12'

CONC. RET. WALL
(1'-6" HIGH)



GLEN RIDGE - BENSON ST.
BOONTON LINE

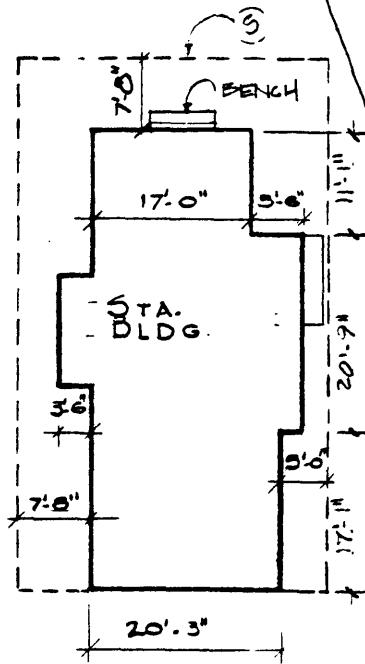
SCALE: 1/4" = 100'

DATE: NOV. 1978



WILDWOOD

TERRACE



CONC. SIDEWALK

ASPHALT CROSS WALK

R.R. TRACK

DIRT & GRAVEL PLATFORM

CONC. RET. WALL

CONC. EDGE



GLEN RIDGE - BENSON ST.
BOONTON LINE

SCALE: 1" = 20'

DATE: NOV. 1978



FACILITY NAME: Glen Ridge (Boonton line)

Survey #

RR-0708-
7-11

CONTINUATION SHEET (INCLUDE ITEM NO.)


ICONOGRAPHIC cont'd:

photos: (ca. 1917; ca. 1972) Glen Ridge Paper, 4 May 1967 and 12 Oct. 1972,
many photos and architect's renderings, Glen Ridge Historical
Society, First Congregational Church, Glen Ridge, N.J.

(n.d.) post cards, Timothy McMahon Collection, Fair Haven, N.J.



M.P.-11.9
CHESTNUT HILL station is sufficiently unusual and attractive to warrant a second view of it.



M.P.-11.9
CHESTNUT HILL was renamed GLEN RIDGE on June 15, 1910, at which time the population of the community was 3,260. The architecture of this station indicates that it also served as the home of the local agent.

SUMMARY

Station: Glen Ridge - Benson Street Line: Boonton

Index:

Field Survey Conducted December, 1978

- | | |
|----------|---|
| <u>X</u> | 1. Site Base at 1" = 100' |
| <u>X</u> | 2. Floor Plan at 1" = 20' |
| <u>X</u> | 3. Platform and Canopies |
| <u>X</u> | 4. Station Building _____ Structural _____ Mech. & Elec. |
| <u>X</u> | 5. Track Crossings and Barriers |
| <u>X</u> | 6. Parking Access and Circulation |
| <u>X</u> | 7. Information System |
| <u>X</u> | 8. Notes on Community & Security Aspects |
| <u>X</u> | 9. Record Photograph of Station _____ <u>X</u> Detailed Field Photographs |

Information File:

- | | |
|----------|---|
| <u>X</u> | Aerial Photograph at 1" = 200' |
| <u>X</u> | Station Location Plan from USGS maps or Hagstrom maps |
| <u>X</u> | Proposed Taking Lines of 900 Day Option Station Parcels |
| _____ | Summer 1970 Ground Survey of Rail Parking - NJ DOT |
| _____ | September 1974 Survey - NJ DOT (Dept. of Commuter Services) |
| _____ | Tri-State Aerial Photo Survey of Rail Parking 1970 |
| _____ | Conrail Data Survey for Station |
| <u>X</u> | TOPICS or Traffic Improvements Planned in Station Area |
| _____ | Community Renewal Plans for Station |
| _____ | Historical File for Station |
| <u>X</u> | Schedule of Trains and Buses |
| _____ | Other |

Conrail Count May 1977 - All Day (Week Day) Boarding Passengers 129

Station Ridership Category: 5 Ownership: N.J.D.O.T.

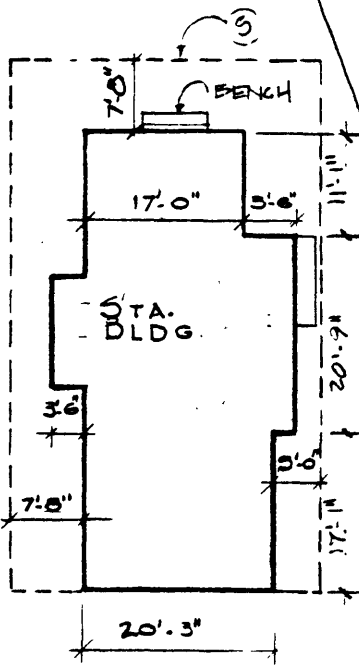
Agent: No Hrs/Days: _____

Rehabilitated (10 years or less) & Description:

The station is presently being leased by a railroad employee and is being used as his residence. There was no access to the interior of the building.

WILDWOOD

TERRACE



CONC. SIDEWALK

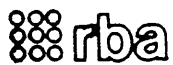
ASPHALT CROSS WALK

R.R. TRACK

DIRT & GRAVEL PLATFORM

CONC. RET. WALL

CONC. EDGE



GLEN RIDGE - BENSON ST.
BOONTON LINE

SCALE: 1" = 20'

DATE: Nov. 1978



3 PLATFORMS & CANOPIES

Station: GLEN RIDGE

NO. of TRACKS: 1 In-Bound (NY, H, N)* 1 Out-Bound By-Pass Inactive I.B. O.B.
 At Grade X In-Cut(Walls) X @ OUTB'D Cross Slope Elevated Embankment Structure
 Straight X Curved END Visibility Problem Yes No (No)
 To Board must Commuter walk on tracks: (yes) no (Ask Ticket Agent). Note other obstructions on Platform & setback f/rail:

PLATFORMS	IN-BOUND SIDE	OUT-BOUND SIDE	ISLAND BET'N TRACK
Length X Width	<u>390 X 12²</u>	<u>398 X 6⁰</u>	<u>X, NA</u>
Height Above Top of Rail	<u>FLUSH</u>	<u>FLUSH</u>	<u> </u>
Platform Material	<u>GRAVEL</u>	<u>GRAVEL</u>	<u> </u>
Edge Material	<u>CONC.</u>	<u>CONC.</u>	<u> </u>
Safety Line, Material	<u>yes/no</u>	<u>yes/no</u>	<u>yes/no</u>
Guardrail (Locate)	<u>yes/no</u>	<u>yes/no</u>	<u>yes/no</u>
In-cut/Retaining Walls	<u>1'-6" H @ OUTB'D END</u>	<u>3'-6" H @ OUTB'D END @ STAIR A</u>	<u> </u>
Lighting - Type,	<u>H. P. V.</u>	<u>H. P. V.</u>	<u> </u>
O.C., Setback f/rail	<u>100' O.C. 16°/R</u>	<u>100' O.C. 10°/R</u>	<u> </u>
Seating-Mat'l & Qty.	<u>WD. BENCH</u>	<u> </u>	<u> </u>
Stairs: (ramps used: A	<u>vert. rise</u>	<u>vert. rise</u>	<u>vert. rise</u>
yes / no) B	<u>NOVE</u>	<u>~20'</u>	<u> </u>
Locate: C	<u>width</u>	<u>width</u>	<u>width</u>
	<u> </u>	<u>6'-0"</u>	<u> </u>

CONDITION/LOCATION - (platform, lighting, stairs, guardrails, retaining walls. Note apparent poor conditions only)

PLATFORMS - BOTH ARE GRAVEL - LEVEL, BUT NEED SURFACING
 CONC. EDGE - BROKEN AWAY IN MANY PLACES - NEEDS REPLACING.
 STAIRS - HANDRAIL RUSTED, NOSINGS BROKEN & CHIPPED, WALLS CRACKED.
 RETAINING WALLS AT PLATF. EDGES OVERGROWN, BUT IN GOOD SHAPE.
 NO SAFETY LINES.

Continue on back of page _____

CANOPY/OVERHANG	IN-BOUND SIDE	OUT-BOUND SIDE	ISLAND BET'N TRACK
Length x Width	<u>X</u>	<u>X</u>	<u>X</u>
Height (Lowest)	<u> </u>	<u> </u>	<u> </u>
Setback from Rail	<u> </u>	<u> </u>	<u> </u>
Structure w/Spacing	<u> </u>	<u>X X X</u>	<u> </u>
Setback-Rail to Support	<u> </u>	<u> </u>	<u> </u>
Deck Material	<u> </u>	<u> </u>	<u> </u>
Roofing	<u> </u>	<u> </u>	<u> </u>
Shape	<u>Slope / Gable / Flat</u>	<u> </u>	<u> </u>
Drainage	<u> </u>	<u> </u>	<u> </u>
Lighting	<u> </u>	<u> </u>	<u> </u>

CONDITION (Note apparent poor conditions only):

4 STATION BUILDING X SHELTER _____

ONLY AS RESIDENCE STATION: GLENN RIDGE

In-Bound (NY, H, N) X In-Use NO; Out-Bound _____ In-Use _____; Number of Levels 2 I.B. _____ O.B. _____
 Relation of Main to Track (under, over, level) Relation of Entry to Street LEVEL I.B. _____ O.B. _____

Roof Overhang - width: 7 1/2 Location: (refer to Floor Plan X) _____

Interior and Entry Stairs, Ramps, escalators, elevators: (Note vertical rise; locate (refer to Floor Plan & label for cross-reference):
 a) width NA vertical rise _____ b) width _____ vertical rise _____
 c) width _____ vertical rise _____ d) width _____ vertical rise _____

EXTERIOR MATERIALS AND SYSTEMS:

Foundation CONC. Doors WOOD
 Base Course _____ (photo) _____ Roof Deck WOOD
 Walls PLASTER OVER BRICK Roofing SLATE
 Trim WOOD Soffit WOOD
 Windows - operable - yes / (no)
 Structural System (consultant _____) MASONRY BEARING WALLS, WOOD FRAME ROOF

Drainage BUILT IN GUTTERS - 4" LDRS

INTERIOR ROOM AND FINISH SCHEDULE: (Locate on Floor Plan)

Space*	Floor	Base	W/Cot	Walls	Ceiling	Ceiling Hgt.	Lighting
1. Waiting Room _____ S.F.			<u>NO ACCESS</u>				
2. Ticket Office							
3. Mens Toilet							
4. Womens Toilet				<u>NA</u>			

A. Concessions and Businesses: Taxi Newspaper stand/coin box _____ Pay Toilet _____ Vending Machines _____
 Other: _____

B. Waiting Room Seating: describe (photo): (UNKNOWN) Capacity _____

C. Number of Public Phones and Locations: _____

D. Indicate Visibility of approaching trains from waiting area, and direction of visibility, I.B. (UNKNOWN) O.B. _____

E. Describe visibility for surveillance for waiting rooms with and without agents: NA

F. Is passage from the station to platforms sheltered: yes / (no) (photo description _____).

G. Are public toilets, telephones and other station conveniences identified: yes / no NA

H. Are lockers provided: yes / no ; trash receptacles: yes / no , location: waiting room # NA
 platform I.B. (NY) # _____, platform O.B. # _____, pick/up areas: _____ (photos)

I. Mailbox: (yes) / no OUTSIDE @ BENSON ST.

J. Water fountain: yes / no ; location: NA

K. Describe other commuter conveniences: NA

~~OPEN SHELTER - location: I.B. (NY, H, N) _____ O.B. _____ (indicate on site plan or aerial; photos or sketch)
 Size Width _____ Length _____ Height _____
 Material _____
 Base _____
 Lighting _____
 Condition _____~~

4a STATION BUILDING X SHELTER _____

STATION: GLEU RIDGE

Record Photograph _____ 197 _____

CONDITION: *

Exterior (indicate board-up areas; locate elements being described using floor plan/photos)
(Consultant)

Foundations: UNKNOWN

Walls/Doors/Windows: PLASTER CRACKED + MISSING, TUDOR BOARDS ROTTED, BROKEN, MISSING
DOORS - POOR COND., BROKEN, OLD, NEED REPLACING - NEEDS NEW HARDWARE
WINDOWS - POOR COND., OLD, ROTTED, SOME BOARDED, NEED REPLACEMENT

Stairs: NONE

Roof/Drainage: ROOF - POOR SHAPE - SLATE SHINGLES BROKEN, MISSING, PATCHED
WITH ASPHALT SHINGLES IN PLACES.

Other: GUTTERS - POOR COND - ROTTED - HAVE LOST THEIR SLOPE.
SOPFIT - OLD, ROTTED, NEEDS REPLACING

Interior (locate elements by room; photograph poor conditions)

Walls/ Doors/Windows: NO ACCESS

Floor:

Ceiling:

Stairs:

*Note: Indicate apparent poor conditions only, not routine maintenance conditions.

Write information recommendations, i.e., suggestions for improvements on reverse side.

8 Community & Security Aspects

Station: Glen Ridge

1. Describe the setting of the station in terms of the activity in the surrounding area (land use and condition described in section 6). Describe the visibility of the station and site from surrounding areas of streets in terms of security through surveillance. Describe screening and shielding (note #5, page 4) and shadows, nooks and crannies, and other hiding places).

The station is located in a residential area. The only activity in the area is on Benson Street, which has moderate vehicular traffic and very light pedestrian traffic.

Surveillance of the station is adequate by motorized police patrol on all sides but the outbound end. Surveillance of the parking lot is adequate.

The only hiding place would be at the outbound end of the station.

2. Is the station out of the "main stream" of pedestrian/vehicular activity, or is it part of the fabric of life in the community? Do non-commuters walk through the station building or use any part of the station facilities/site to shorten their path to a final destination; to shop; to conduct business such as banking (refer to #4 Station Building/Interior Space _____):

The station is not in the main stream of pedestrian traffic, however, Benson Street is moderately travelled by vehicles. Non-commuters do not use the station or site to shorten their paths to any destinations.

3. Vandalism: Graffiti - none / low / medium / high ; location:

Property damage - none / low / medium / high (describe):

4. Question the ticket agent about vandalism problems.



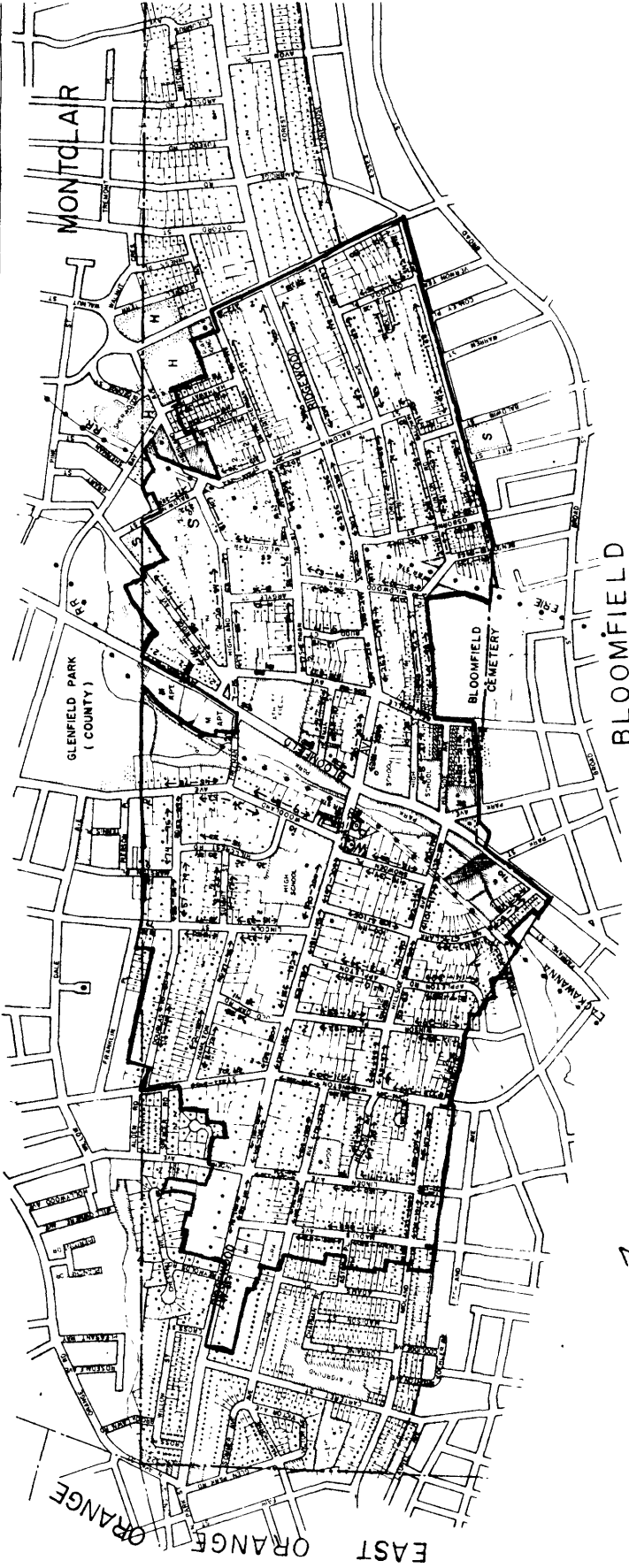
Thematic Nomination of
Operating Passenger
RR Stations in New Jersey

Glen Ridge RR Station,
(Boonton Branch), Glen
Ridge, Essex County

Glen Ridge Historic District, Glen Ridge, Essex County, NJ

— district boundaries

BOROUGH OF GLEN RIDGE • ESSEX COUNTY

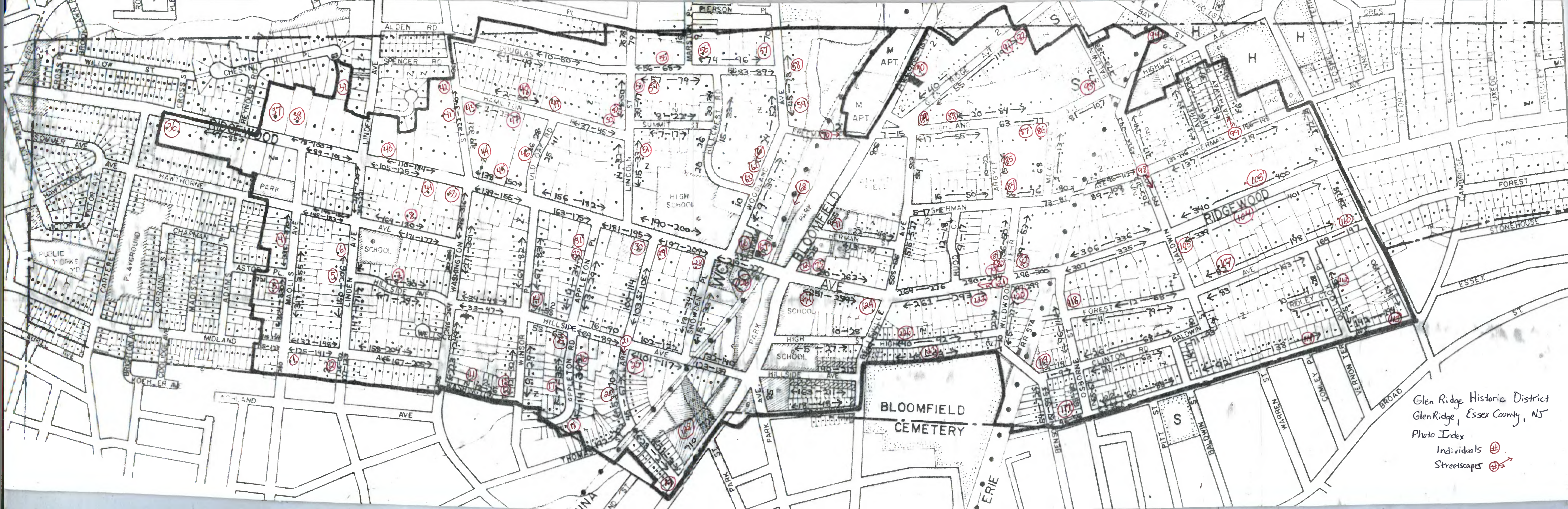


NO.	DATE	BY	APP.
1	APRIL 1972	FP	
2	MAY 1976	AFB	



PRESENT LAND USE PLAN

BOROUGH OF GLEN RIDGE



Glen Ridge Historic District
Glen Ridge, Essex County, NJ
Photo Index
Individuals (Ⓝ)
Streetscapes (➔)