

United States Department of the Interior
National Park Service

National Register of Historic Places Registration Form

This form is for use in nominating or requesting determinations of eligibility for individual properties or districts. See instructions in *How to Complete the National Register of Historic Places Form* (National Register Bulletin 16A). Complete each item by marking "x" in the appropriate box or by entering the information requested. If an item does not apply to the property being documented, enter "N/A" for "not applicable." For functions, architectural classification, materials, and areas of significance, enter only categories and subcategories from the instructions. Place additional entries and narrative items on continuation sheets (NPS Form 10-900a). Use a typewriter, word processor, or computer to complete all items.

1. Name of Property

historic name Riverton Elementary School

other names/site number _____

2. Location

street & number 12830 South Redwood Road (1700 West)

N/A not for publication

city or town Riverton

N/A vicinity

state Utah code UT county Salt Lake

code 035 zip code 84065

3. State/Federal Agency Certification

As the designated authority under the National Historic Preservation Act, as amended, I hereby certify that this nomination request for determination of eligibility meets the documentation standards for registering properties in the National Register of Historic Places and meets the procedural and professional requirements set forth in 36 CFR Part 60. In my opinion, the property meets does not meet the National Register criteria. I recommend that this property be considered significant nationally statewide locally. (See continuation sheet for additional comments.)

Wil Mat

6/25/96

Signature of certifying official/Title

Date

Utah Division of State History, Office of Historic Preservation
State or Federal agency and bureau

In my opinion, the property meets does not meet the National Register criteria. (See continuation sheet for additional comments.)

Signature of certifying official/Title

Date

State or Federal agency and bureau

4. National Park Service Certification

I hereby certify that this property is:

- entered in the National Register.
See continuation sheet.
- determined eligible for the National Register.
See continuation sheet.
- determined not eligible for the National Register.
- removed from the National Register.
- other, (explain:)

Edson H. Beall
Signature of the Keeper Date of Action 8-8-96

Entered in the
National Register.

Riverton Elementary School
Name of Property

Riverton, Salt Lake County, Utah
City, County, and State

5. Classification

Ownership of Property
(Check as many boxes as apply)

- private
- public-local
- public-State
- public-Federal

Category of Property
(Check only one box)

- building(s)
- district
- site
- structure
- object

Number of Resources within Property
(Do not include previously listed resources in the count.)

Contributing	Noncontributing	
<u>1</u>		buildings
		sites
		structures
		objects
<u>1</u>	<u>0</u>	Total

Name of related multiple property listing
(Enter "N/A" if property is not part of a multiple property listing.)

N/A

Number of contributing resources previously listed in the National Register

N/A

6. Function or Use

Historic Functions
(Enter categories from instructions)

EDUCATION/school

Current Functions
(Enter categories from instructions)

WORK IN PROGRESS

7. Description

Architectural Classification
(Enter categories from instructions)

Materials (Enter categories from instructions)

foundation CONCRETE
walls BRICK
roof ASPHALT
other _____

Narrative Description

(Describe the historic and current condition of the property on one or more continuation sheets.)

X See continuation sheet(s) for Section No. 7

Riverton Elementary School
Name of Property

Riverton, Salt Lake County, Utah
City, County, and State

8. Statement of Significance

Applicable National Register Criteria
(Mark "x" on one or more lines for the criteria qualifying the property for National Register listing.)

- A** Property is associated with events that have made a significant contribution to the broad patterns of our history.
- B** Property is associated with the lives of persons significant in our past.
- C** Property embodies the distinctive characteristics of a type, period, or method of construction, or represents the work of a master, or possesses high artistic values, or represents a significant and distinguishable entity whose components lack individual distinction.
- D** Property has yielded, or is likely to yield, information important in prehistory or history.

Criteria Considerations
(Mark "x" on all that apply.)

Property is:

- A** owned by a religious institution or used for religious purposes.
- B** removed from its original location.
- C** a birthplace or grave.
- D** a cemetery.
- E** a reconstructed building, object, or structure.
- F** a commemorative property.
- G** less than 50 years of age or achieved significance within the past 50 years.

Areas of Significance
(Enter categories from instructions)

EDUCATION
SOCIAL HISTORY

Period of Significance
1925-46

Significant Dates
1925-46

Significant Person
(Complete if Criterion B is marked above)
N/A

Cultural Affiliation
N/A

Architect/Builder
Scott & Welch (Architects, North & South Buildings)
Ashton & Evans (Architects, Gym & Kindergarten)
Berntson Bros. (Contractor, Gymnasium)

Narrative Statement of Significance
(Explain the significance of the property on one or more continuation sheets.)

X See continuation sheet(s) for Section No. 8

9. Major Bibliographical References

Bibliography
(Cite the books, articles, and other sources used in preparing this form on one or more continuation sheets.)

- Previous documentation on file (NPS):**
- preliminary determination of individual listing (36 CFR 67) has been requested
 - previously listed in the National Register
 - previously determined eligible by the National Register
 - designated a National Historic Landmark
 - recorded by Historic American Buildings Survey # _____
 - recorded by Historic American Engineering Record # _____

- Primary location of additional data:**
- State Historic Preservation Office
 - Other State agency
 - Federal agency
 - Local government
 - University
 - Other

Name of repository: _____

X See continuation sheet(s) for Section No. 9

Riverton Elementary School
Name of Property

Riverton, Salt Lake County, Utah
City, County, and State

10. Geographical Data

Acreage of property less than one acre

UTM References

(Place additional UTM references on a continuation sheet.)

A 1/2 4/2/0/4/2/0 4/4/8/5/5/0/0
Zone Easting Northing

B / / / / / / / / / / / /
Zone Easting Northing

C / / / / / / / / / / / /

D / / / / / / / / / / / /

Verbal Boundary Description

(Describe the boundaries of the property.)

Beginning 1699.5 ft S fr N 1/4 cor sec 34, T 3S, R1W, SLM; W 40.4 rds: N 528 ft: E 334.5 ft M or L to NW Cor of Wetsel Tract: S 9 rds: E 113 ft: S 25.09 ft: E 217 ft: S 354.41 ft to beg: less street.

Property Tax No. VTDI 27-34-178-005-0000

 See continuation sheet(s) for Section No. 10

Boundary Justification

(Explain why the boundaries were selected.)

The boundaries are those that were historically and continue to be associated with the building.

 See continuation sheet(s) for Section No. 10

11. Form Prepared By

name/title C. Ray Varley, Historic Architectural Consultant; Utah SHPO Staff
organization _____ date May 1996
street & number 4743 Pintail Court telephone (801)265-1166
city or town Holladay state UT zip code 84117

Additional Documentation

Submit the following items with the completed form:

- Continuation Sheets
- Maps: A USGS map (7.5 or 15 minute series) indicating the property's location.
A Sketch map for historic districts and/or properties having large acreage or numerous resources.
- Photographs: Representative black and white photographs of the property.
- Additional items (Check with the SHPO or FPO for any additional items.)

Property Owner

name Riverton City
street & number PO Box 429 telephone (801)254-0704
city or town Riverton state UT zip code 84065

Paperwork Reduction Act Statement: This information is being collected for applications to the National Register of Historic Places to nominate properties for listing or determine eligibility for listing, to list properties, and to amend existing listings. Response to this request is required to obtain a benefit in accordance with the National Historic Preservation Act, as amended (16 U.S.C. 470 *et seq.*).

Estimated Burden Statement: Public reporting burden for this form is estimated to average 18.1 hours per response including time for reviewing instructions, gathering and maintaining data, and completing and reviewing the form. Direct comments regarding this burden estimate or any aspect of this form to the Chief, Administrative Services Division, National Park Service, P.O. Box 37127, Washington, DC 20013-7127; and the Office of Management and Budget, Paperwork Reductions Projects (1024-0018), Washington, DC 20503.

United States Department of the Interior
National Park Service

National Register of Historic Places Continuation Sheet

Section No. 7 Page 1

Riverton Elementary School, Riverton, Salt Lake County, UT

Narrative Description

The Riverton Elementary School, built between 1925-30, consists of three structures connected by corridors. The South building was constructed in 1925, the North building in 1927,¹ and the Gymnasium in 1930. The styling is modest, with serviceability dominating over architectural embellishments. The three basic buildings have many similar architectural features including symmetrical facades and terra cotta coping, window surrounds and sills, ornamental pilaster, terra cotta banding above the second story windows and at the parapet edge, large steel sash windows, flat roofs, and carefully matched striated brick exterior walls. The North building incorporates distinctive Colonial Revival features such as a terra cotta keystone over the main entry and palladian-like windows at the second-story level. Both the South and North buildings have slightly raised brick quoins.

In 1958 an addition including a boiler room and toilet facility was built onto the North building, along with some interior alterations. The Kindergarten was added to the North building in 1963 and a Media/library addition was made to the South building in 1972.² The connecting passageways/corridors were constructed in such a manner that they do not affect the integrity of the historic buildings. These 1970s one-story additions are built of brick, carefully matched to the "original" three buildings. The total square footage is 48,500.

Since 1930 several alterations have been made to the interiors that did not significantly impact the integrity of the buildings. These interiors are in good condition as the structure was used as a school until late spring of 1995. The few architectural embellishments include the use of glazed brick in a soldier course for the base in the halls and corridors, and a plaster wainscoting, capped by a continuous horizontal, three-inch wide, glazed tile header. These tiles are patterned, matching somewhat, the grape-like figures on the terra cotta pilasters found on the exterior of the buildings.

The only change which resulted in altering the external integrity of the school was in 1971 when several of the large windows of the South Building were bricked in to accommodate the requirement for darkened rooms. Otherwise the school's exterior appearance remains as it was when constructed and contributes to the historic qualities of Riverton.

__ See continuation sheet

¹ From a review of "as built" blueprints for the North and South buildings, the Kindergarten and a few of the interior remodeling projects. These plans are available in the Riverton City Engineer's Office.

² Ibid.

United States Department of the Interior
National Park Service

National Register of Historic Places Continuation Sheet

Section No. 8 Page 2

Riverton Elementary School, Riverton, Salt Lake County, UT

Narrative Statement of Significance

The Riverton Elementary School, built between 1925-30, is an intact and significant example of educational architecture and represents the adaptation of schools to meet the needs associated with providing appropriately sized and wholesomely designed spaces in which children could be taught. This building is historically significant for its educational services to the community's youth and for its long association with the development of civic life in the south-west portion of Salt Lake County during the early twentieth century. Since its construction, it has been, and continues to be, used extensively as a social and civic center for the community. The Riverton Elementary School is the oldest remaining school in town and retains its historic character.

Education in Utah

Prior to 1850, parents paid tuition fees for each child enrolled in school with some assistance from the Church of Jesus Christ of Latter-day Saints (LDS) church. In 1850 the territorial government provided that when public lands were surveyed and sold, the proceeds would be turned into a fund for the support of common schools, making education free to all children in the territory. The 1880 Utah legislature passed an act creating school districts and authorized a tax for buildings. At that time LDS meetinghouses were considered legal district schools even though they were retained for religious purposes. The gentiles, or non-Mormons, did not send their children to these schools, except with rare exceptions, but they were also taxed for these schools. Legal conflicts arose and the decision of the courts stated that Mormon school trustees could not collect such taxes while the buildings stood on record as church property. Ward meetinghouses were soon transferred to school trustees.³

During the period 1862 through 1893, the number of school districts in Utah Territory grew from 76 to 342.⁴ The relative effectiveness of districts varied dramatically and often depended on the abilities of local trustees as well as teachers. Clearly students throughout the state were not being offered equal educational opportunities. Consolidation and grouping the districts by counties not only made administration more efficient but made progressive curriculum available statewide.

A further development impacting educational quality was the replacement of the Mormon school system with a free public school system after 1890, part of the accommodation reached between Mormon and federal government leaders following the abandonment of the practice of polygamy in 1890. The consolidation of districts and school facilities as well as the establishment of a tax-

³ Nobel, pp. 365-71.

⁴ Moffet, John C. The History of Public Education in Utah. Salt Lake City: Deseret News Press, 1946, pp.204-09.

United States Department of the Interior
National Park Service

National Register of Historic Places Continuation Sheet

Section No. 8 Page 3

Riverton Elementary School, Riverton, Salt Lake County, UT

supported school system had a direct impact on the educational architecture that followed. Fewer but larger schools were built.

While the first schools had been constructed of log, lumber, or adobe, followed a few years later by more substantial brick and frame buildings, it wasn't until c.1917 when the Utah legislature created the State School Buildings Commission that school plans and buildings were examined by professionals. Between 1917-18, fifty-two schools were underway but were delayed due to conditions related to World War I. This period marks a shift in the ideas surrounding the way in which school should be built. The Parowan school, a one-story structure with eleven classrooms, quarters for manual training and domestic science, principal's office, janitor's room, store room, toilet rooms, library, teachers work room, swimming pool and gymnasium, was regarded as a model of school architecture. Ventilation and health issues were also important to those in the education system during the 1910s and 1920s.⁵ These changes demonstrate the desire of the school boards to improve teacher and student conditions with the introduction of specialized rooms and healthier conditions in the 1910s and 20s.

Although education in nineteenth-century Utah was influenced by the conflict between Mormons and non-Mormons, the twentieth century saw national social, economic, and political environmental influences. For example, there was a call for more efficient management of tax money that led to demands for consolidation and centralization of schools. Utah's response to these movements during the Progressive era gained national attention and its concern for the welfare of children in and out of school was evident. In the late 1930s a national trend toward increased state funding of education helped to improve lot of teachers.⁶

Riverton

The development of Riverton after the 1860s followed state and national trends. The first school in Riverton in the 1870s was a 10 feet by 19 feet storage shed that was converted to a school and housed 12-15 pupils. In 1879 a larger 20 feet by 30 feet school/LDS warehouse was constructed of adobe. In 1888 the school became overcrowded and a 36 feet by 18 feet addition was built of brick. School funding in the 1880s came from taxes and primarily student tuition. In 1892 Riverton needed a larger schoolhouse and a two-story brick building was constructed for \$5,000. It became the center of community activity. By 1901 there were 206 children in elementary school in Riverton. Overcrowding was a major concern again in 1907. The average student-teacher ratio was larger in Riverton schools than at any other school in area. A new building for \$20,000 was built in May 1909. Additional rooms were built in 1912. Overcrowding was again a problem in 1921 and by 1925 Riverton needed additional teaching space.

⁵ Noble, Warrum, pp. 365-71.

⁶ Powell, A.K., editor. Utah History Encyclopedia. Salt Lake City: U of U Press, 1994, pp. 153-55.

United States Department of the Interior
National Park Service

National Register of Historic Places Continuation Sheet

Section No. 8 Page 4

Riverton Elementary School, Riverton, Salt Lake County, UT

The increasing Riverton population as well as the passage of a 1921 law by the Utah legislature requiring that all children younger than 18 years of age attend school, contributed to the problems associated with growth. Riverton decided to tear down the 1892 school to build a new junior high. While the junior high was being constructed, the 1908 building that was to have been remodeled, burned. Therefore a new elementary school was started at the same time the junior high was being built, in 1926. The new elementary had nine classrooms, teacher work room, two sets of boys and girls restrooms, and a boiler and steam heating radiator system. The school was described as a credit to the board of education and Jordan School District, as a "monument in the foreground of Utah's educational field," and as the latest word in modern school plants. In spite of the Great Depression a two-story gymnasium was constructed in 1930 directly west of the junior high and contained two classrooms on the second floor, with shop space and classrooms on the first. A small eating area was also built--there were no regular school cafeterias at that time--and kettles of soup were given to students and sold to faculty for ten cents a bowl. The Riverton gymnasium became the community center for sixty years.⁷ In 1931 a second-story "tunnel" was erected to connect the elementary and junior high buildings. In 1958 a new boiler room was added, along with new toilets. In 1963 two kindergarten and two first grade classrooms were added to northwest end of the elementary.⁸

Architects

The designers of the 1925-7 portion of the building were Scott and Welch, prominent Utah architects in Utah between 1915-40. Carl W. Scott was born in Minneapolis, Kansas in 1887. He was educated at the University of Utah and graduated in 1907 with a degree in mining. He was employed by Richard Kletting as a draftsman sometime before Kletting retired in 1913. In 1914, Scott formed a partnership with George W. Welch that lasted until 1940. Scott died in 1959.

George Welch was born in Denver Colorado in 1886. He was educated at Colorado College, Colorado Springs, and worked with the Denver architectural firm Illif and Welch. He came to Salt Lake City in 1912 and may have worked for Richard Kletting before his partnership with Carl Scott. Welch died in 1942.

The Scott and Welch partnership produced designs for buildings of all types, specializing in the design of schools. Examples of other schools include the Tooele Elementary School (1930), the

⁷ Bashore, Melvin L. & Scott Crump, "Riverton, The Story of a Utah Country Town", Riverton Historical Society, 1994, p.224.

⁸ Bashore, Melvin L. and Scott Crump. Riverton: The Story of a Utah County Town. Riverton: Riverton Historical Society, 1994, pp. 206-225/

United States Department of the Interior
National Park Service

National Register of Historic Places Continuation Sheet

Section No. 8 Page 5

Riverton Elementary School, Riverton, Salt Lake County, UT

Cedar City Elementary School (1937), and the Grand County School in Moab (1931), among many others. They also designed several hospitals and the Masonic Temple (1926) in Salt Lake City.⁹

Ashton & Evans were the architects for the gymnasium portion of this building. Raymond L. Evans, born in 1895 in Salt Lake City, began his architectural career in 1912 with Ware and Treganza, a prominent Utah firm during the early part of the twentieth century. In 1923 he helped form the firm of Ashton and Evans.¹⁰

Raymond J. Ashton was born in 1887 in Salt Lake City. At the age of 10, after serving as waterboy on construction jobs, he learned bricklaying. While attending the University of Utah, his summers were spent as draftsman in the chief engineer's office of the Union Pacific railroad. He attended the Ecole des Beaux Arts School of Architectural Design in Chicago, returning to Salt Lake and teaming with Francis Rutherford in 1918.¹¹

The firm of Ashton and Evans designed many education buildings, such as the field house at the University of Utah, the Holladay Grade School (1928), the Capitol Hill LDS Ward Chapel (1928), the Cedar City Hotel (1928), and several homes throughout Salt Lake City.¹²

Community Center

Community activities, Riverton City town meetings, club meetings such as the Riverton Rough Rider Club, the Riverton Lions and Lady Lions Club, the Riverton Ladies Literature Club, Cubs, Boys and Girls Scouts and the Riverton Pioneer Choir have all utilized the facilities of the school and found it to be a convenient location and a good place for both private and public events.¹³ A devastating community disaster took place in the area on December 1, 1938 when a train struck a school bus and killed 23.¹⁴ Two funeral services were held in the school's gymnasium for twelve of the accident victims.¹⁵ Throughout the late 1930's and during World War II, church services, weddings, receptions, and funerals were held in the school. Two of the Presidents of The Church of Jesus Christ of Latter-Day Saints have given civic-oriented speeches here. It is estimated that

⁹ Architect's Files, Utah State Historic Preservation Office.

¹⁰ Obituary, Salt Lake Tribune, October 2, 1963.

¹¹ "Architect Raymond J. Ashton Merits Profession Accolade," Salt Lake Tribune, November 10, 1946.

¹² Architect's Files, Utah State Historic Preservation Office.

¹³ Hicks, R. Thomas, "A History of Riverton School", Jordan School District, 1991, p. 19.

¹⁴ Deseret News, Thursday, December 1, 1938.

¹⁵ Hicks, R. Thomas, "A History of Riverton School", Jordan School District, 1991, p. 19.

United States Department of the Interior
National Park Service

National Register of Historic Places Continuation Sheet

Section No. 8 Page 6

Riverton Elementary School, Riverton, Salt Lake County, UT

20,000 students attended school at the Riverton Elementary and Junior High Schools during the 1892-1995. A great majority of those students still reside in the Riverton area.

The City of Riverton recently purchased the school and its 6-plus acres and are conducting studies to determine how the entire structure can be converted into a full community center. The building retains its integrity and contributes to the historic qualities of Riverton.

___ See continuation sheet

United States Department of the Interior
National Park Service

National Register of Historic Places Continuation Sheet

Section No. 9 Page 7

Riverton Elementary School, Riverton, Salt Lake County, UT

Bibliography

- Bashore, Melvin L. and Scott Crump. Riverton, the Story of a Utah Country Town. Salt Lake City, Utah: Publishers Press, 1994.
- Carter, Thomas and Peter Goss. Utah's Historic Architecture, 1847-1940. Salt Lake City, UT: University of Utah Graduate School of Architecture and Utah State Historical Society, 1991.
- Hicks, R. Thomas. "A History of Riverton School." An unpublished paper by Hicks, the former principal, Riverton Elementary School, Jordan School District, 1991.
- Powell, Allan Kent, Editor. Utah History Encyclopedia. Salt Lake City: University of Utah Press, 1994.
- Warrum, Noble, Editor. Utah Since Statehood. Salt Lake City: The S.J. Clarke Publishing Company, 1919.

United States Department of the Interior
National Park Service

National Register of Historic Places Continuation Sheet

Section No. PHOTOS Page 8

Riverton Elementary School, Riverton, Salt Lake County, UT

Common Label Information:

1. Riverton Elementary School
2. Riverton, Salt Lake County, Utah
3. Photographer: C. Ray Varley
4. Date: November 1995
5. Negative on file at Utah SHPO.

Photo No. 1:

6. Southeast elevation of building. Camera facing northwest.

Photo No. 2:

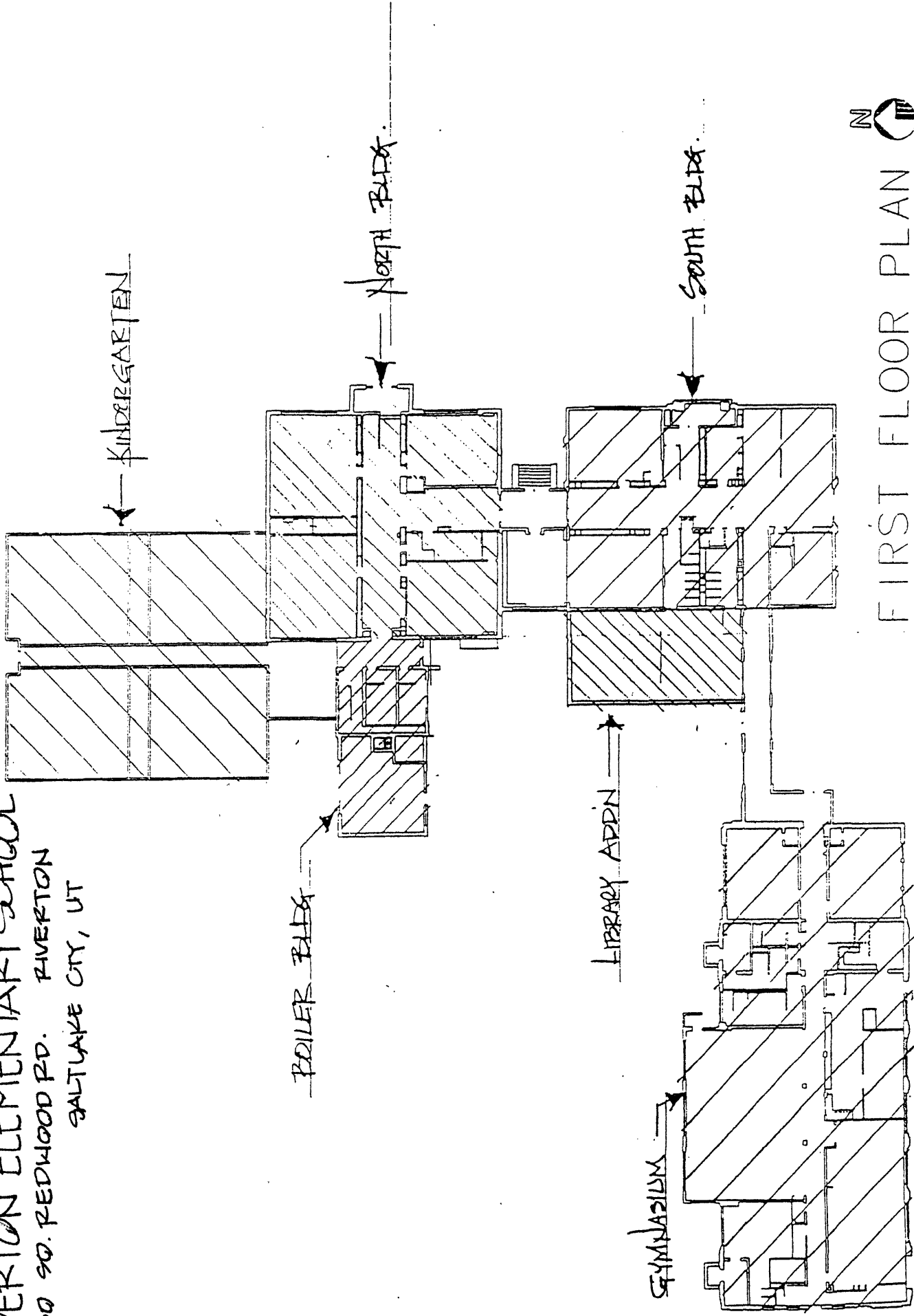
6. Southwest elevation of building. Camera facing northeast.


Photo No. 3:

6. South elevation of gymnasium. Camera facing north.

___ See continuation sheet

RIVERTON ELEMENTARY SCHOOL
12830 90. REDWOOD RD. RIVERTON
SALT LAKE CITY, UT



FIRST FLOOR PLAN 

0 10 25 50
SCALE IN FEET

12775 SOUTH

REDWOOD ROAD (1700 WEST)

PRIVATE
OWNERSHIP
PARCELS

PLAYGROUND

KINDERGARTEN

BOILER
RM.

NORTH
BLDG.

MEDIA
ADDN.

SOUTH
BLDG.

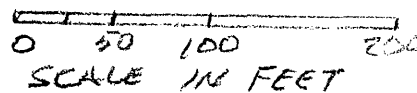
GYMNASIUM

1830 WEST

PUBLIC R.O.W.

SITE PLAN

RIVINGTON ELEMENTARY SCHOOL



12775 SOUTH
REDWOOD RD
SALT LAKE COUNTY