

United States Department of the Interior  
National Park Service

# National Register of Historic Places Continuation Sheet

\_\_\_\_\_  
Name of Property

\_\_\_\_\_  
County and State

\_\_\_\_\_  
Name of multiple property listing (if applicable)

Section number \_\_\_\_\_ Page \_\_\_\_\_

## SUPPLEMENTARY LISTING RECORD

NRIS Reference Number: 15000986

Date Listed: 1/19/2016

Property Name: Central Gulfport Historic District

County: Harrison

State: MS

-----  
This property is listed in the National Register of Historic Places in accordance with the attached nomination documentation subject to the following exceptions, exclusions, or amendments, notwithstanding the National Park Service certification included in the nomination documentation.

  
\_\_\_\_\_  
Signature of the Keeper

1-19-2016  
\_\_\_\_\_  
Date of Action

-----  
Amended Items in Nomination:

### Section 2: Location

Street and Number: Roughly bounded by 25<sup>th</sup> Avenue, 24<sup>th</sup> Street, 17<sup>th</sup> Avenue, 2<sup>nd</sup> Street and 17<sup>th</sup> Street

City or Town: Gulfport

State: Mississippi

County: Harrison

\_\_\_\_\_  
The Mississippi State Historic Preservation Office was notified of this amendment.

### **DISTRIBUTION:**

**National Register property file**

**Nominating Authority (without nomination attachment)**

946

United States Department of the Interior  
National Park Service

# National Register of Historic Places Registration Form

This form is for use in nominating or requesting determinations for individual properties and districts. See instructions in National Register Bulletin, *How to Complete the National Register of Historic Places Registration Form*. If any item does not apply to the property being documented, enter "N/A" for "not applicable." For functions, architectural classification, materials, and areas of significance, enter only categories and subcategories from the instructions.

RECEIVED 2280

DEC 04 2015

### 1. Name of Property

Historic name: \_\_\_\_\_

Other names/site number: Central Gulfport Historic District \_\_\_\_\_

Name of related multiple property listing: \_\_\_\_\_

Nat. Register of Historic Places  
National Park Service

(Enter "N/A" if property is not part of a multiple property listing)

NA \_\_\_\_\_

### 2. Location

Street & number: Roughly bounded by \_\_\_\_\_

City or town: \_\_\_\_\_ State: \_\_\_\_\_ County: \_\_\_\_\_

Not For Publication:  Vicinity:

### 3. State/Federal Agency Certification

As the designated authority under the National Historic Preservation Act, as amended,

I hereby certify that this  X  nomination \_\_\_ request for determination of eligibility meets the documentation standards for registering properties in the National Register of Historic Places and meets the procedural and professional requirements set forth in 36 CFR Part 60.

In my opinion, the property  X  meets \_\_\_ does not meet the National Register Criteria.

I recommend that this property be considered significant at the following level(s) of significance:

national   statewide  X  local

Applicable National Register Criteria:

X  A   B  X  C   D

<u> Kateri Blount Director </u>		<u> 12-1-15 </u>
Signature of certifying official/Title:		Date
_____ State or Federal agency/bureau or Tribal Government		

In my opinion, the property ___ meets ___ does not meet the National Register criteria.	
_____ Signature of commenting official: _____	
_____ Date	
Title :	State or Federal agency/bureau or Tribal Government

Central Gulfport Historic District

Harrison County  
Mississippi  
County and State

Name of Property

In my opinion, the property \_\_\_ meets \_\_\_ does not meet the National Register criteria.

---

**Signature of commenting official:** **Date**


---

**Title :** **State or Federal agency/bureau  
or Tribal Government**

**4. National Park Service Certification**

I hereby certify that this property is:

- entered in the National Register
- determined eligible for the National Register
- determined not eligible for the National Register
- removed from the National Register
- other (explain:)



Signature of the Keeper

1-19-2014

Date of Action

**5. Classification**

**Ownership of Property**

(Check as many boxes as apply.)

- Private:
- Public – Local
- Public – State
- Public – Federal

Central Gulfport Historic District

Harrison County  
Mississippi  
County and State

Name of Property \_\_\_\_\_

**Category of Property**

(Check only **one** box.)

- Building(s)
- District
- Site
- Structure
- Object

**Number of Resources within Property**

(Do not include previously listed resources in the count)

Contributing	Noncontributing	
<u>300</u>	<u>108</u>	buildings
<u>          </u>	<u>          </u>	sites
<u>          </u>	<u>          </u>	structures
<u>          </u>	<u>          </u>	objects
<u>300</u>	<u>108</u>	Total

Number of contributing resources previously listed in the National Register NA

**6. Function or Use**

**Historic Functions**

(Enter categories from instructions.)

DOMESTIC/single dwelling \_\_\_\_\_

DOMESTIC/multiple dwelling \_\_\_\_\_

DOMESTIC/secondary dwelling \_\_\_\_\_

COMMERCE/TRADE/specialty store \_\_\_\_\_

Central Gulfport Historic District

Harrison County  
Mississippi  
County and State

Name of Property

RELIGION/religious facility \_\_\_\_\_  
\_\_\_\_\_  
\_\_\_\_\_

**Current Functions**

(Enter categories from instructions.)

DOMESTIC/single dwelling \_\_\_\_\_

DOMESTIC/multiple dwelling \_\_\_\_\_

DOMESTIC/secondary dwelling \_\_\_\_\_

COMMERCE/TRADE/specialty store

COMMERCE/TRADE/business

COMMERCE/TRADE/professional \_\_\_\_\_

RELIGION/religious facility \_\_\_\_\_  
\_\_\_\_\_  
\_\_\_\_\_  
\_\_\_\_\_

---

**7. Description**

**Architectural Classification**

(Enter categories from instructions.)

OTHER/Vernacular

LATE 19<sup>th</sup> AND EARLY 20<sup>th</sup> CENTURY AMERICAN

MOVEMENTS/Craftsman

LATE 19<sup>th</sup> AND EARLY 20<sup>th</sup> CENTURY REVIVALS/Colonial Revival

LATE VICTORIAN/Queen Anne

MODERN MOVEMENT/Minimal Traditional

MODERN MOVEMENT/Ranch \_\_\_\_\_  
\_\_\_\_\_  
\_\_\_\_\_  
\_\_\_\_\_  
\_\_\_\_\_  
\_\_\_\_\_

**Materials:** (enter categories from instructions.)

Principal exterior materials of the property: WOOD, BRICK \_\_\_\_\_

Central Gulfport Historic District

Harrison County  
Mississippi  
County and State

Name of Property

### Narrative Description

(Describe the historic and current physical appearance and condition of the property. Describe contributing and noncontributing resources if applicable. Begin with a **summary paragraph** that briefly describes the general characteristics of the property, such as its location, type, style, method of construction, setting, size, and significant features. Indicate whether the property has historic integrity.)

### Summary Paragraph

The Central Gulfport Historic District is significant for its collection of buildings having a high and moderate degree of integrity reflecting construction trends in the late nineteenth century and first half of the twentieth century and the general population growth of the City of Gulfport. Because coastal areas of Mississippi including the City of Gulfport have been altered by development and multiple weather-related events, most recently Hurricane Katrina in 2005, the Central Gulfport Historic District is and an intact representation of residences and commercial buildings that follow the history and development of the city. The Gulfport Historic District is eligible for listing on the National Register of Historic Places under **Criterion A for Community Planning and Development** and **Criterion C for Architecture**. The district includes 408 resources, 300 (73.5%) of which are contributing; and 108 (26.5%) of which are noncontributing. The period of significance is 1887-1965.

### Narrative Description

The Central Gulfport Historic District comprises approximately 191 s that includes 37 blocks, whole or in part, having 408 resources. It is generally located in the south central area of Gulfport: north of U.S. Highway 90, also known as Beach Boulevard, south of 24<sup>th</sup> Street, east of 25<sup>th</sup> Avenue/U.S. Highway 49, and west of 17<sup>th</sup> and 18<sup>th</sup> Streets. Major roadways within the district are 25<sup>th</sup> Avenue/U.S. Highway 49 that has traditionally been a commercial thoroughfare, 23<sup>rd</sup> Avenue, which is a wide boulevard with central landscaped median, and 19<sup>th</sup> Street that runs from mid-block between 17<sup>th</sup> and 18<sup>th</sup> Avenues on the east to 38<sup>th</sup> Avenue on the west. Based on the original map of Gulfport, 23<sup>rd</sup> Avenue, 25<sup>th</sup> Avenue, and 19<sup>th</sup> Street were platted to be 120 feet wide, while most streets in the original town plan were 80 feet wide.<sup>1</sup> The streets in the historic district follow an orthogonal grid, with the north-south routes designated "avenues" and the east-west routes designated "streets." All the avenues and streets are named by numbers. The numbered avenues increase to the west, while the numbered streets increase to the north. The lot sizes and setbacks tend to be uniform throughout the district. While formal landscaping is minimal, many resources have mature trees and bushes.

Resources in the historic district represent a spectrum of architectural styles and types coinciding with the period of significance, 1887-1965. While much of the area south of the proposed historic district near Beach Boulevard has been lost to weather related events including

<sup>1</sup> Black, Gulfport, pages 11-12.

Central Gulfport Historic District

Harrison County  
Mississippi  
County and State

Name of Property

Hurricane Katrina in 2005, the area within the proposed historic district boundaries retains an important collection of intact architectural resources that correspond with Gulfport's pattern of growth and development.

Although the vast majority of the resources in the district are residential, there are five churches and nineteen resources built for commercial use. Additionally, many residential buildings, particularly along 23<sup>rd</sup> Avenue and 24<sup>th</sup> Avenue, now house professional offices, many of these law firms. The location provides convenient access to both the Dan Russell U.S. District Courthouse (2001-2003) and the Harrison County Courthouse (1975) (both located outside the boundaries of the district).

Important commercial resources include the Italian Renaissance building known as the Kassis-Ellis Building attributed to architect J. W. Wallis at 2200 25<sup>th</sup> Avenue/U.S. Highway 49 (Inv. 377, c. 1929) [Photo 3], and the Art Moderne commercial building at 2220 25<sup>th</sup> Avenue/U.S. Highway 49 (Inv. 381, 1947).

The religious resources are concentrated on the west side of the district, where the neighborhood transitions from mostly residences to a more commercial and institutional landscape. The rusticated cruciform church building at 1901 22<sup>nd</sup> Avenue (Inv. 253a, 1947) [Photo 34] was built by a Church of the Nazarene congregation, but now serves as the Bible Way Baptist Church. The former Gulfport Church of Christ, now the Salvation Army Worship Center at 2019 22<sup>nd</sup> Street (Inv. 304, 1959) [Photo 18] is a graceful modernist church. The Power Christian Source Center meets in the church constructed by the Gulfport Seventh Day Adventists at 2102 23<sup>rd</sup> Avenue (Inv. 330, 1959) [Photo 11]. About two blocks north of there, the Grace Memorial Baptist Church (Inv. 342, 1955/1967) [Photo 9] was designed by Gulfport architect Milton B. E. Hill. The Word of Faith congregation occupies a former commercial building at 2229 22<sup>nd</sup> Street (Inv. 311, 1980-1990) [Photo 13].

Many of the contributing residential resources in the proposed district retain a high degree of integrity. Notable houses from the late nineteenth and early twentieth century include the Free Classical style houses at 1514 19<sup>th</sup> Avenue (Inv. 48, 1898-1907), 1625 19<sup>th</sup> Avenue (Inv. 62, 1904-1906), and the two-story residence at 1815 22<sup>nd</sup> Avenue (Inv. 250, 1910-1912) [Photo 35]. Others from this time period include the L-Front cottage at 1601 19<sup>th</sup> Avenue (Inv. 51, 1899-1900), likely designed by architect Edward C. Hearon (c.1869-1936) from Hattiesburg, Mississippi, and the distinctive Queen Anne house at 1606 19<sup>th</sup> Avenue (Inv. 52, 1900-1903).<sup>2</sup>

There are also important historic resources that not only have a high degree of integrity, but represent a particular architectural style that is not common in the district. These include the Spanish Eclectic residence at 1808 2<sup>nd</sup> Street (Inv. 1A, 1928) [Photo 62] designed by the Gulfport architectural firm Shaw & Woleben. A rare Tudor Revival house, now used as an office, is found at 1822 23<sup>rd</sup> Avenue (Inv. 322, 1947-1949) [Photo 30].

<sup>2</sup> Mr. Hearon, alone and in the architectural firm E.C. Hearon & Sons, is attributed to many extant buildings in Forrest County, Mississippi, as well as Jones and Lamar Counties. This residence is the only building along the Gulf Coast identified by FEMA and attributed to Mr. Hearon.

Central Gulfport Historic District

Harrison County  
Mississippi  
County and State

Name of Property

Many residential resources were built during a period of economic and population growth in the 1920s. Examples are distributed throughout the district, but include family residences built in the Craftsman style at 1709 19<sup>th</sup> Avenue (Inv. 64, 1925), 2010 19<sup>th</sup> Avenue (Inv. 90, 1921), and 1510 20<sup>th</sup> Avenue (Inv. 113, 1921-1929). Two single-family Spanish Eclectic “cousins,” 1808 18<sup>th</sup> Avenue (Inv. 26, 1925) [Photo 62] and 1812 18<sup>th</sup> Avenue (Inv. 28, 1925) were constructed by contractor, plasterer, and cement contractor Mack Francis (1871-1951) as rental properties.<sup>3</sup>

A group of World War II era Minimal Traditional duplexes also represents the housing demand that continued in the 1940s. The houses were designed to resemble single family residences and therefore, blend well into the scale of the surrounding area. Two intact examples are 1919 20<sup>th</sup> Avenue (Inventory No. 138, 1939-1947) [Photo 42] and 2007 20<sup>th</sup> Street (Inventory No. 170, 1939-1947). Another collection of Minimal Traditional houses is located along the western side of the 1900 block of 22<sup>nd</sup> Avenue. They were designed by Gulfport City Engineer H.D. Shaw (1879-1960) and built in 1943 by J.C. McClendon, Jr., working through Acme Homes, Inc. There are four, five-room designs and two, six-room designs (Inventory Nos. 252, 254, 255, 257, 259, and 261). The houses were completed through a contract with the Federal Housing Administration.<sup>4</sup>

The post-World War II residential development in Gulfport is represented in the district by the Ranch house, seen throughout the district. Examples include 2123 20<sup>th</sup> Avenue (Inv. 158, 1950-1953) [Photo 22] and 2218 22<sup>nd</sup> Avenue (Inv. 281, 1965).

Resources are considered contributing if they were built during the Period of Significance, relate to the architectural or historical significance of the district, and retain sufficient elements of integrity to illustrate a form or style that was locally popular during the Period of Significance. Resources within the district were determined noncontributing if they were extensively altered or were constructed after the period of significance. There are 300 contributing resources and 108 non-contributing resources. The majority of the buildings deemed noncontributing were constructed after the period of significance, c. 1887-1965.

Although some of the resources in the Central Gulfport Historic District have undergone alterations, such as the use of replacement materials and additions, most retain a sufficient degree of integrity and have not been wholly compromised by these alterations. The most common changes include alterations to the historic siding, the introduction of non-historic windows, and changes to the massing, such as additions or porch alterations. The house at 2210 24<sup>th</sup> Avenue (Inventory No. 360, 1900-1910) is an example, and having undergone unsympathetic alterations

<sup>3</sup> There are a total of eight residences constructed by Mack Francis. Seven of them are located within the boundaries of Central Gulfport Historic District. The eighth is located at 1340 East Railroad Street, Gulfport in the Soria City neighborhood. According to the U.S. Census and City Directories, Mr. Francis lived at 2007/2007 ½ 25<sup>th</sup> Avenue in Gulfport by 1910 until his death in 1951. The house is no longer extant.

<sup>4</sup> *The Biloxi Daily Herald*, “War Housing Tops Gulfport Building Permits for June.” 1 Jul. 1943: page 2.



Central Gulfport Historic District

Harrison County  
Mississippi

Name of Property

County and State

including an enclosed porch, replacement windows, replacement siding, and multiple additions that make it noncontributing. These changes are typical of the noncontributing resources within the historic district.

Some noncontributing resources are new or recent construction, but mimic the style and scale of the surrounding historic resources, making them compatible with the district. They include the Neo-Bungalows at 1614 18<sup>th</sup> Avenue (Inv.13, 2007) and 1615 18<sup>th</sup> Avenue (Inv. 14, 2008). Others, while representing the desire for increased density in the neighborhood, are incompatible with the style, scale, and development pattern of the adjacent blocks and are intrusions to the historic district. These include the apartment buildings located at 2206, 2208 and 2212 21<sup>st</sup> Avenue (Inv. 209, 211, and 214, 2004). A final group of noncontributing resources represent houses that fall out of the period of significance, such as the houses at 2101 19<sup>th</sup> Avenue (Inventory No. 98, 1971) and 2211 22<sup>nd</sup> Avenue (Inventory No. 277, 1971).

Summary and Frequency of Architectural Styles in the Central Gulfport Historic District:

- Art Deco – 1 (0.25%)
- Art Moderne – 1 (0.25%)
- Colonial Revival– 8 (2%)
- Commercial Vernacular - 14 (3.4%)
- Contemporary – 4 (1%)
- Craftsman Bungalow - 61 (15%)
- Double Shotgun - 1 (0.25%)
- Folk Victorian – 11 (2.7%)
- Free Classical – 6 (1.5%)
- Italian Renaissance - 1 (0.25%)
- Late 20<sup>th</sup> Century Commercial – 1 (0.25%)
- L-Front - 15 (3.7%)
- Minimal Traditional – 63 (15.4%)
- Modern – 2 (0.5%)
- Modern Late-20<sup>th</sup> Century Commercial – 1 (0.25%)
- Neo-Bungalow – 4 (1%)
- Neo-Eclectic – 10 (2.5%)
- Neo-Eclectic Bungalow - 1 (0.25%)
- Neo Victorian – 1 (0.25%)
- Post Katrina Coastal – 1 (0.25%)
- Queen Anne - 7 (1.7%)
- Ranch – 34 (8%)
- Shotgun - 3 (1%)
- Spanish Eclectic – 6 (1.5%)
- Tudor Revival – 1 (0.25%)
- Vernacular – 106 (26%)
- Vernacular Bungalow - 45 (11%)

Central Gulfport Historic District

Harrison County  
Mississippi  
County and State

Name of Property

- Vernacular Center Hall - 1 (0.25%)

Central Gulfport Historic District  
Inventory of Resources  
Gulfport, Harrison County, Mississippi  
C=Contributing Element; NC=Non-Contributing Element

2nd Street

1a. (C) 1808 A 2nd Street 1928 Spanish Eclectic  
Shaw &  
Woleben, Arch

Two-story, frame, three-bay-wide (ww-wdw-ww), Spanish Eclectic house with side-gable roof. The partial-width, inset porch is supported by spiraled columns. Bay 2 is a 15-light entry door. Windows are single and paired 6/1 wood d-h-s and 6/1 vinyl d-h-s. Details include: terracotta tile roof, decorative wall shields, and an arched shed roof entrance on the right (east) side. The house has a pier foundation, stucco cladding, and terracotta tile roof. There is a two-story gable wing and a one-story, flat roof addition with shed roof bay at the rear (north). [Photo 62]

1b. (C) 1808 B 2<sup>nd</sup> Street 1928 Spanish Eclectic

Two-story, frame, two-bay-wide (1<sup>st</sup> floor: d; 2<sup>nd</sup> floor: dd-dd), side-gabled garage and apartment. Terracotta tile roof, stucco cladding. Doors are paired, multi-light.w

2. (C) 1824 2nd Street 1936-1939 Craftsman Bungalow

One-story, frame, three-bay-wide (w-wdw-w), Craftsman Bungalow with hipped roof. The partial-width, jerkinhead roof porch with herringbone pattern balustrade is supported by square columns. Bays 1 and 3 are openings covered by awning shutters. Bay 2 is a 6-light/1-panel entry door flanked by 2/1 wood double-hung-sash windows. Other windows are 2/1 and 3/1 wood d-h-s; some with fixed shutters. Details include exposed rafter tails, gable beams, porch cornice and pilasters. The house has concrete and brick pier foundation, novelty siding, and a 3-tab asphalt shingle roof.

3. (C) 1907 2nd Street 1939-1947 Vernacular

Two-story, frame, four-bay-wide (wing-w-w-wd), vernacular house with jerkinhead roof and gable returns. Bay 1 is a side-gable wing addition. Bay 4 has a 6-panel entry door. Windows are wood, 6/6 and 4/1 double-hung-sash and single and paired, aluminum 1/1 double-hung-sash. The house has a concrete slab foundation, vinyl siding, and a 3-tab asphalt shingle roof. There is a second floor door sheltered by a shed roof entry porch supported by square posts and corner brackets on the right (west).

4a. (NC) 1916 A 2nd Street 1939-1947 Neo-Eclectic

One-story, frame, three-bay-wide (ww-entryway-ww), Neo-Eclectic duplex with hipped roof. The partial-width, flat roof porch with skylights has a detached entryway with iron balustrade and gate. Bays 1 and 3 are hipped roof wings. Bay 2 has entry doors on the left and right (west and east) sides (obscured at time of survey). Windows are 1/1 vinyl double-hung-sash; some openings with closed shutters. The house has a pier foundation, stucco cladding, and an architectural asphalt shingle roof. There are shed roof ells on the sides/corners of the house. Alterations to the historic siding and fenestration and enclosing the porch have adversely affected the historic integrity.

4b. (NC) 1916 B 2<sup>nd</sup> Street c. 1980 Vernacular

Two-story frame side-gabled vernacular apartment building.

5. (C) 1924 2nd Street 1921-1929 Neo-Eclectic

One-story, frame, three-bay-wide (w-d-w), Neo-Eclectic house with hipped roof. Bays 1-3 are a partial-width, inset, enclosed porch with openings closed with fixed shutters. Bay 2 is a 6-panel door flanked by 3-light/1-panel

Central Gulfport Historic District

Harrison County  
Mississippi  
County and State

Name of Property

sidelights. Windows are single and paired, aluminum 6/6 double-hung-sash. The house has a pier foundation, stucco cladding, and an architectural asphalt shingle roof. There are hipped roof ells on the left and right (west and east) sides and a hipped roof wing at the rear (north)..

**3rd Street**

6. (C) 1911 3rd Street 1900-1912 Vernacular  
1.5-story, frame, two-bay-wide (ww-d), vernacular house with hipped roof. The partial-width, screened, inset porch is supported by a square post. Bay 2 has an entry door (obscured at time of survey). Windows are wood, double-hung-sash, single 1/1 and paired 3/1, and aluminum, 1/1, 4/4, and 6/6 d-h-s. The house has a brick pier foundation, clapboard, asbestos, and T-111 siding, and an architectural asphalt shingle roof.

**15th Street**

7. (C) 1918 15th Street 1912-1922 Craftsman Bungalow  
One-story, frame, three-bay-wide (w-wd-w), Craftsman Bungalow with hipped roof. The partial-width, front-gable porch with picketed balustrade is supported by tapered columns on brick pedestals. Bay 1 is a projecting window bay under the wide eaves. Bay 2 is recessed from the main elevation and has a 6-light entry door with shelf flanked by 9/1 wood double-hung-sash and a 1-light transom. Windows are wood, single 12/1 d-h-s and single and paired 9/1 d-h-s. The house has a brick pier foundation, clapboard siding, and an architectural asphalt shingle roof.

**17th Street**

8. (C) 2216 17th Street 1900 Queen Anne  
**J. Reagan Hall**  
**Family Dentistry**  
One-story, frame, two-bay-wide (www-wd), Queen Anne gable-on-hip roof house with gable dormer at the rear (north). The partial-width shed roof porch with picketed balustrade and corner brackets is supported by square posts. Bay 1 is a pedimented front-gable ell with cutaway bay. Bay 2 has a 9-light/2-panel door with 2-light transom. Windows are 6/6 vinyl double-hung-sash with faux muntins and 1-light transoms and 2-light vinyl sliding. The house has a brick pier foundation, clapboard siding, and an architectural asphalt shingle roof.

9. (C) 2218 17th Street 1900 Queen Anne  
**Salon Bleu**  
One-story, frame, two-bay-wide (www-d), Queen Anne, gable-on-hip roof house with secondary gable centered over the partial-width, shed roof porch with turned balustrade and frieze supported by turned posts. Bay 1 is a pedimented front-gable ell with cutaway bay. Bay 2 is an oval light door with 1-light transom. Windows are single and paired 6/6 vinyl double-hung-sash with faux muntins and wood 1/1 and 2/2 d-h-s in the gable ends. The house has a pier foundation, clapboard and novelty siding, and pressed metal roof.

10. (C) 2222 (2220) 17th Street 1900 Queen Anne  
**Laurie Caldwell**  
**Attorney at Law**  
One-story, frame, two-bay-wide (www-d), Queen Anne gable-on-hip roof house. The partial-width, shed roof porch with picketed balustrade, turned frieze, and lace-like corner brackets is supported by turned posts. Bay 1 is a pedimented front-gable ell with cutaway bay. Bay 2 has a 15-light entry door with transom. Windows are single and paired 6/6 and 9/6 vinyl double-hung-sash with faux muntins. The house has a brick pier foundation, clapboard siding, and an architectural asphalt shingle roof. There is a shed roof addition on the left (west) and at the rear (north). [Photo 61]

Central Gulfport Historic District

Harrison County

Mississippi

County and State

Name of Property

11. (C) 2224 17th Street

1910-1912

Vernacular

**State Farm Insurance**

One-story, frame, two-bay-wide (wd-w), vernacular house with flared hip roof. The partial-width, inset porch with picketed railing is supported by square columns. Bay 1 has a 6-panel entry door with 1-light transom. Windows are 6/6 wood double-hung-sash; some with fixed shutters. The house has a pier foundation, vinyl siding, and an asphalt shingle roof. There is a partial-width, enclosed porch at the rear (north); it has a 2-light/2-panel door flanked by side-lights and 3-light transom.

**18th Avenue**

12. (C) 1607 18th Avenue

1912

Folk Victorian

One-story, frame, three-bay-wide (w-d-w), Folk Victorian house with hipped roof. The partial-width, inset porch with picketed balustrade is supported by square columns. Bay 2 is a 4-light/2-panel entry door with transom. Windows are wood, 22/1 with decorative upper sash and 1/1 vinyl double-hung-sash. Details include a wraparound entablature with cornice. The house has a concrete block pier foundation, clapboard siding, and pressed metal roof. There is a hipped roof addition on the left and rear (southwest corner).

13. (NC) 1614 18th Avenue

2007

Neo-Bungalow

One-story, three-bay-wide (w-w-d), Post-Katrina Coastal front-gable Neo-Bungalow. The full-width, inset porch is supported by square posts. Bay 3 is an entry door with oval light. Windows are single and paired 1/1 vinyl double-hung-sash. The house has a concrete slab foundation, stucco wall covering, and an asphalt shingle roof. There is a shed roof wing at the rear (east).

14. (NC) 1615 18th Avenue

2008

Neo-Bungalow

One-story, three-bay-wide (w-d-w), Post Katrina Coastal Neo-Bungalow with hipped roof. The full-width, inset porch with picketed balustrade is supported by square columns. Bay 2 is a 4-panel entry door with 2-light/1-panel sidelights and a tripartite transom. Windows are vinyl 4/2, 2/2 double-hung-sash with faux muntins and single-pane fixed; some with fixed shutters. The house has a continuous brick foundation, Hardie siding, and an architectural asphalt shingle roof. There is a hipped roof porte cochere and a hipped roof cutaway bay on the left (south) side.

15. (C) 1618 18th Avenue

1923-1925

Craftsman Bungalow

One-story, frame, three-bay-wide (ww-d-ww), Craftsman Bungalow with gable-on-hip and front-gable roofs. The partial-width, shed roof porch with picketed balustrade and spindle frieze is supported by square columns. Bay 2 is a 6-panel entry door. Bays 1-3 have a gable-on-hip roof and are inset from the main house. Windows are 9/1 and 6/1 wood double-hung-sash; some with functional shutters. The house has a concrete block pier foundation, clapboard siding, and 3-tab asphalt shingle roof. There is a shed roof addition at the rear (east). [Photo 55]

16. (NC) 1619 18th Avenue

1902-1912

Vernacular

One-story, frame, three-bay-wide (wwwd-w-w), vernacular house with a gable and hipped roof. Bay 1 is an enclosed porch with an oval light door. Bay 3 is a pedimented gable wing. Windows are single 1/1, paired and ribbon 6/6 vinyl double-hung-sash with faux muntins. The house has a brick pier and concrete block foundation, Hardie siding, and architectural asphalt shingle roof. There is a shed roof ell on the right (north) side. Alterations to the historic siding and fenestration as well as enclosing the porch adversely affect the historic integrity.

17. (C) 1622 18th Avenue

1921-1929

Vernacular Bungalow

One-story, frame, three-bay-wide (www-d-w), vernacular hipped roof Bungalow with partial-width, inset porch supported by a tapered column on a brick pedestal. Bay 2 is a 6-panel entry door. Windows are single, paired, and ribbon 9/1 wood double-hung-sash; some with fixed shutters. The house has a brick pier foundation, clapboard siding, and a 3-tab asphalt shingle roof. There is a full-width shed roof addition at the rear (east).

Central Gulfport Historic District

Harrison County  
Mississippi

Name of Property

- | Name of Property   | County and State           |
|--|----------------------------|
| <b>18. (C) 1626 18th Avenue 1940</b><br>One-story, frame, three-bay-wide (w-www-d) Minimal Traditional house with side gable roof. The partial-width, screened, inset porch with 15-light entry door on the left (south-facing) wall is supported by a square column. Bays 2 and 3 are a front-gable ell. Windows are single, paired, and tripartite 6/6 and 4/4 wood double-hung-sash. The house has a brick pier foundation, novelty siding, and a 3-tab asphalt single roof. There is a gable wing and a flat roof addition at the rear (east).   | <b>Minimal Traditional</b> |
| <b>19. (C) 1629 18th Avenue 1900-1910</b><br>1.5-story, frame, two-bay-wide (d-wdw), Free Classical house with hipped roof and hipped roof dormers with exposed rafter tails. The full-width, inset porch with decorative iron balustrade and jigsaw corner brackets is supported by tapered columns. Bay 1 is an entry door with stained glass transom. Bay 2 is a cutaway bay with entry door. Windows are single and paired wood 1/1 double-hung-sash and ribbon, 3/1 and 4/4 vinyl d-h-s; some with functional shutters. The house has a brick pier foundation, Hardie siding, and a 3-tab asphalt shingle roof. [Photo 54]                            | <b>Free Classical</b>      |
| <b>20. (C) 1630 18th Avenue 1947-1949</b><br>2.5-story, frame with brick veneer, three-bay-wide (ww-d-www), Colonial Revival house with side gable roof and rear shed roof dormer. Bays 2 and 3 are projected from the main façade and are sheltered by a hipped roof overhang at the first floor. Bay 2 is a 4-panel door and fan light. Bay 3 is a hipped roof bay window. Windows are single and paired, metal, 8-, 10-, and 12-light casement; some with fixed shutters. There are flat roof bay windows on the right (south). The house has brick cladding and a 3-tab asphalt shingle roof. There is a one-story, gable addition at the rear (east). | <b>Colonial Revival</b>    |
| <b>21. (C) 1633 18th Avenue 1927-1929</b><br>One-story, frame, three-bay-wide (w-d-ww), L-front house house with pedimented cross gables. The partial-width, shed roof porch is supported by turned posts with square bases. Bay 2 is a 2-light/2-panel entry door with 2-light transom. Bay 3 is a gable wing with 2-light/2-panel entry door and 2-light transom on the left (south) side. Windows are single and paired 2/2 wood double-hung-sash; some with functional shutters. The house has a brick pier foundation, clapboard siding, and an architectural asphalt shingle roof. [Photo 53]  | <b>L-front</b>             |
| <b>22. (NC) 1701 18th Avenue 1981</b><br>Two-story, eight-bay-wide, (d-ww-ww-d-d-ww-ww-d), Neo-Eclectic side-gable apartment building. Bays 1, 4, 5, and 8 are entry doors with entablatures; doors were obscured at time of survey. Windows are paired 4/1 vinyl double-hung-sash; some with entablatures. The building has a concrete slab foundation, brick cladding, and an asphalt shingle roof.  | <b>Neo-Eclectic</b>        |
| <b>23. (NC) 1705 18th Avenue 1981</b><br>Two-story, eight-bay-wide, (d-ww-ww-d-d-ww-ww-d), Neo-Eclectic side-gable apartment building. Bays 1, 4, 5, and 8 are entry doors; doors were obscured at time of survey. Windows are paired 4/1 vinyl double-hung-sash. The building has a concrete slab foundation, brick cladding, and an asphalt shingle roof.  | <b>Neo-Eclectic</b>        |
| <b>24. (NC) 1801 18th Avenue 1981</b><br>One-story, four-bay-wide (wdw-wdw-wdw-wdw), Neo-Eclectic apartment building with side-gable roof. Each bay is a separate unit with entry door (obscured at time of survey). Windows are 8/8 aluminum double-hung-sash. The building has a concrete slab foundation, brick cladding, and an asphalt shingle roof.  | <b>Neo-Eclectic</b>        |
| <b>25. (C) 1803 18th Avenue 1921-1929</b><br>One-story, frame, three-bay-wide (ww-ww-porch) Craftsman front-gable Bungalow. The partial-width, screened, inset porch is supported by a square corner column. Bay 3 has 1-light/2-panel entry doors with transoms on the north- and east-facing (right and main façade) sides. Windows are single and paired, 2/2 vinyl double-hung-sash. Details include: wide window trim, exposed rafter tails, and decorative knee braces. The house has a brick pier foundation, clapboard siding, and an asphalt shingle roof. There are gable and shed roof additions at the rear (west)                             | <b>Craftsman Bungalow</b>  |

Central Gulfport Historic District

Harrison County  
Mississippi

Name of Property

26. (C) 1808 18th Avenue 1925

County and State  
Spanish Eclectic  
Mack Francis, Builder

One-story, frame, three-bay-wide (ww-d-ww), Spanish Eclectic house with front-gable roof. The full-width, inset porch has rectangular and round arched openings that are enclosed. Bays 1 and 3 are enclosed porch openings with shutters and fixed single-pane, aluminum windows. Bay 2 is an enclosed round arch porch opening with a 15-light entry door and fixed shutters. Windows are single and paired 4/1 wood double-hung-sash. The house has a brick pier foundation, stucco covering, and an asphalt shingle roof.

27. (C) 1809 18th Avenue 1925-1927

Craftsman Bungalow

One-story, frame, three-bay-wide (w-d-w), Craftsman side-gable Bungalow. The partial-width, front-gable porch is supported by square and tapered square columns on brick pedestals. Bay 2 is a 4-light (vertical)/3-panel entry door. Windows are single and paired, 4/1 wood double-hung-sash. Details include: decorative knee braces, wide window and door trim, and exposed rafter tails. The house has a brick pier foundation, clapboard siding, and a pressed metal roof. There is a shed roof addition at the rear (west).

28. (C) 1812 18th Avenue 1925

Spanish Eclectic  
Mack Francis, Builder

One-story, frame, four-bay-wide (ww-d-d-ww), Spanish Eclectic house with front-gable roof. The full-width, inset porch has rectangular and round arched openings as well as a central round arch entry. Bays 2 and 3 are 15-light entry doors. Windows are single and paired 4/1 wood double-hung-sash. Details include: exposed rafter tails and a triangular gable vent. The house has a brick pier foundation, stucco cladding, and an asphalt shingle roof.

29. (NC) 1813 18th Avenue 1900-1910

Vernacular Bungalow

One-story, frame, three-bay-wide (www-d-ww), vernacular front-gable Bungalow. The partial-width, inset porch is supported by square posts. Bay 2 is a plain entry door with three staggered lights. Bay 3 is a front-gable ell. Windows are paired 6/6 vinyl double-hung-sash and wood, single and paired 1/1 d-h-s, fixed 1-light flanked by 1/1 d-h-s tripartite, and paired 4/1 d-h-s. The house has a pier foundation, vinyl siding, and an architectural asphalt shingle roof. Alterations to the historic siding and fenestration adversely affects the integrity.

30. (C) 1823 18th Avenue 1922-1925

Vernacular Bungalow

One-story, frame, two-bay-wide (w-dw), vernacular front-gable Bungalow. The partial-width, partially enclosed, front-gable screened porch with closed balustrade is supported by square posts. Bay 2 has an entry door (obscured at time of survey). Windows are wood, 2/2 double-hung-sash, ribbon 2/1 double-hung-sash, 2-light sliding, and 1/1 aluminum double-hung-sash. Details include: exposed rafter tails and decorative gable beams. The house has a pier foundation, novelty siding, and an asphalt shingle roof. There are shed roof additions at the rear (west).

31. (C) 2110 18th Avenue 1945

Craftsman Bungalow

One-story, frame, two-bay-wide (wwd-ww), Craftsman vernacular front-gable Bungalow. The full-width, inset porch is supported by square posts. Bay 2 is a 9-light/1-panel entry door. Windows are 6/6 wood double-hung-sash, 2/2 aluminum double-hung-sash, and glass block. The house has a brick pier foundation, novelty siding, and an asphalt shingle roof. There is a shed roof addition at the rear (east).

32. (C) 2112 18th Avenue 1929-1939

Craftsman Bungalow

One-story, frame, three-bay-wide (ww-d-ww), Craftsman vernacular front-gable Bungalow. The partial-width inset porch with picketed balustrade is supported by a square column. Bay 2 is 3-light/3-panel entry door. Windows are single and paired 3/1 wood double-hung-sash. There is a brick pier foundation, novelty siding, and a 3-tab asphalt shingle roof.

33. (C) 2113 18th Avenue 1949-1953

Minimal Traditional

One-story, frame, three-bay-wide (w-d-www), Minimal Traditional house with side-gable roof. The front-gable entry porch is supported by posts. Bay 2 is a 4-light/2-panel entry door. Windows are 2/2 wood double-hung-sash

Central Gulfport Historic District

Harrison County  
Mississippi

Name of Property

and tripartite (obscured at time of survey); some with fixed shutters. The house has vinyl siding, and an asphalt shingle roof (foundation obscured at time of survey).

- 34. (C) 2115 18th Avenue 1929-1931 Craftsman Bungalow**  
One-story, frame, two-bay-wide (ww-dw), Craftsman Bungalow with hipped roof. The partial-width, front-gable porch with picketed balustrade, spindle frieze, and lace-like spandrels is supported by turned posts and triple square posts on brick pedestals. Bay 2 is an entry door with wide architrave trim. Windows are single and paired 4/1 wood double-hung-sash; some with fixed shutters. The house has a brick pier foundation, novelty siding, and an asphalt shingle roof.
- 35. (C) 2117 18th Avenue 1929-1931 Vernacular Bungalow**  
One-story, two-bay-wide (ww-dw), vernacular front-gable Bungalow. The partial-width, front-gable porch with picketed railing is supported by square columns. Bay 2 has a plain entry door with diamond-motif light. Windows are single and paired 4/1 wood double-hung-sash; some with fixed shutters. The house has a pier foundation, aluminum siding, and a corrugated metal roof. There is a gable addition and a shed roof porch at the rear (west).
- 36. (NC) 2118 18th Avenue 1939-1947 Minimal Traditional**  
One-story, frame, one-bay-wide (wwdw), Minimal Traditional house with side-gable roof. The Bay is a front-gable addition with 1-light/3-panel entry door. Windows are 2/2 aluminum double-hung-sash and 1-light vinyl fixed; some with fixed shutters. The house has a brick pier foundation, asbestos siding, and an architectural asphalt shingle roof. There is a side-gable ell on the right (south) and an enclosed porch at the rear (east). An addition to the primary elevation and alteration of the historic fenestration adversely affects integrity.
- 37. (NC) 2119 18th Avenue 2005 Neo-Bungalow**  
One-story, frame, two-bay-wide (w-wwd), Neo-Bungalow house with hipped roof. The partial-width, inset porch is supported by a square post. Bay 2 has a 6-panel entry door. Windows are single and paired 6/6 vinyl double-hung-sash; some with fixed shutters. The house a concrete slab foundation, vinyl siding, and a 3-tab asphalt shingle roof.
- 38. (C) 2122 18th Avenue 1949-1950 Minimal Traditional**  
One-story, frame, two-bay-wide (wwwd-ww), Minimal; Traditional house with hipped roof. The partial-width, shed roof porch is supported by turned posts. Bay 1 has a 5-light fan light and panel door. Bay 2 is a hipped roof ell. Windows are single and paired 2/2 wood double-hung-sash and 1-light wood fixed flanked by 1-light wood fixed. Details include: close eaves and low-pitched roof. The house has a brick pier foundation, aluminum siding, and a 3-tab asphalt shingle roof. There is a shed roof addition and shed roof porch at the rear (east).

18th Street

- 39. (C) 2018 18th Street 1907-1909 Colonial Revival**  
One-story, frame, three-bay-wide (ww-d-ww), Colonial Revival house with front-gable roof and intersecting-gable wing. The partial-width, shed roof porch with picketed balustrade is supported by round columns. Bay 2 is an entry door with 1-light transom. Windows are single and paired 1/1 wood double-hung-sash; some with fixed shutters. The house has an elevated brick pier foundation, clapboard siding, and an architectural asphalt shingle roof. There are shed and flat roof additions at the rear (north).
- 40. (C) 2026 18th Street 1907-1909 Free Classical**  
1.5-story, frame, four-bay-wide (d-ww-d-w), Free Classical hipped roof house with pedimented dormers on the main façade, left (west) side and rear (north). The wraparound hipped roof porch with turned balustrade and jigsawn brackets is supported by turned posts. Bay 1 is a side gable ell with hipped roof bay on the left (west). Bay 2 is an entry door with 2-light transom. Windows are single, paired, and ribbon 1/1 wood d-h-s and 6/6 vinyl d-h-s; some with fixed shutters. The house has an elevated brick pier foundation, asbestos siding, and an asphalt shingle roof.

Central Gulfport Historic District

Harrison County

Mississippi

County and State

Name of Property

41. (C) 2100 18th Street

1925-1927

Craftsman Bungalow

**Simpson Reporting Services**

One-story, frame, three-bay-wide (www-www-dwww), Craftsman side-gable Bungalow. Bays 1 and 3 are cutaway bays; Bay 3 has a stoop and 1-light entry door. Bay 2 is an enclosed front-gable projecting porch with brick corner supports. Windows are wood, 22/1 diamond pane and 3/1 double-hung-sash, 22/1 casement, and 1-light fixed, 4-light metal casement (without glass) having two fixed panes (top and bottom), and 3-light aluminum sash. The house has a pier foundation, clapboard siding, and a 3-tab asphalt shingle roof. There is an enclosed gable porch at the rear (north). [Photo 58]

42. (C) 2108 18th Street

1939-1947

Colonial Revival

1.5-story, frame, three-bay-wide (www-d-ww), Colonial Revival vernacular house with a partial side-gable roof and a flat roof sheltering the second-story addition. The partial-width, front-gable porch is supported by square columns and pilasters. Bay 1 is a hipped roof window bay. Bay 2 is a 6-panel entry door. Windows are 6/6 and paired 3/3 wood double-hung-sash and paired 6/6 and 8/8 aluminum d-h-s; some with functional shutters. The house has a brick pier foundation, novelty siding, and an architectural asphalt shingle roof. There is a side-gable wing on the left (west).

43. (C) 2118 18th Street

1907-1912

Queen Anne

**Law Offices of Donald Rafferty**

One-story, frame, five-bay-wide (d-w-w-d-ww), Queen Anne vernacular hipped roof house. The wraparound hipped roof porch is supported by round columns. Bay 1 is a side-gable wing with entry door and transom on the south wall. Bay 4 is a 1-light/2-panel door with 1-light transom. Bay 5 is an intersecting gable that projects past the front and rear elevations. Windows are single and paired 2/2, 3/1, and 4/1 wood double-hung-sash and 2/2 aluminum d-h-s. The house has a pier foundation, clapboard siding, and an architectural asphalt shingle roof.

44. (C) 2208 18th Street

1965

Modern

**Owen Necaise Building**

One-story, frame, eight-bay-wide, Modern commercial building with flat roof. Bays 2-4 and Bays 6-8 each have an inset walkway supported by brick piers. Entry doors are solid smooth surface. Bay 5 is a central north-south breezeway flanked by Bay 4 and Bay 6. Bay 1 is a flat roof wing with entry door on the right (east-facing) wall. Windows are floor-to-ceiling fixed aluminum and glass. The building has a concrete slab foundation and brick cladding with metal coping. The roof was obscured at the time of survey.

45. (NC) 2218 18th Street

1967

Commercial Vernacular

**Irby's Answering Service**

One-story, frame, six-bay-wide (ww-d-ww-ww-d-ww), mid-20th century commercial vernacular building with front-gable roof. Bays 2 and 5 are aluminum and glass entry doors sheltered by fabric awnings. Windows are 1-light fixed aluminum. The building has a concrete slab foundation, brick cladding, and an asphalt shingle roof.

**19th Avenue**

46. (C) 1511 19th Avenue

1901

Vernacular

Two-story, frame, two-bay-wide (dd-ww), vernacular house with front-gable roof and boxed rafter tails. The full-width, inset, two-story porch with picketed balustrade and open truss gable is supported by square columns. Bay 1 is a paired 15-light French entry door with single-light transoms. There is a side-gable ell on the right (north) side. Windows are single and paired, wood, 2/2 and 6/6 d-h-s and 3-light fixed; some with fixed shutters. The house has novelty siding, a brick pier foundation and an asphalt shingle roof. There is a shed roof addition at the rear (west).



Central Gulfport Historic District

Harrison County  
Mississippi

Name of Property

47. (C) 1513 19th Avenue 1904

Folk Victorian

**Booton Construction**

One-story, frame, four-bay-wide (porch-w-www-w), Folk Victorian side gable house. There is a partial-width, hipped roof porch supported by square columns. Bay 1 is an enclosed wraparound porch. Bay 3 is a gable front wing with semi-hexagonal cutaway bay and left-facing (south) 6-panel entry door and transom. Windows are 1/1 and 2/2 wood double-hung sash. Details include decorative gable shingles and gable returns. The house has clapboard siding, a pier foundation, and architectural asphalt shingles. There is a gable addition at the rear (west).

48. (C) 1514 19th Avenue 1898-1907

Free Classical

1.5-story, frame, three-bay-wide (www-dd-w), Free Classical hipped roof house with exposed rafter tails. The partial-width, inset porch with turned balustrade is supported by tapered Ionic columns. Bay 1 is an inset cutaway bay with right (south) side entry door. Bay 2 is a paired 8-light French door. Windows are single, paired, and ribbon 1/1 wood double-hung-sash and single pane fixed. The house has a brick pier foundation, novelty siding, and architectural asphalt shingle roof. There is a saltbox gable roof dormer on the right (north) side.

49. (C) 1515 19th Avenue 1963

Ranch

One-story, frame, three-bay-wide (w-d-wall), Ranch house with multi-hip roof and wide eaves. The partial-width entry porch is supported by octagonal columns. Bay 2 is an entry door with oval light over 2-panels. Windows were obscured at time of survey by functional awning shutters. The house has a concrete slab foundation, T-111 siding, and an architectural asphalt shingle roof.

50a. (NC) 1516 A 19th Avenue 1900

Vernacular

Two-story, frame, two-bay-wide (ww-d), vernacular apartment house with hipped roof. Bay 2 is a projected shed roof entry with oval light door. Windows are single and paired 1/1 aluminum double-hung-sash; some with fixed shutters. The house has a pier foundation, vinyl cladding, and a 3-tab asphalt shingle roof. There is a two-story, shed roof porch on the right (north) side with picketed balustrade and square support posts. The rear section of the building has a shed roof.

50b. (NC) 1516 B 19th Avenue 1980

Vernacular

Two-story, frame, two-bay vernacular apartment building with vinyl siding and asphalt-shingle roof. Single-leaf metal door with oval light on ground floor offset to the east. Second floor w-ww, composed of faux 6/6 metal windows.

51. (C) 1601 19th Avenue 1899-1900

L-front

Edward C. Hearon, arch  
(attributed)

One-story, frame, three-bay-wide (ww-d-ww), L-front house with hipped roof and side-gable wing. The partial-width, shed roof porch with arched openings and picketed balustrade is supported by square posts. Bay 2 is a 7-panel door with round arch light and filled transom. Bay 3 is a front-gable ell. Windows are single, paired, and ribbon 1/1 wood double-hung-sash, 12-light octagonal, and glass block. Details include decorative shingles in the gable ends. The house has a brick pier foundation, clapboard siding, and an architectural asphalt shingle roof. Alterations to the historic siding, fenestration and porch

52. (C) 1606 19th Avenue 1900-1903

Queen Anne

One-story, frame, three-bay-wide (w-wdw-w), Queen Anne, T-front house with intersecting gable roof. The full-width, wraparound, hipped roof porch with spindlework frieze is supported by turned columns. Bays 1 and 3 are shuttered openings. Bay 2 is a cutaway bay with 6-panel door and transom. Windows are 1/1 wood d-h-s and 6/6 vinyl d-h-s with faux muntins. The house has a concrete block pier foundation, novelty siding, and an asphalt shingle roof.

Central Gulfport Historic District

Harrison County  
Mississippi  
County and State

Name of Property

53. (C) 1607 19th Avenue 1903 L-Front  
One-story, frame, three-bay-wide (w-d-w), vernacular L-front house with intersecting gable roof. The full-width, wraparound, hipped roof, screened porch is supported by square columns. Bay 2 is an angled wall with entry door. Windows are single and paired 1/1 and 6/6 vinyl double-hung-sash. The house has a brick pier foundation, aluminum siding, and an architectural asphalt shingle roof. The house has a gable wing at the rear (west).
54. (C) 1608 19th Avenue 1964 Vernacular  
Two-story, frame, two-bay-wide (w-d), vernacular house with hipped roof. Bay 2 is a 6-panel entry door. Windows are single and paired 2/2 wood and aluminum double-hung-sash. The house has a concrete slab foundation, brick cladding, and asphalt shingle roof. There is a hip roof carport with decorative iron supports on the front (west) and a shed roof porch supported by square posts at the rear (east).
55. (NC) 1609 19th Avenue 1995 Neo-Eclectic  
One-story, four-bay-wide (w-dw-wd-w), Neo-Eclectic duplex with gable-on-hip roof. The partial-width, inset porch is supported by square columns. Bays 2 and 3 have 4-panel doors with fanlights. Windows are 4/4 and 6/6 vinyl double-hung-sash with faux muntins. The house has a concrete slab foundation, brick cladding with vinyl siding on the gable ends, and a 3-tab asphalt shingle roof.
56. (C) 1610 19th Avenue 1907 L-front  
One-story, frame, three-bay-wide (ww-d-dd), L-front vernacular house with hipped roof. The partial width, shed roof porch is supported by square columns. Bay 1 is a pedimented gable ell with triangular vent. Bay 2 is an entry door (obscured at time of survey). Bay 3 is a pedimented gable ell with triangular vent and paired 8-panel doors with single lights. Windows are paired 2/2 wood and aluminum double-hung-sash. The house has a brick pier foundation, aluminum siding, and a 3-tab asphalt shingle roof.
57. (C) 1611 19th Avenue 1928 Vernacular  
Two-story, frame, two-bay-wide (d-wall), vernacular apartment house with hipped roof. The partial-width, flat roof porch with second floor deck and picketed balustrade is supported by round columns. Bay 1 is a 15-light entry door flanked by 5-light sidelights and emphasized by cornice with dentil molding and fluted pilasters. Windows are single, paired, and ribbon 6/6 and 9/6 vinyl double-hung-sash with faux muntins. The house has a pier foundation, Hardie siding, and an architectural asphalt shingle roof.
58. (C) 1612 19th Avenue 1921-1929 Craftsman Bungalow  
One-story, frame, three-bay-wide (w-d-w), Craftsman vernacular front-gable Bungalow. The partial-width, gable roof screened porch is supported by tapered columns on brick pedestals. Bay 2 is an entry door (obscured at the time of survey). Windows are 15/1 and 6/1 wood double-hung-sash; some with fixed shutters. The house has a pier foundation, vinyl siding, and a pressed metal roof. There is a side-gable ell on the left (north) and a gable wing at the rear (east).
59. (NC) 1615 19th Avenue 2004 Neo-Victorian  
1.5-story, four-bay-wide (w-w-d-ww), Neo-Victorian house with hipped roof. The partial-width, flat roof porch with picketed balustrade is supported by square columns. Bay 3 is a 6-light/2-panel door. Bay 4 is a front-gable, pedimented ell. Windows are 1/1 vinyl double-hung-sash; some with entablatures. The house has a concrete pier foundation, Hardie siding, and an architectural asphalt shingle roof. There are cross cut gables on the left and right (north and south) sides.
60. (C) 1620 19th Avenue 1940 Colonial Revival  
Two-story, frame, six-bay-wide (w-d-w-w-w-w), Colonial Revival house with side gable roof and gable returns. The partial width, hipped roof porch with picketed balustrade is supported by square posts and has a trellis on the left (north) side. Bay 2 is a 1-light entry door flanked by 1-light sidelights. Bays 3-6 are paired, 7-light, round arch

Central Gulfport Historic District

Harrison County  
Mississippi

Name of Property

County and State

doors. Windows are single, paired, and ribbon wood 6/6 d-h-s, vinyl 6/6 d-h-s, 24-light, and 1-light fixed; some with fixed shutters. The house has clapboard and novelty siding and an asphalt shingle roof (foundation not visible).

**61. (C) 1621 19th Avenue 1921-1929 Craftsman Bungalow**

One-story, frame, two-bay-wide (w-wdw), Craftsman Vernacular front-gable Bungalow. The partial-width, front-gable porch is supported by square columns. The partial-width flat roof porch with decorative rafter tails is supported by square columns. Bay 2 is an oval light/2-panel entry door flanked by 4/1 wood double-hung-sash windows. Windows are single and paired 4/1 wood double-hung-sash. The house has a brick pier foundation, clapboard siding, and an asphalt shingle roof. There is a shed roof addition at the rear (west). [Photo 51]

**62. (C) 1625 19th Avenue 1904-1906 Free Classical**

1.5-story, frame, five-bay-wide (www-w-d-w-w), Free Classical house with side gable roof. The full-width, wraparound, shed roof porch with curved end is supported by Doric columns. Bay 1 is a cutaway bay. Bays 2 and 3 are entry doors with transoms; doors were obscured at time of survey. Windows are louvered glass, 1/1 aluminum d-h-s, 1/1 wood d-h-s, 6/6 and 4/4 vinyl d-h-s with faux muntins, and 1-light wood fixed. The house has a brick pier foundation, clapboard siding, and 3-tab asphalt shingle roof.

**63. (C) 1703-1705 19th Avenue 1937-1947 Double Shotgun**

One-story, frame, two-bay-wide (wd-dw), vernacular double Shotgun house with front-gable roof. There are mirrored gable entry porches supported by knee braces. Entries are 6-panel doors. Windows are 1/1 vinyl double-hung-sash and 2/2 wood double-hung-sash. Craftsman details include: exposed rafter tails and knee braces. The house has a brick pier foundation, asbestos siding, and an architectural asphalt shingle roof.

**64. (C) 1709 19th Avenue 1925 Craftsman Bungalow**

One-story, frame, three-bay-wide (ww-d-ww), Craftsman vernacular front-gable Bungalow. The partial-width, partially enclosed, gable-front screened porch with solid brick balustrade is supported by square posts. Bay 2 is an entry door; obscured at time of survey. Windows are single and paired 9/1 and 6/1 wood double-hung-sash. Details include: gable beams and exposed rafter tails. The house has a brick pier foundation, clapboard siding, and a 3-tab asphalt shingle roof. There is a shed roof ell on the left (south) side.

**65. (NC) 1713 19th Avenue 1980 Ranch**

One-story, frame, three-bay-wide (dww-w-dww), Ranch house with hipped roof. The full-width, inset porch is supported by square posts. Bays 1 and 3 have 6-panel entry doors. Windows are single and paired, 9/6 aluminum double-hung-sash. Details include: wide eaves and a brick soldier course accent. The house has a concrete slab foundation, brick and clapboard siding, and an architectural asphalt shingle roof. There is a shed roof porch on the left (south) side.

**66. (C) 1716 19th Avenue 1929-1930 Craftsman Bungalow**

One-story, frame, two-bay-wide (wwd-ww), Craftsman front-gable Bungalow. The partial-width, partially inset, front-gable porch is supported by Tuscan columns. Bay 1 has an entry door (obscured at time of survey). Windows are single, paired, and ribbon 8/1, 12/1, and 3/1 wood double-hung-sash. Details include: decorative gable beams and exposed rafter tails. The house has a brick pier foundation, clapboard siding, and a pressed metal roof. There are side-gable ells on the left and right (north and south) and a hipped/flat roof addition on the right (south) elevation.

**67. (C) 1800 19th Avenue 1926 Spanish Eclectic  
Mack Francis, Builder**

One-story, frame, two-bay-wide (wwdww-ww), Spanish Eclectic with jerkinhead roof. Bay 1 is a partial-width, enclosed, porch with arched opening filled by a 15-light door and 1/2 aluminum sidelights. Windows are paired, wood, 4/1 double-hung-sash, 4-light fixed, and aluminum single arched and ribbon fixed. Details include: decorative exposed rafter tails, decorative knee braces and chimney cap. The house has a brick pier foundation, stucco cladding, and an asphalt shingle roof.

Central Gulfport Historic District

Harrison County  
Mississippi  
County and State

Name of Property

**68. (C) 1801 19th Avenue 1905-1907 Vernacular**  
One-story, frame, four-bay-wide (w-wd-dw-w), vernacular hipped roof house. The partial-width, flat roof entry porch is held by decorative iron supports. Bay 2 has a 15-light entry door. Bay 3 has a shuttered door opening. Windows are 6/6 vinyl double-hung-sash, 2/2 wood double-hung-sash, and 1-light wood fixed. The house has a pier foundation, clapboard siding, and an architectural asphalt shingle roof. There is a full-width, hipped roof addition on the current main elevation and a hipped roof wing at the rear (west).

**69. (C) 1804 19th Avenue 1926 Spanish Eclectic Mack Francis, Builder**  
One-story, frame, two-bay-wide (d-ww), Spanish Eclectic with jerkinhead roof. The partial-width, inset porch with arched entrance and openings is supported by a stucco pier. Bay 1 is a 15-light entry door flanked by 10-light sidelights. Bay 2 has a 1-light/2-panel entry door on the left (north) side. Windows are paired 3/1 and 4/1 wood double-hung-sash, and single 4-light fixed. Details include: decorative exposed rafter tails, knee braces and chimney cap. The house has a brick pier foundation, stucco cladding, and an asphalt shingle roof. [Photo 50]

**70. (C) 1805 19th Avenue 1950-1953 Minimal Traditional**  
One-story, frame, three-bay-wide (wd-w-w), Minimal Traditional house with side-gable roof. The partial-width, hipped roof entry porch has decorative iron supports. Bay 1 has an entry door with three stepped lights. Windows are 2/2 aluminum double-hung-sash. Details include: close eaves, plain cornice, corner windows, and wide window and door trim. The house has a concrete slab foundation, asbestos siding, and an architectural asphalt shingle roof. There is a one-car, attached garage on the left (south) with a shed roof addition at the rear (west).

**71. (C) 1809 19th Avenue 1922-1925 Vernacular**  
One-story, frame, three-bay-wide (www-d-www), vernacular house with wide eaves and side-gable roof. Bay 2 is an entry door (obscured at time of survey) sheltered by an arched eave. Windows are single, paired, and ribbon 4/1 wood double-hung-sash. The house has a continuous brick foundation, vinyl siding, and an asphalt shingle roof.

**72. (NC) 1815 19th Avenue 1921-1929 Vernacular Bungalow**  
One-story, frame, two-bay-wide (ww-wdww), vernacular Bungalow with hipped roof. Bay 2 is a partial-width, enclosed, inset porch supported by a corner pier and has a 15-light entry door and fixed 1-light windows. Windows are single and paired 4/1 wood double-hung-sash, wood 4-light fixed and aluminum, paired 2/2 and single 6/6 double-hung-sash. Details include: brick chimney, wide eaves and window trim. The house has a concrete pier foundation, stucco cladding and an asphalt shingle roof. Alterations to the porch and the historic fenestration adversely affect the integrity.

**73. (NC) 1816 19th Avenue 1900-1910 Vernacular**  
One-story, frame, two-bay-wide (ww-dww), vernacular house with pyramidal roof. The partial-width, partially enclosed, inset porch is supported by round columns with jigsawn brackets. Bay 1 has an entry door on the right (south) side (obscured at time of survey). Bay 2 has a 9-light entry door. Windows are 2/2 aluminum double-hung-sash; some with oversized, fixed shutters. The house has a pier foundation, vinyl siding, and brick cladding on the main elevation, and an asphalt shingle roof. There are shed and gable roof additions at the rear (east). Alterations to the historic siding and fenestration adversely affect the historic integrity.

**74. (NC) 1817 19th Avenue 1900-1912 Vernacular**  
One-story, frame, two-bay-wide (ww-ww), vernacular house with front-gable roof. Bays 1 and 2 are a full-width, enclosed, front-gable porch with brick skirting and entry doors on the left (south) and right (north) (doors obscured at time of survey). The right side entry door has a shed roof entry porch supported by square posts. Windows are single and paired, 2/2 aluminum double-hung-sash and 6/6 wood double-hung-sash; some with fixed shutters. The house has a pier foundation, clapboard siding, and an asphalt shingle roof. Alterations to the porch and historic fenestration adversely affect the historic integrity.

Central Gulfport Historic District

Harrison County  
Mississippi  
County and State

Name of Property

- 75. (C) 1820 19th Avenue 1900-1910 Queen Anne**  
One-story, frame, four-bay-wide (d-w-d-w), Queen Anne vernacular multi-hipped roof house. The partial-width, wraparound, screened, hipped roof porch is supported by square columns and has a pedimented gable entrance. Bay 1 is a side-gable wing with door and 1-light transom and side cutaway bay. Bay 2 is a 1-light/4-panel door with 1-light transom. Bay 4 is a front-gable ell. Windows are double-hung-sash, 1/1 aluminum, paired 6/6 vinyl with faux muntins, and paired 3/1 wood. The house has a brick pier foundation, vinyl siding, and architectural asphalt shingle roof.
- 76. (NC) 1821 19th Avenue 1921-1929 Vernacular Bungalow**  
One-story, frame, two-bay-wide (w-dw), vernacular front-gable Bungalow. The partial-width, front-gable porch with picketed balustrade is supported by square posts. Bay 2 has a 6-panel door with 4-light fan. Windows are wood 4-square and 4-rectangular lights/1 double-hung-sash. The house has a concrete block pier foundation, board and batten siding, and a 3-tab asphalt shingle roof. There are gable and shed roof additions at the rear (west). Alteration to the historic siding adversely affects the integrity.
- 77a. (C) 1900 A 19th Avenue 1955 Minimal Traditional**  
One-story, frame, four-bay-wide (wwwd-ww-ww-porch), Minimal Traditional house with intersecting front-gable and hipped roof. The partial-width, inset porch has a decorative iron support. Bay 1 has a panel door with 4-light fan light. Bay 4 is an enclosed side-gable porch. Windows are aluminum, single and paired 2/2 double-hung-sash and tripartite; some with fixed shutters. The house has a pier foundation, vinyl siding, and a 3-tab asphalt shingle roof. There is a gable wing on the left and rear (northeast) corner and a shed roof entry porch at the rear (east).
- 77b. (NC) 1900 B 19<sup>th</sup> Avenue c. 1980 Vernacular**  
One-story, frame, three-bay-wide (d-w-w) side-gable residence. Asphalt shingle roof, vinyl siding.
- 78. (C) 1909 19th Avenue 1939-1947 Vernacular Bungalow**  
One-story, concrete block, two-bay-wide (wwd-ww), vernacular Bungalow with gable-on-hip roof. The partial-width, screened, inset porch is supported by a square post. Bay 1 has a panel entry door. Windows are single and paired, 1/1 wood and 1/1 vinyl; some with fixed shutters. The house has a concrete slab foundation, vinyl siding, and a 3-tab asphalt shingle roof. There is a gable addition and a gable carport with decorative iron supports at the rear (west).
- 79. (NC) 1910 19th Avenue 1925-1927 Craftsman Bungalow**  
One-story, frame, one-bay-wide, Craftsman vernacular front-gable Bungalow. The partial-width, enclosed, hipped roof porch is supported by tapered columns on brick pedestals. It has an entry door on the right side. Windows are 6/6 vinyl double-hung-sash and multi-light aluminum sliding. Details include: wide eaves and a brick chimney. The house has a pier foundation, brick cladding, and a 3-tab asphalt shingle roof. There are side-gable ells on the left and right (north and south) and a hipped roof addition at the rear (east). Alterations to the historic siding and fenestration and the porch enclosure, which alters the massing, and adversely affects the integrity.
- 80. (NC) 1911 19th Avenue 1912-1922 Vernacular**  
One-story, frame, two-bay-wide (ww-d), vernacular house with broken slope hipped roof. The partial-width, shed roof porch with picketed balustrade is supported by square posts. Bays 1 and 2 are an enclosed wraparound porch. Bay 2 has a 6-panel entry door. Windows are single and paired, vinyl 1/1 double-hung-sash; some with fixed shutters and corrugated metal awnings. The house has a continuous concrete foundation, vinyl siding, and a 3-tab asphalt shingle roof. There is a flat roof addition at the rear (west). Alterations to the historic siding and fenestration and to the porch adversely affect the historic integrity.
- 81. (NC) 1913 19th Avenue 1912-1921 Shotgun**  
One-story, frame, two-bay-wide (ww-porch), vernacular L-galleried Shotgun with hipped roof. The inset porch is supported by square posts and wraps around the right (north) side. Bay 1 has an entry door on the right (north-facing) wall; the door was obscured at the time of survey. Windows are 6/6 vinyl double-hung-sash; some with fixed

Central Gulfport Historic District

Harrison County  
Mississippi

Name of Property

County and State

shutters. The house has a pier foundation, vinyl siding, and a 3-tab asphalt shingle roof. There is a shed roof addition at the rear (west). Alterations to the historic siding and fenestration and alterations to the porch adversely affect the integrity.

- 82. (C) 1914 19th Avenue 1955 Ranch**  
One-story, frame, two-bay-wide (w-dwww), Ranch house with hipped roof. Bay 1 is a hipped roof wing. Bay 2 has an entry door (obscured at time of survey). Windows are 6/6 vinyl double-hung-sash and 1-light fixed flanked by 2/2 wood double-hung-sash tripartite. Details include: wide eaves and cornice. The house has a pier foundation, vinyl siding, and 3-tab asphalt shingle roof. There are hipped roof and shed roof additions at the rear (east).
- 83. (C) 1916 19th Avenue 1902-1912 Vernacular Bungalow**  
One-story, frame, two-bay-wide (w-d), vernacular front-gable bungalow. The partially enclosed, wraparound porch with partial hipped roof porch is supported by turned posts with jigsaw brackets. Bay 2 is a 6-light/2-panel entry door. Windows are 6/6 wood double-hung-sash and 6/6 vinyl d-h-s with faux muntins. The house has a brick pier foundation, vinyl siding, and architectural asphalt shingles. There is a side-gable wing and shed roof addition at the rear (east).
- 84. (C) 1917 19th Avenue 1936-1939 Vernacular Bungalow**  
One-story, frame, two-bay-wide (wd-w), vernacular front-gable bungalow. The partial-width, front-gable porch with picketed balustrade is supported by turned columns with jigsaw brackets. Bay 2 has an entry door (obscured at time of survey). Windows are single and paired 6/6 vinyl double-hung-sash windows; some with fixed shutters. The house has a brick pier foundation, vinyl siding, and a 3-tab asphalt shingle roof.
- 85. (C) 1918 19th Avenue 1902-1912 Vernacular bungalow**  
One-story, frame, two-bay-wide (w-d), vernacular front-gable bungalow. The partially enclosed, wraparound, partial-hip-roof porch is supported by turned posts. Bay 2 is 6-panel entry door. Windows are 6/6 and 12/12 vinyl double-hung-sash with faux muntins; some with fixed shutters. Details include: decorative gable shingles and verge board. The house has a brick pier foundation, clapboard siding, and an architectural asphalt shingle roof. There is a side-gable wing and shed roof addition at the rear (east).
- 86. (C) 1922 19th Avenue 1939-1947 Craftsman Bungalow**  
One-story, frame, two-bay-wide (w-dw), Craftsman vernacular front-gable Bungalow. The partial-width, front-gable porch with picketed balustrade is supported by square tapered columns on brick pedestals. Bay 2 has an entry door (obscured at time of survey). Windows are 3/1 aluminum double-hung-sash with faux muntins. Details include: wide window and door architrave trim and exposed rafter tails. The house has a brick pier foundation, novelty siding, and an asphalt shingle roof. There is a shed roof porch at the rear (east).
- 87. (C) 1923 19th Avenue 1941 Craftsman Bungalow**  
One-story, frame, three-bay-wide (ww-d-w), Craftsman vernacular front-gable bungalow. The partial-width, partially inset, front-gable porch is supported by square posts. Bay 2 has an oval light/2-panel entry door. Windows are single and paired, 3/1 vinyl double-hung-sash, 1-light fixed, and 2/2 aluminum double-hung-sash. The house has a brick pier foundation, novelty siding, and a pressed metal roof. There is a gable screened porch at the rear (west).
- 88. (C) 2001 19th Avenue 1927-1929 Craftsman Bungalow**  
One-story, frame, two-bay-wide (ww-dw), Craftsman vernacular front-gable Bungalow. The partial-width, front-gable porch with turned balustrade is supported by rectangular columns faced with clapboard siding. Bay 2 has an entry door (obscured at time of survey). Windows are single and paired 4/1 wood double-hung-sash and 6/6 vinyl double-hung-sash. The house has a brick pier foundation, clapboard siding, and an architectural asphalt shingle roof. There is a shed roof carport on the left (north) side and an addition at the rear (west).

Central Gulfport Historic District

Harrison County  
Mississippi  
County and State

Name of Property

- 89. (C) 2002 19th Avenue 1921-1929 Craftsman Bungalow**  
One-story, frame, two-bay-wide (wd-w), Craftsman vernacular front-gable Bungalow. The partial-width, front-gable porch with closed balustrade is supported by tapered square columns on stucco-faced brick pedestals. Bay 2 is a 4-panel door with flower-motif fan-shaped light. Windows are 2/2 aluminum double-hung-sash. The house has a pier foundation, vinyl siding, and a 3-tab asphalt shingle roof. There is an enclosed porch at the rear (south east corner).
- 90. (C) 2005 19th Avenue 1951 Vernacular**  
1.5-story, frame, three-bay-wide (ww-d-ww), vernacular side-gable house with shed roof dormer. The partial-width, front-gable entry porch has decorative iron railing and supports. Bay 2 has a 1-light door. Windows are single and paired, 2/2 aluminum double-hung-sash and paired 3-light aluminum awning. The house has a continuous concrete foundation, asbestos siding, and a pressed metal roof. There is a gable ell and a shed roof porch at the rear (west).
- 91. (C) 2010 19th Avenue 1921-1927 Craftsman Bungalow**  
One-story, frame, two-bay-wide (wd-ww), Craftsman vernacular Bungalow with gable-and-hip roof. Bay 1 is a partial-width, enclosed, inset porch with 6-panel entry door. Windows are 1/1 wood double-hung-sash. Details include: exposed rafter tails and decorative knee braces. The house has a brick pier foundation, clapboard siding, and a 3-tab asphalt shingle roof. There is a shed roof screened porch addition on the right (north).
- 92. (C) 2011 19th Avenue 1950 Minimal Traditional**  
One-story, frame, two-bay-wide (ww-dww), Minimal Traditional house with side-gable roof. Bay 2 has a front-gable entry porch with gable returns supported by iron columns and a panel door with fanlight. Windows are single and paired 1/1 vinyl double-hung-sash; some with wide trim and faux keystones. The house has a concrete pier foundation, asbestos and T-111 siding, and a 3-tab asphalt shingle roof. There is a carport supported by iron columns on the right (north) and gable and flat roof additions at the rear (west).
- 93. (NC) 2014 19th Avenue 1912-1922 Vernacular**  
One-story, frame, two-bay-wide (www-wdw), vernacular house with front-gable roof. The front-gable entry porch is supported by turned posts. Bay 1 is a side-gable wing with in-filled addition along the main elevation. Bay 2 has secondary front-gable roof sheltering a cutaway bay with round arch entry door on the main elevation. Windows are single, paired, and ribbon 1/1 vinyl double-hung-sash, 4/4 and 6/6 aluminum double-hung-sash. Details include: decorative knee bracket and wide eaves. The house has a pier foundation, T-111 siding, and a 3-tab asphalt shingle roof. Alterations to the historic siding and fenestration and the porch enclosure, which alters the massing, adversely affect the integrity.
- 94. (NC) 2015 19th Avenue 1939-1947 Minimal Traditional**  
One-story, frame, four-bay-wide (www-w-w-w), Minimal Traditional house with side-gable roof. The partial-width, shed roof porch addition has a turned railing. Bay 1 is an enclosed entry porch, now with a cutaway bay under the current porch roof. Bays 3 and 4 are a front-gable ell with 1-light entry door on the left (south-facing) side. Windows are 3/3 and 6/6 wood double-hung-sash, 1-light vinyl, 1-light wood octagonal, and 2/1 aluminum d-h-s. The house has a brick pier foundation, asbestos, Hardie and vinyl siding, and an architectural asphalt shingle roof. Alterations to the historic siding, fenestration and porch adversely affect integrity.
- 95. (NC) 2016 19th Avenue 1939-1947 Vernacular**  
One-story, frame, four-bay-wide (ww-ww-ww-ww), vernacular house with front-gable roof. The partial-width, flat roof entry porch has a decorative iron support. Bay 1 is a front-gable wing addition. Bay 2 is a side-gable wing addition. Bay 4 is a partial-width, front-gable, enclosed porch. Windows are paired 2/2 aluminum double-hung-sash. The house has a pier foundation, aluminum siding with brick skirting, and an architectural asphalt shingle roof. There is a flat roof carport and enclosed addition with brick supports on the left (north) side. Alterations to the historic siding and, fenestration and an addition, which alters the massing, adversely affect the integrity.

Central Gulfport Historic District

Harrison County  
Mississippi  
County and State

Name of Property

96. (C) 2017 19th Avenue 1939-1947 Minimal Traditional  
One-story, frame, two-bay-wide (wdw-ww), Minimal Traditional house with side-gable roof. The partial-width, enclosed, front-gable porch is supported by square posts. Bay 1 has a 9-light/2-panel entry door. Windows are single and paired 6/6, 4/4, and 1/1 vinyl double-hung-sash and aluminum, 1-light fixed flanked by a 1/1 double-hung-sash and single, paired, and ribbon louvered. The house has a brick pier foundation, asbestos siding with brick skirting, and 3-tab asphalt shingle roof. There are gable and shed roof additions at the rear (west).
97. (C) 2021 19th Avenue 1930-1940 Vernacular Bungalow  
One-story, frame, two-bay-wide (wd-w), vernacular front-gable Bungalow. The full-width, inset porch with picketed railing is supported by turned columns. Bay 1 has a 6-panel door with round arch light. Windows are 6/1 vinyl double-hung-sash. Details include: decorative knee brackets and wide window and door trim. The house has a concrete pier foundation, vinyl siding, and a 3-tab asphalt shingle roof. There is a partial-width, inset porch at the rear (west).
98. (NC) 2101 19th Avenue 1971 Ranch  
One-story, frame, five-bay-wide (w-ww-d-ww-w), Ranch house with side-gable roof. The partial-width, inset porch has decorative iron supports. Bays 2-4 have a projected side-gable roof. Bay 3 is a 6-panel entry door. Windows are single and paired 6/6 vinyl double-hung-sash; some with fixed shutters. The house has a concrete slab foundation, brick cladding, and a 3-tab asphalt shingle roof. There is a gable wing with carport at the rear (west).
99. (C) 2102 19th Avenue 1902-1912 Vernacular Center Hall  
1.5-story, frame, three-bay-wide (ww-d-ww), vernacular Center Hall house with hipped roof and front-gable dormer. The full-width, inset porch with picketed balustrade and lace-like brackets is supported by turned columns. Bay 2 is a 1-light/3-panel entry door. Windows are single and paired 2/2 aluminum double-hung-sash; some with fixed shutters. Details include: exposed rafter tails and decorative gable dormer ornamentation. The house has a pier foundation, asbestos siding, and an architectural asphalt shingle roof. [Photo 24]
100. (C) 2108 19th Avenue 1922-1925 Vernacular Bungalow  
One-story, frame, two-bay-wide (wdw-www), vernacular front-gable Bungalow. The partial-width, flat roof porch is supported by round columns on brick pedestals. Bay 1 is a front-gable ell with 2-light/2-panel entry door. Windows are vinyl, 1-light fixed, and 6/6 double-hung-sash. The house has a concrete pier foundation, vinyl siding, and an asphalt shingle roof. There are gable and shed roof additions at the rear (east) and a shed roof carport on the right (south).
101. (C) 2109 19th Avenue 1921-1922 Craftsman Bungalow  
One-story, frame, three-bay-wide (ww-d-ww), Craftsman Bungalow with hipped roof. The partial-width, front-gable porch is supported by tapered columns on brick pedestals. Bay 2 is a 12-light entry door flanked by 8-light side lights. Windows are single and paired 2/2 aluminum double-hung-sash. Details include: exposed rafter tails, decorative knee brackets, and wide window and door trim. The house has a brick pier foundation, novelty siding, and a 3-tab asphalt shingle roof.
102. (C) 2111 19th Avenue 1902-1912 Colonial Revival  
1.5-story, frame, five-bay-wide (dd-dd-dd-dd-dd), Colonial Revival center hall house with pyramidal roof and gable dormer. The full-width, inset porch is supported by turned posts on stuccoed pedestals. Bays 1-2 and 4-5 are paired 3-light/1-panel doors with 1-light transoms, individual cornices, and functional shutters. Bay 3 is a paired entry door with decorative glass. Windows were obscured at time of survey. The house has clapboard siding and an asphalt shingle roof (foundation obscured at time of survey). There is a hipped wing and flat roof addition at the rear (west).



Central Gulfport Historic District

Harrison County  
Mississippi  
County and State

Name of Property

**103a. (NC) 2112 A 19th Avenue 1981 Neo-Eclectic**  
One-story, frame, three-bay-wide (w-wd-garage), Neo-Eclectic house with broken pitch side-gable roof. The partial-width inset porch with picketed railing is supported by turned posts. Bay 2 has an entry door (obscured at time of survey). Bay 3 is a front-gable one-car garage. Windows are 6/6 aluminum double-hung-sash. The house has a concrete slab foundation, brick cladding and composite wood siding, and an asphalt shingle roof. There is side-gable wing on the right (south) side and an attached gable apartment building at the rear (east).

**103b. (NC) 2112 B 19th Avenue 1982 Ranch**  
One-story, frame, eight-bay-wide, Ranch style apartment building with side-gable roof. There are four individual units, each having a 6-panel entry door. Windows are paired 6/6 aluminum double-hung-sash. Details include: wide eaves and decorative fascia on the gable ends. The building has a concrete slab foundation, brick cladding and composite wood siding, and an asphalt shingle roof.

**104. (C) 2117 19th Avenue 1945 Vernacular**  
Two-story, frame, three-bay-wide (d-d-ww), vernacular house with side-gable-roof. The partial-width, shed roof porch has decorative iron supports. Bays 1 and 2 have entry doors (obscured at time of survey). Bay 3 is a front-gable wing addition. Windows are single and paired, 2/2 wood double-hung-sash and 2/2 aluminum double-hung-sash. The house has a concrete slab foundation, asbestos siding, novelty cladding and scalloped vertical wood siding on the gable ends, brick skirting, and an architectural asphalt shingle roof.

**105. (C) 2121 19th Avenue 1927-1929 Vernacular Bungalow**  
One-story, frame, two-bay-wide (wwd-ww), vernacular front-gable Bungalow. The partial-width, shed roof porch with picketed railing and knee bracket is supported by square posts. Bay 1 has a 6-panel entry door. Windows are single and paired, vinyl 1/1 and 6/6 double-hung-sash and wood, 2/2 vertical and 2/2 horizontal double-hung-sash. The house has a concrete block pier foundation, Hardie siding, and an architectural asphalt shingle roof. There is an enclosed shed roof porch and a shed roof carport with shed at the rear (west).

**106. (C) 2122 19th Avenue 1948 Minimal Traditional**  
One-story, frame, three-bay-wide (wwd-w-ww), Minimal Traditional house with side-gable roof. The partial-width, screened, partially inset, shed and front-gable roof porch is supported by posts. Bay 1 has an entry door (obscured at time of survey). Bay 2 is a front-gable ell. Windows are single and paired 2/2 wood double-hung-sash; some with fixed shutters. The house has a continuous concrete foundation, vinyl siding, and an architectural asphalt shingle roof. There is a side-gable ell on the left (north) and a shed roof addition at the rear (east).

**19th Street**

**107. (C) 1809 19th Street 1921-1929 Vernacular Bungalow**  
One-story, frame, two-bay-wide (porch-ww), vernacular front-gable Bungalow. The partial-width, inset porch is supported by a square column. Bay 2 has an entry door on the left (south-facing) wall (obscured at time of survey). Windows are single, paired, and ribbon 2/2 aluminum double-hung-sash and 3/1 wood double-hung-sash; some with fixed shutters. The house has a brick pier foundation, vinyl siding, and an asphalt shingle roof. There is a shed roof addition at the rear (west).

**108. (NC) 1908 19th Street 1972 Ranch**  
One-story, frame, four-bay-wide (w-dw-ww-ww), Ranch house with side-gable-and-hip roof. The shed roof entry porch is supported by a square post. Bay 1 is a front-gable ell. Bay 2 projects slightly from the main elevation. Windows are single and paired aluminum double-hung-sash; some with fixed shutters. Details include: brick soldier course and smooth cornice. The house has a pier foundation, brick and vinyl siding, and a 3-tab asphalt shingle roof. There is a flat roof carport with decorative iron supports on the right (east) side.

Central Gulfport Historic District

Harrison County  
Mississippi  
County and State

Name of Property

- 109. (C) 2016 19th Street 1947-1949 Minimal Traditional**  
One-story, frame, four-bay-wide (w-dww-ww-d), Minimal Traditional house with side-gable roof. The partial-width, inset, entry porch has a decorative iron support. Bay 1 is a side-gable ell. Bay 2 has an entry door (obscured at time of survey). Bay 4 is a side-gable ell. Windows are single and paired 2/2 aluminum double-hung-sash; some with fixed shutters. The house has a pier foundation, vinyl siding, and an architectural asphalt shingle roof.
- 110. (NC) 2027 19th Street 1951 Ranch**  
1.5-story, frame, five-bay-wide (ww-ww-w-ww-wdw), vernacular house with hipped roof. The partial-width shed roof porch is supported by round columns. Bay 5 has an entry door (obscured at time of survey). Windows are single and paired, 2/2 wood double-hung-sash, 2-light aluminum sliding, and wood, 1-light fixed flanked by 1-light fixed tripartite. The house has a concrete slab foundation, composite wood siding, brick cladding, and an architectural asphalt shingle roof. There is a flat roof addition on the right (west) and a flat roof carport on the main elevation (north). A large second floor addition alters the massing and adversely affects the integrity.
- 111. (C) 2109 19th Street 1939-1947 Minimal Traditional**  
One-story, frame, three-bay-wide (wd-w-ww), Minimal Traditional house with side-gable roof. The front-gable entry porch is supported by square posts. Bay 2 is a 6-panel entry door. Windows are vinyl, single and paired 2/2, 4/4, and 6/6 double-hung-sash. The house has a pier foundation, novelty siding, and an architectural asphalt shingle roof. There is a side-gable entry porch on the right (west) and a shed roof porch at the rear (south).
- 112a. (C) 2114 A 19th Street 1950-1953 Minimal Traditional**  
One-story, frame, three-bay-wide (wwd-ww-ww), Minimal Traditional house with side-gable roof. Bay 1 has a 1-light entry door. Windows are paired 4/1 wood double-hung-sash. The house has a brick pier foundation, asbestos siding, and an architectural asphalt shingle roof. There is a side-gable wing on the right (east).
- 112b. (NC) 2114 B 19<sup>th</sup> Street c. 1980 Vernacular**  
Two-story, frame, garage and apartment building. Flat roof, first floor is concrete block, second floor has vinyl siding.
- 20th Avenue**
- 113. (C) 1510 20th Avenue 1921-1929 Craftsman Bungalow**  
One-story, frame, three-bay-wide (w-wdw-ww), Craftsman Bungalow with a hipped roof partial-width gable front porch supported by tapered columns on brick pedestals and accented by a paired 2-pane gable window. Bay 1 is a side-gable ell. Bay 2 has a patterned light over 3-panel door with 3-light transom. Windows are single and paired 4/1, and 9/1 wood double-hung-sash. The house has a brick pier foundation, clapboard siding, and a 3-tab asphalt shingle roof. There are side-gable and shed roof additions on the right (south) and a shed roof addition on the rear (east).
- 114. (C) 1516 20th Avenue 1904 Folk Victorian**  
2.5-story, frame, three-bay-wide (ww-d-w), Folk Victorian side gable house with gable dormers. The full-width, shed roof porch is supported by turned posts. A second floor, partial-width, shed roof porch with turned balustrade is supported by turned posts. Bay 2 is a 1-light/5-panel door with 2-light transom. Windows are single and paired 1/1 wood d-h-s; some with functional shutters. There are two-story cutaway bays on the north and south sides and shed roof additions at the rear (east). The house has a pier foundation, clapboard siding, and a 3-tab asphalt shingle roof.
- 115a. (C) 1518 A 20th Avenue 1921-1929 Vernacular**  
Two-story, frame, three-bay-wide (wdw-d-www), vernacular apartment house with hipped roof. The two-story, full-width, inset screened porch with decorative balustrade is supported by square columns. Bay 2 is a 15-light entry door with transom and entablature. Bay 3 is an enclosed section of the porch with entry door on the left (north) side.

Central Gulfport Historic District

Harrison County  
Mississippi

Name of Property

County and State

Windows are wood, single and paired, 2/2 double-hung-sash, ribbon 1/1 d-h-s, and 4-light. The house has a pier foundation, asbestos siding, and a 3-tab asphalt shingle roof.

**115b. (NC) 1518 B 20<sup>th</sup> Avenue c. 1990 Vernacular**  
Two-story, frame, four-bay-wide (1<sup>st</sup> floor: w-d-w-ww, 2<sup>nd</sup> floor: www-www), vernacular side-gabled apartment building.

**116. (NC) 1610 20th Avenue 1910 Colonial Revival**  
1.5-story, frame, five-bay-wide (w-w-d-w-w), Colonial Revival Vernacular house with hipped roof. Bay 3 is a projecting entry with 6-panel door, 3-light/1-panel side lights, and single-light transom. Windows are 9/6, 6/4, 6/6 aluminum double-hung-sash and multi-pane fixed; some with lintels or functional shutters. The house has a pier foundation, stucco wall cladding with vinyl siding on the hipped roof dormers, and a 3-tab asphalt shingle roof. There is a secondary hipped roof entry on the right (south) side flanked by bay windows. Extensive changes to the siding, fenestration and massing adversely affect the integrity.

**117. (C) 1614 20th Avenue 1901-1912 Folk Victorian**  
2.5 story, frame, two-bay-wide (d-w), Folk Victorian front-gable house. The two-story, flat roof, partial-width porch with turned balustrade and jigsaw brackets is supported by square columns on square pedestals. Bay 1 is a 1-light/2-panel door. Windows are 6/6 and 9/6 vinyl double-hung-sash with faux muntins; some with fixed shutters. Details include pedimented front gable with decorative window pediment, and window and door lintels. The house has a pier foundation, vinyl siding, and architectural asphalt shingle roof. There is a gable wing at the rear (east).

**118. (C) 1716 20th Avenue 1945 Vernacular**  
One-story, frame, three-bay-wide (w-w-ww), vernacular house with intersecting-gable roof. The partial-width, screened, inset porch is supported by square posts. Bay 1 has an entry door on the left (north) side. Bay 2 is an intersecting, side-gable wing. Windows are single, paired, and ribbon, 1-light wood fixed, 4/1 wood double-hung-sash, and 2/2 aluminum double-hung-sash; some were boarded at time of survey. The house has a pier foundation, clapboard and composite cladding, and an architectural asphalt shingle roof.

**119. (C) 1724 20th Avenue 1905 Folk Victorian**  
One-story, frame, two-bay-wide (wd-w), Folk Victorian house with hipped roof and cross gable. The full-width, hipped roof porch is supported by round tapered columns. Bay 1 has a 1-light/3-panel door with 2-light transom. Windows are single and paired, wood 1/1 double-hung-sash, ribbon 3/1 d-h-s, and multi-pane fixed diamond. The house has a brick pier foundation, clapboard siding, and an architectural shingle roof. There is a flat roof, cutaway bay on the left (north), a side-gable addition on the right (south), and a shed roof addition at the rear (east). [Photo 46]

**120. (C) 1800 20th Avenue 1907-1910 Folk Victorian**  
One-story, frame, two-bay-wide (w-d), Folk Victorian house with hipped roof. The full-width, inset porch with turned balustrade and lace-like brackets is supported by turned columns. Bay 2 is a 4-panel door with 5-light fan. Windows are 2/2 and 1/1 wood double-hung-sash and 1/1 aluminum double-hung-sash. The house has a brick pier foundation, composite wood siding, and an architectural asphalt shingle roof. There is a hipped roof enclosed porch at the rear (east) and a shed roof entry on the right (south).

**121. (C) 1801 20th Avenue 1929-1931 Craftsman Bungalow**  
One-story, frame, three-bay-wide (ww-d-ww), Craftsman front-gable Bungalow with a partial-width gable roof porch supported by tapered columns on brick pedestals. Bay 2 is the entry door (observed at time of survey). Windows are single and paired 4/1 wood double-hung-sash. Details include: exposed rafter tails and porch knee braces. The house has a brick pier foundation, clapboard siding, and an architectural asphalt shingle roof. A rear, inset, partial-width porch has been enclosed.

Central Gulfport Historic District

Harrison County  
Mississippi  
County and State

Name of Property

- 122. (NC) 1802 20th Avenue 1912 Vernacular**  
One-story, frame, three-bay-wide (ww-ww-wwdw), vernacular front-gable house with gable returns. The full-width, enclosed, hipped roof porch with closed brick balustrade is supported by brick columns. Bay 3 is a 6-panel entry door. Windows are single and paired aluminum louvered; other openings were boarded at time of survey. The house has a pier foundation, aluminum siding, and a pressed metal roof. There is a hipped roof addition at the rear (east). Extensive changes to the siding, fenestration and porch adversely affect the integrity.
- 123. (C) 1807 20th Avenue 1928 Craftsman Bungalow**  
One-story, frame, four-bay-wide (ww-d-d-ww), Craftsman front-gable Bungalow The full-width, inset porch is supported by square tapered columns on brick pedestals. Bays 2 and 3 are 6-light/1-panel entry doors. Windows are single and paired, 6/1 wood double-hung-sash and 6/6 aluminum d-h-s. Details include: wide window and door architrave trim and a tapered brick chimney. The house has a brick pier foundation, clapboard siding, and an architectural asphalt shingle roof. There is a gable addition at the rear (west) and a side-gable addition on the left (south). [Photo 45]
- 124. (NC) 1808 20th Avenue 1900-1910 L-Front**  
One-story, frame, three-bay-wide (w-d-w), vernacular, L-Front house with intersecting gable roof. Bays 1 and 2 are a pedimented gable. Bay 2, a staggered 3-light door, is sheltered by a hip roof porch which is formed by Bay 3, a later addition. Windows are 1/1 wood d-h-s, aluminum louvered, and 2-light aluminum sliding; some with fixed shutters. The house has a pier foundation, aluminum siding, and an architectural asphalt shingle roof. There are two shed roof additions on the right (south) elevation. Extensive changes to the siding, porch and massing adversely affect the integrity.
- 125. (NC) 1810 20th Avenue 1900-1910 L-Front**  
One-story, frame, two-bay-wide (w-d), vernacular, L-Front house with intersecting gable roof. Bays 1 and 2 are a full-width, wraparound, enclosed porch with a hipped roof and square corner columns. Bay 2 is a 1-light/2-panel entry door. Windows are 6/6 and 1/1 aluminum double-hung-sash. Details include: pedimented gables and wide window and door trim on the enclosed porch. The house has a brick pier foundation, aluminum siding and stucco cladding, and an architectural asphalt shingle roof. Extensive changes to the siding, fenestration, porch and massing adversely affect the integrity.
- 126. (C) 1812 20th Avenue 1949-1950 Minimal Traditional**  
One-story, frame, two-bay-wide (wwwdw-w), Minimal Traditional house with side-gable roof. Bay 1 is a front-gable, enclosed porch with 15-light entry door. Windows are 8/8 and 6/6 wood double-hung-sash and 9/6 and 6/4 aluminum double-hung-sash. The house has a pier foundation, aluminum siding, and a 3-tab asphalt shingle roof. The house has a side-gable ell on the left (north), a side-gable addition on the right (south), and two gable additions on the rear (east).
- 127a. (C) 1815 A 20th Avenue 1950-1953 Minimal Traditional**  
One-story, frame, two-bay-wide (ww-dwww), Minimal Traditional house with gable-on-hip roof. The partial-width, screened, hipped roof porch has decorative iron supports. Bay 2 is a projecting hip roof ell with 9-light entry door. Windows are single, paired, and ribbon, aluminum, 2/2 double-hung-sash, wood, 1-light fixed flanked by 2/2 d-h-s, and 6/6 vinyl d-h-s. Details include: brick window ledges and tile roof ridges. The house has a concrete slab foundation, brick cladding and vinyl siding, and an asbestos shingle roof. There is a hipped roof ell on the right (north).
- 127b. (C) 1815 B 20<sup>th</sup> Avenue c. 1960 Vernacular**  
Two-story, frame, side-gabled apartment building.

Central Gulfport Historic District

Harrison County

Mississippi

County and State

Name of Property

**128. (C) 1818 20th Avenue 1921-1922 Craftsman Bungalow**

**Stan Smith**

**Attorney at Law**

One-story, frame, two-bay-wide (wd-ww), Craftsman front-gable Bungalow. The partial-width, front-gable porch is supported by tapered wood columns. Bay 1 has a 1-panel/1-light/3-panel door. Windows are single and paired 1/1 wood double-hung-sash; some with fixed shutters. Details include: exposed rafter tails, decorative gable brackets, and wide window and door architrave trim. The house has a brick pier foundation, clapboard siding, and an asphalt shingle roof. There are two shed roof additions at the rear (west).

**129. (C) 1821 20th Avenue 1939-1947 Craftsman Bungalow**

One-story, frame, two-bay-wide (ww-dw), Craftsman Vernacular side-gable Bungalow. The partial-width, front-gable porch addition has decorative iron supports on brick pedestals. Bay 2 has a plain entry door. Windows are single and paired, wood, 3/1 and 6/1 double-hung-sash; some with fixed shutters. Details include: exposed rafter tails and wide window and door trim. The house has a brick pier foundation, novelty siding, and a 3-tab asphalt shingle roof. There is a side-gable addition with shed roof entry porch on the right (north) and a gable addition at the rear (west).

**130. (C) 1822 20th Avenue 1921-1929 Craftsman Bungalow**

One-story, frame, two-bay-wide (ww-dww), Craftsman vernacular front-gable Bungalow. The partial-width, front-gable porch is supported by square posts on brick pedestals. Bay 2 has a 4-light/2-panel entry door. Windows are single and paired 4/1 wood double-hung-sash. Details include: exposed rafter tails and a brick chimney with corbelled cap. The house has a brick pier foundation, Hardie siding, and a 3-tab asphalt shingle roof. There is a shed roof ell on the right (south) and a shed roof wing and enclosed porch at the rear (east).

**131. (C) 1901 20th Avenue 1939-1947 Minimal Traditional**

One-story, frame, two-bay-wide (ww-wwww), Minimal Traditional house with side-gable roof. Bay 2 is a partial width, enclosed, front-gable porch with shed roof entry supported by knee braces and jigawn brackets on the left (south-facing) wall; the entry door has 15-lights. Windows are wood paired, 6/6 and 3/1 double-hung-sash and paired and ribbon 1/1 vinyl double-hung-sash. The house has a pier foundation, asbestos and Hardie siding, and an architectural asphalt shingle roof. There are full-width and partial width gable wings at the rear (west).

**132. (C) 1902 20th Avenue 1927-1928 Craftsman Bungalow**

One-story, frame, three-bay-wide (ww-d-ww), Craftsman front-gable Bungalow. The full-width, shed roof porch with barrel vaulted center is supported by square tapered columns on brick pedestals. Bay 2 is a 4-light/3-panel entry door. Windows are single and paired 4/1 wood double-hung-sash; some with fixed shutters. Details include: decorative knee braces and wide window and door architrave trim. The house has a brick pier foundation, aluminum siding, and an architectural asphalt shingle roof. There is a gable addition at the rear (east).

**133. (NC) 1903 20th Avenue 1939-1947 Vernacular**

Two-story, frame, three-bay-wide (dd-w-d-w), vernacular house with side-gable roof. The partial-width, shed roof porch is supported by square posts. Bay 1 is a two-story, enclosed porch with 15-light French doors. Bay 3 is a 1-light/2-panel entry door. Windows are single and paired 6/6 aluminum double-hung-sash and 2-light aluminum sliding; some with fixed shutters. The house has a concrete slab foundation, brick and vinyl siding, and an architectural asphalt shingle roof. Extensive changes to the siding, fenestration and massing adversely affect the integrity.

**134. (NC) 1906 20th Avenue 1900-1912 L-front**

One-story, frame, two-bay-wide (ww-www), vernacular L-front house with intersecting hipped roof. The partial-width, shed roof porch is supported by square columns. Bay 1, and the rear portion of Bay 2, are enclosed sections of the former wraparound porch. Bay 1 has an entry door on the right (north-facing) wall (observed at time of survey). Windows are aluminum, paired, 3-light awning and louvered; as well as, vinyl, ribbon, 1-light casement.

Central Gulfport Historic District

Harrison County  
Mississippi

Name of Property

County and State

The house has a brick pier foundation, novelty siding, and an architectural asphalt shingle roof. Alterations to the fenestration and massing adversely affect the integrity.

**135. (C) 1911 20th Avenue 1947-1950 Minimal Traditional**  
One-story, frame, three-bay-wide (porch-www-ww), Minimal Traditional house with side-gable roof. The partial-width, shed roof entry porch with picketed balustrade is supported by a fluted column. Bay 1 is an enclosed side-gable porch. Bay 2 has a 6-panel entry door. Bay 3 is a front-gable wing. Windows are single and paired 2/2 wood and aluminum double-hung-sash; some with decorative iron bars. The house has a brick pier and continuous concrete foundation, vinyl siding, and an architectural asphalt shingle roof. There is a shed roof porch at the rear (west).

**136. (NC) 1912 (1910) 20th Avenue 1900-1910 Vernacular**  
One-story, frame, two-bays-wide (www-porch) vernacular house with gable-and-hipped roof and a rear-facing (east) dormer. The partial-width, partially enclosed, flat roof entry porch has decorative iron railing and corner support. Bay 1 is an enclosed porch with 15-light entry door on the right (south). Windows are single, paired, and ribbon, wood, 6/6 double-hung-sash and 1-light fixed flanked by 8-light fixed tripartite; some with fixed shutters. Extensive changes to the siding, fenestration and massing adversely affect integrity.

**137a. (NC) 1916 (1918) A 20th Avenue 1939-1947 Craftsman**  
Two-story, frame, three-bay-wide (w-d-w), Craftsman Vernacular front-gable house. The full-width, shed roof porch with picketed balustrade is supported by square posts. Bay 2 is a 3-light/3-panel door. Windows are single and paired, 4/1 wood double-hung-sash and 6/6 vinyl double-hung-sash. Details include: exposed rafter tails and vertical gable siding. The house has a concrete block pier foundation, asbestos siding, and an architectural asphalt shingle roof. There is a gable addition at the rear (east). Extensive changes to the fenestration, porch and massing adversely affect the integrity. The garage obscures the primary elevation.

**137b. (NC) 1916 (1918) B 20th Avenue 2014 Vernacular**  
One-story garage with front gable roof

**138. (C) 1919 (1921) 20th Avenue 1939-1947 Minimal Traditional**  
One-story, frame, four-bay-wide (ww-ww-d-www), Minimal Traditional house with side-gable roof. The partial width, inset entry porch has a decorative iron support. Bay 3 has 6-panel entry doors on the main façade and the left (north-facing) wall. Bay 4 has a secondary side-gable roof. Windows are single and paired, wood, 6/6, 4/4, and 2/2 double-hung-sash and fixed 1-light flanked by 4/4 double-hung-sash tripartite; some with fixed shutters. The house has a pier foundation, vinyl siding, and a 3-tab asphalt shingle roof. [Photo 42]

**139. (C) 1922 20th Avenue 1939-1947 Vernacular**  
One-story, frame, three-bay-wide (w-d-w), vernacular house with side-gable roof. The front-gable entry porch, with picketed railing, is supported by square posts. Bay 2 is a 9-light/2-panel entry door. Windows are 1/1 vinyl double-hung-sash, single and paired, wood 6/6 double-hung-sash, 6-light wood awning, and ribbon aluminum louvered glass. The house has a concrete block pier foundation, asbestos and vinyl siding, and asphalt shingle and tar paper roofs. There is a shed roof wing on the right (south) and a gable wing at the rear (east).

**140. (C) 2001 20th Avenue 1922 Vernacular Bungalow**  
One-story, frame, two-bay-wide (wd-dw), vernacular bungalow with gable-on-hip roof. The full-width, shed roof porch is supported by square posts. Bay 1 has a 6-panel entry door. Bay 2 has a 3-panel entry door with oval light. Windows are single and paired, 1/1 vinyl double-hung-sash and paired 2/2 wood d-h-s. The house has a concrete block pier foundation, novelty siding, and a pressed metal roof. There is a projecting bay on the right (north) and a gable addition and shed roof porch at the rear (west).

Central Gulfport Historic District

Harrison County  
Mississippi  
County and State

Name of Property

**141. (NC) 2002 20th Avenue 1986 Neo-Eclectic Bungalow**  
One-story, two-bay-wide (ww-d), Neo-Eclectic Bungalow with front-gable roof. The partial-width, inset porch with picketed balustrade is supported by turned columns. Bay 1 has a 6-panel entry door on the right (south-facing) wall. Bay 2 has a 6-panel entry door. Windows are single and paired 6/6 aluminum double-hung-sash. The house has a concrete slab foundation, brick cladding, composite wood siding in the gable ends, and an asphalt shingle roof.

**142. (C) 2004 20th Avenue 1921-1929 Vernacular Bungalow  
John Mitchell & Sons,  
Inc., Builder**

One-story, frame, three-bay-wide (w-wd-ww), vernacular front-gable Bungalow. The partial-width, screened, front-gable porch is supported by rectangular posts. Bay 1 is a side-gable wing. Bay 2 has a panel entry door with 5-light fanlight. Windows are 6/6 and 1/1 vinyl double-hung-sash. The house has a brick pier foundation, vinyl siding, and a 3-tab asphalt shingle roof. There is a shed roof ell at the rear (east).

**143. (NC) 2007 20th Avenue 1939-1947 Vernacular**  
One-story, frame, three-bay-wide (ww-d-ww), vernacular side-gable house with front-gable attic dormers. The partial-width, front-gable porch is supported by brick columns. Bay 2 is an entry door (obscured at time of survey). Windows are single and paired 2/2 wood and aluminum double-hung-sash and 4/4 vinyl double-hung-sash. The house has a pier foundation, asbestos siding, brick cladding (on the main elevation), and an architectural asphalt shingle roof. There is a gable wing, a gable ell addition, and two shed roof additions at the rear (west). Changes to the siding and massing adversely affect the integrity.

**144. (C) 2008 20th Avenue 1939-1947 Vernacular**  
One-story, frame, three-bay-wide (w-d-w), vernacular house with side-gable roof. The partial-width, front-gable porch addition is supported by square tapered posts. Bay 2 is a 9-light/2-panel entry door. Windows are single and paired, 6/6 aluminum double-hung-sash. The house has a pier foundation, vinyl siding, and an architectural asphalt shingle roof. There is a shed roof addition at the rear (east).

**145. (NC) 2009 20th Avenue 1998 Neo-Eclectic**  
One-story, three-bay-wide (w-d-w), Neo-Eclectic house with gable-on-hip roof. The full-width, inset porch is supported by square posts. Bay 2 is an open walkway that passes through the house. Windows are 1/1 vinyl double-hung-sash; some with functional shutters. The house has a pier foundation, stucco cladding, and a pressed metal roof. There is a rear gable porch wing at the rear (west).

**146. (C) 2010 20th Avenue 1900-1910 Craftsman Bungalow**  
One-story, frame, three-bay-wide (w-wdw-w), Craftsman hipped roof Bungalow. The partial-width, inset porch with picketed balustrade is supported by square columns on brick pedestals. Bay 1 is a hipped roof wing with projecting window bay. Bay 2 is an entry door (obscured at time of survey) with transom flanked by 4/1 vinyl double-hung-sash windows. Bay 3 is a projected window bay. Windows are single and ribbon, vinyl, 4/1 d-h-s with faux muntins and 1-light fixed. The house has a concrete block pier foundation, clapboard siding, and architectural asphalt shingle roof.

**147. (NC) 2015 20th Avenue 1939-1947 Vernacular**  
One-story, frame, one-bay-wide (wwdwww), vernacular house with front-gable roof and side-gable wall dormers on the right and left (north and south). The full-width, enclosed, front-gable porch addition has brick skirting and a 9-light/2-panel door. Windows are paired and ribbon, 2/2 aluminum double-hung-sash, and paired and ribbon 1/1 vinyl double-hung-sash. The house has a concrete block pier foundation, vinyl siding, and an architectural asphalt shingle roof. There is a side-gable wing addition on the right (north) side and a gable ell addition at the rear (west). Extensive changes to the siding, fenestration and porch adversely affect the integrity.

Central Gulfport Historic District

Harrison County

Mississippi

County and State

Name of Property

**148. (C) 2017 20th Avenue  
(2009 21st Street)**

**1925-1929**

**Vernacular**

**Law Offices of William Pate**

Two-story, frame, vernacular early 20th Century Commercial building with a front-gable roof. The two-story hipped roof porch with enclosed second floor is supported by metal poles. The first floor, main façade was obscured by a partially-closed concrete block wall that wraps around the left (east) side. A 1-light door under a flat roof awning is located on the left (east) side. Windows are single, paired, and ribbon 3/1 and 4/1 wood d-h-s. The house has stucco cladding and architectural asphalt shingle roof (foundation obscured at time of survey). [Photo 23]

**149. C) 2020 20th Avenue**

**1900-1910**

**Vernacular**

One-story, frame, four-bay-wide (porch-w-ww-dw), vernacular house with side-gable roof. Bay 1 is a full-width, enclosed, inset porch. Bay 4 has an 8-panel door and entry stoop. Windows are single and paired, 2/2 aluminum double-hung-sash, 6/6 vinyl double-hung-sash, and 4-light fixed vinyl; some with fixed, diamond motif shutters. The house has a brick pier foundation, asbestos siding, and a pressed metal roof. There is a shed roof addition and a shed roof porch addition at the rear (east).

**150. (NC) 2102 20th Avenue  
20th Avenue Apts**

**1981**

**Vernacular**

One-story, frame, eight-bay-wide (wwd-w, w-dww, wwd-w, w-dww), four-unit vernacular apartment building with side-gable roof. Bays 1, 4, 5, and 8 have panel entry doors. Windows are single and paired, 2/2 aluminum double-hung-sash. Details include: wide eaves with jigsawed ends and brick window sills. The building has a concrete slab foundation, brick cladding, wood composite siding on the gable ends, and an architectural asphalt shingle roof.

**151. (C) 2103 20th Avenue**

**1958-1960**

**Ranch**

One-story, frame, six-bay-wide (garage-ww-wwd-d-ww-ww), Ranch house with intersecting hipped roof. The partial-width, shed roof porch has a decorative iron support. Bay 1 is an inset, one-car garage. Bay 4 is an entry door (obscured at time of survey). Bays 5 and 6 are a intersecting hipped roof wing. Windows are single and paired 6/6 vinyl double-hung-sash and 2/2 wood double hung-sash. The house has a concrete slab foundation, brick cladding, and a 3-tab asphalt shingle roof.

**152. (C) 2110 20th Avenue**

**1939-1947**

**Minimal Traditional**

One-story, frame, three-bay-wide (porch-wwd-ww), Minimal Traditional house with side-gable roof. The front-gable entry porch is supported by square fluted posts. Bay 2 has a 15-light entry door. Windows are paired 6/6 and 4/4 vinyl double-hung-sash; some window openings are covered. Details include: closed eaves and a brick chimney with metal cap. The house has a brick pier foundation, vinyl siding, and a 3-tab asphalt shingle roof. There is a side-gable wing addition and a side-gable ell on the left (north).

**153. (C) 2111 20th Avenue**

**1949**

**Minimal Traditional**

One-story, concrete block, three-bay-wide (ww-d-ww), Minimal Traditional with hipped roof. The front-gable entry porch is supported by tapered columns. Bay 2 is a single oval light door. Windows are single and paired 3/1 wood double-hung-sash; some with fixed shutters. The house has a rusticated stone/concrete foundation, brick cladding and 3-tab asphalt shingle roof. There is a shed roof and side-gable addition on the left (south) and a gable addition at the rear (west).

**154. (NC) 2114 20th Avenue**

**1962**

**Vernacular**

Two-story, frame, three-bay-wide (w-d-w), vernacular front-gable house. The full-width, inset porch is supported by square brick columns. Bay 2 is a 6-panel entry door. Windows are 1/1 vinyl double-hung-sash and wood, 2/2 and 3/1 double-hung-sash; some with fixed shutters. There is a shed roof ell and awning on the left (north) side. Extensive changes to the massing, the siding and the fenestration adversely affect the integrity.



Central Gulfport Historic District

Harrison County  
Mississippi  
County and State

Name of Property

- 155. (C) 2116 20th Avenue 1912-1921 Vernacular Bungalow**  
One-story, frame, two-bay-wide (wwwd-ww), vernacular front-gable Bungalow. Bay 1 is a partial-width, enclosed, front-gable porch. Bay 1 has a 2-light entry door. Windows are single and paired 4/4 wood double-hung-sash and aluminum 1-light fixed flanked by 1-light sliding tripartite. Details include: exposed rafter tails and wide window trim. The house has a brick pier foundation, clapboard and composite wood siding, and an asphalt shingle roof. There is a shed roof addition at the rear (east).
- 156. (NC) 2117 20th Avenue 1920-1930 Vernacular**  
One-story, frame, two-bay-wide (wd-w), vernacular front-gable Bungalow. The partial-width, inset porch with picketed railing is supported by square posts. Bay 1 has a 6-panel entry door. Windows are 2/2 aluminum double-hung-sash. The house has a concrete block pier foundation, vinyl siding, and an asphalt shingle roof. There is a shed roof addition at the rear (west). Extensive changes to the massing, siding and fenestration adversely affect the integrity.
- 157. (C) 2122 20th Avenue 1921-1922 Craftsman Bungalow**  
One-story, frame, three-bay-wide (w-d-w), Craftsman vernacular hipped roof Bungalow. The partial-width, front-gable porch with picketed balustrade is supported by square tapered columns on brick pedestals. Bay 2 is a plain entry door with a single rectangular light. Windows are 1/1 and 2/2 aluminum double-hung-sash. The house has a brick pier foundation, novelty siding, and an architectural asphalt shingle roof. There is a side-gable porch supported by iron posts on the left (north) and a hipped roof addition at the rear (east).
- 158. (C) 2123 20th Avenue 1950-1953 Ranch**  
One-story, frame, three-bay-wide (www-w-d), Ranch house with hipped roof. The partial-width, screened, hipped roof porch is supported by square posts. Bay 3 is a hipped roof ell with entry door (obscured at time of survey). Windows are metal, 1-light fixed flanked by 4-light casement and 6/6 vinyl double-hung-sash. The house has a pier foundation, brick cladding, and an asphalt shingle roof. There is a hipped roof wing with a one-car garage and separate residence at the rear (west). [Photo 22]
- 159. (NC) 2201 20th Avenue 1939-1947 Vernacular Bungalow**  
One-story, frame, two-bay-wide (wd-w), vernacular front-gable Bungalow. The partial-width, partially enclosed, front-gable porch is supported by a turned post. Bay 1 has a 4-arched light/4-panel entry door. Bay 2 is an enclosed section of the porch. Windows are single and paired, vinyl, 1/1 double-hung-sash, 2-light sliding, 1-light fixed, and 1/1 aluminum double-hung-sash; some with fixed shutters. The house has a pier foundation, aluminum siding, and a 3-tab asphalt single roof. Alterations to the siding, fenestration and porch adversely affect the integrity.
- 160a. (C) 2205 (2213) 20th Avenue 1939-1947 Minimal Traditional**  
One-story, frame, three-bay-wide (w-dww), Minimal Traditional house with side-gable roof. The partial-width, inset porch supported by a turned post. Bay 2 has a round arch light and panel entry door. Windows are single and paired 6/6 vinyl double-hung-sash; some with fixed shutters. The house has a pier foundation, vinyl siding, brick skirting and a 3-tab asphalt shingle roof. There is a gable entry porch with walkway leading to the apartment building at the rear (west).
- 160b. (C) 2213-B 20th Avenue 1955 Vernacular**  
Two-story, frame, vernacular apartment building with hipped roof. The partial-width, shed roof porch is supported by round poles. There are panel entry doors on the main elevation and the left (south) side. Windows are metal, 6- and 8-light casement, 8-light fixed flanked by 4-light casement, and 1-light fixed aluminum. Details include: wide eaves, molded cornice, and decorative iron railing. The building has vinyl siding and an asphalt shingle roof (the foundation was obscured at time of survey). There is a second floor, shed roof entry porch on the left (south).
- 161. (C) 2221 20th Avenue 1955 Vernacular**  
Two-story, frame, two-bay-wide, vernacular apartment building with hipped roof. Bay 2 has an inset staircase and entryway with panel door. Windows are 1-light wood fixed and 16- and 6-light metal casement. Details include:

Central Gulfport Historic District

Harrison County  
Mississippi  
County and State

Name of Property

wide eaves at first and second floors and corner windows. The building has a concrete slab foundation, horizontal and vertical wood siding, vinyl siding, and an asphalt shingle roof. There is a second floor panel entry door on the right (north) side.

**162. (C) 2227 20th Avenue 1950-1960 Minimal Traditional**  
One-story, frame, three-bay-wide (ww-ww-w), Minimal Traditional house with side-gable roof. The partial-width inset porch has a decorative iron railing and supports. Bay 1 has an entry door on the right (north-facing) side; obscured at time of survey. Windows are single and paired 2/2 wood double-hung-sash. The house has a pier foundation, asbestos siding, and an asphalt single roof. There is a gable addition at the rear (west) with shed roof additions on the left and right (north and south).

**163. (NC) 2301 20th Avenue 1912-1922 Craftsman Bungalow**  
One-story, frame, one-bay-wide (www), Craftsman Vernacular front-gable Bungalow. Bay 1 is partial-width, front-gable, enclosed porch with tapered square columns on brick pedestals; there is a 15-light entry door flanked by 3-light sidelights on the right (north) side. Windows are wood, single and paired, 8/8, 4/4, and 3/1 double-hung-sash; some with fixed shutters. The house has a brick pier foundation aluminum siding, and an asphalt shingle roof. There is a hipped roof cutaway bay on the left (south) and a gable addition at the rear (west). Changes to the siding, fenestration and porch adversely affect the integrity.

**164. (C) 2307 20th Avenue 1939 Craftsman Bungalow**  
One-story, frame, two-bay-wide (dw-wd), Craftsman front-gable Bungalow with exposed rafter tails. The partial-width, front-gable porch is supported by square tapered columns on brick pedestals. Bay 1 has a 15-light entry door. Bay 2 has an entry door (obscured at time of survey). Windows were boarded at time of survey. The house has a brick pier foundation, novelty siding, and a 3-tab asphalt shingle roof. There is a side-gable wing addition on the left (south).

**165. (C) 2309 20th Avenue 1939-1947 Vernacular**  
Two-story, frame, two-bay-wide (ww-d), vernacular house with front-gable roof. The full-width, shed roof porch with turned railing is supported by turned columns. Bay 2 has an oval light/2-panel door flanked by 1-light/1-panel sidelights. Windows are single and paired 6/6 vinyl double-hung-sash. The house has a pier foundation, stucco cladding, and an asphalt shingle roof. There is a shed roof ell on the left (south) side.

**166. (C) 2319 20th Avenue 1939-1947 Commercial Vernacular**  
**Ruth's Food Store**  
One-story, frame, three-bay-wide (w-d-w), vernacular Mid-20th Century Commercial building with a front-gable roof. Bay 2 is a 4-light entry door. Windows are 4/4 wood double-hung-sash. The building has a pier foundation, aluminum siding over novelty cladding, and an architectural asphalt shingle roof. On the left (south) side, there is an intersecting side-gable wing and a shed roof addition. [Photo 20]

**167. (C) 2323 20th Avenue 1900-1912 Folk Victorian**  
One-story, frame, three-bay-wide (ww-d-ww), Folk Victorian house with intersecting gable roof. The partial-width, hipped roof porch is supported by turned columns. Bay 1 is a front-gable ell. Bay 2 has a 9-light entry door. Windows are single and paired 2/2 wood double-hung-sash and paired 6/6 vinyl double-hung-sash. Details include: exposed rafter tails, smooth cornice, and close eaves. The house has a pier foundation, asbestos siding, and a pressed metal roof. There is an enclosed shed roof porch on the right rear (north).

20th Street

**168. (C) 1810 20th Street 1921-1929 Vernacular Bungalow**  
One-story, frame, two-bay-wide (porch-w), vernacular front-gable Bungalow. The partial-width, screened, inset porch is supported by a turned post. Bay 2 is an enclosed section of the porch with entry door on the left (west-

Central Gulfport Historic District

Harrison County  
Mississippi

Name of Property

County and State

facing) wall. Windows are 2/2 aluminum double-hung-sash. The house has a concrete block pier foundation, vinyl siding, and a pressed metal roof. There is a shed roof addition at the rear (north).

**169. (C) 1816 20th Street 1921-1929 Vernacular Bungalow**  
One-story, frame, two-bay-wide (w-dw), vernacular front-gable Bungalow. The partial-width, screened, front-gable porch with lattice covering has brick pedestals (upper supports were obscured at time of survey). Bay 2 has an entry door (obscured at time of survey). Windows are 2/2 aluminum double-hung-sash. The house has a brick pier foundation, vinyl siding over novelty siding, and a 3-tab asphalt shingle roof. There is a hipped addition at the rear (north).

**170. (C) 2007 20th Street 1939-1947 Minimal Traditional**  
One-story, frame, four-bay-wide (porch-ww-w-w), Minimal Traditional house with intersecting hip-and-gable roof. The partial width, flat roof entry porch is supported by square posts and pilasters; there is a panel entry door on the right (east-facing) wall. Windows are single and paired 6/6 wood double-hung-sash and single 6/6 vinyl double-hung-sash; some with fixed shutters. Details include: close eaves and side-gable attic vent. The house has a pier foundation, novelty siding, and a 3-tab asphalt shingle roof. There is a shed roof porch at the rear (south).

**171. (C) 2011 20th Street 1939-1947 Minimal Traditional**  
One-story, frame, three-bay-wide (porch-w-w), Minimal Traditional house with side-gable roof. The partial-width, inset entry porch with picketed balustrade is supported by square posts and has an entry door on the right (east-facing) side. Bays 2 and 3 are a hipped roof wing. Windows are single and paired, 8/8 and 1/1 vinyl double-hung-sash, 6/6 wood double-hung-sash, and 2-light wood casement; some with fixed shutters. The house has a pier foundation, Hardie siding, and an architectural asphalt shingle roof.

**172. (C) 2017 20th Street 1939-1947 Minimal Traditional**  
One-story, frame, three-bay-wide (ww-ww-d-w), Minimal Traditional house with side-gable roof. The partial-width, inset entry porch has a decorative iron support. Bay 2 has a window replacing the previous entry door on the right (west-facing) wall. Bay 3 has a 5-light fanlight/4-panel entry door. Bay 4 has a secondary side-gable roof. Windows are single and paired, vinyl, 6/6 and 9/9 double-hung-sash. The house has a pier foundation, asbestos siding, and a 3-tab asphalt shingle roof. [Photo 56]

**173. (NC) 2026 20th Street 1947-1949 Minimal Traditional**  
One-story, frame, three-bay-wide (w-w-ww), Minimal Traditional with intersecting gable roof. Bays 1 and 2 are a front-gable wing. Bay 3 is a shed roof addition with 5-light fanlight/4-panel entry door on the right (east) side. Windows are 6/6 vinyl double-hung-sash. The house has a pier foundation, vinyl siding, brick skirting, and an architectural asphalt shingle roof. There is a shed roof addition at the rear (north). Changes to the siding, fenestration. Porch and massing adversely affect the integrity.

**174. (C) 2100 20th Street 1940-1947 Vernacular**  
One-story, concrete block, three-bay-wide (www-d-www), vernacular house with hipped roof. Bay 1 is a hipped roof wing. Bay 2 is an enclosed, hipped roof porch with 6-panel entry door. Windows are paired and ribbon 3/1 wood double-hung-sash and 1/1 vinyl double-hung-sash. Details include: brick window ledges, wide eaves, and rusticated block skirting. The house has a pier foundation, concrete block construction, composite wood siding, and a 3-tab asphalt shingle roof.

**175. (C) 2101 20th Street 1965 Ranch**  
One-story, frame, six-bay-wide (w-w-dwww-w-w-d), Ranch house with side-gable roof. The partial-width front-gable entry porch with picketed railing is supported by square posts. Bay 2 has an entry door (obscured at time of survey). Bay 6 is likely an enclosed, inset, side-gable carport. Windows are wood, 6/6 double-hung-sash, 16-light flanked by 6/6 double-hung-sash tripartite, and 6/6 vinyl double-hung sash. The house has a pier foundation,

Central Gulfport Historic District

Harrison County  
Mississippi  
County and State

Name of Property

asbestos siding, and an architectural asphalt shingle roof. There are two shed roof covered areas over the main elevation (north).

- 176. (C) 2106 20th Street 1947-1949 Vernacular**  
Two-story, frame, two-bay-wide (ww-d), vernacular apartment building with low-pitched hipped roof. The front-gable, partial-width entry porch is supported by square posts. Bay 2 has a 6-panel entry door. Windows are single and paired, wood 2/2 and vinyl 6/6, double-hung-sash. Details include: exposed rafter tails and corner moldings. The house has a continuous concrete foundation, asbestos siding, and an asphalt shingle roof. Adjoining two-story L-plan apartment building with gable and hip roof. [Photo 19]
- 177. (C) 2110 20th Street 1939-1947 Craftsman Bungalow**  
**Perry Law Firm LLC**  
One-story, frame, two-bay-wide (wwwd-ww), Craftsman vernacular Bungalow with side-gable roof. Bay 1 has a 2-panel entry door sheltered by a front-gable awning supported by decorative knee brackets. Windows are single, paired, and ribbon 2/2 aluminum double-hung-sash. Details include: exposed rafter tails and wide window and door trim. The house has a pier foundation, asbestos siding, and 3-tab asphalt shingle roof. There is a gable wing at the rear (north).
- 178. (C) 2111 20th Street 1950-1953 Ranch**  
1.5 story, frame, four-bay-wide (w-w-wwd-w), Ranch house with hip-and-gable roof. The partial-width, inset porch is supported by a round pole. Bays 1 and 2 are a gable-on-hip wing. Bay 3 has a plain entry door. Bay 4 is a carport wing with gable-on-hip roof supported by round poles on brick pedestals. Windows are single, paired, and ribbon 2/2 wood double-hung-sash. The house has a concrete slab foundation, asbestos siding, and an architectural asphalt shingle roof. There is a half-story addition and a shed roof porch supported by square posts at the rear (south).
- 179. (C) 2116 20th Street 1947-1949 Minimal Traditional**  
1.5-story, frame, three-bay-wide (w-d-w), Minimal Traditional house with side-gable roof. The shed roof entry porch is supported by square posts. Bay 1 is a front-gable wing. Bay 2 has a 15-light entry door. Windows are 1/1 wood double-hung-sash; some with fixed shutters. Details include: plain frieze, brick soldier frieze and window ledges, and triangular attic vents. The house has a concrete slab foundation, brick cladding, and an architectural asphalt shingle roof. There is a shed roof dormer at the rear (north).
- 180. (NC) 2200 20th Street 1912-1922 Vernacular**  
**Bella Bleu Art Studio & Gallery**  
One-story, frame, two-bay-wide (ww-dww), vernacular house with intersecting gable roof. Bay 2 is a partial-width, enclosed, partial hipped roof porch with 15-light entry door. Windows are vinyl 8/8, 6/4, 4/4, 1/1 double-hung-sash and 1-light fixed; wood single, paired and ribbon 4/1 double-hung-sash; and 2-light aluminum awning. Details include: steeply pitched roofs and pedimented gables. The house has a pier foundation, vinyl siding, and a pressed metal roof. There is a shed roof ell on the left (west) and a shed roof L-addition on the right/rear (northeast corner). Extensive changes to the massing, siding, fenestration and porch adversely affect the integrity.
- 181. (C) 2204 20th Street 1900-1910 L-Front**  
One-story, frame, two-bay-wide (wwd-ww), L-front house with intersecting gable roof. The partial-width, partially enclosed, shed roof porch is supported by round columns. Bay 1 is a front-gable cutaway bay with oval light/2-panel door. Windows are vinyl, paired, 6/6 and 1/1 double-hung-sash, wood, single and paired, 6/6 double-hung-sash and wood 2/1 double-hung-sash; some openings closed by functional shutters. Details include: turned frieze, jigsaw brackets and pedimented gables. The house has a brick pier foundation, vinyl siding, and a pressed metal roof.

Central Gulfport Historic District

Harrison County  
Mississippi

Name of Property

**182. (NC) 2216-2218 20th Street**

**1912-1922**

County and State

**Vernacular**

One-story, frame, five-bay-wide (ww-d-w-d-w), vernacular house with side-gable, broken slope roof. The full-width, inset porch is supported by square posts. Bays 2 and 4 are 6-panel entry doors. Windows are 1/1 aluminum double-hung-sash. The house has a pier foundation, vinyl siding, and an asphalt shingle roof. There is an enclosed hipped roof porch on the right (east) side and a shed roof addition at the rear (north). Changes to the massing, siding and fenestration adversely affect the integrity of the house.

**21st Avenue**

**183. (C) 1703 21st Avenue**

**1925-1935**

**Craftsman Bungalow**

One-story, frame, four-bay-wide (dd-dd-dd-dd), Craftsman vernacular Bungalow with hipped roof having a flat center. The full-width, inset porch is supported by Doric columns. Bays 1-4 are paired 9-light French doors. Bay 2 has 9-light sidelights. Windows are wood 4/2 double-hung-sash and 1-light fixed. Details include: a porch frieze on the main façade and exposed rafter tails. The house has a concrete block pier foundation, novelty siding, and an architectural asphalt shingle roof. There is a shed roof addition at the rear (west). [Photo 41]

**184. (C) 1705 21st Avenue**

**1962**

**Vernacular**

One-story, frame, two-bay-wide (w-d) vernacular front-gable house. Bay 2 is 9-light entry door. Windows are single and paired 6/6 vinyl double-hung-sash. The house has a concrete pier foundation, T-111 and novelty siding, and an asphalt shingle roof. There is a shed roof addition on the left (south) side.

**185a. (NC) 1709 A 21st Avenue**

**1900-1910**

**Folk Victorian**

One-story, frame, four-bay-wide (ww-d-ww-ww), Folk Victorian hipped roof house with pedimented gable on the left (south). The wraparound, hipped roof porch is enclosed. Bay 2 is an inset entry with oval 1-light/2-panel door. Bay 4 is a pedimented gable wing with cutaway bay. Windows are single and paired 6/6 vinyl double-hung-sash with faux muntins. The house has a pier foundation, brick cladding, vinyl siding, and an architectural asphalt shingle roof. There is an attached shed roof carport at the rear (west). Extensive changes to the massing, siding, fenestration and porch adversely affect the integrity.

**185b. (NC) 1709 B 21<sup>st</sup> Avenue**

**1980**

**Vernacular**

Two-story hip-roofed apartment building.

**186. (C) 1715 21st Avenue**

**1908-1910**

**Vernacular**

**Floyd & Floyd Law Offices**

One-story, frame, three-bay-wide (w-d-w), vernacular house with a hipped roof. The partial-width, hipped roof porch with picketed balustrade is supported by square columns. Bay 2 is a 28-light door with 2-light/1-panel sidelights and 3-light transom. Windows are single and paired 1/1 vinyl double-hung-sash. The house has a brick pier foundation, novelty siding, and an architectural asphalt shingle roof. There is a hipped roof wing and a shed roof addition at the rear (west). [Photo40]

**187a. (C) 1717 A 21st Avenue**

**1940-1950**

**Minimal Traditional**

One-story, frame, five-bay-wide (w-w-d-w-w), Minimal Traditional house with side-gable roof and front-gable accent. The partial-width, shed roof porch has iron supports. Bay 2 is an entry door with 1-light diamond pane. Windows are single and paired aluminum double-hung-sash; some with fixed shutters. The house has a pier foundation, clapboard siding, and an asphalt shingle roof. There is a full-width, gable wing and a partial-width gable roof addition at the rear (west).

**187b. (NC) 1717 B 21<sup>st</sup> Street**

**c.1975**

**Vernacular**

One-story, frame gable-roofed duplex with brick veneer.

Central Gulfport Historic District

Harrison County

Mississippi

County and State

Name of Property

187c. (NC) 1717 C 21<sup>st</sup> Street

C. 1975

Vernacular

One-story, frame gable-roofed duplex with brick veneer.

188. (C) 1735 21<sup>st</sup> Avenue

1903-1910

Vernacular

One-story, frame, three-bay-wide (d-w-ww), vernacular house with hip-and-gable roof. The partial-width, pressed metal, hipped roof porch is supported by square tapered columns on brick pedestals. Bay 1 is a 1-light/3-panel entry door with filled transom. Windows are single and paired 3/2 aluminum double-hung-sash. The house has a brick pier foundation, clapboard and novelty siding, and an architectural asphalt shingle roof. There is a gable wing and a shed roof addition at the rear (west).

189. (NC) 1806 21<sup>st</sup> Avenue

1947-1949

Vernacular Bungalow

One-story, frame, two-bay-wide (dw-ww), vernacular front-gable Bungalow. Bay 1 is a partial-width, enclosed, inset porch with 6-panel door sheltered by a shed roof awning. Windows are single and paired aluminum double-hung-sash. Details include: exposed rafter tails with fascia, gable vent, and wide window trim. The house has a pier foundation, T-111 siding, and an asphalt shingle roof. There is a two-story, gable addition at the rear (east) with north- and south-facing dormers. Alterations to the massing, siding and fenestration adversely affect integrity.

190. (C) 1812 21<sup>st</sup> Avenue

1953-1958

Vernacular

One-story, concrete block, two-bay-wide (w-d), vernacular house with side-gable roof. Bay 2 has an entry door with 12-diamond-pane lights/an X-motif panel. Windows are single and paired 2/2 aluminum double-hung-sash. The house has a concrete slab foundation, concrete block and T-111 siding, and a 3-tab asphalt shingle roof. There is a shed roof addition on the rear (east).

191. (NC) 1813 21<sup>st</sup> Avenue

1971

Neo-Eclectic

One-story, side-gable, paired apartment buildings. Entrances face an interior courtyard behind a stucco covered wall (entries obscured at time of survey). Windows are 6/6 aluminum double-hung-sash. Details include gable end chimneys with decorative caps connected by a parapet. Each building has a concrete slab foundation, stucco cladding, composite wood siding, and an asphalt shingle roof. Each building has a shed roof ell facing the interior courtyard.

192. (C) 1818 21<sup>st</sup> Avenue

1947-1949

Vernacular

One-story, concrete block, three-bay-wide (dd-wwwd-w), vernacular house with gable-on-hip roof. The partial-width, shed roof porch addition is supported by square posts. Bay 1 has a 15-light French entry door. Bay 2 has a 9-light entry door with concrete block pilasters. Windows are 2/2 aluminum double-hung-sash, 4-light steel casement, and 21-light wood in the tripartite bay. The house has a pier foundation, concrete block, and a 3-tab asphalt shingle roof. There is a gable and flat roof addition at the rear (east) that extends on the left (north) and right (south).

193. (C) 1819 21<sup>st</sup> Avenue

1939-1947

Minimal Traditional

One-story, frame, three-bay-wide (wwd-ww-ww), Minimal Traditional house with side-gable roof. The partial-width, inset entry porch is supported by a turned post. Bay 1 has a 6-panel entry door. Windows are single and paired 6/6 wood double-hung-sash; some with fixed shutters. The house has a pier foundation, vinyl siding, and an architectural asphalt shingle roof. There is a side-gable carport supported by turned posts on the left (south) and a full-width, side-gable addition with shed roof entry on the right (north).

194. (C) 1901 21<sup>st</sup> Avenue

1953

Ranch

Aultman, Tyner & Ruffin Law Offices

One-story, frame, five-bay-wide (ww-d-ww-ww-wdw), Ranch house with side-gable and hipped roof. Bay 2 is a 6-panel entry door. Bays 3 and 4 project from the main elevation. Bay 5 is a hipped roof, enclosed garage with entry door flanked by 3-light sidelights. Windows are single, paired, and ribbon aluminum louvered and 2/2 double-hung-sash. The house has a concrete slab foundation, brick cladding, vinyl siding, and an architectural asphalt shingle roof. There is a shed roof ell addition and a shed roof covered porch at the rear (west).

Central Gulfport Historic District

Harrison County  
Mississippi  
County and State

Name of Property

**195. (C) 1902 21st Avenue 1939-1947 Minimal Traditional**  
**Meadows Law Firm**

One-story, frame, five-bay-wide (ww-ww-d-w), Minimal Traditional house with hipped roof. The front-gable entry porch, with picketed balustrade, is supported by square columns. Bays 1 and 2 are a front-gable wing. Bay 3 has a 4-light/1-panel entry door. Windows are single and paired, vinyl, 1/1 and 4/4 double-hung-sash and 1-light fixed. The house has a pier foundation, Hardie siding, and an architectural asphalt shingle roof. There is a gable wing and a flat roof addition at the rear (east).

**196. (C) 1911 21st Avenue 1950-1953 Minimal Traditional**  
**Hester & Coats Law Offices**

One-story, frame, three-bay-wide (w-dwww-www), Minimal Traditional house with side-gable roof. Bay 1 is a side-gable ell. Bay 2 has a wide eave with a square motif support sheltering a 6-panel entry door and stoop. Windows are single and ribbon 6/6 wood double-hung-sash, and wood 20-light fixed flanked by 6/6 double-hung-sash tripartite. The house has a pier foundation, asbestos siding, and a 3-tab asphalt shingle roof. There are hipped roof additions at the rear (west).

**197. (C) 1912 21st Avenue 1939-1947 Minimal Traditional**  
**John D. Folding & Associates**

One-story, frame, four-bay-wide (w-ww-w-w), Minimal Traditional house with intersecting hip-and-gable roof. The partial-width, shed roof porch is supported by square posts and has an entry door with 5-light fan window on the right (south-facing) wall. Windows are single and paired 6/6 vinyl double-hung-sash. Details include: close eaves and exposed rafter tails on the porch roof. The house has a pier foundation, vinyl siding, and an architectural asphalt shingle roof.

**198. (C) 1915 21st Avenue 1965 Ranch**

One-story, frame, four-bay-wide (w-w-wwwd-carport), Ranch house with hipped roof. Bays 1 and 2 are a hipped roof wing. Bay 3 is a partial-width, inset entry porch with a plain entry door. Bay 4 is a hipped roof carport supported by metal poles. Windows are 2/2 wood and aluminum double-hung-sash. The house has a concrete slab foundation, board & batten siding with brick skirting, and an architectural asphalt shingle roof. There are hipped roof wings at the rear (west) mirroring the wings on the main elevation.

**199. (C) 1918 21st Avenue 1939-1947 Minimal Traditional**  
**William Peneguy Accounting**

One-story, frame, four-bay-wide (ww-ww-d-w), Minimal Traditional house with intersecting gable and hip roof. Bays 2 and 3 have a secondary front-gable roof sheltering an inset entry porch supported by a turned column; the entry door is 4-light/1-panel. Windows are single and paired, 1/1 vinyl double-hung-sash. The house has a pier foundation, vinyl siding, and an architectural asphalt shingle roof. There is a gable wing addition at the rear (east).

**200. (C) 1919 21st Avenue 1939-1947 Vernacular Bungalow**

1.5-story, frame, three-bay-wide (w-d-w), vernacular side-gable Bungalow with exposed rafter tails. The partial-width, front-gable porch is supported by square columns. Bay 2 is an entry door (obscured at time of survey). Windows were boarded on the first floor; upper-story windows were obscured at time of survey. The house has a pier foundation, asbestos and novelty siding, and an asphalt shingle roof. There is an enclosed gable porch at the rear (west).

**201. (C) 2015 21st Avenue 1939-1947 Contemporary**

One-story, concrete block, three-bay-wide, (wwwww-d-ww), Contemporary house with hipped roof. The partial-width, inset porch with shed roof projection is supported by square and round posts. Bay 2 is a solid door with three stepped lights and glass block on the left side and top. Windows are 2/2 aluminum double-hung-sash, 1-light ribbon awning, and 1-light flanked by 2/2 aluminum double-hung-sash tripartite. Details include: wide eaves and oversized

Central Gulfport Historic District

Harrison County  
Mississippi  
County and State

Name of Property

window ledges. The house has a concrete slab foundation, concrete block and brick cladding, and an asphalt shingle roof.

**202. (NC) 2019 21st Avenue 1939-1947 Minimal Traditional**  
One-story, frame, four-bay-wide (w-d-d-w), Minimal Traditional house with intersecting gable-and-hip roof. The partial-width, shed roof trellis/porch is supported by square posts. Bays 2 and 3 have 15-light entry doors. Windows are 6/6 vinyl double-hung-sash. Details include: close eaves and dentil cornice molding. The house has a pier foundation, split log cladding (main elevation), vinyl siding, and a 3-tab asphalt shingle roof. There is a side-gable wing on the left (south). Extensive changes to the massing, siding, fenestration and porch adversely affect the integrity.

**203. (C) 2022 21st Avenue 1939-1947 Minimal Traditional**  
One-story, frame, three-bay-wide (w-d-w), Minimal Traditional side-gable house. The partial-width, front-gable porch is supported by turned posts. Bay 2 is an entry door with round arch light and 7-panels. Windows are single, paired, and ribbon 8/8 and 6/6 wood double-hung-sash and 6/6 aluminum d-h-s with faux muntins. The house has a brick pier foundation, novelty siding, and a 3-tab asphalt shingle roof. There is a side-gable screened porch on the left (north) and a gable-on-hip addition at the rear (east).

**204. (C) 2101 21st Avenue 1950 Minimal Traditional**  
One-story, frame, two-bay-wide (dww-ww), Minimal Traditional side-gable house. Bay 1 is an enclosed front-gable porch with plain entry door. Bay 2 is a shed roof addition. Windows are aluminum, single and paired 2/2 double-hung-sash and 2-light sliding; some with fixed shutters. The house has a continuous concrete foundation, asbestos siding, and a 3-tab asphalt shingle roof. There is a shed roof addition at the rear (west).

**205a. (C) 2109 A 21st Avenue 1939-1947 Vernacular**  
One-story, frame, two-bay-wide (d-ww), vernacular house with intersecting gable roof and wall dormer on the right (north). The partial-width, pressed metal, flat roof porch is supported by square posts. Bay 1 is an entry door with three staggered rectangular lights. Bay 2 is a front-gable wing. Windows are 6/6 wood double-hung-sash; some with fixed shutters. The house has a pier foundation, vinyl siding, and a 3-tab asphalt shingle roof.

**205b. (C) 2109 B 21st Avenue 1939-1947 Vernacular Commercial**  
**Coast Shoe Shop**  
**Holley Pest Control**  
One-story, frame, one-bay-wide (wdw), Vernacular Mid-20th Century Commercial building with front-gable roof behind a parapet wall. There is a plain entry door on the main elevation. Windows are 1-light wood fixed and single and ribbon, 6-light wood fixed. The building has a concrete slab foundation, vinyl siding, and a 3-tab asphalt shingle roof.

**206. (C) 2115 21st Avenue 1939-1947 Vernacular Bungalow**  
One-story, frame, two-bay-wide (ww-dww), vernacular front-gable Bungalow. The front-gable entry porch is supported by square posts. Bay 2 has a 6-panel entry door. Windows are single and paired 3/1 wood double-hung-sash; some with fixed shutters. The house has a pier foundation, vinyl siding, and an asphalt shingle roof.

**207. (C) 2117 21st Avenue 1939-1947 Vernacular Bungalow**  
One-story, frame, two-bay-wide (ww-dw), vernacular front-gable Bungalow. The partial-width, partially-inset, screened, front-gable porch is supported by square posts. Bay 2 has an entry door (obscured at time of survey). Windows are 1/1 vinyl double-hung-sash. The house has a pier foundation, vinyl siding, and a pressed metal roof. There is a full-width, enclosed porch at the rear (west).



Central Gulfport Historic District

Harrison County  
Mississippi  
County and State

Name of Property

- 208. (NC) 2201 21st Avenue 2009 Neo-Bungalow**  
One-story, frame, two-bay-wide (wd-w), Neo-Bungalow with front-gable roof. The partial-width, front-gable porch is supported by square posts. Bay 1 has a 5-light fanlight/4-panel entry door. Windows are 6/6 vinyl double-hung-sash; some with fixed shutters. The house has a pier foundation, vinyl siding, and an asphalt shingle roof.
- 209. (NC) 2206 21st Avenue 2004 Vernacular**  
Two-story, two-bay-wide (w-dw), vernacular, two-flat, apartment building with front-gable roof. The partial-width, two-story, inset, porch with picketed railing is supported by square posts. Bay 2 has a 1-light entry door. Windows are 6/6 vinyl double-hung-sash; some with fixed shutters. The house has a concrete slab foundation, vinyl siding, and a 3-tab asphalt shingle roof.
- 210. (C) 2207 21st Avenue 1939-1947 Minimal Traditional**  
One-story, frame, three-bay-wide (w-dw-w), Minimal Traditional house with side-gable roof. Bay 2 is a front-gable ell with 2-light/4-panel entry door sheltered by a shed roof awning. Bay 3 is an enclosed side-gable porch. Windows are 1/1 aluminum double-hung-sash and 6/6 wood double-hung-sash. The house has a brick pier foundation, asbestos siding, and a 3-tab asphalt shingle roof.
- 211. (NC) 2208 21st Avenue 2004 Vernacular**  
Two-story, two-bay-wide (wd-w), vernacular, two-flat, apartment building with hipped roof. The partial-width, two-story, inset, porch with picketed railing is supported by square posts. Bay 2 has a 1-light/2-panel entry door. Windows are 6/6 vinyl double-hung-sash; some with fixed shutters. The house has a concrete slab foundation, vinyl siding, and a 3-tab asphalt shingle roof.
- 212. (NC) 2209 21st Avenue 1939-1947 Minimal Traditional**  
One-story, frame, seven-bay-wide (w-w-d-w-w-d-w), Minimal Traditional house with front-gable roof. The partial-width, partially inset, front-gable porch is supported by square posts. Bay 1 is an enclosed side-gable porch. Bay 3 has an entry door with round arch light. Bay 6 has a 12-light entry door. Windows are 6/6 vinyl double-hung-sash. Details include: close eaves and exposed rafter tails. The house has a pier foundation, Hardie siding, and a 3-tab asphalt shingle roof. Change to the siding, fenestration and porch adversely affect the integrity.
- 213. (C) 2211 21st Avenue 1925-1927 Vernacular Bungalow**  
One-story, frame, two-bay-wide (ww-dww), vernacular front-gable Bungalow. The full-width, inset porch with picketed railing is supported by square posts on brick pedestals. Bay 2 has an oval light and panel entry door. Windows are single, paired, and ribbon 6/6 and 4/4 vinyl double-hung-sash. The house has a pier foundation, novelty siding, and a pressed metal roof. There is an enclosed porch, a gable addition, and a shed roof porch at the rear (west).
- 214. (NC) 2212 21st Avenue 2004 Vernacular**  
Two-story, two-bay-wide (w-dw), vernacular, two-flat, hipped roof apartment building with front-gable dormer. The partial-width, two-story, inset, porch with picketed railing is supported by square posts. Bay 2 has a 1-light/2-panel entry door. Windows are 6/6 vinyl double-hung-sash; some with fixed shutters. The house has a concrete slab foundation, vinyl siding, and a 3-tab asphalt shingle roof.
- 215. (C) 2213 21st Avenue 1927-1930 Vernacular**  
One-story, frame, three-bay-wide (w-d-dw), vernacular front-gable house with hipped roof wing. The partial-width, partial hipped roof, screened porch wraps around the right (south) side of the front-gable. Bays 2 and 3 have entry doors (both were obscured at time of survey). Windows are 2/2 wood double-hung-sash. The house has a pier foundation, novelty siding, and a 3-tab asphalt shingle roof. There is a shed roof covered entry at the rear (west).

Central Gulfport Historic District

Harrison County  
Mississippi  
County and State

Name of Property

**216. (C) 2221 21st Avenue 1925 Craftsman Bungalow**  
One-story, frame, three-bay-wide (ww-d-w), Craftsman Vernacular front-gable Bungalow with exposed rafter tails. The full-width porch with gable and shed roof is supported by square columns. Bay 2 is a solid entry door. Windows are 6/1 wood double-hung-sash. The house has a pier foundation, novelty siding, and an architectural asphalt shingle roof. There is a gable addition with awning at the rear (west).

**217a. (C) 2224 A 21st Avenue 1923-1925 Vernacular Bungalow**  
One-story, frame, two-bay-wide (dw-w), vernacular front-gable Bungalow. The partial-width, inset porch is supported by slender Doric columns. Bay 1 has a 1-light/3-panel entry door. Bay 2 has a 1-light/3-panel entry door on the left-facing (north) wall. Windows are wood, single, paired, and ribbon 2/2 double-hung-sash, paired 6/6 and 2-light casement. The house has a pier foundation, novelty siding, and an architectural asphalt shingle roof. There is a cross-gable wing at the rear (east).

**217b. (NC) 2224 B 21<sup>st</sup> Avenue c. 2014 Vernacular**  
One-story, frame, three-bay-wide (w-d-w) vernacular, pyramidal roof house with full-width undercut gallery. Windows are 6/6 dhs vinyl, door is single-leaf with multi-lights. Asphalt shingle roof, vinyl siding.

**218. (C) 2300 21st Avenue 1922-1925 Vernacular Bungalow**  
One-story, frame, two-bay-wide (ww-dw), vernacular front-gable Bungalow. The full-width, hipped roof porch is supported by square columns. Bay 2 has an entry door (obscured at time of survey). Windows are single and paired 4/4 wood double-hung-sash and 1/1 vinyl double-hung-sash; some with fixed shutters. Details include: exposed rafter tails and decorative entry door surround. The house has a pier foundation, asbestos siding, and an asphalt shingle roof. There is an enclosed, inset porch at the rear (east).

**219. (C) 2301 21st Avenue 1949-1953 Ranch**  
One-story, frame, two-bay-wide (w-d-ww), Ranch house with side-gable roof. The partial-width, shed roof porch has decorative iron supports. Bay 1 has a front-gable roof. Bay 2 has an entry door (obscured at time of survey). Windows are 1/1 wood double-hung sash and 3-light aluminum sliding; some with fixed shutters. The house has a pier foundation, vinyl siding, and an asphalt shingle roof. There are side-gable ells on the left and right (south and north) and a shed roof addition with inset porch at the rear (west).

**220. (C) 2304 21st Avenue 1939 Minimal Traditional**  
One-story, frame, three-bay-wide (w-d-w), Minimal Traditional house with side-gable roof. Bay 2 is a 6-panel door sheltered by a front-gable entry awning supported by knee brackets. Windows are 1/1 aluminum double-hung-sash and paired 3/1 wood double-hung-sash. The house has a pier foundation, vinyl siding, and an asphalt shingle roof. There is a side-gable ell with enclosed porch on the left (north) and a gable ell at the rear (east).

**221. (NC) 2313 21st Avenue 1974 Ranch**  
One-story, frame, three-bay-wide (w-w-dww), Ranch house with side-gable roof. Bay 3 has a 6-panel door sheltered by a shed roof entry porch supported by turned columns. Windows are single and paired 2/2 wood double-hung-sash. The house has a concrete slab foundation, T-111 siding, and an asphalt shingle roof.

**222. (NC) 2317 21st Avenue 1996-2003 Modern**  
One-story, frame, eight-bay-wide (wwd-w-w-wwd-dww-w-w-dww), Modern, four unit, apartment building with hipped roof. Bays 1, 4, and 8 have 6-panel doors sheltered by front-gable entries with square post supports. Windows are single and paired 6/6 vinyl double-hung-sash; some with fixed shutters. The building has a concrete slab foundation, vinyl siding, and an asphalt single roof.

**223a. (NC) 2318 A 21st Avenue 1922-1925 Vernacular**  
One-story, frame, three-bay-wide (wwd-w-w), vernacular house with front-gable roof. The partial-width, inset porch with picketed railing is supported by square posts. Bay 1 has a 4-panel door with 5-light fanlight. Bay 3 is a side-gable wing addition. Windows are 2-light aluminum sliding; some with fixed shutters. The house has brick cladding,

Central Gulfport Historic District

Harrison County  
Mississippi  
County and State

Name of Property

vinyl and composite wood siding, and an asphalt shingle roof. There is a shed roof addition at the rear (east). Changes to the massing, siding, fenestration and porch adversely affect the integrity.

- 223b. (C) 2318 B (alley) 21st Avenue 1960 Vernacular**  
Two-story, concrete block, two-bay-wide (w-w), vernacular front-gable Building. There is a 6-panel entry door on the right (south-facing) side. Windows are 2/2 aluminum double-hung-sash, 6/6 vinyl double-hung-sash, and glass block. The building has a concrete slab, concrete block, Hardie siding, and an asphalt shingle roof.
- 224. (C) 2323 21st Avenue 1922-1925 Vernacular Bungalow  
Mack Francis, Builder**  
One-story, frame, two-bay-wide (wwd-dww), vernacular front-gable Bungalow . The full-width, inset porch with squared openings is supported by rectangular stucco piers with arched openings. Bay 1 has an entry door (obscured at time of survey). Bay 2 has a 9-light Craftsman style entry door. Windows are single and paired, 4/1 wood double-hung-sash and 1/1 vinyl d-h-s (on the rear addition). The house has a pier foundation, stucco cladding, and a 3-tab asphalt shingle roof. There are front-gable, shed and hipped roof additions at the rear (west). [Photo 16]
- 225. (NC) 2324 21st Avenue 1912-1922 L-Front**  
One-story, frame, three-bay-wide (ww-wd-ww), vernacular L-front house with intersecting gable roof. Bays 2 and 3 are a partial-width, enclosed, shed roof porch that extends to a carport with pole supports. Bay 2 has a 6-panel entry door. Bay 1 is a front-gable ell. Windows are single paired 1/1 vinyl double-hung-sash. The house has a brick pier foundation, clapboard siding, and an asphalt shingle roof. There is a shed roof addition at the rear (east). Changes to the fenestration and porch, which alters the massing, adversely affect the integrity.
- 226. (C) 2325 21st Avenue 1925-1927 Vernacular Bungalow**  
One-story, frame, four-bay-wide (ww-ww-d-ww), vernacular side-gable Bungalow. The partial-width, front-gable porch with picketed railing is supported by turned posts on brick pedestals. Bay 1 is a side-gable wing addition. Bay 3 is a 4-panel door with 5-light fanlight. Windows are single, paired, and ribbon, 4/1 wood double-hung-sash and 4/4 and 6/6 vinyl double-hung-sash. Details include: wide eaves and a brick chimney. The house has a pier foundation, vinyl siding, and an asphalt shingle roof. There is a gable wing and an enclosed shed roof porch at the rear (west).
- 227. (C) 2326 21st Avenue 1922-1925 Vernacular**  
One-story, frame, three-bay-wide (w-d-ww), vernacular house with hipped roof. The partial-width, front-gable porch with picketed railing is supported by tapered square columns on pedestals. Bay 2 has a 6-panel entry door. Windows are single and paired, 2/2 wood double-hung-sash, glass block and aluminum "greenhouse" on the left (north) side. The house has a concrete block pier foundation, vinyl siding, and an asphalt shingle roof. There is an inset, addition and a hipped roof screened porch addition at the rear (east).
- 228. (C) 2403 21st Avenue 1922-1925 Craftsman Bungalow**  
One-story, frame, two-bay-wide (ww-wdw), Craftsman vernacular front-gable Bungalow. The partial-width, partially enclosed, screened, shed roof porch is supported by tapered posts on brick pedestals. Bay 2 has an entry door (obscured at time of survey). Windows are single and paired, 2/2 aluminum double-hung-sash. Details include: porch brackets and exposed rafter tails. The house has a brick pier foundation, vinyl siding, and an asphalt shingle roof. There is a hipped roof addition on the left (south) side enclosing a rear porch and a shed roof addition at the rear (west).
- 229. (NC) 2405 21st Avenue 1912-1922 L-Front**  
One-story, frame, four-bay-wide (www-d-ww-d), vernacular L-Front house with intersecting gable roof. The partial-width shed roof porch has decorative iron supports and scallop soffit. Bay 2 is an entry door with 3-staggered lights. Bay 3 is a front-gable ell. Bay 4 is a shed roof addition with 6-panel door. Windows are wood fixed 1-light flanked by 3/1 double-hung-sash, paired 6/6 vinyl d-h-s, and 2/2 aluminum d-h-s. The house has a pier foundation, asbestos

Central Gulfport Historic District

Harrison County  
Mississippi  
County and State

Name of Property

siding, and an asphalt shingle roof. Changes to the massing, siding, fenestration and massing adversely affects the integrity.

230. (C) 2413-2415 21st Avenue 1926 Craftsman Bungalow  
Mack Francis, Builder

One-story, frame, two-bay-wide (wdw-wdw), Craftsman front-gable bungalow. The full-width, inset porch with square openings is supported by rectangular stucco piers. Bays 1 and 2 have 15-light entry doors. Windows are single and paired 4/1 wood double-hung-sash. Details include: exposed rafter tails and wide window and door architrave trim. The house has a concrete block pier foundation, stucco cladding, and an asphalt shingle roof.

[Photo 15]

231. (C) 2417-2419 21st Avenue 1926 Craftsman Bungalow  
Mack Francis, Builder

One-story, frame, two-bay-wide (wdw-wdw), Craftsman front-gable bungalow. The full-width, inset porch with square openings is supported by rectangular stucco piers. Bays 1 and 2 have 6-panel entry doors. Windows are single and paired 4/1 wood double-hung-sash. Details include: exposed rafter tails and wide window and door architrave trim. The house has a concrete block foundation, stucco cladding, and an asphalt shingle roof.

[Photo 15]

21st Street

232. (C) 1728 21st Street 1939-1947 Commercial Vernacular

One-story, frame, three-bay-wide (ww-d-d), mid-20th century front-gable vernacular commercial building. Bay 1 has a 9-light door on the left (west) side sheltered by a full-depth, inset porch with oversized brackets. Bays 2 and 3 are garage door openings with pressed metal sliding doors. Windows are wood, paired with one 6/6 double-hung-sash and one 2/2 d-h-s and single 4/4 d-h-s and 1-light fixed. The building has a raised concrete foundation, wood board and batten siding, pressed metal cladding on the main elevation, and a pressed metal roof.

233. (C) 1804 21st Street 1949-1953 Ranch

One-story, frame, four-bay-wide (ww-www-d-www), Ranch with side-gable roof. The partial-width, front-gable entry porch has decorative iron supports. Bay 3 is a 6-panel entry door. Windows are wood, paired 3/1 double-hung-sash and fixed single-pane flanked by 2/2 d-h-s. Details include: exposed rafter tails and smooth porch frieze. The house has a continuous concrete foundation, asbestos siding, and an asphalt shingle roof. There is a front-gable carport with side-gable breezeway on the left (west) side and a side-gable porch on the right (east) side.

234. (C) 1915 21st Street 1958 Vernacular

One-story, concrete block, two-bay-wide (ww-dw), vernacular house with side-gable roof. Bay 2 has a 6-panel entry door. Windows are single and paired, 4-light and 6-light wood awning and 8-light metal casement. Details include: exposed rafter tails and scalloped gable trim. The house has a concrete slab foundation, CMU block, and a 3-tab asphalt shingle roof. There is a shed roof addition on the right (west) and a gable addition at the rear (south).

235. (C) 2012 21st Street 1925-1927 Shotgun

One-story, frame, two-bay-wide (d-w), Shotgun with front-gable roof and Craftsman details. The full-width, inset porch is supported by square posts on brick pedestals. Bay 1 is an entry door (obscured at time of survey). Windows are 2/2 aluminum double-hung-sash; some with fixed shutters. Details include: gable knee braces and smooth cornice with dentil molding above the porch. The house has a brick pier foundation, Hardie siding, and an asphalt shingle roof. There is a shed roof addition at the rear (north).

236. (C) 2111 21st Street 1939-1947 Vernacular

One-story, frame, three-bay-wide (ww-ww-dw), vernacular house with intersecting gable-and-hip roof. The partial-width, inset porch is supported by round columns. Bay 3 has a 6-panel entry door. Windows are single and paired

Central Gulfport Historic District

Harrison County  
Mississippi  
County and State

Name of Property

1/1 vinyl double-hung-sash. Details include: close eaves and decorative sunburst on the gable end. The house has a pier foundation, novelty siding, and a pressed metal roof.

- 237. (C) 2112 21st Street 1936-1939 Ranch**  
One-story, frame, three-bay-wide (wd-w-ww), Ranch house with side-gable roof. Bay 1 has a plain entry door. Windows are single and paired 1/1 aluminum double-hung-sash; some with fixed shutters. The house has a concrete pier foundation, vinyl siding, and a 3-tab asphalt shingle roof.
- 238. (C) 2117 21st Street 1939-1947 Minimal Traditional**  
One-story, frame, three-bay-wide (wd-ww-ww), Minimal Traditional house with side-gable roof. Bay 1 has an entry door (obscured at time of survey). The partial-width, inset entry porch is supported by a turned post. Windows are single and paired 6/6 and 8/8 vinyl double-hung-sash; some with fixed shutters. The house has a pier foundation, vinyl siding, and a 3-tab asphalt shingle roof. There is a gable roof addition at the rear (south).
- 239. (NC) 2118 21st Street 1953-1958 Minimal Traditional**  
One-story, frame, three-bay-wide (www-wd-w), Minimal Traditional house with side-gable roof. The partial-width, front-gable entry porch has decorative iron supports. Bay 1 is a side-gable wing. Bay 2 has a front-gable roof. Windows are 12/12 and 9/9 vinyl double-hung-sash and vinyl 1/1 flanked by 9/9 d-h-s. Details include vinyl siding on the gable ends and brick window ledges. The house has a pier foundation, brick cladding, and a 3-tab asphalt shingle roof. There is a gable ell entry at the rear (north). Changes to the massing, siding and fenestration adversely affects the integrity.
- 240. (NC) 2125 21st Street 1939-1947 Minimal Traditional**  
One-story, frame, three-bay-wide (wwwd-d-ww), Minimal Traditional duplex with intersecting hip-and-gable roof. Bay 1 is a front-gable ell addition with 6-panel entry door. Bay 2 is an enclosed porch with a plain entry door flanked by 5-light sidelights. Windows are single, paired, and ribbon 1/1 aluminum double-hung-sash and wood, 6/6 d-h-s and ribbon 6-light fixed. Details include: close eaves and wraparound corner windows. The house has a pier foundation, aluminum siding, and a 3-tab asphalt shingle roof. There is a shed roof ell on the right (south). Changes to the massing, siding, fenestration and porch adversely affect the integrity.
- 241. (C) 2210 21st Street 1945 Minimal Traditional**  
One-story, frame, three-bay-wide (w-d-w), Minimal Traditional house with side-gable roof. Bay 2 is a 6-panel entry door and stoop sheltered by a projected eave. Bay 1 is a projected ell under the extended eave. Windows are 2/2 wood double-hung-sash. The house has a brick pier foundation, vinyl siding, and an asphalt single roof. There is a shed roof addition at the rear (north).

22nd Avenue

- 242a. (C) 1618 A 22nd Avenue 1954 Vernacular**  
One-story, frame, two-bay-wide (w-www) vernacular hipped roof house with exposed rafter tails behind the fascia board. The partial width, screened, inset porch is supported by square posts. Bay 2 has an entry door on the left (north) side; this door was obscured at the time of survey. Windows are 1/1 wood double-hung-sash; some with fixed shutters. The house has a continuous concrete foundation, clapboard siding, and an architectural asphalt shingle roof. The house has a hipped roof wing at the rear (east). [Photo 38]
- 242b. (C) 1618 B 22<sup>nd</sup> Avenue c.1980 Vernacular**  
Two-story, frame, side-gabled apartment building.
- 243. (C) 1700 22nd Avenue 1944 Vernacular Bungalow**  
One-story, frame, four-bay-wide (ww-ww-www-porch), vernacular side-gable Bungalow. Bay 4 is a partial-width, inset porch with picketed balustrade supported by a square post. There is a staggered 3-light entry door on the left

Central Gulfport Historic District

Harrison County  
Mississippi  
County and State

Name of Property

(north) wall. Windows are paired and ribbon 3/1 wood double-hung-sash. The house has a brick pier foundation, novelty siding, and an architectural asphalt shingle roof. There is a shed roof addition with partial-width porch at the rear (east).

**244. (C) 1706 22nd Avenue 1900-1910 L-Front  
Henley Title**

1.5-story, frame, three-bay-wide (www-w-d), L-front pedimented side-gable house. The partial-width, shed roof porch with picketed balustrade is supported by turned posts. Bay 1 is a pedimented gable ell with cutaway bay and 1-light/3-panel door on the right (south) side. Bay 3 is a 1-light/2-panel entry door with 2-light transom. Windows are wood, 2/2 double-hung-sash, and single-light fixed with 1-light stained glass transom. The house has a continuous brick foundation, clapboard siding, and a 3-tab asphalt shingle roof. [Photo 37]

**245. (C) 1712 22nd Avenue 1921-1927 Vernacular Bungalow  
Stelly Law Offices**

One-story, frame, three-bay-wide (w-d-w), vernacular front-gable Bungalow. The full-width, inset porch is supported by turned posts on brick pedestals. Bay 2 is a single-light, multi-panel door. Windows are 2/2 and 3/1 wood double-hung-sash; some with fixed shutters. Details include: window and door openings emphasized by wide trim and decorative knee braces. The house has a pier foundation, novelty siding, and an asphalt shingle roof. There is an ell on the right (south) side (roof was obscured at the time of survey) and a gable roof addition at the rear (east).

**246. (C) 1714 22nd Avenue 1912-1921 Vernacular Bungalow  
Cassady & Assoc. Prof.  
Land Surveyors**

One-story, frame, three-bay-wide (w-d-w), vernacular front-gable Bungalow. Bays 1-3 are a full-width, enclosed, inset porch. Bay 2 is a 4-light/2-panel entry door with 2-light/1-panel sidelights. Windows are 1/1 aluminum double-hung-sash on the main elevation; others were obscured at time of survey. Details include: stuccoed quoins, window and door trim on the main elevation. The house has a pier foundation, stucco cladding, vinyl siding, and an asphalt shingle roof. There are side-gable ells on the left and right (north and south) and a gable addition at the rear (east).

**247. (C) 1720 22nd Avenue 1921-1929 Vernacular  
Multiple businesses**

One-story, frame, three-bay-wide (www-wdw-www), vernacular house with side gable roof. The partial-width, shed roof porch is supported by square columns. Bay 1 is a front-gable wing with entry door and transom on the right (south-facing) wall. Bay 2 is an entry door with transom (obscured at time of survey). Windows are single, paired, and ribbon, 6/1 wood double-hung-sash, 1/1 vinyl, and 6/1 vinyl double-hung-sash with faux muntins; some with fixed shutters. The house has a continuous brick foundation, clapboard siding, and an architectural asphalt shingle roof.

**248. (C) 1723 22nd Avenue 1952-1957 Commercial  
Southern Bell Telephone Company Barge-Thompson Co.  
AT&T Builders**

Three-story, five-bay-wide (w-w-d-w-w), Mid-20th Century Commercial building with flat roof behind a parapet. Bay 3 is a recessed entry with panel door, 5-light arched transom and functional shutters. Windows are 8/8 steel sash; some with functional awning shutters. Details include: brick soldier courses at floor heights, dentils along the roof line, concrete arched entry door surround, window sills, and parapet cap. The building has brick cladding. There is a two-story wing and a one-story addition on the left (south).

**249. (C) 1811 22nd Avenue 1900-1912 Folk Victorian**

One-story, frame, five-bay-wide (w-w-d-w-w), Folk Victorian house with hipped roof. The full-width, hipped roof porch wraps around to the left (south) and is supported by square columns. Bay 3 is a paired 9-light entry door with 6-light sidelights and 9-light flanked by 2-light tripartite transom. Windows are 1/1 wood double-hung-sash; some

Central Gulfport Historic District

Harrison County  
Mississippi  
County and State

Name of Property

with functional shutters or awning shutters. The house has a pier foundation, clapboard siding, and an architectural asphalt shingle roof. There is a shed roof and gable roof addition at the rear (west). [Photo 36]

**250. (C) 1815 22nd Avenue 1910-1912 Free Classical**  
Two-story, frame, three-bay-wide (d-w-d), Free Classical hip roof house. The shed roof porch, supported by Ionic columns, wraps around the left (south). Bay 1 is a side-gable wing with entry door and transom (obscured at time of survey); a square, hip roof bay on its left (south) side. Bay 3 is an oval light door with stained glass transom. Windows are wood, single and paired, 5/1 d-h-s with diamond motif, 1/1 d-h-s, and 1-light fixed. The house has a brick pier foundation, clapboard siding, and an asphalt shingle roof. There is a hip-and-gable carport at the rear (west). [Photo 35]

**251. (C) 1820 22nd Avenue 1938 Craftsman Bungalow**  
**Wittmann & Wittmann J. C. McClendon,**  
**Law Offices Builder**  
1.5-story, frame, three-bay-wide (ww-wd-ww), Craftsman side-gable Bungalow. The partial-width, front-gable porch is supported by square Doric columns. Bay 2 has a 1-light commercial entry door. Windows are single and paired, wood, 4/1 double-hung-sash, 1-light fixed, ribbon 8-light casement, and 2/2 wood and aluminum d-h-s. Details include: exposed rafter tails and corner moldings. The house has a brick pier foundation, novelty siding, and an architectural asphalt shingle roof. There is a shed roof addition with gable entry at the rear (east).

**252. (C) 1900 22nd Avenue 1943 Minimal Traditional**  
**H. D. Shaw, Architect**  
**J. C. McClendon, Jr.,**  
**Builder**  
One-story, frame, three-bay-wide (d-ww-w), Minimal Traditional house with a side-gable roof. The partial-width, flat roof porch is supported by fluted columns. Bay 1 is an enclosed, side-gable porch with a 6-panel entry door flanked by 4-light aluminum sidelights with faux muntins. Bay 2 is a projected front-gable ell. Windows are single and paired, aluminum, 6/6 double-hung-sash with faux muntins, and 1/1 double-hung-sash. The house has a brick pier foundation, vinyl siding, and an architectural asphalt shingle roof.

**253a. (C) 1901 A 22nd Avenue 1947 Vernacular**  
**The Church of the Nazarene**  
**Bible Way Baptist Church**  
One-story, concrete block, two-bay-wide (w-dd-w), vernacular cruciform church with two-story, side-gable wings on the left and right (north and south). Bay 2 has a paired aluminum and glass entry door sheltered by a flat roof awning. Windows are wood 1-light fixed and 2/2 aluminum double-hung-sash. Details include: concrete buttresses and window ledges, and close eaves. The building has rusticated CMU block walls, vinyl siding on the gable ends, and an architectural asphalt shingle roof. [Photo 34]

**253b. (NC) 1901 B 22<sup>nd</sup> Avenue 1980 Vernacular**  
One-story, frame, three-bay wide (dd-w-w) church hall with low-pitched front gable roof. Double-leaf metal doors in set, with narrow windows. Brick veneer on front.

**254. (C) 1904 22nd Avenue 1943 Minimal Traditional**  
**Kay L. Wilkinson H. D. Shaw, Architect**  
**Attorney at Law J. C. McClendon, Jr.,**  
**Builder**  
One-story, frame, three-bay-wide (w-w-w), Minimal Traditional house with side-gable roof. The partial-width, partially inset, porch is supported by tapered Tuscan columns. Bay 2 has an arched light entry door on its left (north-facing) wall. Windows are 6/6 vinyl double-hung-sash with faux muntins. The house has a pier foundation, vinyl siding, and an architectural asphalt shingle roof. There is a gable wing addition at the rear (east) and an oversized, flat roof, porte-cochere addition supported by scrolled brackets on the right (south).

Central Gulfport Historic District

Harrison County  
Mississippi  
County and State

Name of Property

255. (C) 1908 22nd Avenue 1943 Minimal Traditional  
H. D. Shaw, Architect  
J. C. McClendon, Jr.,  
Builder

One-story, frame, three-bay-wide (w-w-w), Minimal Traditional house with pyramidal roof and gable vents on the north and south sides. The partial-width, partially inset, hipped roof porch is supported by square posts. Bay 2 has an entry door on the left (north-facing) wall (obscured at time of survey). Windows are 6/6 wood double-hung-sash. The house has a brick pier foundation, asbestos cladding, and an asphalt shingle roof. [Photo 33]

256. (NC) 1911 22nd Avenue 1947 Vernacular  
Two-story, concrete block, three-bay-wide (ww-wdw-www), vernacular house with hipped and side-gable roofs. Bays 1 and 2 are a one-story, enclosed, side-gable porch with front-gable detail. Bay 2 has an entry door with 5-light fan window. Bay 3 is a one-story, side-gable wing addition. Windows are 2/2 aluminum double-hung-sash and 6/4 and 6/6 vinyl double-hung-sash. The house has a concrete slab foundation, CMU, brick, and composite wood siding, and an architectural asphalt shingle roof. There is a one-story, gable addition with garage and side-gable ell at the rear (west). Extensive changes to the massing, fenestration and porch adversely affect the integrity.

257. (C) 1912 22nd Avenue 1943 Minimal Traditional  
H. D. Shaw, Architect  
J. C. McClendon, Jr.,  
Builder

One-story, frame, three-bay-wide (w-w-w), Minimal Traditional house with front-gable roof. The partial-width, partially inset, front-gable porch with smooth frieze is supported by square columns. Bay 2 has a 6-panel entry door on the left (north-facing) wall. Windows are 1/1 vinyl double-hung-sash. The house has a brick pier foundation, asbestos siding, and an asphalt shingle roof. There is a shed roof addition at the rear (east).

258. (C) 1913 22nd Avenue 1942 Vernacular Bungalow  
One-story, frame, two-bay-wide (ww-dw), vernacular hipped roof Bungalow. The partial-width, partially inset, front-gable porch with picketed balustrade is supported by square columns. Bay 2 has a 15-light entry door. Windows are single and paired wood 6/6 wood double-hung-sash; some with fixed shutters. The house has a pier foundation, novelty siding, and 3-tab asphalt shingle roof.

259. (C) 1916 22nd Avenue 1943 Minimal Traditional  
H. D. Shaw, Architect  
J. C. McClendon, Jr.,  
Builder

One-story, frame, three-bay-wide (w-w-w), Minimal Traditional house with side-gable roof. The partial-width, enclosed, partially inset, flat roof porch is supported by square columns. Bays 2 and 3 are a front-gable ell with entry door on the left (north-facing) wall. Windows are aluminum, 1/1 double-hung-sash and multi-light fixed. The house has a brick pier foundation, asbestos siding, and an architectural shingle roof. There is a shed roof addition at the rear (east).

260. (C) 1917 22nd Avenue 1941 Vernacular Bungalow  
One-story, frame, three-bay-wide (ww-d-w), vernacular front-gable Bungalow. The partial-width, partially inset, front-gable porch with picketed balustrade is supported by square posts. Bay 2 is a 4-panel door with 5-light fan. Windows are single and paired 6/6 and 3/3 wood double-hung-sash; some with fixed shutters. Details include: porch cornice and exposed rafter tails covered by fascia board. The house has a brick pier foundation, novelty siding, and a 3-tab asphalt shingle roof. There is a shed roof addition at the rear (west).



Central Gulfport Historic District

Harrison County  
Mississippi  
County and State

Name of Property

**261. (C) 1920 22nd Avenue 1943 Minimal Traditional  
H. D. Shaw, Architect  
J. C. McClendon, Jr.,  
Builder**

One-story, frame, three-bay-wide (w-www-porch), Minimal Traditional with front-gable roof. Bay 2 is a projected front-gable ell with 2-panel/2-light/2-panel entry door on the left (north-facing) wall. Bay 3 is a side-gable enclosed porch. Windows are tripartite 6/6 flanked by 4/4 wood double-hung-sash, 6/6 vinyl d-h-s with faux muntins, and single and ribbon 6/4 aluminum d-h-s. The house has a brick pier foundation, asbestos siding, and an architectural asphalt roof. There is a shed roof addition at the rear (east).

**262. (C) 1921 22nd Avenue 1939-1947 Minimal Traditional  
Rufus Alldredge  
Attorney at Law**

One-story, frame, three-bay-wide (wwd-ww-ww), Minimal Traditional house with side-gable roof. The partial-width, pedimented front-gable entry porch is supported by square posts. Bay 1 has a panel entry door. Bay 3 is an enclosed side-gable porch. Windows are single, paired, and ribbon 2/2 wood and aluminum double-hung-sash and 1/1 vinyl double-hung-sash; some with fixed shutters. The house has a pier foundation, vinyl siding, and an architectural asphalt shingle roof. There is a side-gable ell on the right (north) and a full-width shed roof addition at the rear (west).

**263. (C) 2000 22nd Avenue 1927-1929 Craftsman Bungalow**

One-story, frame, three-bay-wide (www-d-www), Craftsman Bungalow with jerkinhead roof. The partial-width, screened, front-gable porch with bricked balustrade is supported by brick columns. Bay 2 is an entry door (obscured at time of survey). Windows are single, paired, and ribbon, 10/1 wood double-hung-sash. Details include: decorative knee braces and fascia boards, brick chimney with corbelled cap, and wide window and door architrave trim. The house has a pier foundation, clapboard siding, and a 3-tab asphalt shingle roof.

**264. (NC) 2010 22nd Avenue 1955 Neo-Eclectic**

One-story, Neo-Eclectic hipped roof house. The partial-width, wraparound, front-gable porch with brick wall on the left (north) side is supported by square columns. There is a multi-panel entry door in a recessed niche sheltered by the porch. The window is a 2-light metal sliding. The house has a concrete slab foundation, brick cladding, and an architectural asphalt shingle roof. Alterations to the massing, siding and fenestration adversely affect the integrity.

**265. (C) 2013 22nd Avenue 1925 Craftsman Bungalow**

One-story, frame, three-bay-wide (ww-d-ww), Craftsman side-gable Bungalow. The partial-width, front-gable porch is supported by tapered square columns on stuccoed pedestals. Bay 2 is a 4-light/3-panel entry door. Windows are single, paired, and ribbon, 4/1 wood double-hung-sash, wood 4-light fixed and single and paired 1/1 vinyl d-h-s. The house has a continuous concrete foundation, clapboard siding, faux stone skirting, and an architectural asphalt shingle roof. There is a gable addition at the rear (west). [Photo 14]

**266. (NC) 2017 22nd Avenue 1921-1929 Vernacular**

One-story, frame, two-bay-wide (www-d), vernacular house with side-gable roof. The partial-width, shed roof porch addition has decorative iron supports. Bay 1 is a shed roof addition. Bay 2 is an enclosed porch having a 6-panel entry door with 5-light fanlight. Windows are ribbon 6/6 vinyl double-hung-sash; some with fixed shutters. The house has a brick pier foundation, vinyl siding, and a 3-tab asphalt shingle roof. There is a shed roof ell on the right (north) side and a shed roof addition at the rear (west). Alterations to the massing, siding, fenestration and porch adversely affect integrity.

Central Gulfport Historic District

Harrison County  
Mississippi  
County and State

Name of Property

- | Name of Property   | Address | Year             | Style                      |
|--|---------|------------------|----------------------------|
| <b>267. (C) 2021 22nd Avenue</b>   |         | <b>1939-1947</b> | <b>Minimal Traditional</b> |
| One-story, frame, three-bay-wide (w-d-w), Minimal Traditional house with side-gable roof. The partial-width, partially inset, front-gable entry porch with picketed railing is supported by square posts. Bay 2 has an 8-panel entry door with center light. Windows are single and paired, 2/2 wood double-hung-sash and 1/1 vinyl double-hung-sash; some with fixed shutters. The house has a continuous concrete foundation, vinyl siding, and a 3-tab asphalt shingle roof. There is a side-gable ell on the left (south) and a shed addition at the rear (west).                        |         |                  |                            |
| <b>268. (NC) 2100 22nd Avenue</b>  |         | <b>1921-1929</b> | <b>Vernacular</b>          |
| One-story, frame, two-bay-wide (w-porch), vernacular house with side-gable roof. Bays 1 and 2 are a partially enclosed and screened, shed roof porch. The main entry door was obscured at time of survey. Windows are 2/2 aluminum double-hung-sash and 4/4 vinyl double-hung-sash; some with fixed shutters. The house has a concrete foundation, vinyl siding, and a 3-tab asphalt shingle roof. There is a side-gable wing on the right (south) and a shed roof addition at the rear (east). Extensive changes to the massing, siding, fenestration and porch adversely affect integrity. |         |                  |                            |
| <b>269. (NC) 2101 22nd Avenue</b>  |         | <b>1939-1947</b> | <b>Vernacular Bungalow</b> |
| One-story, frame, two-bay-wide (d-ww), vernacular bungalow house with front-gable roof. Bay 1 is an enclosed, hipped roof porch with entry door (obscured at time of survey) and brick pedestals. Bay 2 is a front-gable ell. Windows are 6/6 and 2/2 vinyl double-hung-sash. The house has a brick pier foundation, vinyl siding, and an architectural asphalt shingle roof. Extensive changes to the siding and fenestration and alteration of the porch, which alters the massing, adversely affects integrity.   |         |                  |                            |
| <b>270. (C) 2106 22nd Avenue</b>   |         | <b>1921-1929</b> | <b>Vernacular Bungalow</b> |
| One-story, frame, two-bay-wide (ww-ww), vernacular front-gable Bungalow. Bay 1 is the enclosed half of an inset, full-width porch with entry door on the right (south-facing) wall. Bay 2 is an inset screened porch with decorative corner brackets supported by a square post. Windows are single and paired, 1/1 vinyl double-hung-sash. The house has a brick pier foundation, vinyl siding, and an asphalt shingle roof. There is a gable roof addition at the rear (east).   |         |                  |                            |
| <b>271. (NC) 2109 22nd Avenue</b>  |         | <b>1947-1950</b> | <b>Vernacular</b>          |
| Two-story, frame, four-bay-wide (ww-d-ww-ww), vernacular house with front-gable roof. The partial-width, shed roof porch is supported by square posts. Bay 2 is an entry door (obscured at time of survey). Bay 4 is a front-gable ell. Windows are single and paired 6/6 aluminum double-hung-sash and paired 2-light aluminum casement; some with fixed shutters. There is a side-gable addition and a shed roof porch on the right (north) and a gable addition at the rear (west). Extensive changes to the massing, siding, fenestration and the porch adversely affect integrity.      |         |                  |                            |
| <b>272. (C) 2110 22nd Avenue</b>   |         | <b>1927-1931</b> | <b>Craftsman Bungalow</b>  |
| One-story, frame, four-bay-wide (ww-d-d-ww), Craftsman side-gable bungalow. The partial-width, screened, front-gable porch is supported by square columns on brick pedestals. Bays 2 and 3 are 15-light entry doors. Windows are single and paired, wood, 4/1 double-hung-sash and 1-light fixed. The house has a brick pier foundation, clapboard siding, and an asphalt shingle roof. There is a shed roof bay on the right (south) and a side-gable addition with gable entry sheltering an entry door on the left (north).   |         |                  |                            |
| <b>273. (C) 2204 22nd Avenue</b>   |         | <b>1939-1947</b> | <b>Minimal Traditional</b> |
| One-story, frame, three-bay-wide (w-d-w), Minimal Traditional house with side-gable roof. Bay 2 is a slightly projected, pedimented front-gable entry with 15-light door. Windows are 1/1 aluminum double-hung-sash. Details include: close eaves and gable returns. The house has a brick pier foundation, novelty siding, and a 3-tab asphalt shingle roof. There is a shed roof ell addition on the right (south) and a shed roof addition at the rear (east).  |         |                  |                            |
| <b>274. (C) 2205 22nd Avenue</b>   |         | <b>1912-1922</b> | <b>Craftsman Bungalow</b>  |
| One-story, frame, three-bay-wide (ww-d-ww), Craftsman front-gable Bungalow. The partial-width, front-gable porch is supported by tapered wood columns on brick pedestals. Bay 2 is a round arch light and panel entry door with boarded transom. Windows are single and paired 4/4 wood double-hung-sash and paired 1/1 vinyl double-  |         |                  |                            |

Central Gulfport Historic District

Harrison County  
Mississippi  
County and State

Name of Property

hung-sash; some with functional shutters. Details include: exposed rafter tails and decorative knee brackets. The house has a pier foundation, novelty siding, and an architectural asphalt shingle roof. There is a hipped roof porch at the rear (west).

**275. (NC) 2207 22nd Avenue 1912-1922 Shotgun**  
One-story, frame, two-bay-wide (d-w), vernacular Shotgun house with hipped roof. Bay 1 is a 9-light entry door. The visible window is a 6/6 wood double-hung-sash. The house has a brick pier foundation, T-111 wood and asbestos siding, and a 3-tab asphalt shingle roof. There is a shed roof addition at the rear (west). Extensive changes to the massing, siding and fenestration adversely affect integrity.

**276. (C) 2208 22nd Avenue 1939-1947 Minimal Traditional**  
One-story, frame, three-bay-wide (w-dw-w), Minimal Traditional side-gable house. The partial-width, partially enclosed, front-gable porch addition has decorative iron supports. Bay 1 has an entry door on the right (south-facing) wall (obscured at time of survey). Bay 2 has a plain entry door. Windows are 1/1 and 2/2 wood double-hung-sash. Details include: close eaves and gable vents. The house has a concrete block pier foundation, asbestos siding, and an asphalt shingle roof. The house has rear-gable and shed roof additions at the rear (west).

**277. (NC) 2211 22nd Avenue 1971 Ranch**  
One-story, frame, four-bay-wide (w-w-dww-carport), Ranch house with side-gable roof. The partial-width, front-gable porch is supported by round columns. Bay 3 has an entry door (obscured at time of survey). Bay 4 is an inset carport supported by round columns. Windows are single and paired 6/6 aluminum double-hung-sash; some with fixed shutters. The house has a concrete slab foundation, brick cladding, composite wood, and an asphalt shingle roof. There is a hipped roof wing addition at the rear (west).

**278. (NC) 2212 22nd Avenue 1947-1950 Vernacular**  
One-story, frame, two-bay-wide (porch-w), vernacular house with side-gable roof. The partial-width, shed roof porch with turned railing is supported by square posts. Bay 2 is a front-gable addition with oval light entry door on the left (north-facing) wall. Windows are 6/6 vinyl double-hung-sash. The house has a brick pier foundation, vinyl and novelty siding, and a 3-tab asphalt shingle roof. There is a gable addition at the rear (east). Extensive changes to the massing, siding and fenestration adversely affect integrity.

**279. (C) 2215 22nd Avenue 1925-1927 Craftsman Bungalow**  
One-story, frame, two-bay-wide (ww-dw), Craftsman front-gable Bungalow. The partial-width, front-gable porch with turned balustrade is supported by tapered square columns on brick pedestals. Bay 2 has an entry door (obscured at time of survey). Windows are single and paired (obscured at time of survey). The house has a pier foundation, vinyl siding, and an asphalt shingle roof. There is a gable addition at the rear (west).

**280a. (C) 2217-2219 A 22nd Avenue 1931-1936 Craftsman Bungalow**  
One-story, frame, four-bay-wide (ww-d-d-ww), Craftsman side-gable duplex. The partial-width, front-gable porch is supported by tapered square columns on brick pedestals. Windows are single and paired, wood, 1/1 double-hung-sash and 4-light fixed. Details include: exposed rafter tails, decorative knee braces, wide window and door architrave trim, and a brick chimney. The house has a pier foundation, asbestos over novelty siding, and a 3-tab asphalt shingle roof. There is a shed roof addition at the rear (west).

**280b. (C) 2217-2219 B 22nd Avenue c. 1960 Vernacular**  
Two-story, frame three-bay-wide (w-d-w) apartment building with side-gable roof. Partial width, flat roof porch supported by metal posts. Asphalt shingle roof, vinyl siding.

**281. (C) 2218 22nd Avenue 1965 Ranch**  
One-story, frame, three-bay-wide (www-dw-carport), Ranch house with hipped roof. The partial-width, inset porch has decorative iron supports. Bay 2 has a door (obscured at time of survey). Bays 2 and 3 are sheltered by a hipped roof projection. Windows are aluminum, single and paired 1/1 double-hung-sash and 1-light fixed flanked by 1/1

Central Gulfport Historic District

Harrison County  
Mississippi  
County and State

Name of Property

double-hung-sash tripartite; some with fixed shutters. The house has a concrete slab, brick cladding, and an asphalt shingle roof. There is a flat roof addition at the rear (east).

- 282. (NC) 2220 22nd Avenue 1922-1925 Vernacular Bungalow**  
One-story, frame, two-bay-wide (wwd-ww), vernacular front-gable Bungalow. The partial-width, front-gable porch is supported by fluted columns. Bay 1 has a 6-panel door. Windows are single and paired 2/2 aluminum double-hung-sash; some with fixed shutters. Details include: knee braces and brick window ledges and soldier course under the eaves. The house has a pier foundation, brick cladding, vinyl siding in the gables, and an asphalt shingle roof. There is a gable addition at the rear (east). Extensive changes to the massing, siding, fenestration and porch adversely affect integrity.
- 283. (C) 2224 22nd Avenue 1947-1949 Minimal Traditional**  
One-story, frame, four-bay-wide (porch-w-d-w), Minimal Traditional house with hip-and-gable roof. The hipped roof entry porch has decorative iron supports. Bay 1 is an inset, enclosed porch. Bay 3 is a 9-light/1-panel door. Windows are 6/6 wood double-hung-sash. Details include smooth and molded cornice. The house has a continuous concrete foundation, novelty siding, and an asphalt shingle roof.
- 284. (C) 2227 22nd Avenue 1946 Craftsman Bungalow**  
One-story, frame, two-bay-wide (ww-ww), Craftsman vernacular front-gable Bungalow. The partial-width, partially inset, front-gable porch is supported by tapered square columns on brick pedestals. Bay 2 has a 6-panel entry door on the left (south-facing) side. Windows are single and paired 2/2 aluminum double-hung-sash. The house has a brick pier foundation, vinyl siding, and an asphalt shingle roof. There is an inset, enclosed porch at the rear (west).
- 285. (C) 2300 22nd Avenue 1965 Ranch**  
One-story, frame, three-bay-wide (w-dwww-w), Ranch house with hipped roof. Bay 2 has an inset entry porch supported by a fluted column. There is a decorative 1-light entry door. Windows are wood, 2/2 double-hung-sash and 1-light fixed flanked by 2/2 double-hung-sash; some with fixed shutters. The house has a concrete slab foundation, clapboard siding, and an asphalt shingle roof. There are two flat roof additions at the rear (east).
- 286. (C) 2301 22nd Avenue 1939-1947 Minimal Traditional**  
One-story, concrete block three-bay-wide (w-d-w), Minimal Traditional house with side-gable roof. The front-gable entry porch has decorative iron supports. Bay 2 has a 6-panel entry door. Windows are single and paired and 2/2 double-hung-sash and aluminum louvered. Details include: close eaves and gable returns and smooth cornice. The house has a concrete slab foundation, aluminum siding, and an asphalt shingle roof. There are shed and hipped roof additions at the rear (west).
- 287. (C) 2305 22nd Avenue 1925-1927 Vernacular Bungalow**  
One-story, frame, two-bay-wide (wwd-dww), vernacular front-gable Bungalow. The full-width, front-gable porch has decorative iron supports. Bays 1 and 2 have 6-panel entry doors. Windows are single and paired 1/1 aluminum double-hung-sash. The house has a brick pier foundation, vinyl siding, and an asphalt shingle roof.
- 288. (C) 2308 22nd Avenue 1908-1910 Vernacular**  
One-story, frame, three-bay-wide (ww-d-ww), vernacular center hall house with hipped roof. The flat roof entry porch is supported by decorative iron columns. Bay 2 is a 1-panel/1-light/3-panel entry door flanked by 2-light/1-panel sidelights and a 3-light transom. Windows are single and paired 2/2 wood double-hung-sash; some with fixed shutters. The house has a pier foundation, T-111 siding with brick skirting on the main façade, and an architectural asphalt shingle roof. There is a gable wing at the left and rear (north and east).
- 289. (C) 2309 22nd Avenue 1947-1949 Minimal Traditional**  
One-story, frame, two-bay-wide (ww-www), Minimal Traditional house with side-gable roof. The partial-width, partially inset, front-gable porch has a decorative iron supports. Bay 2 has an entry door on the left (south-facing)

Central Gulfport Historic District

Harrison County  
Mississippi  
County and State

Name of Property

side. Windows are single, paired, and ribbon 2/2 aluminum double-hung-sash. The house has a pier foundation, asbestos siding with brick skirting, and an asphalt shingle roof. There is a flat roof addition at the rear (west).

**290. (C) 2311 22nd Avenue 1949 Craftsman Bungalow**  
One-story, frame, three-bay-wide (ww-d-ww), Craftsman Vernacular front-gable Bungalow. The part-width, front-gable porch is supported by fluted columns. Bay 2 is a 6-panel entry door. Windows are single and paired 1/1 aluminum double-hung-sash; some with fixed shutters. The house has a brick pier foundation, novelty siding, and a 3-tab asphalt shingle roof.

**291. (C) 2312 22nd Avenue 1931-1936 Vernacular Bungalow**  
One-story, frame, three-bay-wide (ww-d-ww), vernacular front-gable Bungalow. The front-gable entry porch has a closed balustrade. Bay 2 has a panel entry door with 5-light fanlight. Windows are paired 6/6 wood double-hung-sash. The house has a brick pier foundation, asbestos siding, vinyl siding on the entry porch, and an asphalt shingle roof. There is a gable addition at the rear (east).

**292. (C) 2316 22nd Avenue 1945-1947 Minimal Traditional**  
One-story, frame, four-bay-wide (ww-w-d-w), Minimal Traditional side-gable house. The partial-width, inset screened porch with picketed balustrade is supported by square posts. Bay 1 is a front-gable ell. Bay 2 is an 8-panel door with 2-light transom. Windows are single and paired 6/6 wood double-hung-sash. Details include: exposed rafters with fascia board, board and batten in the gables, and diamond attic vent. The house has a brick pier foundation, vinyl siding, and a 3-tab asphalt shingle roof. There is a partial hipped roof addition at the rear (east).

**293. (C) 2320 22nd Avenue 1923-1925 Craftsman Bungalow**  
One-story, frame, three-bay-wide (wd-d-w), Craftsman vernacular hipped roof bungalow. The partial-width, front-gable porch is supported by square tapered columns on brick pedestals. Bays 1 and 2 have 15-light entry doors. Windows are single and paired 2/2 wood double-hung-sash. Details include: exposed rafter tails, decorative knee braces and fascia, and wide window and door architrave trim. The house has a brick pier foundation, asbestos and clapboard siding, and a 3-tab asphalt shingle roof. There is a shed roof addition at the rear (east).

**294. (C) 2323 22nd Avenue 1927-1929 L-front**  
One-story, frame, three-bay-wide (ww-d-w), L-front hipped roof house. The partial-width, partially inset porch with hipped roof is supported by decorative iron columns. Bay 1 is a pedimented front-gable ell. Bay 2 is an entry door with 1-light transom (door was obscured at time of survey). Windows are wood, single and paired 4/1 double-hung-sash and single and ribbon 1/1 d-h-s; some with fixed shutters. The house has a brick pier foundation, clapboard and novelty siding, and an architectural asphalt shingle roof. There is a shed roof addition at the rear (west).

22nd Street

**295. (C) 1701 22nd Street 1931 Craftsman Bungalow  
John Mitchell, Builder**  
One-story, frame, two-bay-wide (w-d), Craftsman vernacular front-gable Bungalow. The partial-width, front-gable porch with picketed balustrade is supported by square posts. Bay 2 is a single-light door. Windows are 2/2 wood double-hung-sash. Details include: exposed rafter tails and window openings emphasized with wide moldings. The house has clapboard siding and a 3-tab asphalt shingle roof (foundation obscured at time of survey). There is a gable ell and a shed roof addition at the rear (south).

**296. (C) 1703 22nd Street 1912-1921 Vernacular**  
One-story, frame, five-bay-wide (w-d-d-w-d), vernacular house with side-gable roof. The full-width, shed roof porch with picketed balustrade and exposed rafter tails is supported by square posts and extends to a side-gable porte-cochere on the right (west) side. Bay 2 is a 1-panel door. Bay 3 is a 5-panel door. Bay 5 is a 12-light door.

Central Gulfport Historic District

Harrison County  
Mississippi  
County and State

Name of Property

Windows are single and paired 9/9 wood double-hung-sash. The house has a concrete block pier foundation, novelty siding, and a 3-tab asphalt shingle roof. There is a side-gable ell on the left (east) side.

- 297. (C) 1707 22nd Street 1936-1939 Colonial Revival**  
Two-story, frame, three-bay-wide (w-d-w), Colonial Revival vernacular house with side-gable roof. The partial-width, screened, gable roof porch is supported by square posts. Bay 2 is a solid entry door with diamond light. Windows are 2/2 aluminum double-hung-sash; some with fixed shutters. The house has a concrete block pier foundation, asbestos siding, and a 3-tab asphalt shingle roof. There is a full-width, one-story shed roof addition at the rear (south).
- 298. (C) 1709 22nd Street 1930-1931 Minimal Traditional**  
One-story, frame, four-bay-wide (porch-w-d-w), Minimal Traditional house with side-gable roof and exposed rafter tails. The partial-width, gable entry porch is supported by square posts. Bay 1 is a side-gable screened porch. Bay 2 is a 6-panel entry door. Windows are single and paired 6/6 wood double-hung-sash. The house has a concrete pier foundation, novelty siding, and a 3-tab asphalt shingle roof. There are shed roof and side gable additions on the right (west). There are also shed roof additions on the left (east) and rear (south).
- 299. (C) 1711 22nd Street 1940-1947 Craftsman Bungalow**  
One-story, frame, four-bay-wide (w-d-d-w), Craftsman front-gable bungalow. The full-width porch, with shed and front-gable roofs, is supported by square posts. Bays 2 and 3 are 3-light/3-panel entry doors. Windows are single and paired 3/1 wood double-hung-sash. The house has a concrete block pier foundation, asbestos siding, and a 3-tab asphalt shingle roof. There is a side-gable ell on the right (west) side and a full-width shed roof addition at the rear (south).
- 300. (C) 1713 22nd Street 1947-1949 Craftsman Bungalow**  
One-story, frame, three-bay-wide (ww-d-ww), Craftsman vernacular side-gable Bungalow. The partial-width, screened, front-gable porch is supported by square columns. Bay 2 is an entry door (obscured at time of survey). Windows are single and paired 2/2 aluminum double-hung-sash. Details include: exposed rafter tails and decorative knee braces. The house has a concrete block foundation, asbestos siding, and an architectural asphalt shingle roof.
- 301. (C) 1729 22nd Street 1921 Craftsman Bungalow**  
One-story, frame, three-bay-wide (wd-w-ww) Craftsman vernacular front-gable Bungalow. The partial-width, screened, inset porch with brick enclosed balustrade is supported by a brick column. Bay 2 has a 12-light entry door. Windows are single and paired 4/1 wood double-hung-sash. Details include: exposed rafter tails and wide window and door trim. The house has a continuous brick foundation, asbestos siding, and a 3-tab asphalt shingle roof. There is a gable wing addition and an enclosed, shed roof porch addition at the rear (south).
- 302. (C) 1805 22nd Street 1955 Minimal Traditional**  
One-story, frame, two-bay-wide (ww-dww), Minimal Traditional house with side-gable roof. The partial-width, front-gable entry porch has decorative iron supports. Bay 2 is a panel entry door. Windows are single and paired, 2/2 aluminum double-hung-sash; some with fixed shutters. Details include: wide eaves and fixed, corrugated metal window awnings. The house has a concrete block pier foundation, vinyl siding, and a 3-tab asphalt shingle roof.
- 303. (C) 1917 22nd Street 1922-1927 Vernacular Bungalow**  
One-story, frame, one-bay-wide (wd), vernacular front-gable Bungalow. The full-width, inset porch is supported by square posts. There is a 6-panel entry door. Windows are 2/2 wood and aluminum double-hung-sash, 1/1 vinyl double-hung-sash, 1-light vinyl fixed, and paired 3/1 wood double-hung-sash. The house has a brick pier foundation, vinyl siding, and an architectural asphalt shingle roof. There is a side-gable wing and shed roof addition on the left (east), and a gable ell at the rear (south).

Central Gulfport Historic District

Harrison County  
 Mississippi  
 County and State

Name of Property

**304. (C) 2019 22nd Street 1959**  
**Gulfport Church of Christ**  
**Salvation Army Worship**  
**Center**

**Contemporary**  
**Paden Company,**  
**Architect and Builder**

Two-story, frame, three-bay-wide (w-dd-w), Contemporary building with front-gable roof. The partial-width, flat roof porch with secondary wing is supported by metal poles and brick columns and pilasters. Bay 1 is a floor-to-ceiling glass window wall. Bay 2 has two sets of aluminum and glass entry doors flanked by fixed aluminum and glass windows. Bay 3 is a 1-light entry door. Details include an oversized brick chimney and smooth cornice on the porch roof. There is a flat roof, U-shaped section that wraps around the sides and rear (east, west, and south). [Photo 18]

**305. (NC) 2022 22nd Street 2004**

**Vernacular**

Two-story, two-bay-wide (w-dw), vernacular two-flat apartment building with hipped roof. The partial-width, two-story, inset, front-gable porch with picketed railing is supported by square posts. Bay 2 has a 1-light entry door. Windows are 6/6 vinyl double-hung-sash; some with fixed shutters. The house has a concrete slab foundation, vinyl siding, and a 3-tab asphalt shingle roof.

**306. (NC) 2105 22nd Street 1975**

**Commercial Vernacular**

**Happy Times Learning Center**

One-story, frame, four-bay-wide (w-w-dww-ww), vernacular commercial building with hipped roof. Bay 3 has a 6-panel door. Windows are aluminum, 2-light sliding and single and paired 2/2 double-hung-sash; some with fixed shutters. The building has a concrete slab foundation, composite wood siding, and a 3-tab asphalt shingle roof. There is a flat roof addition on the right (west) side.

**307. (NC) 2107 22nd Street 1975-1985**

**Vernacular**

One-story, frame, two-bay-wide (ww-d), vernacular house with hipped roof. Bay 2 has a 6-panel entry door. Windows are 6/6 aluminum double-hung-sash and 2-light sliding. The house has a concrete slab foundation, vinyl siding, brick cladding (on the main elevation), and a 3-tab asphalt shingle roof.

**308. (C) 2111 22nd Street 1947**

**Commercial Vernacular**

One-story, concrete block, six-bay-wide (w-w-d-w-w-w), vernacular Mid-20th Century Commercial building with side-gable roof. The partial-width, shed roof porch is supported by round columns. Bay 3 has a glass and aluminum entry door with 1-light sidelight. Windows are 2/2 wood double-hung-sash, 1/1 aluminum double-hung-sash, and 16-light and 8-light metal casement; some with fixed shutters. The building has a concrete slab foundation, concrete block construction, and an asphalt shingle roof.

**309. (C) 2200 22nd Street 1947-1949**

**Ranch**

One-story, frame, four-bay-wide (w-ww-wd-ww), Ranch duplex with hipped roof. The partial-width, hipped roof porch with picketed railing is supported by square posts. Bay 3 has an entry door (obscured at time of survey). Windows are single and paired 6/6 wood double-hung-sash and 6/6 vinyl double-hung-sash; some with fixed diamond-motif shutters. The house has a brick pier foundation, clapboard siding, and an architectural asphalt shingle roof.

**310. (C) 2204 22nd Street 1950-1953**

**Minimal Traditional**

One-story, frame, three-bay-wide (ww-dw), Minimal Traditional house with side-gable roof. The partial-width, shed roof porch has decorative iron railing and supports. Bay 1 is a front-gable ell. Bay 2 has an entry door (obscured at time of survey) and projecting window bay. Windows are single, paired, and ribbon 6/6 wood double-hung-sash and 1-light wood fixed; some with fixed square-motif shutters. The house has a brick pier foundation, aluminum siding, and a 3-tab asphalt shingle roof. There is a shed roof addition at the rear (north).

Central Gulfport Historic District

Harrison County  
Mississippi  
County and State

Name of Property

**311. (NC) 2229 22nd Street 1980-1990 Commercial Vernacular**  
**Word of Faith Christian Center**

One-story, frame, Modern Late-20th Century Commercial building with flat roof. There is a paired aluminum and glass entry door sheltered by a flat roof awning. Windows are 1-light aluminum fixed. Details include: a stucco covered parapet and brick window ledges. The building has a concrete slab foundation and brick cladding. [Photo 13]

**312. (C) 2410 22nd Street 1922-1925 Craftsman Bungalow**  
One-story, frame, three-bay-wide (ww-d-ww), Craftsman front-gable Bungalow. The full-width, inset porch with picketed and iron railing is supported by square columns on brick pedestals. Bay 2 is 2-light entry door. Windows are single and paired 2/2 wood double-hung-sash. Details include: exposed rafter tails, decorative knee braces, and wide window and door trim. The house has a brick pier foundation, aluminum siding, and a pressed metal roof. There is a shed roof addition at the rear (north).

23rd Avenue

**313. (C) 1708 23rd Avenue 1912 Craftsman Bungalow**  
**Michael Prestia Attorney at Law**

One-story, frame, three-bay-wide (ww-d-ww), Craftsman front-gable Bungalow. The full-width, inset porch with iron railing is supported by rectangular, stucco covered columns. Bay 2 is a paired 12-light/9-panel entry door with 16-light transom. Windows are single and paired, wood 20/1 and 2/2 double-hung-sash and 15-light and 1-light fixed. Details include: knee braces and exposed rafter tails. The house has a brick pier foundation, novelty siding, and an asphalt shingle roof. There is a shed roof addition at the rear (east).

**314. (C) 1710 23rd Avenue 1921-1929 Vernacular Bungalow**  
One-story, frame, four-bay-wide (www-d-d-w), vernacular, front-gable bungalow. The partial-width, front-gable porch is supported by brick columns. Bays 2 and 3 are 9-light entry doors. Windows are wood, single and paired 9/9 double-hung-sash and 9/9 d-h-s flanked by 6/6 d-h-s tripartite. The house has a pier foundation, brick cladding, and a 3-tab asphalt shingle roof. There is a full-width, hipped roof addition at rear (east). [Photo 31]

**315. (C) 1712 23rd Avenue 1921-1929 Vernacular**  
One-story, frame, two-bay-wide (wd-dw), vernacular house with front-gable roof. The partial-width porch, with mansard roof, is supported by square posts. Bay 1 is an enclosed porch with panel entry door. Bay 2 is a side-gable wing with entry door (obscured at time of survey). Windows are 2/2 aluminum double-hung-sash. The house a pier foundation, asbestos siding, and a 3-tab asphalt shingle roof. There is a shed roof addition at the rear (east).

**316. (NC) 1720 23rd Avenue 1947-1949 Vernacular**  
**Boyce Holleman & Assoc. Attorneys at Law**

One-story, concrete block, three-bay-wide (ww-dd-ww), vernacular Building with hipped roof. The partial-width, hipped roof porch is supported by square columns. Bay 2 is a paired 6-light French door. Windows are single and paired, vinyl, 6/6 double-hung-sash, 6-light fixed with 2-light transoms, and ribbons of 6-light fixed with 8-light transoms. The house has a pier foundation, brick cladding, and an architectural asphalt shingle roof with tiled ridges. There is a hipped roof addition and a hipped roof wing with a shed roof covered walkway at the rear (east). Extensive alterations to the massing, fenestration and porch adversely affect the integrity.

**317. (NC) 1806 23rd Avenue 2010-2011 Post-Katrina Coastal**  
Two-story, metal frame, three-bay-wide, Post-Katrina Coastal Commercial building with flat roof. (The building was under construction at time of survey.) The center bay is inset and may be the main entrance. Window openings



Central Gulfport Historic District

Harrison County  
Mississippi  
County and State

Name of Property

are tall and narrow (windows were not installed at time of survey). The building has a concrete slab and stucco cladding.

**318. (C) 1816 23rd Avenue 1947-1950 Minimal Traditional**

**Grissom's Domestic  
Law Firm**

One-story, frame, three-bay-wide (ww-wwd-ww), Minimal Traditional house with intersecting gable roof. The front-gable entry porch, with exposed rafter tails covered by fascia, is supported by square posts. Bay 2 has an oval light and 2-panel door. Bay 3 is an enclosed side-gable porch with shuttered opening. Windows are paired 6/6 wood double-hung-sash; some with fixed shutters. The house has a pier foundation, brick and stucco cladding, and an architectural asphalt shingle roof. The house has a hipped roof addition at the rear (east).

**319. (C) 1822 23rd Avenue 1947-1949 Tudor Revival**

One-story, frame, three-bay-wide (porch-w-wd), Tudor Revival house with intersecting side-gable and hipped roof. Bay 1 is a partial-width, enclosed porch with arched openings. Bay 2 has rounded arch windows and door openings; the entry door and rounded arch transom are covered by decorative ironwork. Windows are covered by decorative ironwork except the paired 4-light wood casement in the front-gable dormer. There is a side-gable wing on the left (north) and a hipped roof attached dependency at the rear (east). [Photo 30]

**320. (NC) 1900 23rd Avenue 1950-1953 Ranch**

**The Eye Clinic, PA**

One-story, frame, six-bay-wide (w-w-w-ww-dd-ww), Ranch house with side-gable roof. The partial-width, shed roof porch is supported by Doric columns. Bays 1 and 2 are a front-gable ell. Bay 4 is a front-gable cutaway bay. Bay 5 is metal and glass entry door with sidelights highlighted by a plain cornice. Windows are aluminum, 2/2 double-hung-sash, fixed pane flanked by 2/2 d-h-s tripartite, and ribbon fixed pane. The house has a concrete slab foundation, brick cladding with composite wood on the gable ends, and an asphalt shingle roof. Extensive changes to the massing, siding, and fenestration adversely affect integrity.

**321. (C) 1912 23rd Avenue 1901-1902 Folk Victorian**

One-story, frame, two-bay-wide (d-ww), Folk Victorian side hall house with gable-on-hip roof. The full-width, inset porch is supported by square posts. Bay 1 is a 5-panel entry door. Windows are 6/6 wood double-hung-sash. Details include: jigsawed arched porch detailing, wide window and door trim, and tall narrow windows on the main elevation. The house has a concrete block pier, clapboard siding, and an architectural asphalt shingle roof. [Photo 28]

**322. (C) 1916 23rd Avenue 1895-1905 Free Classical**

Two-story, frame, two-bay-wide (www-d), Free Classical house with side-gable roof. The partial-width, flat roof porch is supported by a turned post. Bay 1 is a front-gable wing with semi-hexagonal, single-story cutaway bay; there is an entry door on the right (south-facing) wall. Bay 2 is a 6-panel entry door. Windows are wood, 1/1 and 2/2 double-hung-sash; some with fixed shutters. The house has a pier foundation, clapboard siding, and an architectural asphalt shingle roof. There is a gable wall dormer and hipped and shed roof additions at the rear (east). [Photo 27]

**323. (C) 1918 23rd Avenue 1912 Vernacular**

**Law Offices of Wayne Woodall**

One-story, frame, two-bay-wide (d-ww), vernacular hipped roof house. The full-width, inset porch wraps around to the left (north) and is supported by square columns. Bay 1 is a 6-panel entry door with 1-light transom. Windows are single and paired, wood, 1/1 and 3/1, double-hung-sash; some with fixed shutters. Details include: simple cornice under the eaves and wide window and door trim. The house has a brick pier foundation, clapboard siding, and an architectural asphalt shingle roof.

Central Gulfport Historic District

Harrison County  
Mississippi  
County and State

Name of Property

**324. (C) 1922 23rd Avenue  
Law Offices of Miller &  
Smith**

**1912-1921**

**Vernacular**

One-story, frame, two-bay-wide (ww-ww), vernacular house with hipped roof. The partial-width, inset porch with picketed balustrade is supported by square posts and has an entry door on the left (south-facing) wall. Windows are single and paired 1/1 wood double-hung-sash; some with fixed shutters. Details include: frieze under the eaves and accent corner trim. The house has a brick pier foundation, clapboard siding, and asbestos shingle roof. There is a shed roof addition at the rear (east).

**325. (C) 2000 23rd Avenue  
Richard Dymond Attorney  
at Law**

**1953-1958**

**Ranch**

One-story, frame, three-bay-wide (d-ww-ww), Ranch house with side-gable roof. The partial-width, front-gable entry porch with picketed balustrade is supported by square posts. Bay 1 is an entry door (obscured at time of survey), Windows are 6/6 wood double-hung-sash and paired, wood 6-light casement; some with fixed shutters. The house has a brick pier foundation, vinyl siding, and an architectural asphalt shingle roof. There is a side-gable carport on the left (west).

**326. (NC) 2010 23rd Avenue**

**1900**

**Vernacular**

One-story, frame, one-bay-wide (dwww), vernacular house with front-gable roof. The main elevation is an enclosed wraparound porch with 12-light entry door. Windows are aluminum, single and paired 3-light louvre and 1-light fixed flanked by 1-light sliding. The house has a pier foundation, vinyl siding, and an asphalt shingle roof. There is a shed roof addition on the left (north). Extensive changes to the massing, siding, fenestration and porch adversely affect integrity.

**327. (C) 2012 23rd Avenue  
Lentz & Little P.A.**

**1900-1910**

**Vernacular**

One-story, frame, two-bay-wide (ww-dww), vernacular house with front-gable roof. The partial-width, partial hipped roof porch is supported by square columns on brick pedestals. Bay 1 is a front-gable pedimented wing with entry door on the right (south-facing) wall. Bay 2 has a 6-panel entry door with 1-light transom. Windows are paired 4/1 wood double-hung-sash and 1/1 vinyl. The house has a brick pier foundation, vinyl siding, and 3-tab asphalt shingle roof. There is an enclosed porch with hipped roof and shed roof on the left (north).

**328. (NC) 2014 23rd Avenue**

**1912-1922**

**Vernacular**

One-story, frame, two-bay-wide (w-dw), vernacular house with flared hipped roof. Bays 1 and 2 are an enclosed wraparound porch. Bay 2 has a 6-panel entry door. Windows are 1/1 vinyl double-hung-sash. The house has a concrete pier foundation, Hardie siding, and an asphalt shingle roof. There is a gable addition at the rear (east). Extensive changes to the massing, siding, fenestration, and porch adversely affect the integrity.

**329. (C) 2018 23rd Avenue  
Poulos, Herbert & Assoc.,  
Real Estate Appraisers**

**1935-1945**

**Vernacular Bungalow**

One-story, frame, two-bay-wide (ww-dww), vernacular Bungalow with jerkinhead roof. The partial-width porch with jerkinhead roof is supported by tapered columns on brick pedestals. Bay 1 has a 6-panel entry door. Windows are paired 3/1 wood double-hung-sash. The house has a pier foundation, brick cladding, vinyl siding in the gable ends, and a 3-tab asphalt shingle roof. There is a full-width gable addition at the rear (east).

Central Gulfport Historic District

Harrison County  
Mississippi  
County and State

Name of Property

330. (C) Avenue c. 1965 Vernacular

Gulfport Seventh Day  
Adventist Church

Power Christian Source Center

Two-story, frame, three-bay-wide (w-dd-w), vernacular front-gable church. Bay 2 is a projected, front-gable ell with stoop and 8-light paired entry doors supported by stone-faced columns. Windows are 2/2 aluminum double-hung-sash; some with stained glass. Details include: wide eaves and composite wood inserts above and below the windows. The building has pier foundation, brick cladding, and a 3-tab asphalt shingle roof. There is a side gable transept and a flat roof awning entry on the left (north), and a flat roof entry on the right (south) side. [Photo 11]

331. (C) 2108 23rd Avenue 1952 Ranch

Shantrell Henderson

Nicks Attorney at Law

One-story, frame, three-bay-wide (ww-d-w), Ranch house with hipped roof. The partial-width, inset porch is supported by square posts. Bay 2 is a 1-light/2-panel door. Windows are single and paired 6/6 vinyl double-hung-sash; some with plantation shutters. The house has a concrete slab foundation, vinyl siding, and an asphalt shingle roof. There is a hipped roof wing on the left (north) and a shed roof addition at the rear (east).

332. (C) 2201 23rd Avenue 1912-1921 Vernacular

Darnell Nicovich Law

Offices

One-story, frame, two-bay-wide (wwd-ww), vernacular hipped roof house. The partial-width, inset porch with picketed railing is supported by square tapered posts. Bay 1 has an 8-light entry door with transom. Bay 2 has an 8-panel entry door with transom on the left (south-facing) wall. Windows are paired 2/2 wood double-hung-sash with vertical muntins, 2/2 wood double-hung-sash with horizontal muntins, and 2-light wood awning window. The house has a brick pier foundation, vinyl siding, and a 3-tab asphalt single roof.

333. (C) 2205 23rd Avenue 1921-1922 Craftsman Bungalow

ASAP, Inc.

One-story, frame, two-bay-wide (ww-dw), Craftsman front-gable Bungalow. The full-width, front-gable porch is supported by tapered square columns on brick pedestals. Bay 2 has a 9-light entry door. Windows are single and paired, wood, 4/1 double-hung-sash and 1-light awning. Details include: simple porch cornice, decorative fascia board, and exposed rafter tails. The house has a brick pier foundation, clapboard and novelty siding, and an asphalt shingle roof.

334. (C) 2209 23rd Avenue 1922 Craftsman Bungalow

One-story, frame, three-bay-wide (ww-d-w), Craftsman Vernacular front-gable Bungalow. The partial-width, front-gable porch with picketed railing is supported by square posts on brick pedestals. Bay 2 has an oval light/2-panel entry door. Windows are single and paired 2/2 and 3/1 wood double-hung-sash. The house has a brick pier foundation, novelty siding, composite wood siding on the gable end, and a pressed metal roof. There is a side-gable ell on the right (north) side and a gable addition at the rear (west).

335. (C) 2210 23rd Avenue 1925-1927 Craftsman Bungalow

One-story, frame, three-bay-wide (wwd-ww), Craftsman front-gable Bungalow. The partial-width, screened, front-gable porch with closed balustrade is supported by tapered square columns on asbestos clad pedestals. Bay 1 has an entry door (obscured at time of survey). Windows are single and paired 1/1 wood double-hung-sash and 3-light wood. Details include decorative beams and wide window and door trim. The house has a brick pier foundation, asbestos siding, and an asphalt shingle roof. There is a shed roof addition at the rear (east).

336. (C) 2212 23rd Avenue 1925-1927 Minimal Traditional

One-story, frame, three-bay-wide (w-d-w), Minimal Traditional side-gable house. The front-gable entry is supported by a round arch with beams. Bay 2 is a 3-light entry door. Windows are single and paired 6/6 and 8/8 wood double-

Central Gulfport Historic District

Harrison County  
Mississippi  
County and State

Name of Property

hung-sash. The house has a pier foundation, asbestos siding, and a 3-tab asphalt shingle roof. There is a side-gable and shed roof addition on the right (south) and a shed roof addition at the rear (east).

**337. (NC) 2215 23rd Avenue**

**1973**

**Ranch**

**JLJ Printing & Copies**

One-story, frame, two-bay-wide (wwd-ww), Ranch house with hipped roof. The full-width inset porch has decorative iron supports. Windows are single and paired, 1/1 aluminum double-hung-sash and paired 2-light aluminum sliding; some with fixed shutters. Details include: wide eaves and smooth cornice. The house has a concrete slab foundation, brick cladding, and an asphalt shingle roof. There is a full-width inset porch at the rear (west).

**338. (C) 2224 23rd Avenue**

**1900-1912**

**Vernacular**

One-story, frame, three-bay-wide (wwd-d-ww), vernacular house with hipped roof. The partial-width, hipped roof entry porch has decorative iron supports. Bays 2 and 3 have 4-panel doors with 5-light fanlights. Windows are paired 1/1 wood double-hung-sash and 1-light vinyl fixed. The house has a pier foundation, asbestos siding, and an asphalt shingle roof. There is a partially enclosed, screened, shed roof porch on the right (south) side.

**339. (C) 2226 23rd Avenue**

**1912-1929**

**Craftsman Bungalow**

One-story, frame, two-bay-wide (wd-ww), Craftsman vernacular front-gable Bungalow. The full-width, inset porch with picketed balustrade is supported by tapered square columns on brick pedestals. Bay 1 has an entry door (obscured at time of survey). Windows are wood, single and paired 6/6 double-hung-sash and 1-light awning. Details include: exposed rafter tails, decorative fascia board, and triangular gable vent. The house has a brick pier foundation, asbestos siding, and an asphalt shingle roof. There is a shed roof ell on the right (south) side.

**340. (C) 2228 23rd Avenue**

**1925-1927**

**Craftsman Bungalow**

One-story, frame, two-bay-wide (wwwd-w), Craftsman front-gable Bungalow. The full-width, front-gable porch is enclosed. Bay 1 has an oval light door flanked by 1-light fixed aluminum sidelights. Windows are paired and ribbon 2/2 aluminum double-hung-sash, 4/4 vinyl double-hung-sash, single and paired 4/1 double-hung-sash, and 1-light fixed wood. The house has a brick pier foundation, clapboard siding, and an asphalt shingle roof. There is a side-gable porch with picketed railing and tapered square columns on the right (south) and a gable addition at the rear (east).

**341. (C) 2300 23rd Avenue**

**1923-1925**

**Craftsman Bungalow**

One-story, frame, three-bay-wide (w-d-w), Craftsman front-gable Bungalow. The full-width, inset porch is supported by square tapered columns on brick pedestals, and square posts. Bay 2 is a 6-light/2-panel entry door. Windows are single and paired, wood, 9/1 double-hung-sash and 9-light fixed; single and ribbon aluminum louvered. The house has a pier foundation, asbestos siding, and a pressed metal roof. There is a shed roof ell addition on the right (south) and a gable addition at the rear (east).

**342. (C) 2301 23rd Avenue**

**1955/1967**

**Contemporary  
Milton B. E. Hill,  
Architect  
J. C. McClendon,  
Builder**

**Grace Memorial Baptist  
Church**

Two-story, three-bay-wide (w-dd-w), Contemporary front-gable church. Bay two is a projecting bay with recessed pointed arch and paired aluminum and glass entry doors with 1-light aluminum transom. Windows are 2-light and 3-light steel casement, 1-light fixed vinyl, and arched stained glass on the main elevation. The building has a concrete slab foundation, brick and stone cladding, and an asphalt shingle roof. There is a two-story, mansard roof addition on the right (north) and a two-story flat roof addition with parapet wall side-gable porte-cochere at the rear (west). [Photo 9]

Central Gulfport Historic District

Harrison County  
Mississippi  
County and State

Name of Property

- 343. (NC) 2308 23rd Avenue 1972 Ranch**  
One-story, frame, four-bay-wide (garage-wwd-w-w), Ranch house with side-gable roof. Bay 1 is an inset, enclosed carport. Bay 2 has an entry door (obscured at time of survey). Bays 1 and 2 are sheltered by a walkway supported turned columns. Windows are single and paired 9/6 aluminum double-hung-sash; some with fixed shutters. The house has a concrete slab foundation, brick cladding, aluminum siding, and an asphalt shingle roof.
- 344. (C) 2314 23rd Avenue 1925-1927 Craftsman Bungalow**  
One-story, frame, two-bay-wide (wd-dw), Craftsman vernacular front-gable double bungalow. The partial-width, shed roof porch is supported by square columns on brick pedestals. Bay 1 has a 9-light/2-panel entry door. Bay 2 has a 1-light/2-panel entry door. Windows are 2/2 (vertical and horizontal) wood double-hung-sash. Details include: exposed rafter tails, wide window and door trim, and corner moldings. There is an inset addition, enclosed porch, and shed roof porch at the rear (east).
- 345. (C) 2316-2318 23rd Avenue 1902-1908 Queen Anne**  
One-story, frame, two-bay-wide (www-w), Queen Anne Vernacular hip-on-gable roof house. The partial-width inset porch with picketed railing is supported by square posts. Bay 1 is an inset cutaway bay with entry door on the right (south) side. Bay 2 is a partially enclosed wraparound porch with entry door on the left (north) side. Windows are wood, 4/4 and 1/1 double-hung-sash; some with fixed shutters. The house has a brick pier foundation, vinyl siding, and a 3-tab asphalt shingle roof. There is a shed roof addition at the rear (east).
- 346. (NC) 2320 23rd Avenue 1900-1912 Vernacular**  
One-story, frame, two-bay-wide (www-d), vernacular house with gable-on-hip roof. The full-width, inset porch is supported by chamfered columns. Bay 2 has a multi-light door. Windows are paired and ribbon 6/6 aluminum double-hung-sash. Details include: smooth cornice and close eaves. The house has a brick pier foundation, vinyl siding, and an asphalt shingle roof. There is a shed roof addition at the rear (east). Extensive changes to the massing, siding, fenestration, and porch adversely affect integrity.
- 347. (NC) 2322 23rd Avenue 1920-1930 Vernacular**  
One-story, frame, two-bay-wide (www-d), vernacular house with intersecting gable roof. The inset, full-width, screened porch with closed balustrade is supported by square columns on brick pedestals. Bay 2 has an entry door with decorative light. Windows are single, paired, and ribbon 6/6 aluminum double-hung-sash; some with fixed shutters. The house has a pier foundation, brick cladding, and an asphalt shingle roof. There is a side-gable ell on the right (south) side, and a gable addition and entry at the rear (east). Extensive changes to the massing, siding, fenestration and porch adversely affect integrity.

**23rd Street**

- 348. (C) 2005 23rd Street 1957 Ranch**  
One-story, frame, four-bay-wide (porch-wd-ww-ww), Ranch house with intersecting gable and rear partial hip roof. Bay 1 is a partial-width, screened, inset porch with decorative iron supports. Bay 2 has a 4-panel entry door with 4-light fanlight. Bays 3 and 4 are a front-gable ell with wraparound corner windows on the right (west) side. Windows are metal casement, single and paired 4-light and 16-light fixed flanked by 4-light. The house has a concrete slab foundation, brick cladding and vinyl siding on the gable ends, and an architectural asphalt shingle roof. [Photo 21]
- 349. (C) 2207 23rd Street 1965 Contemporary**  
One-story, frame, four-bay-wide (wwd-ww-ww-dww), Contemporary house with side-gable roof. Bays 1 and 4 have panel entry doors. Bays 2 and 3 are a projected front-gable supported by brick columns. Windows are paired 2/2 aluminum double-hung-sash. Details include: wide eaves and decorative gable beams. The house has a continuous concrete foundation, brick cladding, composite wood siding, and an asphalt shingle roof.

Central Gulfport Historic District

Harrison County  
Mississippi  
County and State

Name of Property

- 350. (C) 2208 23rd Street 1956 Ranch**  
One-story, frame, four-bay-wide (w-d-d-w), Ranch duplex with side-gable roof. The partial-width, shed roof porch is supported by square posts. Bays 2 and 3 have 9-light entry doors. Windows are 6/6 vinyl double-hung-sash; some with fixed shutters. The house has a continuous concrete foundation, vinyl siding, and an asphalt shingle roof.
- 351. (C) 2214 23rd Street 1947-1949 Vernacular**  
One-story, frame, two-bay-wide (wd-dw), vernacular side-gable house. The partial-width, front-gable porch is supported by wood posts. Bay 1 has a 6-panel entry door. Bay 2 has a 2-panel entry door. Windows are single and paired, 3/1 wood double-hung-sash. The house has a concrete block pier foundation, vinyl siding, and a 3-tab asphalt shingle roof. There is a shed roof addition at the rear (north).
- 352. (C) 2215 23rd Street 1947-1949 Commercial Vernacular**  
**Ethel Holcomb Grocery**  
One-story, concrete block, one-bay-wide (wdw), Mid-20th Century Commercial flat roof building. The full-width shed roof porch is sheltered by an awning with tie rods. Bay 2 is an entry door (obscured at time of survey). Windows are 1-light wood fixed and 3/1 wood double-hung-sash. Details include: a low parapet on the main elevation and brick window sills. The building has a concrete slab foundation, concrete block and brick cladding. There is an addition on the right (west) side (mostly obscured by the privacy fence).
- 353. (C) 2312 23rd Street 1953-1958 Ranch**  
One-story, frame, three-bay-wide (www-d-w-w), Ranch house with hipped roof. Bay 1 has an 8-panel entry door. Bays 2 and 3 are a hipped roof wing. Windows are wood, single and paired 2/2 double-hung-sash and 1-light fixed flanked by 2/2 double-hung-sash. Details include: brick chimney, brick window ledges, and smooth cornice. The house has a concrete slab foundation, brick cladding, vinyl on the main elevation, and an asphalt shingle roof. There is a side-gable wing and a hipped roof, single-car garage on the left (west). [Photo 6]
- 354. (NC) 2405 23rd Street 1927-1929 Vernacular Bungalow**  
One-story, frame, two-bay-wide (d-w), vernacular front-gable Bungalow. The partial-width, front-gable porch has decorative iron supports. Bay 1 has a 1-light door. Windows are single and paired 2/2 aluminum, double-hung-sash; some with fixed shutters. The building has a pier foundation, brick cladding and skirting, asbestos siding, composite wood siding on the gable ends, and an asphalt shingle roof. There are two side-gable additions on the right (west) side and a flat roof addition at the rear (south). Extensive changes to the massing, siding, fenestration and porch adversely affect the integrity.
- 355. (C) 2409-2411 23rd Street 1963 Commercial Vernacular**  
One-story, concrete block, five-bay-wide (w-w-d-d-w), mid-20th century Commercial vernacular building with flat roof. There is a full-width, flat roof awning on the main elevation. Bays 3 and 4 are aluminum and glass entry doors. Windows are 2-light aluminum fixed. Details include: brick window ledges and rowlock on the main elevation. The building has a concrete slab foundation, concrete block, and brick cladding. There are entry doors sheltered by flat roof awnings with tie rods on the left and right (east and west) sides.

24th Avenue

- 356. (NC) 2200 24th Avenue 1902-1912 Vernacular**  
One-story, frame, three-bay-wide (www-d-w), vernacular house with gable-and-hip roof. The partial-width, side-gable porch is supported by tapered columns on brick pedestals. Bay 1 is a cutaway bay with pedimented gable from an enclosed section of porch. Bay 2 is a 6-panel entry door. Windows are vinyl, 1/1 double-hung-sash and 2-light sliding. Details include: exposed rafter tails, decorative beams. The house has a brick pier foundation, Hardie siding, and an architectural asphalt shingle roof. Extensive alterations to the massing, siding, fenestration and porch adversely affect the integrity.

Central Gulfport Historic District

Harrison County  
Mississippi  
County and State

Name of Property

357. (C) 2201 24th Avenue 1950-1960

Ranch

**Maggio Law Firm**

One-story, frame, two-bay-wide, (wwwd-dd), Ranch house with hipped roof. The partial-width, shed roof porch is supported by square posts. Bay 1 has a 15-light entry door. Bay 2 is a hipped roof ell. Windows are aluminum, paired 2/2 double-hung-sash and 1-light fixed flanked by 2/2 double-hung-sash tripartite. Details include: brick window ledges and rowlock under the eaves. The house has a concrete slab foundation, brick cladding, aluminum siding, and an asphalt shingle roof. There is a hipped roof addition and inset carport with turned posts at the rear (west).

358. (C) 2204 24th Avenue

1896-1902

Vernacular

**Morning Star Pregnancy**

**Care Center**

One-story, frame, four-bay-wide (w-d-wd-dw), vernacular house with side-gable roof. The full-width, inset porch with picketed balustrade is supported by square columns. Bays 2 and 4 have 15-light entry doors. Bay 3 has a 9-light entry door. Windows are single and paired 2/2 aluminum double-hung-sash. Details include: exposed rafter tails and porch cornice. The house has a brick pier foundation, vinyl siding, and an architectural asphalt shingle roof. There is a gable wing at the rear (east).

359. (C) 2207 24th Avenue

1950-1960

Ranch

One-story, two-bay-wide (wwwd-ww), Ranch house with hipped roof. The partial-width shed roof porch has decorative iron supports. Bay 1 has a panel entry door (obscured at time of survey). Bay 2 is a hipped roof ell. Windows are aluminum, paired 2/2 double-hung-sash and 1-light fixed flanked by 2/2 double-hung-sash tripartite. The house has a continuous concrete foundation, brick cladding, and an asphalt single roof. There is a shed roof porch at the rear (west).

360. (NC) 2210 24th Avenue

1900-1910

Vernacular

One-story, frame, three-bay-wide (wd-dw-ww), vernacular house with side-gable roof. The partial-width, wraparound, partially enclosed, hipped roof porch with closed balustrade is supported by turned posts. Bay 1 has a 1-light entry door with 2-light transom. Bay 2 has a 3-light entry door with 2-light transom. Bay 3 is an enclosed porch section. Windows are 2/2 aluminum double-hung-sash; some with fixed shutters. The house has a brick pier foundation, asbestos siding, and an asphalt shingle roof. There are two gable wings and a shed roof addition at the rear (east). Extensive changes to the massing, the siding, the fenestration and the porch adversely affect the integrity.

361. (C) 2211 24th Avenue

1900-1910

Folk Victorian

**Floyd Logan Attorney at Law**

One-story, frame, five-bay-wide (wd-w-wd-w-dw), Folk Victorian house with intersecting gable roof. The partial-width, hipped roof porch with picketed balustrade is supported by square columns. Bays 1 and 5 have entryways closed by shutters. Bay 3 is a round arch light/2-panel entry door with 1-light transom and fixed shutters. Windows are 4/4 and 2/2 wood double-hung-sash and aluminum double-hung-sash. The house has a pier foundation, novelty siding, and a corrugated metal roof.

362. (NC) 2214 24th Avenue

1896-1899

Vernacular

One-story, frame, three-bay-wide (w-d-w), vernacular house with side-gable roof. The full-width porch is supported by square columns. Bay 2 is an entry door (obscured at time of survey). Windows are 6/6 vinyl double-hung-sash; some with fixed shutters. The house has a brick pier foundation, clapboard siding, and an architectural asphalt shingle roof. There is a gable wing and a shed roof addition at the rear (east). Extensive changes to the massing, the fenestration and the porch adversely affect the integrity.

363. (C) 2218 24th Avenue

c. 1965

Ranch

One-story, frame, three-bay-wide (ww-dwww-ww), Ranch house with hipped roof. Bay 2 is recessed from the main elevation and has a 6-panel entry door. Windows are wood, single and paired 2/2 double-hung-sash and 1-light fixed

Central Gulfport Historic District

Harrison County  
Mississippi  
County and State

Name of Property

flanked by 2/2 double-hung-sash with fixed shutters. The house has a concrete slab foundation, asbestos siding, and an asphalt shingle roof.

**364. (C) 2224 24th Avenue 1912 Vernacular**

**Dreher Law Firm**

One-story, frame, three-bay-wide (w-d-w), vernacular house with pyramidal roof. The partial-width, inset porch with picketed railing is supported by square columns. Bay 2 is a 1-light/1-panel door with 1-light transom. Windows are 6/4 vinyl double-hung-sash; some with fixed shutters. The house has a pier foundation, novelty siding, and an asphalt shingle roof. There is a partial-width, inset, enclosed porch at the rear (east).

**365. (C) 2227 24th Avenue 1945 Minimal Traditional**

**Goulet Chiropractic**

One-story, frame, two-bay-wide (ww-dww), Minimal Traditional house with side-gable roof. The partial-width, front-gable porch with picketed railing is supported by square posts. Bay 2 has a 6-panel entry door. Windows are single, paired, and ribbon 1/1 aluminum double-hung-sash. Details include: close eaves and gable returns. The house has a concrete block pier foundation, aluminum siding, and an asphalt shingle roof. There is a side-gable ell on the right (north) and two gable additions and a shed roof addition at the rear (west).

**366. (C) 2300 24th Avenue 1950-1960 Ranch**

**Law Offices of David**

**Lord & Assoc.**

One-story, frame, three-bay-wide (ww-d-ww), Ranch house with hipped roof. The front-gable entry porch is supported by square posts. Bay 2 has a 4-panel entry door with 4-light fanlight. Windows are paired 2/2 wood double-hung-sash. Details include: corner windows, decorative quoins, and a stucco covered chimney. The house has a concrete slab foundation, stucco cladding, and an asphalt shingle roof. There is a hipped roof corner bay and a front-gable wing on the front elevation (west) and a hipped roof ell on the left (north) side.

**367. (C) 2308 24th Avenue 1927-1929 Vernacular**

One-story, frame, one-bay-wide (wwd), vernacular house with front-gable roof. The full-width, inset porch is supported by round fluted columns. There is a 6-panel entry door. Windows are single and paired 6/6 vinyl double-hung-sash; some with fixed shutters. The house has a pier foundation, asbestos and vertical wood siding on the gable end, and an asphalt shingle roof. There is a shed roof and side-gable addition on the left and rear (north and east).

**368. (C) 2312 24th Avenue 1900-1910 Vernacular**

1.5-story, frame, three-bay-wide (ww-d-ww), vernacular house with hipped roof. The full-width, inset porch is supported by square columns. Bay 2 has an 8-light/1-panel door flanked by 4-light/1-panel sidelights and a 2-light transom. Windows are single and paired 1/1 wood double-hung-sash and ribbon 6/6 wood double-hung-sash; some with fixed shutters. The house has a pier foundation, aluminum siding, and an asphalt shingle roof. There is a hipped roof wing and an enclosed L-shaped, shed roof porch at the rear (east).

**369. (C) 2316 24th Avenue 1900-1912 Vernacular**

One-story, frame, two-bay-wide (ww-wd), Vernacular house with cross-gable roof. The full-width, hipped roof porch supported by square posts wraps around to the right (south). Bay 2 is an entry door with diamond-shaped light. Windows are single and paired 6/6 wood double-hung-sash; some with fixed shutters. Details include: gable returns and steeply pitched roof. The house has a pier foundation, novelty siding, and an asphalt shingle roof. The house has a shed roof wing at the rear (east).

**370. (C) 2320 24th Avenue 1902-1905 L-Front**

Two-story, frame, two-bay-wide (www-d), L-front with side-gable roof and rear (east-facing) gable dormer. The hipped roof entry porch is supported by a square column. Bay 1 is a front-gable wing with hipped roof cutaway bay on the main elevation. Bay 2 has a 1-light/3-panel entry door. Windows are wood, 6/6 and 2/2 double-hung-sash and



Central Gulfport Historic District

Harrison County  
Mississippi  
County and State

Name of Property

round fixed. The house has a concrete pier foundation, clapboard siding, and an architectural asphalt shingle roof. There is a full-width, one-story, hipped roof ell and a shed roof porch at the rear (east).

**371. (NC) 2322 24th Avenue 1902-1905 L-Front**  
Two-story, frame, two-bay-wide (www-d), L-front with side-gable roof and rear (east-facing) gable dormer. The hipped roof porch entry with picketed balustrade is supported by a turned column. Bay 1 is a front-gable wing with hipped roof cutaway bay on the main elevation. Bay 2 has a 6-panel entry door. Windows are 2/2 aluminum double-hung-sash. The house has a brick pier foundation, vinyl siding, and an architectural asphalt shingle roof. There is a full-width, one-story, hipped roof ell and a shed roof addition at the rear (east).

**372. (C) 2326 24th Avenue 1900-1912 L-Front**  
One-story, frame, three-bay-wide (www-d-ww), L-front house with intersecting gable roof. The partial-width, shed roof porch is supported by fluted columns on brick pedestals. Bay 1 is a front-gable wing with cutaway bay with entry door on the right (south-facing) side (obscured at time of survey). Bay 2 is an entry door (obscured at time of survey). Windows are single and paired 2/2 aluminum double-hung-sash. The house has a brick pier foundation, vinyl siding, and an asphalt shingle roof.

**24th Street**

**373. (C) 2104 24th Street 1950-1960 Ranch**  
One-story, frame, two-bay-wide (dw-w), Ranch house with side-gable roof. The partial-width, front-gable porch is supported by square posts. Bay 1 has a 6-panel entry door. Windows are aluminum, 2-light sliding and multi-light louvered; some with fixed shutters. The house has a concrete block pier foundation, novelty siding, and an architectural asphalt shingle roof. There is a shed roof addition at the rear (north).

**374. (C) 2109 24th Street 1958-1960 Vernacular**  
One-story, concrete block, 10-bay-wide, vernacular apartment building with side-gable roof. There are five individual units, each having a plain entry door. Windows are 2-light aluminum casements. Details include: wide eaves and oversized triangular gable vents. The building has a concrete slab foundation, concrete block construction, and an asphalt shingle roof.

**375. (C) 2211 24th Street 1952 Vernacular**  
Two-story, frame, two-bay-wide (w-ww), vernacular duplex with pyramidal roof. There is a first floor 6-panel entry door and a second floor entry door (obscured at time of survey) on the left (east) side. Windows are single and paired 6/6 wood double-hung-sash and 6/6 vinyl double-hung-sash. The house has a continuous concrete slab foundation, clapboard siding, vertical composite wood siding, and an asphalt shingle roof. There is a one-story, shed roof addition at the rear (south).

**376. (C) 2213 24th Street 1922-1925 Vernacular Bungalow**  
One-story, frame, two-bay-wide (w-dw), vernacular hipped roof Bungalow. The partial-width, inset porch is supported by a square column. Bay 2 has a 3-light/3-panel entry door. Windows are 2/2 wood double-hung-sash. The house has a brick pier foundation, vinyl siding, and an architectural asphalt shingle roof.

**25th Avenue/ U.S. Highway 49**

**377. (C) 2200 25th Avenue/ U.S. Highway 49 c. 1929 Italian Renaissance**  
**J. H. Wallis, Arch (Attr)**  
**O.E. Thompson, Builder**  
**Kassis Grocery and Market**  
**The Kassis Grocery Building**  
**Kassis-Ellis Building**

Two-story, five-bay-wide (w-w-w-w-d), Italian Renaissance, Early 20th Century Commercial building with a flat roof. Bay 5 is a recessed corner entryway. Windows are wood, paired, 12-light round arch, 1-light fixed, and 1-light

Central Gulfport Historic District

Harrison County  
Mississippi  
County and State

Name of Property

fixed with faux star motif muntins; single and paired vinyl 8-light with 5-light fan and 4-light with 5-light fan. The building has a concrete slab foundation, and painted brick cladding. There is a flat roof addition at the rear (east).  
[Photo 3]

**378. (C) 2202 25th Avenue/  
Highway 49  
Mitchell Owen Merchantile  
Store**

**1921-1929**

**Colonial Revival  
J. H. Wallis, Arch (Attr)**

**Mitchell-Owen Building**

Two-story, three-bay-wide, (wdw-d-wddw), Colonial Revival building with a flat roof. Bays 1 and 3 are storefronts with 1-light display windows, in-filled transoms, and central entry ways. Bay 1 has a 15-light entry door; Bay 3 has recessed 1-light paired entry doors. Bay 2 is a recessed 1-light entry door and 4-light transom highlighted by square fluted columns. Windows are ribbon 9/6 aluminum double-hung-sash with faux muntins and 2/2 metal d-h-s. The building has a concrete slab foundation and brick cladding. [Photo 2]

**379a. (C) 2208 (2210A) 25th Avenue/  
U.S. Highway 49  
Mathers Cash Grocery  
and Market**

**1930**

**Commercial Vernacular**

**Alston's Antiques & Gifts**

Two-story, frame, four-bay-wide (d-ww-d-ww), vernacular early 20th century vernacular commercial building with gable and hipped roof. Bays 1 and 3 are 1-light entry doors. Windows are single and paired 4/1 wood double-hung-sash. Details include: gable attic vent and exposed rafter tails partially covered by fascia board. The building has a pier foundation, clapboard, composite wood and vinyl siding, brick cladding, and an asphalt shingle roof. The second-story main façade is an full-width, enclosed, inset porch. There is a two-story, shed roof porch at the rear (east).

**379b. (NC) 2210 B 25th Avenue/  
U.S. Highway 49  
Finishings Antiques & Collectibles**

**1965-1975**

**Commercial Vernacular**

One-story, concrete block, Contemporary Late-20th Century Commercial building with front-gable roof. The partial-width, flat roof awning shelters paired aluminum and glass entry doors and 1-light aluminum picture windows. The building has a concrete slab foundation and concrete block construction with stone pilasters.

**379c. (C) 2210 C 25th Avenue/  
U.S. Highway 49**

**1946**

**Vernacular**

One-story, frame, one-bay-wide (dw or wd), vernacular houses with front-gable roofs. Entry doors are plain or 6-panel. Windows are 1/1 and 2/2 aluminum double-hung-sash. Details include: exposed rafter tails and wide window and door trim. The houses have concrete block pier foundations, novelty siding, and asphalt shingle roofs. The two buildings on the south side of the lot have shed roof additions on the left (south); the three buildings on the north side of the lot have shed roof additions on the right (north).

**379d. (C) 2210 D 25th Avenue/  
U.S. Highway 49**

**1946**

**Vernacular**

One-story, frame, one-bay-wide (dw or wd), vernacular houses with front-gable roofs. Entry doors are plain or 6-panel. Windows are 1/1 and 2/2 aluminum double-hung-sash. Details include: exposed rafter tails and wide window and door trim. The houses have concrete block pier foundations, novelty siding, and asphalt shingle roofs. The two buildings on the south side of the lot have shed roof additions on the left (south); the three buildings on the north side of the lot have shed roof additions on the right (north).

Central Gulfport Historic District

Harrison County  
 Mississippi  
 County and State

Name of Property

**379e. (C) 2210 E 25th Avenue/ 1946**  
**U.S. Highway 49**

**Vernacular**

One-story, frame, one-bay-wide (dw or wd), vernacular houses with front-gable roofs. Entry doors are plain or 6-panel. Windows are 1/1 and 2/2 aluminum double-hung-sash. Details include: exposed rafter tails and wide window and door trim. The houses have concrete block pier foundations, novelty siding, and asphalt shingle roofs. The two buildings on the south side of the lot have shed roof additions on the left (south); the three buildings on the north side of the lot have shed roof additions on the right (north).

**379f. (C) 2210 F 25th Avenue/ 1946**  
**U.S. Highway 49**

**Vernacular**

One-story, frame, one-bay-wide (dw or wd), vernacular houses with front-gable roofs. Entry doors are plain or 6-panel. Windows are 1/1 and 2/2 aluminum double-hung-sash. Details include: exposed rafter tails and wide window and door trim. The houses have concrete block pier foundations, novelty siding, and asphalt shingle roofs. The two buildings on the south side of the lot have shed roof additions on the left (south); the three buildings on the north side of the lot have shed roof additions on the right (north).

**379g. (C) 2210 G 25th Avenue/ 1946**  
**U.S. Highway 49**

**Vernacular**

One-story, frame, one-bay-wide (dw or wd), vernacular houses with front-gable roofs. Entry doors are plain or 6-panel. Windows are 1/1 and 2/2 aluminum double-hung-sash. Details include: exposed rafter tails and wide window and door trim. The houses have concrete block pier foundations, novelty siding, and asphalt shingle roofs. The two buildings on the south side of the lot have shed roof additions on the left (south); the three buildings on the north side of the lot have shed roof additions on the right (north).

**380. (NC) 2214-2218 25th Avenue/ 1930/2007-2010**  
**U.S. Highway 49**  
**Gulf Coast Realty**

**Commercial Vernacular**

One-story, concrete block, six-bay-wide (dd-wdw-dd-dddd-d-dddd), Mid-20th Century Commercial flat roof building with molded cornice. Bays 2 and 5 have inset entries with 18-light entry doors. Bays 1, 3, 4, and 6 have paired 18-light French doors sheltered by metal awnings with scrolled brackets. Windows are 6/6 vinyl double-hung-sash. The building has a concrete slab foundation and concrete block construction with stucco on the main elevation. Extensive changes to the siding, fenestration and storefront adversely affect the integrity.

**381. (C) 2220 25th Avenue/ 1947**  
**U.S. Highway 49**  
**Wimpee Brothers Painting**  
**& Decorating Co.**  
**Quality Auto Supply**

**Art Moderne**

One-story, concrete block, three-bay-wide (w-d-w), Art Moderne building with front gable roof over a stepped parapet. Bays 1 and 3 are storefronts. Bay 2 is a recessed entry with 1-light door. Windows are 3-light fixed aluminum and glass block. Details include: curved corners with embedded glass block and decorative horizontal bands and sign placard on the main façade. The building has a concrete slab foundation, brick and stucco cladding, and an asphalt shingle roof.

**382. (NC) 2224 25th Avenue/ 1984**  
**U.S. Highway 49**  
**Robert Homes Law Firm**

**Commercial Vernacular**

One-story, concrete block, five-bay-wide (w-w-d-w-w), Neo-Eclectic Late-20th Century Commercial building with hipped roof. Bay 2 is an inset entry with 2-light/2-panel door flanked by 1-light fixed aluminum sidelights. Windows are 1-light fixed aluminum. The building has a concrete slab foundation, concrete block with brick cladding, and an asphalt single roof.

Central Gulfport Historic District

Harrison County

Mississippi

County and State

Name of Property

383. (C) 2300 25th Avenue/

1947

Art Deco

U.S. Highway 49

Jordan's Tire Service

[formerly] Coast Auto Air

One-story, concrete block, two-bay-wide (www-wd), Art Deco building with flat roof consisting of two blocks with a common corner. Bay 1 is an aluminum frame ribbon window with aluminum and glass entry door and partially enclosed window on the right (south). Bay 2 is set back from bay 1; it has a partially enclosed window and boarded door with transom on the front elevation. There are two doors, one is boarded, one is a 6-panel on the right (south) elevation, both with boarded transoms. The building has a concrete slab foundation, and brick cladding. [Photo 1]

Central Gulfport Historic District

Harrison County  
Mississippi  
County and State

Name of Property

## 8. Statement of Significance

### Applicable National Register Criteria

(Mark "x" in one or more boxes for the criteria qualifying the property for National Register listing.)

- A. Property is associated with events that have made a significant contribution to the broad patterns of our history.
- B. Property is associated with the lives of persons significant in our past.
- C. Property embodies the distinctive characteristics of a type, period, or method of construction or represents the work of a master, or possesses high artistic values, or represents a significant and distinguishable entity whose components lack individual distinction.
- D. Property has yielded, or is likely to yield, information important in prehistory or history.

### Criteria Considerations

(Mark "x" in all the boxes that apply.)

- A. Owned by a religious institution or used for religious purposes
- B. Removed from its original location
- C. A birthplace or grave
- D. A cemetery
- E. A reconstructed building, object, or structure
- F. A commemorative property
- G. Less than 50 years old or achieving significance within the past 50 years

Central Gulfport Historic District

Harrison County  
Mississippi  
County and State

Name of Property

**Areas of Significance**

(Enter categories from instructions.)

Community Planning and Development

Architecture

\_\_\_\_\_  
\_\_\_\_\_  
\_\_\_\_\_  
\_\_\_\_\_  
\_\_\_\_\_

**Period of Significance**

1887-1965

\_\_\_\_\_  
\_\_\_\_\_

**Significant Dates**

\_\_\_\_\_  
\_\_\_\_\_  
\_\_\_\_\_

**Significant Person**

(Complete only if Criterion B is marked above.)

\_\_\_\_\_  
\_\_\_\_\_  
\_\_\_\_\_

**Cultural Affiliation**

\_\_\_\_\_  
\_\_\_\_\_  
\_\_\_\_\_

**Architect/Builder**

Shaw & Woleben

Milton B. E. Hill

H. D. Shaw

J. C. McClendon, Jr.

Mack Francis

\_\_\_\_\_

Central Gulfport Historic District

Harrison County  
Mississippi  
County and State

Name of Property

**Statement of Significance Summary Paragraph** (Provide a summary paragraph that includes level of significance, applicable criteria, justification for the period of significance, and any applicable criteria considerations.)

The Central Gulfport Historic District is eligible under **Criterion A** for **Community Planning and Development** and **Criterion C** for **Architecture**. The proposed historic district represents Gulfport's timeline of historical development from a small town "with no churches" to a city with an active commercial district, substantial industrial growth, and functioning deep water port.<sup>5</sup> The structures in the historic district are significant as a group of buildings characteristic of architectural styles and types in Gulfport encompassing the time period 1887 through 1965, beginning with the City of Gulfport/Original Gulfport plat and ending with development necessitated by the housing shortage during World War II and the post-World War II era that extended into the 1960s.

**Narrative Statement of Significance** (Provide at least **one** paragraph for each area of significance.)

### History

The City of Gulfport was founded due to its proximity to the Gulf of Mexico, more importantly the access to a deep water port, and the terminus of the railroad.<sup>6</sup> During the 1880s Captain William Harris Hardy was building a railroad between Meridian, Mississippi, and New Orleans, Louisiana, when he realized the potential for harvesting the abundant longleaf yellow pine in South Mississippi.<sup>7</sup> At a site, now known as Hattiesburg, Captain Hardy drew a line on a map from his railroad south to Ship Island, where there was deep water. Captain Hardy's intention was to construct a railroad along the marked route as well as a deep water port at the southern end of the line.<sup>8</sup> He eventually formed the Union Investment Company and became the President of the newly reorganized Gulf & Ship Island Railroad Corporation in the mid-1880s.<sup>9</sup> With the backing of the Union Investment Company, Captain Hardy was able to procure 5,000

<sup>5</sup> Black. Gulfport, pages 18-19.

<sup>6</sup> Dickerson, Steve and Jim Miller. "City of Gulfport," in Marine Resources and History of the Mississippi Gulf Coast, Volume 1. Jackson, MS: Mississippi Department of Marine Resources, 1998. Page, 105.

<sup>7</sup> Ibid.

<sup>8</sup> Ibid.

<sup>9</sup> Dickerson, Steve and Jim Miller. "City of Gulfport," in Marine Resources and History of the Mississippi Gulf Coast, Volume 1. Jackson, MS: Mississippi Department of Marine Resources, 1998. Page, 105.

Central Gulfport Historic District

Harrison County  
Mississippi  
County and State

Name of Property

acres from Mrs. C.M. Soria for \$5 per acre and was able to eventually lay out the plat for a town, at the future port's location which would be bounded by the Mississippi Sound on the south, 20<sup>th</sup> Avenue to the east, 28<sup>th</sup> Street to the north, and 34<sup>th</sup> Avenue on the west.<sup>10</sup> The first boundary stake was driven in 1887.<sup>11</sup> By 1888, several saw mills and a coal refinery were in operation along with other smaller businesses.<sup>12</sup> Unfortunately, economic hardship as well as the Panic of 1893 brought the expansion of the railroad and development of Gulfport to a grinding halt. Despite the setbacks, Gulfport was incorporated on July 28, 1898.<sup>13</sup>

By 1902, Captain Joseph T. Jones, of Bradford, Pennsylvania, had gained full control of the Gulf & Ship Island Railroad Corporation and saw to the completion of the railroad that Captain Hardy was financially unable to complete.<sup>14</sup> Prior to gaining control of the Gulf & Ship Island Railroad Corporation, Captain Jones was a pioneer oil man and financier who made a fortune in Pennsylvania and New York.<sup>15</sup> He created the Bradford Construction Company and began building hotels, offices, and houses throughout the new town.<sup>16</sup> Captain Jones also helped finance the digging of the shipping channel.<sup>17</sup> Due to the town's excellent railroad and port facilities, the commercial focus of Harrison County gradually shifted to Gulfport.<sup>18</sup> In 1902, land was donated for a new county courthouse, and the seat of Harrison County was moved from Mississippi City to Gulfport.<sup>19</sup> By 1903, Gulfport's population boomed to 5,000 from 1,000 in 1900.<sup>20</sup> A storm in 1906 blew down almost a fourth of the pine timber in south Mississippi, which caused Gulfport to develop other industries, such as truck gardening and tourism, in order to offset the timber losses and the avoid over reliance on a single industry.<sup>21</sup>

World War I caused economic disruptions although they were partially offset by increased shipbuilding. The postwar years gradually brought a return to prosperity, especially after the Illinois Central Railroad Company provided direct connections with markets in the North and Midwest in 1925.<sup>22</sup> By the beginning of 1920, Gulfport was in the midst of its greatest building boom since 1905-1907. This was due to the growing industry around the port. President Woodrow Wilson designated the port as an official port of entry in 1919 after the city appropriated \$180,000 for harbor improvements. There was also significant job growth related to

<sup>10</sup> Dickerson, Steve and Jim Miller. "City of Gulfport," in Marine Resources and History of the Mississippi Gulf Coast, Volume 1. Jackson, MS: Mississippi Department of Marine Resources, 1998. Page, 105.

<sup>11</sup> Dickerson and Miller, page 106.

<sup>12</sup> Dickerson and Miller, page 106.

<sup>13</sup> Ellis, Dan. Gulfport: The Birth of a City. Pass Christian, MS: Dan Ellis Enterprises, 1998. Page 7.

<sup>14</sup> Federal Writers' Project of the Works Progress Administration. Mississippi Gulf Coast: Yesterday, 1699 and Today, 1939. Gulfport, Mississippi: Gulfport Printing, 1939. Page, 82.

<sup>15</sup> Federal Writers' Project of the Works Progress Administration. Mississippi Gulf Coast: Yesterday, 1699 and Today, 1939. Gulfport, Mississippi: Gulfport Printing, 1939. Page, 82.

<sup>16</sup> Ibid.

<sup>17</sup> Ibid.

<sup>18</sup> Gulfport was shipping more pine lumber than any other port in the world by 1911. Federal Writers' Project of the Works Progress Administration. Page 83.

<sup>19</sup> Dickerson and Miller. Page 106.

<sup>20</sup> Federal Writers' Project of the Works Progress Administration. Page 83. Dickerson and Miller. Page 106.

<sup>21</sup> Federal Writers' Project of the Works Progress Administration. Page 83.

<sup>22</sup> Dickerson and Miller. Page 114.



Central Gulfport Historic District

Harrison County  
Mississippi  
County and State

Name of Property

the United States entry into World War I with the establishment of the Naval Training Center on the grounds of the site designated for the state centennial celebration in 1917, as well as U.S. soldiers coming to Gulfport for training.<sup>23</sup> The 1920s also witnessed the construction of the seawall and Highway 90, along with the supply of electricity by the newly created Mississippi Power Company.<sup>24</sup> These factors combined to boost land values and to set off a real estate boom in Gulfport and by 1925, the population reached 11,000.<sup>25</sup> During this time, many dwellings were built on the west side of Gulfport along 9<sup>th</sup>, 10<sup>th</sup>, and 11<sup>th</sup> streets, and along 2<sup>nd</sup> Street on the east side. In addition, Broadmoor Place and Gulf Gardens were platted and lots were offered for sale.<sup>26</sup>

Like other communities along the Gulf Coast, Gulfport was severely challenged by the Depression in the 1930s. The need for multiple industries in Gulfport was again evident when, in 1927, after a collapsed real estate boom, the yellow pine supply in south Mississippi was completely depleted.<sup>27</sup> Because of this, Gulfport began exporting cotton, hardwood, and fertilizer; and built cotton warehouses, compresses, and a shirt factory.<sup>28</sup> A million dollar pier and warehouse was built during this time as well giving Gulfport an unparalleled port on the Gulf Coast.<sup>29</sup>

By 1940, the town's economy had recovered due to military preparations for World War II. In 1942, the United States Navy took over the west pier and warehouse for the storage and shipment of supplies, which established a permanent relationship with the military. "In conjunction with the project, the Navy acquired 911 acres in the northwest section of the city through condemnation proceedings. In June, a Naval Advance Depot was established on the site, one of only three such facilities in the United States."<sup>30</sup> The port became important in the movement of military goods, a function that has continued to the present time.<sup>31</sup>

The 1950s saw the expansion of the port and the construction of the sand beach.<sup>32</sup> "In November [1950], the city let bids for an 825-foot-long wharf on the East Pier, a commercial small craft harbor on West Pier, and repairs and additions to the East Pier warehouse... At the end of the year President Truman approved a \$300,000 federal appropriation to build a 300-foot-wide sand beach across Harrison County, which, he said, would 'contribute materially to national defense.'"<sup>33</sup> Gulfport was also selected as an Air National Guard training site in 1954.<sup>34</sup> The

<sup>23</sup> Black. Page 65-68.

<sup>24</sup> Dickerson and Miller. Page 114.

<sup>25</sup> Ibid. Page 114 and 116 and Gulfport, Mississippi, 1925 City Directory.

<sup>26</sup> Black. Page 75.

<sup>27</sup> Dickerson and Miller. Page 114 and 116.

<sup>28</sup> Ibid.

<sup>29</sup> Ibid.

<sup>30</sup> Black. Page 94.

<sup>31</sup> Dickerson, Steve and Jim Miller. "City of Gulfport," in Marine Resources and History of the Mississippi Gulf Coast, Volume 1. Jackson, MS: Mississippi Department of Marine Resources, 1998. Page, 116.

<sup>32</sup> Ibid.

<sup>33</sup> Black. Page 103.

Central Gulfport Historic District

Harrison County  
Mississippi  
County and State

Name of Property

1960s and 1970s were witness to one of the biggest economic boons for Gulfport when, in 1964, work stoppages at the port of New Orleans put Standard Fruit's operations at a standstill, diverting its vessels and shipment of bananas to Gulfport.<sup>35</sup> By 1967, Standard Fruit moved its operations from New Orleans to Gulfport, and in 1973 United Fruit's banana operation also moved their facilities from New Orleans to Gulfport.<sup>36</sup> While bananas continued to be the major import, Gulfport had diversified their trade to include imenite ore, fertilizer, wheat, rice, lumber, beef, cotton, and frozen chickens.<sup>37</sup> In 1974 the U.S. Navy Home for retired sailors and Marines was built on U.S. Highway 90. Also in 1974, Mayor Bullock unveiled a community development project called Harbor Square. "The name 'Harbor Square' was chosen to tie all part of the Gulfport together and to 'give the city 'a motif all its own.'"<sup>38</sup> In 1976, the Gulf Coast Military Academy graduated its last class before William Carey College of Hattiesburg took over the campus for good.<sup>39</sup> "During the first seven months of 1976 there was more than \$10 million in construction in Gulfport, which was five times more than the comparable period in 1973 and 1974."<sup>40</sup>

"In October 1979, Gulfport was one of twelve American cities, and the only between New Orleans, and Charleston, South Carolina, chosen for a case study to show other cities how to preserve and improve their urban environment."<sup>41</sup>

Community Planning and Development

The Central Gulfport Historic District spans development of four subdivisions: Original Gulfport/City of Gulfport, McAlpin Addition, Day-Baker Division, and the Murphy Addition. Roadways in and near the oldest parts of the city are roughly gridded with numbered avenues running north-south and numbered streets running east-west. The largest of the four subdivisions is Original Gulfport/City of Gulfport. It is roughly bounded by 28<sup>th</sup> Street to the north, the Mississippi Sound to the south, 20<sup>th</sup> Avenue to the east, and 34<sup>th</sup> Avenue to the west. It was platted in 1887 by surveyor J.M.T. Hamilton and businessman Captain William Harris Hardy.<sup>42</sup> Within the boundaries of the Central Gulfport Historic District, "avenues" were designated 80 feet wide with the exception of 25<sup>th</sup> and 23<sup>rd</sup> Avenues that were 120 feet wide. Most "streets" were also 80 feet wide with 19<sup>th</sup> and 22<sup>nd</sup> Streets being wider at 120 feet and 100 feet, respectively. Blocks south of 22<sup>nd</sup> Street were typically 300 feet deep with 24 lots while blocks north of 22<sup>nd</sup> Street were 350 feet deep with 28 lots per block. Lots were platted with 100 foot

<sup>34</sup> Ibid. Dickerson, Steve and Jim Miller. "City of Gulfport," in Marine Resources and History of the Mississippi Gulf Coast, Volume 1. Jackson, MS: Mississippi Department of Marine Resources, 1998. Page, 116.

<sup>35</sup> Ibid. Page 118.

<sup>36</sup> Dickerson, Steve and Jim Miller. "City of Gulfport," in Marine Resources and History of the Mississippi Gulf Coast, Volume 1. Jackson, MS: Mississippi Department of Marine Resources, 1998. Page, 118.

<sup>37</sup> Ibid. Page 118-119.

<sup>38</sup> Black. Page 114.

<sup>39</sup> Dickerson, Steve and Jim Miller. "City of Gulfport," in Marine Resources and History of the Mississippi Gulf Coast, Volume 1. Jackson, MS: Mississippi Department of Marine Resources, 1998. Page 119.

<sup>40</sup> Black. Page 116.

<sup>41</sup> Black. Gulfport. Page 119.

<sup>42</sup> Black. Page 12.

Central Gulfport Historic District

Harrison County  
Mississippi  
County and State

Name of Property

widths adjacent to 25<sup>th</sup> Avenue, particularly the blocks from 24<sup>th</sup> to 27<sup>th</sup> Avenues. The blocks on 23<sup>rd</sup> and 24<sup>th</sup> Avenues had lots 160 feet wide. Continuing east, lots on 21<sup>st</sup>, 22<sup>nd</sup>, and 23<sup>rd</sup> Avenues were 165 feet and those on 20<sup>th</sup> and 21<sup>st</sup> Avenues were 170 feet wide. All blocks were bisected north to south by 20 foot alleys. While lot sizes have changed from the original plat, blocks retain their original configurations. Streets and Avenues tend to be narrower than their original plan with deep public rights of way. Many intersections have curbs and gutters constructed based on the widths of the original plat.

Just to the east of Original Gulfport/City of Gulfport is the McAlpin Addition. It is located north of 15<sup>th</sup> Street, south of 22<sup>nd</sup> Street, east of 20<sup>th</sup> Avenue, and west of 18<sup>th</sup> Avenue including the east side of the street. Andrew McAlpin “homesteaded a forty-acre tract along 15<sup>th</sup> Street in 1896” and platted the McAlpin Addition in 1898.<sup>43</sup> The original plat included 19 blocks straddling the Gulf & Ship Island Railroad tracks on the north and south, most measuring 300 feet deep and 278 feet wide. The number of lots per block depended on location ranging from 10 to 32 with most having 24 parcels. Like Original Gulfport/City of Gulfport, blocks were bisected by alleys, but they are only 15 feet wide in the McAlpin Addition. As platted, streets were 60 feet wide with the exception of 19<sup>th</sup> and 22<sup>nd</sup> Streets that were 100 feet wide. Avenues were all 60 feet wide.<sup>44</sup>

The Murphy Addition, adjoining the McAlpin Addition to the east is located between 17<sup>th</sup> and 18<sup>th</sup> Avenues, bordering 22<sup>nd</sup> Street on the north, and the Gulf & Ship Island Railroad to the south. This narrow strip of land was platted in 1906 on land owned by Louise Talbot Murphy of Mississippi City, Mississippi. Mrs. Murphy was the widow of William Bartlett Murphy, who, in the 1880 U.S. Census, was listed as the jailor for Mississippi City. The original Murphy Addition plat consisted of four blocks, each having six lots. Widths were 41.11 feet with depths from 160 feet to 216 feet depending on location. Current plats show that these parcels have largely been altered from their original configurations.<sup>45</sup> Streets appear to have the same widths as those in the McAlpin Addition.

Continuing east and forming part of the eastern boundary for the Central Gulfport Historic District is the Day Baker Division. Borders for this subdivision cover areas of Gulfport that were previously part of Soria City. The north and south boundaries are 22<sup>nd</sup> Street and 15<sup>th</sup> Street, respectively. On the east, the primary border is 17<sup>th</sup> Street. A line running from the northwest corner of the lot at 1703 22<sup>nd</sup> Street approximately due south to 15<sup>th</sup> Street creates the western boundary. Research is largely inconclusive for this subdivision. However, it may be linked to J.L. Day and J. M. C. Baker, who, according to an 1853 property deed, owned lots that were likely located in this area of Harrison County.<sup>46</sup> Like the Murphy Addition, streets appear to have the same widths as those in the McAlpin Addition.

<sup>43</sup> Black. Page 18 and Harrison County Plat Book (copy) 1. Page 29.

<sup>44</sup> Harrison County GIS map. <[www.gis.co.harrison.ms.us/publicmap/](http://www.gis.co.harrison.ms.us/publicmap/)>. Accessed 5 Nov. 2013.

<sup>45</sup> Harrison County Plat Book (copy) 2. Page 132.

<sup>46</sup> Harrison Deed Book 6 Page 554-555 and Deed Book 322 Page 401.

Central Gulfport Historic District

Harrison County  
Mississippi  
County and State

Name of Property

To meet the demands for housing in Gulfport and reap the benefits of the burgeoning real estate market, rental and investment properties became common place and often reflected popular architectural styles, for example, Craftsman in the 1920s, Minimal Traditional in the 1940s, and Ranch in the 1950s. Real estate speculators seized the opportunity to capitalize on the quickly growing economy and population increase beginning with the incorporation of the town of Gulfport in 1898 and continuing into the twentieth century. The desire of Captain Jones to make Gulfport the commercial center for Harrison County through the railroad and shipping industries created an early demand for housing. This demand would continue as the population grew from 1,000 in 1900 to 5,000 in 1903 to 11,000 by 1925.<sup>47</sup> Three early houses in the historic district likely used as investment properties are the Queen Anne “triplet” neighbors 2216 17<sup>th</sup> Street (Inv. 8, 1900), 2218 17<sup>th</sup> Street (Inv. 9, 1900), and 2222 17<sup>th</sup> Street (Inv.10, 1900) [Photo 61]. Mrs. Lucille Bohn Gillis (widow of Albert B. Gillis) purchased the individual lots for each house from Henry Lienhard in 1899.<sup>48</sup> U.S. Census records and City Directories list Mrs. Gillis as living on West Beach Boulevard in Biloxi, Mississippi, from the 1900s into the 1950s. City Directories list various occupants at the 17<sup>th</sup> Street houses throughout the early and mid-twentieth century.

About this same time, a Folk Victorian residence, 1607 18<sup>th</sup> Avenue (Inv. 12, 1912), was built for R.A. Ainsworth of New Orleans. He purchased the land from Mrs. V.B. Wilkinson in 1912.<sup>49</sup> However, in subsequent years under Mr. Ainsworth’s ownership, City Directories list other residents including Alphonse Kremer in 1922, G.O. Anderson in 1925, and R.S. Dinsmore in 1927. Mr. Ainsworth sold the property to his son, Robert A. Ainsworth, Jr., in 1933 who then sold it to Mina Godard.<sup>50</sup>

In the mid-1920s, Mack Francis, a building contractor, plasterer, and cement contractor, began the construction of eight investment properties, seven of which are within the boundaries of the Central Gulfport Historic District.<sup>51</sup> Four are single-family residences (1808 and 1812 18<sup>th</sup> Avenue, Inv. 26 and 28, 1925); and 1800 and 1804 19<sup>th</sup> Avenue( Inv. 67 and 69, 1926) [Photo 50]. The remaining three buildings within the historic district were built as duplexes (2413-15 and 2417-19 21<sup>st</sup> Avenue, Inv. 230 and 231, 1926) [Photo 15] ; and 2323 21<sup>st</sup> Avenue, Inv. 228, 1922-1925) [Photo 16]. Six of the houses are Craftsman Bungalows, but the 18<sup>th</sup> Avenue houses were built in the Spanish Eclectic style.

On the heels of Francis’s projects, a distinctive Craftsman Bungalow with diamond pane windows, 2100 18<sup>th</sup> Street (Inv. 41, 1925-1927) [Photo 58], was constructed for J.F. Payne. According to City Directories, Mr. Payne lived in Long Beach, Mississippi, and made turpentine for naval stores. The house was likely a rental as residents frequently changed until the 1940s

<sup>47</sup> Ibid. Page 114 and 116 and 1925 City Directory, Gulfport, Mississippi.

<sup>48</sup> Harrison County Deed Book 40. Page 298.

<sup>49</sup> Harrison County Deed Book 100. Page 86.

<sup>50</sup> Harrison County Deed Book 198. Page 528 and Harrison County Deed Book 198. Page 533.

<sup>51</sup> According to the U.S. Census and City Directories, Mr. Francis lived at 2007/2007 ½ 25<sup>th</sup> Avenue in Gulfport by 1910 until his death in 1951. It is no longer extant. The eighth residence is located at 1340 East Railroad Street, Gulfport, in what was historically Soria City.

Central Gulfport Historic District

Harrison County  
Mississippi  
County and State

Name of Property

when it was purchased by L.R. Staton and his wife, Anna. Another rental property from this time period is 2001 19<sup>th</sup> Avenue (Inv. 88, 1927-1929), a Craftsman bungalow. It was likely built by the contracting firm, John Mitchell and Sons, Inc. In the 1930s, the Great Depression slowed the real estate market. However, with the onset of World War II in the 1940s, Gulfport's deep water port and Naval training center became important wartime functions of the local economy that caused another housing shortage.

The immediate need for housing influenced collections of residences to be built where adjoining lots were available in the Central Gulfport neighborhood. One such development of Minimal Traditional houses is located on the west side of the 1900 block of 22<sup>nd</sup> Avenue. According to the *Biloxi Daily Herald*, the six houses were constructed in 1943. There are four five- room designs and two six- room designs. Gulfport City Engineer, H.D. Shaw, was the architect and J.C. McClendon, Jr. was the contractor working through Acme Homes, Inc.<sup>52</sup> Two intact five- room models include: 1908 22<sup>nd</sup> Avenue (Inv. 255, 1943) [Photo 33] and its next door neighbor 1912 22<sup>nd</sup> Avenue (Inv.257, 1943). All six residences were constructed through a contract with the Federal Housing Administration.

In the adjacent blocks, a collection of 13 Minimal Traditional duplexes were constructed between 1939 and 1947. They are located on the 1900 block of 21<sup>st</sup> Avenue, the 2000 block of 19<sup>th</sup> and 20<sup>th</sup> Streets, and the 2100 block of 19<sup>th</sup> and 21<sup>st</sup> Streets.<sup>53</sup> The duplexes were designed to resemble single family residences and, therefore, blend well into the scale of the surrounding area. The smart design also helped to increase density and help satisfy the need for housing within the confines of pre-existing lot sizes. An intact example is 1919 (1921) 20<sup>th</sup> Avenue (Inv. 138, 1939-1947). The residence maintains its original two-family configuration with separate entry doors. According to City Directories, W.J. Adams, and his wife, Avies, were residents in 1947. Mr. Adams was owner of Willie's Dry Cleaners. The second unit was occupied by W.J. Adams, Jr. and his wife, Joyce. The junior Mr. Adams was listed as the manager of Willie's Dry Cleaners.<sup>54</sup> A second intact duplex, 2007 20<sup>th</sup> Street (Inv. 143 1939-1947), is of similar design, but has a covered entry porch. Based on City Directories, Harty L. Dunaway, his wife, Maurine, and their three children were residents in 1947. Mr. Dunaway was a mechanic at Nunnally-Hendrick Company, a Ford automobile dealership located at 2617 13<sup>th</sup> Street (no longer extant). Of interest is that this house (along with others from this collection) has been converted from a duplex to a single-family residence. This is the reverse of the more typical trend of turning single-family residences into multiple units.

Continuing the trend of multiple units constructed of similar design and location are the five, two-room vernacular residences (2210 C-G 25<sup>th</sup> Avenue, Inv. 379c-g, 1946) [Photo 4] located behind and sharing the same lot as 2210 B 25<sup>th</sup> Avenue (Inv. 379b, 1965-1975). The small, front-gable houses are one-bay-wide with shed roof additions on the north or south sides depending on location. The *Biloxi Daily Herald* first listed an unfurnished "cabin" for rent at this

<sup>52</sup> *The Biloxi Daily Herald*, "War Housing Tops Gulfport Building Permits for June," 1 Jun. 1943: page 2.

<sup>53</sup> 1950 Gulfport Sanborn Fire Insurance map.

<sup>54</sup> The 1947 City Directory lists Willie's Dry Cleaners at 1502 2<sup>nd</sup> Street in Gulfport. It is no longer extant.

Central Gulfport Historic District

Harrison County  
Mississippi  
County and State

Name of Property

address in June 1946.<sup>55</sup> The 1947 City Directory lists six residents for this address, which aligns with the original six cottages. Specifically, the *Biloxi Daily Herald* advertisements listed "two room furnished cabins, private baths, lights, water and gas furnished" for rent.<sup>56</sup> Contact information was Owen Realty. Property deeds show that Tofie Owen, son of Mitchell Owen, purchased the property from brothers Nicholas and Matthew Mathers in 1943.<sup>57</sup>

Housing demand in Gulfport kept pace into the 1950s as local industries continued to expand.<sup>58</sup> With the number of vacant lots in this area of Gulfport dwindling, property owners with corner parcels began to subdivide their land to create additional space for new construction. Several Ranch style houses were constructed on these partitioned properties. They face north or south on the streets rather than east or west on the avenues as was typical of early development in the area. Two intact examples are 2005 23<sup>rd</sup> Street (Inv. 348, 1957) [Photo 21] and 2312 23<sup>rd</sup> Street (Inv. 353, 1953-1958) [Photo 6]. Like the Minimal Traditional duplexes, the subdivided parcels helped to increase density into the already established neighborhood. Other designs from the 1950s that helped to satisfy the housing demand include small- scale apartment houses such as the two-story buildings at 2213-B 20<sup>th</sup> Avenue (Inv.160b, 1955) and 2221 20<sup>th</sup> Avenue (Inv. 161, 1955). These multi-family residences also show a break from the traditional neighborhood building model of moderately uniform building setbacks on lots of similar widths. Both apartment buildings were built at the rear of their wide lots along the alley that bisects the block. This construction trend continues today with some newer buildings ignoring the previously established setbacks, creating an irregularity in the rhythm of the historic neighborhood.

While the residential component of the Central Gulfport Historic District is a large factor in its development, a commercial element also exists. One of the neighborhood's advantages is its close proximity to commercial areas along 25<sup>th</sup> Avenue/U.S. Highway 49. This was particularly important before automobiles became the standard mode of transportation. The 2200 block of 25<sup>th</sup> Avenue/U.S. Highway 49 is an intact example of a commercial block within the boundaries of the historic district. The intact Italian Renaissance building known as the Kassis-Ellis Building at 2200 25<sup>th</sup> Avenue/U.S. Highway 49 (Inv. 377, 1929) [Photo 3] is the southernmost building on the block. The *Biloxi Daily Herald* noted that it was "reconstructed" in 1929 for \$14,000 by Ole E. Thompson (1865-1944).<sup>59</sup> Based on City Directories, William Kfoury operated a market on this site by 1912. However, City Directories list Abraham Kassis with his wife, Yasmine Owen Kassis, as proprietors of the Kassis Grocery and Market at this location by 1922. The Kassis' son George operated the business after his father's death in 1927.

<sup>55</sup> *The Biloxi Daily Herald*, 21 Jun. 1946: page 8.

<sup>56</sup> *The Biloxi Daily Herald*, 20 Sept. 1947: page 4.

<sup>57</sup> Harrison County Deed Book 254. Page 122. See the Mitchell-Owen Building, 2202 25<sup>th</sup> Avenue/U.S. Highway 49 (Inventory No. 382) and 2208 (2010 A) 25<sup>th</sup> Avenue/U.S. Highway 49 (Inventory No. 383).

<sup>58</sup> Black. Pages 101-106.

<sup>59</sup> *The Biloxi Daily Herald*, 1 Aug. 1929: page 9. The previous building shown on Sanborn Fire Insurance maps was moved to the corner of 25th Avenue and 23rd Street and is no longer extant.

Central Gulfport Historic District

Harrison County  
Mississippi  
County and State

Name of Property

George Kassis closed the store in 1968 and sold the building to Joe Ellis.<sup>60</sup> Mr. Ellis opened The American Beauty College here in September 1968.<sup>61</sup>

Directly to the north is the Colonial Revival commercial building 2202 25<sup>th</sup> Avenue/U.S. Highway 49 (Inv. 378, 1921-1929 [Photo 2]). It is an intact, two-story structure with distinctive architectural features and an offset sign that reads "Mitchell Owen." It was built for Mitchell Owen, who, according to City Directories, operated a grocery store here by 1922. In subsequent years, Mr. Mitchell's store changed to "general merchandise" likely in response to his neighbors and relatives, the Kassis family, next door selling similar merchandise. Mr. Owen lived on the second floor with his wife, Adgia, and their five children.

Comparable in size is the two-story, vernacular commercial building at 2208 (2010 A) 25<sup>th</sup> Avenue/U.S. Highway 49 (Inv. 379a, 1930). A residence owned by Peter Parker stood on this site until 1927 when heirs of Mr. Parker sold the house to brothers Nicholas and Matthew Mathers.<sup>62</sup> The current building was constructed for the Mathers brothers about 1930 and by 1936 was Mathers Cash Grocery and Market. The Mathers sold the building in 1943 to Tofie Owen, son of Mitchell Owen, who also owned 2202 25<sup>th</sup> Avenue. Rea's Café, Mickey's Café, Fred's Café, and Fifi's Café occupied the building in subsequent years.<sup>63</sup>

The Art Moderne commercial building, 2220 25<sup>th</sup> Avenue/U.S. Highway 49 (Inv. 381, 1947), was likely constructed for Mary Owen, daughter of Mitchell Owen. City Directories list the Wimpee Brothers Painting & Decorating Company and J.H. Harrell Signs as the occupants in 1947. In the 1950s, C&F Welding and Machine Shop operated here and, by 1960, R&B Tile and Linoleum were also at this location.

Of similar design and time period, 2300 25<sup>th</sup> Avenue (Inv. 383, 1947) [Photo 1] was originally an automotive service station and tire shop. According to property deeds, the building was constructed in late 1947. The Munro Paint and Oil Co. leased the site from Mary Owen in October of 1947. The contract stated that the "lessor has agreed to begin construction of building... within 90 days."<sup>64</sup> City Directories show that it was initially operated as Jordan's Tire Service.<sup>65</sup> By 1960, City Directories list Moffett's Standard Service as the occupant.

Within the historic district there are also smaller "neighborhood" commercial buildings with dwellings incorporated into their designs. Constructed between 1925 and 1929, the two-story, vernacular commercial building at 2017 20<sup>th</sup> Avenue (also listed as 2009 21<sup>st</sup> Street, Inv. 148) [Photo 23] was first listed in the 1927 City Directory under the ownership of the Birley

<sup>60</sup> *The Biloxi Daily Herald*, "George Kassis Dies at 61," 30 Sept. 1971: page 2.

<sup>61</sup> *The Biloxi Daily Herald*, 28 Sept. 1968: page 3. This advertisement for the school's grand opening is from Owen Realty Company ("the House of Owen"). It shows interior images from both the first and second floors.

<sup>62</sup> Harrison County Deed Book 169. Page 373.

<sup>63</sup> Gulfport, Mississippi, City Directories: 1947, 1949, 1953, 1958, and 1960.

<sup>64</sup> Harrison County Deed Book 307. Page 371.

<sup>65</sup> According to City Directories, Carlton J. Jordan, owner of Jordan's Tire Service, and his wife, Mildred, were residents of 2116 20<sup>th</sup> Street (Inventory No. 181, 1947-1949) in 1949 and 1953.

Central Gulfport Historic District

Harrison County  
Mississippi  
County and State

Name of Property

family. In 1936 and 1939 City Directories there are no listings for this address or the Birleys. However, by 1947, the Weeks Grocery owned by Robert Weeks is listed in the City Directory along with two families as residents, James Major, his wife, Alice, and their two children, and Pat O'Brien, his wife, Elizabeth, and their child. The grocery changed hands and was owned by W.L. Wilcox by 1949 and Virgil Quarles by 1953. In 1960, Ernest Etzold operated Ernie's Restaurant at the site.

Much smaller in size, the single-story, vernacular building at 2319 20<sup>th</sup> Avenue (Inv. 166, 1939-1947) [Photo 20] is a simple design with large window openings on the main elevation. As shown on the 1950 Sanborn Fire Insurance map, the front section of the building was the storefront and the side-gable wing was a residence. City Directories list the retail occupant as Ruth's Food Store in 1947. It was owned by Ruth M. Shuttleworth who operated the store into the 1960s and lived in the attached wing. The building is still in the family and currently owned by Barbara Read Shuttleworth.

### Architecture

The Central Gulfport Historic District is composed of a large collection of houses from the late-nineteenth to mid- twentieth centuries. The architectural styles chosen by builders and property owners reflect local interpretations of nationally prominent architectural styles. Due to the long period of development, the resources of the Central Gulfport Historic District represent a wide variety of styles and housing forms.

One of the earliest houses to be constructed in the historic district is 1606 19<sup>th</sup> Avenue (Inv. 52, 1900-1903) in the Queen Anne style. The style was named and popularized by a group of nineteenth century English architects led by Richard Norman Shaw.<sup>66</sup> Generally, it is characterized by steeply pitched roofs, patterned shingles, cutaway bays, asymmetrical façades, and partial or full-width porches.<sup>67</sup> 1606 19<sup>th</sup> Avenue is an intact Queen Anne dwelling that possesses distinguishing characteristics such as a T-front form with intersecting gable roof, wraparound porch with spindlework frieze, turned columns, exposed rafter tails, and decorative shingles on the gable ends. It was likely built for Thomas North Clarisse between 1900 and 1903. Mr. Clarisse purchased the property from Andrew McAlpin in 1900 for \$150.<sup>68</sup> In 1903, W.E. McDonald bought the property from Mr. Clarisse for \$500.<sup>69</sup> Mr. Clarisse was a lighthouse keeper. According to U.S. Census records, he, his wife, and their three children were stationed throughout the Gulf Coast including Cameron Parish, Louisiana, Pensacola, Florida, and Ship Island, Mississippi.<sup>70</sup>

<sup>66</sup> McAlester and McAlester. Page 264.

<sup>67</sup> McAlester and McAlester. Page 263.

<sup>68</sup> Harrison County Deed Book 44. Page 20.

<sup>69</sup> Harrison County Deed Book 58. Page 106.

<sup>70</sup> U.S. Census Records: 1900, 1910, 1920, and 1930.



Central Gulfport Historic District

Harrison County  
Mississippi  
County and State

Name of Property

Three early houses in the Queen Anne style are found in a group : 2216 17<sup>th</sup> Street (Inv. 8, 1900), 2218 17<sup>th</sup> Street (Inv. 9, 1900), and 2222 17<sup>th</sup> Street (Inv. 10, 1900) [Photo 61]. The houses have common features including a gable-on-hip roof, partial-width, shed roof porch, pedimented front-gable ell with cutaway bay, wide window and door trim, and frieze at the roof/wall junction that is repeated above the windows on the cutaway bay. Distinguishing characteristics that make the houses slightly different from each other include porch detailing such as lacelike corner brackets, turned frieze, picketed or turned balustrade, and square or turned porch supports. Of the three, 2222 17<sup>th</sup> Street has the most decorative embellishments including shingles and diagonal siding on the gable ends and gable vent with frieze and decorative finial. The houses were likely constructed in 1900. Mrs. Lucille Bohn Gillis (widow of Albert B. Gillis) purchased the individual lots for each house from Henry Lienhard in 1899.<sup>71</sup> U.S. Census records and City Directories show Mrs. Gillis living on West Beach Boulevard in Biloxi from the 1900s into the 1950s, so it is likely that the houses were constructed as investment properties.<sup>72</sup>

Vernacular interpretations of the Queen Anne style share similar characteristics as those in the more academic Queen Anne style such as cutaway bays and multiple roof lines, but do not have the same level of decorative detailing such as corner brackets and decorative frieze-work. An intact example is the one-story residence at 2118 18<sup>th</sup> Street (Inv. 43, 1907-1912). Detailing includes a wraparound porch supported by round columns, pedimented gables, and window and door openings emphasized with wide trim. This house was likely constructed as a rental property for Mrs. G.M. Beatty who purchased the lots in 1907.<sup>73</sup> City Directories list Charles A. Prados and his wife, Clara, as the residents by 1912 and into the 1920s. Occupants frequently changed in subsequent years while the house was owned by Mrs. Beatty.

The neighboring house located at 2026 18<sup>th</sup> Street (Inv. 40, 1907-1909) exemplifies the Free Classical style, a subset of Queen Anne architecture. The style generally dates from the late nineteenth and early twentieth centuries. Characteristics that distinguish it from Queen Anne architecture include use of classical columns, Palladian windows, and dentil molding.<sup>74</sup> 2026 18<sup>th</sup> Street is a one-and-a-half story example featuring a hipped roof with pedimented dormers, wraparound hipped roof porch with turned balustrade, jigsaw brackets and turned posts, and an elevated brick pier foundation. It was likely built for Jared W. Rankin and his wife, Josie. Mr. Rankin was a manager for Standard Electric Company.

An intact two-story Free Classical dwelling is 1916 23<sup>rd</sup> Avenue (Inv. 322, 1895-1905) [Photo 27]. It possesses distinguishing characteristics such as a prominent semi-hexagonal, single-story, cutaway bay with hipped roof, multiple entry doors, architrave trim around the

<sup>71</sup> Harrison County Deed Book 40. Page 298.

<sup>72</sup> According to the Mississippi Department of Archives and History online database, 2218 17<sup>th</sup> Street was designed by Gulfport architect James C. Corbett (1872-1925). Mr. Corbett also worked in the partnership of Corbett & Heath with Robert N. Heath (b.1898). Mr. Corbett was Heath's brother-in-law. See MDAH file: 047-GLF-0093 and <www.mdah.com>. Accessed 5 Nov. 2013.

<sup>73</sup> Harrison County Deed Book 85. Page 284.

<sup>74</sup> McAlester and McAlester. Page 264.

Central Gulfport Historic District

Harrison County  
Mississippi  
County and State

Name of Property

windows, molded cornice, and gable returns. The two-story residence at 1815 22<sup>nd</sup> Avenue (Inv. 250, 1910-1912) [Photo 35] is another architecturally significant Free Classical house. It has a wraparound porch supported by Ionic columns, pedimented gables with decorative fish scale and diamond shingles, entryway with transom, wide window and door architrave trim, and cornice under the eaves.

A smaller scale Free Classical residence is 1514 19<sup>th</sup> Avenue (Inv. 48, 1898-1907). The house features wide eaves with exposed rafter tails, brick chimneys with pointed arch caps, a deep, partial-width porch with cutaway bay, Ionic columns, and turned balustrade. It was likely constructed between 1898 and 1907 under the ownership of Andrew McAlpin and his wife, Minnie.<sup>75</sup> U.S. Census records listed him as a real estate agent in 1900 and proprietor for the New Beach Hotel in Gulfport by 1910. In 1902, he was elected as an alderman in Gulfport.<sup>76</sup>

Folk Victorian style architectural designs, reminiscent of the Queen Anne style, were popular along the Gulf Coast and occur with greater frequency than the Queen Anne or Free Classical styles. "The style is defined by the presence of Victorian detailing on simple folk house forms, which are generally much less elaborated than the Victorian styles that they attempt to mimic."<sup>77</sup> A distinctive Folk Victorian residence is 1516 20<sup>th</sup> Avenue (Inv. 114, 1904). It is two-and-a-half stories tall with a two-story porch having a turned balustrade and support posts. The entry door has a two light transom and there are two-story cutaway bays on the north and south sides. It was likely constructed for John DuPont and his wife, Susan. According to the 1910 U.S. Census, Mr. DuPont was a railroad clerk. At that time, residents of the house were his mother-in-law, Mrs. Elizabeth Gee, and two boarders, H.O. Thompson and C. Thompson.

A smaller, intact, single-story Folk Victorian house is 1607 18<sup>th</sup> Avenue (Inv. 12, 1912). Notable architectural detailing includes a partial-width, inset porch with picketed balustrade and square support posts, 22/1 wood windows with diamond motif upper sashes, entryway with transom, and wraparound entablature with cornice. It was likely constructed in 1912 for Robert A. Ainsworth of New Orleans, who purchased the property the same year.<sup>78</sup> According to the 1920 U.S. Census, Mr. Ainsworth was a railroad conductor. Because residents of the house frequently changed until the 1930s, it was likely used as a rental property.

Another single-story Folk Victorian residence is 1912 23<sup>rd</sup> Avenue (Inv. 321, 1901-1902) [Photo 28]. This locally rare side-hall plan retains important architectural details including a gable-on-hip roof, jigsawed porch arches, wide window and door trim, and tall, narrow 6/6 wood windows on the main elevation. Archibald Boggs may have been the architect/builder.<sup>79</sup> The 1900 U.S. Census listed him as a carpenter and subsequent years he was listed as a realtor. Mr. Boggs purchased the lots in 1901 and filed a deed of trust in 1902 for \$325.<sup>80</sup> The deed of trust

<sup>75</sup> Harrison County Deed Book 37. Page 446 and Deed Book 83. Page 366.

<sup>76</sup> Black. Page 30.

<sup>77</sup> McAlester and McAlester. Page 309.

<sup>78</sup> Harrison County Deed Book 100. Page 86.

<sup>79</sup> MDAH file#: 047-GLF-0332.

<sup>80</sup> Harrison County Deed Book 47. Pages 403-404.

Central Gulfport Historic District

Harrison County  
Mississippi  
County and State

Name of Property

noted the purchase was “together will all improvements now thereon, consisting of one five room dwelling house, or any other improvements that may be put on the said described property in the next 12 months.”<sup>81</sup> The list of residents in City Directories indicates the residence was a rental property. To present, Boggs family members still own the house.<sup>82</sup>

In her discussion of national forms popular between 1850 and 1930, Virginia McAlester identifies a form she describes as “Gable-Front-Wing Family” which developed from the Greek Revival gable front form when “an additional side-gabled wing was added at right angles to the gable-front plan to give a compound, gable-front-and-wing shape.”<sup>83</sup> A house form popular in Mississippi that from the exterior resembles the “Gable-Front-Wing” in fact developed separately and is apparently not in the same family. Richard Cawthon, retired Chief Architectural Historian for the Mississippi Department of Archives and History, adopted the term “L-front” to describe the form, since this phrase did not imply that the lateral wing was an addition and better explained the overall shape of the building. Surveys of Mississippi L-fronts have shown that the gable front “wing” is in fact an original feature; L-fronts almost uniformly have a traditional center-hall floor plan, with two rooms to either side, with the gable-front resulting in one larger front room that typically served as the parlor. Vicksburg has some of the highest-style Italianate examples of this form, but it is common in a one-story vernacular adaptation in all railroad towns of the post-Civil War era. An intact single-story example in the Central Gulfport Historic District is the residence at 1601 19<sup>th</sup> Avenue (Inv. 51, 1899-1900). This house features a partial-width front porch with arched openings, picketed balustrade, and square support posts, a front-gable wing with decorative zig-zag and alternating block shingles, and entryway with transom. It was likely designed and constructed by architect/engineer Edward C. Hearon (c.1869-1936) of Hattiesburg, Mississippi. Mr. Hearon purchased the lots in 1899 for \$75 and \$80.<sup>84</sup> In April of 1900, he sold the property “with improvements” to J.S. Parker for \$550.<sup>85</sup> Another single-story L-front house is the residence at 1633 18<sup>th</sup> Avenue (Inv. 21, 1927-1929) [Photo 53]. Although constructed as the Folk Victorian style’s popularity in the United States was long past, this house has distinctive features such as a cross-gable roof, pedimented gables with scallop shingles, a partial-width porch with jigsaw brackets supported by turned posts on square bases, multiple entry doors with two-light transoms, and molded cornice at the roof line. The house was likely constructed as an investment property by Alvin L. Smith, his wife, Pauline Smith, and H.A. Battles. They purchased the property from Emily Caruthers for \$1.00 in 1927 and took out a deed of trust for \$3,500 in 1928.<sup>86</sup> They sold half interest in the property to Mrs. Ella VanScotter in 1929.<sup>87</sup> She was the resident according to the 1931 Gulfport City Directory.

<sup>81</sup> Harrison County Deed Book 50. Page 419.

<sup>82</sup> Harrison County Deed Book 1259. Page 142. The Boggs were family members of Major Archibald Butt who was President Taft's Military Aide. Major Butt died on the Titanic in 1912. See "Titanic, 1912-2012: Major Archibald Butt." MDAH: A Sense of Place. <<http://mdah.state.ms.us/senseofplace/2012/04/26/titanic-1912-2012-major-archibald-butt/>>. Accessed 5 Nov. 2013.

<sup>83</sup> McAlester, Virginia Savage. *A Field Guide to American Houses, The Definitive Guide to Identifying and Understanding America's Domestic Architecture*. Rev.Ed. (New York, Alfred A. Knopf, 2013), p. 138.

<sup>84</sup> Harrison County Deed Book 40. Pages 399 and 401.

<sup>85</sup> Harrison County Deed Book 44. Page 307.

<sup>86</sup> Harrison County Deed Book 170. Page 186 and Deed of Trust Book 63. Page 356.

<sup>87</sup> Harrison County Deed Book 193. Page 303.

Central Gulfport Historic District

Harrison County  
Mississippi  
County and State

Name of Property

Many of the houses in the Central Gulfport Historic District can best be described as vernacular architecture. The term generally refers to “ordinary” buildings and landscapes that do not exhibit high-style features.<sup>88</sup> Buildings are typically constructed using local resources and represent local building traditions and customs.<sup>89</sup> In the Central Gulfport Historic District, vernacular architecture also recognizes buildings that may have formal stylistic leanings, but do not represent all facets of a particular architectural style. Construction dates for examples in the Central Gulfport Historic District range from about 1896 to the mid-1960s. An early intact vernacular dwelling is 2316 24<sup>th</sup> Avenue (Inv. 369, 1900-1912). It is distinctive for its steeply-pitched cross-gable roof and full-width, hipped roof wraparound porch. Other details include gable returns, novelty siding, and 6/6 wood double-hung-sash windows. Another example of an early vernacular house is 1703 22<sup>nd</sup> Street (Inv. 296, 1912-1921). It has a side-gable roof and full-width shed roof porch with exposed rafter tails. The porch roof extends to a side-gable portecochere, a unique feature in the Central Gulfport neighborhood. Also of interest are the three entrances on the main façade, 9/9 wood double-hung-sash windows, and wood novelty siding. City Directories list Nile Faulk and his wife, Sarah, as the residents by 1927. Mr. Faulk’s occupation was listed as a lineman. The 1931 City Directory listed Franklin L. Boyd and his wife, Vera, as residents. Mr. Boyd was a fireman at the Mississippi Power Company. The Boyds were residents until the late 1930s.

Of note is a collection of vernacular bungalows that were constructed primarily in the 1910s and 1920s. The houses typically have square floor plans with a hipped roof and partial-width, inset porch. Variants include rectangular forms, and front gable roofs. An intact example is 1922 23<sup>rd</sup> Avenue (Inv. 324, 1912-1921). It has features typical of the group including a square floor plan, hipped roof and partial-width inset porch. It also has single and paired 1/1 wood double-hung-sash windows, smooth cornice, and clapboard siding. The 1922 City Directory lists the residents as John Morris and his wife, Myrtle. Mr. Morris worked as a shop foreman. George H. Stone and his wife, Florence, lived in the house by 1925. Mr. Stone was listed as a general car foreman with the Gulf & Ship Island Railroad.

Later vernacular residences include five, two-room cottages (2210 C-G 25<sup>th</sup> Avenue, Inv. 379c-g, 1946) [Photo 4]. The small, front-gable cabins are one-bay-wide with shed roof additions on the north or south sides. Other architectural details include exposed rafter tails, wide window and door trim, novelty siding, and pier foundations.

Within the historic district there are also vernacular commercial buildings. Constructed between 1925 and 1929, the two-story, commercial building at 2017 20<sup>th</sup> Avenue (2009 21<sup>st</sup> Street, Inventory No. 148)[Photo 23] has a front-gable roof and hipped roof porch with an enclosed second story. It also has 3/1 and 4/1 wood windows and stucco cladding. Comparable in size is the two-story, commercial building at 2208 (2010 A) 25<sup>th</sup> Avenue/U.S. Highway 49 (Inv. 379a, 1930). It features a gable and hipped roof and first floor storefronts with single entry

<sup>88</sup> “What is Vernacular Architecture?” Vernacular Architecture Forum. <[www.vernaculararchitectureforum.org](http://www.vernaculararchitectureforum.org)>. Accessed 31 Oct. 2013.

<sup>89</sup> Glassie, Henry. Pages 17-21.

Central Gulfport Historic District

Harrison County  
Mississippi  
County and State

Name of Property

doors and oversized fixed windows. Other details include 4/1 wood windows on the second floor and exposed rafter tails. The 1950 Sanborn Fire Insurance map shows a second-story, full-width inset porch, which has since been enclosed. Much smaller in size, the single-story, front-gable vernacular building at 2319 20<sup>th</sup> Avenue (Inv. 166, 1939-1947) [Photo 20] is a simple design with large window openings on the main elevation. There is also an intersecting side-gable wing.

The Colonial Revival style was part of the Eclectic movement, which emerged around 1880 and drew on Ancient Classical, Medieval, Renaissance Classical, or Modern architectural traditions for stylistic inspiration.<sup>90</sup> Colonial Revival became a dominant style for domestic architecture throughout the nation during the first half of the twentieth century. The dwelling at 2018 18<sup>th</sup> Street (Inv. 39, 1907-1909) is an intact example of the Colonial Revival style with its intersecting gable roof, shed roof porch with picketed balustrade and round support columns, gable returns, window openings emphasized with wide trim and headers, entry door with transom, and a decorative broken pediment on the main elevation. It was likely built for James W. Bradley and his wife, Clara I. Bradley. According to the 1910 U.S. Census, Mr. Bradley was the Tax Collector for the City of Gulfport. Articles from the *Biloxi Daily Herald* noted that he was the deputy sheriff, as well as a City Commissioner in Gulfport.<sup>91</sup>

The architectural details found on the house at 2111 19<sup>th</sup> Avenue (Inv. 102, 1902-1912) are distinctive Colonial Revival elements. The one-and-a-half story residence has a pyramidal roof with gable dormer, an inset full-width porch supported by turned posts on pedestals, and paired center entry doors with decorative glass. In addition, there are four sets of paired paneled doors with transoms, cornices, and functional shutters on the main façade.

The two-and-a-half story brick residence located at 1630 18<sup>th</sup> Avenue (Inv. 20, 1947-1949) is another intact Colonial Revival house. It was constructed toward the end of the style's popularity but its simplified design retains important architectural details including a symmetrical façade, a full-height attic under a steeply pitched side-gable roof, a hipped roof overhang at the first floor with hipped roof bay window, and single and paired, metal, 8-, 10-, and 12-light casement windows.

An example of Colonial Revival commercial building is 2202 25<sup>th</sup> Avenue/U.S. Highway 49 (Inv. 378, 1921-1929) [Photo 2].

The Tudor Revival style was popular in the United States from 1890 to 1940. Typical features include steeply pitched roofs, prominent main façade cross gables, tall, narrow windows, oversized chimneys, and arched openings.<sup>92</sup> Representing the only one of the style in the Central Gulfport Historic District is the intact example at 1822 23<sup>rd</sup> Avenue (Inv. 319, 1947-1949) [Photo 30]. Making it further unique is its intersecting side-gable and hipped roof with front-gable dormer, round arch window and door openings, and main entry with transom. Other details

<sup>90</sup> McAlester and McAlester. Page 319.

<sup>91</sup> *The Biloxi Daily Herald*, "James W. Bradley Laid to Rest," 11 Jul. 1918: page 2 and *The Biloxi Daily Herald*, "Commissioners Adopt Resolutions in Honor J.W. Bradley, Deceased," 12 Jul. 1918: page 1.

<sup>92</sup> McAlester and McAlester. Page 355.

Central Gulfport Historic District

Harrison County  
Mississippi  
County and State

Name of Property

include brick window ledges, soldier course at the wall/roof junction, oversized chimney, oversized triangular gable attic vents, and smooth cornice and frieze. Based on City Directories, Mrs. Lawrence Oliver was the resident in 1949 and 1953. Overlapping in its era of construction, but typically having a more classically-inspired appearance than Tudor Revival architecture, is the Italian Renaissance style. Identifying characteristics include a low-pitched hipped roof, ceramic roof tiles, arches above the doors, windows, or porches, entries accented by small classical columns or pilasters, and symmetrical main façade.<sup>93</sup> Italian Renaissance architecture is rare in Harrison County with less than one percent of buildings surveyed representing the style.

Unique for its style and architectural detailing, the intact Italian Renaissance Early 20<sup>th</sup>-Century Commercial building known as the Kassis-Ellis Building at 2200 25<sup>th</sup> Avenue/U.S. Highway 49 (Inv.377, 1929) [Photo 3] is the only commercial example of the style in the district. It is a two-story, flat roof building with parapet wall, coping, decorative cornice, urns, and wall ornamentation. The main entryway on the first floor is located in a recessed cutaway corner. Windows on the main elevation are 1-light fixed with transoms. Second floor windows on the main and south elevations are single and paired casement style with round arch tops, hood molds, and bracketed or brick ledges. Other details include flat awnings adjacent to the corner entry, decorative wall medallions, and an arcaded second-story recessed porch with vase-shaped balustrade supported by spiraled columns

Also of high style design is Spanish Eclectic architecture. Identifying features include low-pitched roofs, tile roof covering, arched window or door openings, stucco wall cladding, and asymmetrical façades.<sup>94</sup> The Spanish Eclectic style finds its roots in the Bertram Grosvenor Goodhue design of the 1915 Panama-California Exposition in San Diego. The style is most common in the southwest United States, as well as Texas and Florida.<sup>95</sup> Like Italian Renaissance, the style is rare in Harrison County with less than one percent of buildings identified in the county, three of which are in the Central Gulfport Historic District.

An excellent example of the Spanish Eclectic style is 1808 A 2<sup>nd</sup> Street (Inv. 1a, 1928) [Photo 62]. It is a two-story, stucco residence with side-gable terracotta tile roof and partial-width, inset porch supported by spiraled columns. Other details include decorative wall shields and an arcaded shed roof secondary entryway on the east side. The *Biloxi Daily Herald* noted that the architectural firm Shaw & Woleben designed the house and T.A. Walker Company was the builder.<sup>96</sup> In addition, Hamilton Bros. Company had contracts for the plumbing, heating, roofing, and sheet metal work, J.C. Clancy installed lights and fixtures, and W.T. Hull completed

<sup>93</sup> McAlester and McAlester. Page 397.

<sup>94</sup> McAlester and McAlester. Page 417.

<sup>95</sup> McAlester and McAlester. Page 418.

<sup>96</sup> Partners in the architectural firm of Shaw & Woleben were Hobart Doane Shaw (1879-1960) and Dean Parkhurst Woleben (1891-1968). While both architects designed buildings outside the partnership, they collaboratively are associated with buildings throughout the Gulf Coast. Two extant buildings are the Aubert Motor Car Co. building in Gulfport, MS, and the Masonic Temple (McLeod Lodge No. 424) in Ocean Springs, MS.

Central Gulfport Historic District

Harrison County  
Mississippi  
County and State

Name of Property

the painting. The *Herald* article projected the cost at \$10,000.<sup>97</sup> Mr. Poirier, his wife, Cora, and their children, Helen and Louis, moved into the house at the end 1928.<sup>98</sup>

Also of interest is the intact pair of Spanish Eclectic houses constructed by Gulfport building contractor Mack Francis (1871-1951) as rental properties. They are 1808 18<sup>th</sup> Avenue (Inv. 26, 1925) and 1812 18<sup>th</sup> Avenue (Inv. 28, 1925). Both share the same architectural detailing including stucco cladding, front-gable roof, inset full-width porch with rectangular and round arch openings, exposed rafter tails, triangular gable vents, concrete knee wall around the front yard, and concrete wing walls flanking the entry stairs.<sup>99</sup>

As the twentieth century progressed, new architectural styles emerged. The Craftsman style was popular from the 1910s into the 1930s. Craftsman Bungalows were particularly conducive to life along the Mississippi Gulf Coast, as they were typically inexpensive to build and their porches were vital to keeping cool in the hot, humid weather. Therefore, Craftsman Bungalows have become a predominant style and form, representing over fifty percent of the houses surveyed in Harrison County.

Two early examples, while in different areas of the Central Gulfport Historic District, have an almost identical main façade. They are 1918 15<sup>th</sup> Street (Inv. 7, 1912-1922) and 2010 20<sup>th</sup> Avenue (Inv. 146 1900-1910). The residence at 1918 15<sup>th</sup> Street has exposed rafter tails and decorative knee braces along with 12/1 and 9/1 wood windows. Based on City Directories, George S. Gully (b.1876) and his daughter, Mary, were residents in 1922.<sup>100</sup> Mr. Gully was a partner in the contracting firms of Heath & Gully and Gully & Craig.<sup>101 102</sup> A Biloxi Herald newspaper article from February 19, 1921, noted "two handsome dwelling houses which will be built by George Gully in 15th Street will be financed by the Building and Loan."<sup>103</sup> This residence may be one of those houses. The house at 2010 20<sup>th</sup> Avenue shares similar architectural features including exposed rafter tails and decorative knee braces. Based on Sanborn Fire Insurance maps, it was likely moved to its current location from the lot to the east at 2011 19<sup>th</sup> Avenue.<sup>104</sup>

<sup>97</sup> *The Biloxi Daily Herald*, "Erecting Handsome Home on 16<sup>th</sup> Street," 29 Sept. 1928: page 6.

<sup>98</sup> *The Biloxi Daily Herald*, "Occupy New Home," 4 Jan. 1929: page 6.

<sup>99</sup> It should be noted that the porch openings on 1808 18th Avenue have been enclosed, but they do not appear to be permanent and, therefore, do not affect the building's architectural significance or contributing status.

<sup>100</sup> Mr. Gully's World War I draft registration card noted his birth date as January 4, 1876.

<sup>101</sup> The partner in Gully & Craig was William M. Craig (1882-1941). According to City Directories, he was a resident of Gulfport, MS. Mr. Gully was also a partner in the contracting firm of Heath & Gully with Robert Heath (b.1898). A public notice in *The Biloxi Daily Herald* noted that the partnership was dissolved in 1911.

<sup>102</sup> In 1919, Mr. Gully built the commercial building for George Northrup at 14<sup>th</sup> Street and 25<sup>th</sup> Avenue and the W.T. Stewart Building at 1317 27<sup>th</sup> Avenue in Gulfport (no longer extant). *The Biloxi Daily Herald*, "Contract for Brick Building," 31 May 1919: page 3 and "Material on Ground for New Building," 13 Sept. 1919: page 4.

<sup>103</sup> *The Biloxi Daily Herald*, "Building & Loan Shows Expansion," 19 Feb. 1921: page 3.

<sup>104</sup> The same footprint as the current house is shown on the 1929 Sanborn Fire Insurance map at 2011 19<sup>th</sup> Avenue. There is a Minimal Traditional house at this location on the 1950 Sanborn map (still extant). On the same 1950 Sanborn map, the Craftsman Bungalow's current lot is shown as vacant.

Central Gulfport Historic District

Harrison County  
Mississippi  
County and State

Name of Property

One Craftsman example with features that represent the transition from the Folk Victorian style to the Craftsman style is the hipped roof Bungalow located at 2115 18<sup>th</sup> Avenue (Inv. 34, 1929-1931). The partial-width, front-gable porch has Folk Victorian details including picketed balustrade, spindle frieze, and lace-like spandrels as well as turned posts and triple square posts on brick pedestals. It also has wide trim around the entry door, exposed rafter tails, and a brick chimney with decorative cap. The house was likely built for real estate agent Wiley K. Ferguson and his wife, Mary, who purchased the property in 1929.<sup>105</sup> Another distinctive Craftsman example is the side-gable bungalow at 2110 22<sup>nd</sup> Avenue (Inv. 272, 1927-1931). It has a front-gable porch supported by square columns on brick pedestals, exposed rafter tails, and decorative knee braces. It was likely constructed by the Great Southern Land Company between 1927 and 1931.<sup>106</sup> Constructed about the same time, the Craftsman side-gable Bungalow at 1809 18<sup>th</sup> Avenue (Inv. 27, 1925-1927) has similar architectural features such as a front-gable porch supported by square and tapered square columns on brick pedestals, exposed rafter tails, decorative knee braces, and wide window and door trim. Based on City Directories, Louis Cooper and his wife, Florence, were residents by 1927. Mr. Cooper was a building tradesman listed as a brick layer and carpenter. The Coopers lived in the house into the early 1960s.<sup>107</sup>

Local vernacular or plan book interpretations of Craftsman style houses have similar floor plans and roof lines as more academic Craftsman architecture, but lack or employ simplified defining details such as gable brackets, beams, and square or tapered porch columns, sometimes on brick pedestals. With its bungalow form, partial-width, inset porch with square column supports, 3/1 wood windows, and exposed rafter tails, 2112 18<sup>th</sup> Avenue (Inv. 32, 1929-1939) is a good example of the a vernacular Craftsman. Another front-gable Bungalow is 2226 23<sup>rd</sup> Avenue (Inv. 339, 1912-1929). This example has a full-width inset porch with tapered square columns on brick pedestals, exposed rafter tails, and decorative fascia board.

Having a similar front-gable form with gable and shed roof porch, 2221 21<sup>st</sup> Avenue (Inv. 216, 1925) has exposed rafter tails, square columns porch supports, and 6/1 wood windows. The 1927 City Directory lists Robert Cullefer and his wife, Ada, as the residents. Mr. Cullefer, his wife and, later, their two children lived in the house into the 1960s. His occupations included fireman, foreman at the Public Works, and welder.

A clear break from the popular academic revival styles, the Art Moderne style highlighted “clean” lines and horizontal emphasis. The commercial building, at 2220 25<sup>th</sup> Avenue/U.S. Highway 49 (Inv. 381, 1947) is the sole Art Moderne building in the district and one of only three recorded examples in Gulfport.<sup>108</sup> It is distinctive for its curved corner walls with embedded glass block, decorative horizontal bands, stepped parapet, and sign placard on the main façade.

<sup>105</sup> Harrison County Deed Book 183. Page 54.

<sup>106</sup> Gulfport, Mississippi, City Directories: 1927 and 1931.

<sup>107</sup> Gulfport, Mississippi, City Directories: 1927, 1931, 1936, 1939, 1947, 1953, 1958 and 1960.

<sup>108</sup> Union Bus Terminal/Hatten Building, 2314 14<sup>th</sup> Street, c. 1940 (NR, 2011); Phillips Milk of Magnesia Plant, 3600 25<sup>th</sup> Avenue, 1946-1948..



Central Gulfport Historic District

Harrison County  
Mississippi  
County and State

Name of Property

Of similar design and time period, Art Deco buildings were also a break from the previous architectural styles. The style emphasized horizontal lines and often used geometric ornamentation. Originally an automotive service station and tire shop, 2300 25<sup>th</sup> Avenue (Inv. 383, 1947) [Photo 1], features curved corners with embedded tiles, stepped parapet with cap, and brick soldier course above the line of the windows and doors. This example is the only one identified in Gulfport making it an important historic resource. According to property deeds, the building was constructed in late 1947. The Munro Paint and Oil Co. leased the site from Mary Owen in October of 1947. The contract stated that the "lessor has agreed to begin construction of building...within 90 days."<sup>109</sup> City Directories show that it was initially operated as Jordan's Tire Service.<sup>110</sup> By 1960, City Directories list Moffett's Standard Service as the occupant.

Minimal Traditional and Ranch houses were popular in the United States from the 1930s through the 1970s.<sup>111</sup> During this time, there was a marked population increase in Gulfport due to wartime initiatives including the United States Navy's occupation of the west pier and warehouse for the storage and shipment of military supplies and eminent domain procedures for 911 acres in northwest Gulfport for use as a Naval Advance Depot.<sup>112</sup> Within the Central Gulfport Historic District, housing was constructed primarily in the northern and central portions of the area around 22<sup>nd</sup> Street as this was the location of vacant blocks of land. Sanborn Fire Insurance maps show the Gulf & Ship Island Railroad spur running along 22<sup>nd</sup> Street from 20<sup>th</sup> Avenue west to the rail yard in the area of 26<sup>th</sup> and 28<sup>th</sup> Avenue. In the pre-World War II era, proximity to the rail line and nearby industrial manufacturing may have hampered growth. However, with the wartime housing shortage, the vacant land was ideal for development.

An early Minimal Traditional house from this period is the intact residence at 1709 22<sup>nd</sup> Street (Inv. 298, 1930-1931). It features a side-gable roof, symmetrical main façade, partial-width, front-gable porch, side-gable screened porch, and 6/6 wood double-hung-sash windows. The intact Minimal Traditional house at 1805 19<sup>th</sup> Avenue (Inv. 70, 1950-1953) reflects the popularity and longevity of the architectural style being constructed in the early 1950s. Architectural features include a partial-width, hipped roof entry porch with decorative iron supports, smooth cornice, wide window and door trim, asbestos siding, and close eaves. Also of interest is the attached single-car garage showing influence of the automobile on housing construction at this time.

As the economy expanded in the 1950s, buyers could afford larger houses, and the Ranch style displaced the Minimal Traditional. This is seen in the building stock in the Central Gulfport Historic District. Two intact examples are 2005 23<sup>rd</sup> Street (Inv. 348, 1957) [Photo 21] and 2312 23<sup>rd</sup> Street (Inv. 353, 1953-1958) [Photo 6]. The residence at 2305 23<sup>rd</sup> Street features a front-gable ell, intersecting gable roof with wide eaves, and an inset, screened side porch. Sharing similar details, 2312 23<sup>rd</sup> Street [Photo 6] has a hipped roof with hipped roof wing, wide eaves,

<sup>109</sup> Harrison County Deed Book 307. Page 371.

<sup>110</sup> According to City Directories, Carlton J. Jordan, owner of Jordan's Tire Service, and his wife, Mildred, were residents of 2116 20<sup>th</sup> Street (Inventory No. 181, 1947-1949) in 1949 and 1953.

<sup>111</sup> McAlester and McAlester. Pages 478 and 479.

<sup>112</sup> Black. Page 94.

Central Gulfport Historic District

Harrison County  
Mississippi  
County and State

Name of Property

an oversized brick chimney on the main elevation, 2/2 wood windows, and an attached single-car garage. City Directories list Thomas E. Roberts as the resident in 1958. Another Ranch house is 2103 20<sup>th</sup> Avenue (Inv. 151, 1958-1960). Typical of the sprawling Ranch house design this residence has a long main façade, low-pitched intersecting hipped roof, wide eaves, and an attached single-car garage.

While some of the historic resources in the Central Gulfport Historic District have undergone alterations, such as the use of replacement materials and additions or change of use from residential to commercial, the overall integrity of the proposed district has not been diminished nor overtly compromised. Also important is the historic district's cohesive collection of intact buildings representing different eras of development in the City of Gulfport. Most historic resources retain high or moderate degree of integrity. There are five other listed historic districts in Gulfport. The Turkey Creek Historic District (NR, 2007) is primarily a rural residential district established by freed people in the years following the Civil War. The Gulfport Harbor Square Commercial Historic District (NR, 2011) includes the commercial core of the city. The Gulfport Veterans Medical Center Historic District (NR, 2014) is associated with a hospital for veterans. The Broadmoor Place Historic District (NR, 2015) is a residential district notable for its curvilinear streets. The Soria City Historic District (NR, 2015) is a primarily residential area that was one of the city's African American neighborhoods.

---

## 9. Major Bibliographical References

**Bibliography** (Cite the books, articles, and other sources used in preparing this form.)

Articles from *The Biloxi Daily Herald*:

28 Aug. 1919: page 4.

1 Aug. 1929: page 9.

21 Jun. 1946: page 8.

20 Sept. 1947: page 4.

28 Sept. 1968: page 3.

"Beauty College in New Site," 30 Sept. 1968: page 28.

"Building & Loan Shows Expansion," 19 Feb. 1921: page 3.

"Building Permits at Gulfport for April \$10,875," 4 May 1939: page 3.

"Commissioners Adopt Resolutions in Honor J.W. Bradley, Deceased," 12 Jul. 1918:  
page 1.

"Contracting Firm Dissolves," 7 Nov. 1911: page 5.

"Contract for Brick Building," 31 May 1919: page 3.

"Dedication Services Sunday for New Gulfport Church of Christ," 31 Oct. 1959: page 2.

"Erecting Handsome Home on 16<sup>th</sup> Street," 29 Sept. 1928: page 6.

"George Kassis Dies at 61," 30 Sept. 1971: page 2.

"Ground Clearing Started at Site for New School," 13 Jun. 1951: page 1.

"Gulfport Church of Christ to Get \$80,000 Building," 20 Jun. 1959: page 7.

Central Gulfport Historic District

Harrison County  
Mississippi  
County and State

Name of Property

- “Handicap Gulfport Man to Get Degree,” 26 May 1956: page 7.  
“Handicap No Hindrance, Cronan LeBlanc in Tulane Architect Class,” 27 Oct. 1950:  
page 2.  
“Herberts’ New House,” 2 Jul 1938: page 5.  
“James W. Bradley Laid to Rest,” 11 Jul. 1918: page 2.  
“Material on Ground for New Building,” 13 Sept. 1919: page 4.  
“Occupy New Home,” 4 Jan. 1929: page 6.  
“Ole E. Thompson Buried This Morning,” 26 Dec. 1944: page 5.  
“War Housing Tops Gulfport Building Permits for June.” 1 Jul. 1943: page 2.

Black, Henry W. *Gulfport: Beginnings and Growth*. Bowling Green, Kentucky: Rivendell Publications, 1986.

City Directories, Gulfport, Harrison County, MS: 1912, 1922, 1927, 1931, 1936, 1939, 1947, 1949, 1953, 1958, and 1960.

Dickerson, Steve and Jim Miller. “City of Gulfport,” in *Marine Resources and History of the Mississippi Gulf Coast, Volume 1*. Jackson, MS: Mississippi Department of Marine Resources, 1998.

Ellis, Dan. *Diamondhead Jubilee: Silver Anniversary Commemorative History*. Pass Christian, MS: Dan Ellis Enterprises, 1996.

Ellis, Dan. *Gulfport: The Birth of a City*. Pass Christian, MS: Dan Ellis Enterprises, 1998.

Federal Writers’ Project of the Works Progress Administration. *Mississippi Gulf Coast: Yesterday, 1699 and Today, 1939*. Gulfport, Mississippi: Gulfport Printing, 1939.

Glassie, Henry. *Vernacular Architecture*. Bloomington and Indianapolis, Indiana: Indiana University Press, 2000.

Harrison County [Mississippi] Records:

- . Deed Book 6 Page 554-555.
- . Deed Book 37 Page 446.
- . Deed Book 40 Page 298.
- . Deed Book 40 Pages 399-401.
- . Deed Book 44 Page 20.
- . Deed Book 44 Page 307.
- . Deed Book 47 Pages 403-404.
- . Deed Book 50 Page 419.
- . Deed Book 54 Page 220.
- . Deed Book 57 Page 431.
- . Deed Book 58 Page 106.
- . Deed Book 61 Page 7.

Central Gulfport Historic District

Harrison County  
Mississippi  
County and State

Name of Property

- . Deed Book 61. Page 182.
- . Deed Book 83 Page 366.
- . Deed Book 85 Page 284.
- . Deed Book 100 Page 86.
- . Deed Book 131 Page 109.
- . Deed Book 142 Page 603.
- . Deed Book 161 Page 182.
- . Deed Book 169 Page 373.
- . Deed Book 170 Page 186.
- . Deed Book 183 Page 54.
- . Deed Book 193 Page 303.
- . Deed Book 198 Page 533.
- . Deed Book 198 Page 528.
- . Deed Book 230 Page 570.
- . Deed Book 254 Page 122.
- . Deed Book 307 Page 371.
- . Deed Book 322 Page 401.
- . Deed Book 444 Page 51.
- . Deed Book 1259 Page 142.

- . Deed of Trust Book 63 Page 356.
- . Deed of Trust Book 68 Page 256.

- . Harrison County Plat Book (copy) 1.
- . Harrison County Plat Book (copy) 2.
- . Harrison County Plat Book (copy) 3-D.
- . Harrison County Plat Book (copy) 5-A.

Harrison County GIS map. <[www.gis.co.harrison.ms.us/publicmap/](http://www.gis.co.harrison.ms.us/publicmap/)>. Accessed 5 Nov. 2013.

“James William Bradley.” Accessed 31 Oct. 2013. <[www.findagrave.com/](http://www.findagrave.com/)>.

McAlester, Virginia, and A. Lee McAlester. *A Field Guide to American Houses*. New York: Knopf, 1988.

Sanborn Fire Insurance Maps: 1912, 1921, 1929, and 1950.

*The Sun-Herald* [Biloxi, Mississippi]. Thomas Emerson Roberts, Sr. obituary, 16 Oct. 2010.

*Twentieth Century Coast Edition of the Biloxi Daily Herald: 1699-1902*. Geo. W. Wilkes & Sons, pub. Biloxi, Mississippi, 1902.  
<<http://archive.org/stream/twentiethcentury00bilo#page/n0/mode/2up>>.

Central Gulfport Historic District

Harrison County  
Mississippi  
County and State

Name of Property

United States of America. Department of Commerce, Census Bureau. Gulfport, Mississippi City,  
and Biloxi, Harrison County, Mississippi: 1880, 1900, 1910, 1920, 1930, and 1940.

Vernacular Architecture Forum. "What is Vernacular Architecture?"  
<www.vernaculararchitectureforum.org>. Accessed 31 Oct. 2013.

**Previous documentation on file (NPS):**

- preliminary determination of individual listing (36 CFR 67) has been requested
- previously listed in the National Register
- previously determined eligible by the National Register
- designated a National Historic Landmark
- recorded by Historic American Buildings Survey # \_\_\_\_\_
- recorded by Historic American Engineering Record # \_\_\_\_\_
- recorded by Historic American Landscape Survey # \_\_\_\_\_

**Primary location of additional data:**

- State Historic Preservation Office
- Other State agency
- Federal agency
- Local government
- University
- Other
- Name of repository: FEMA

**Historic Resources Survey Number (if assigned):** \_\_\_\_\_

**10. Geographical Data**

**Acreage of Property** 191 acres

Use either the UTM system or latitude/longitude coordinates

**Latitude/Longitude Coordinates**

Datum if other than WGS84: \_\_\_\_\_  
(enter coordinates to 6 decimal places)

Central Gulfport Historic District

Harrison County  
Mississippi  
County and State

Name of Property

- |              |            |
|--------------|------------|
| 1. Latitude: | Longitude: |
| 2. Latitude: | Longitude: |
| 3. Latitude: | Longitude: |
| 4. Latitude: | Longitude: |

See continuation sheet.

**Or**

**UTM References**

Datum (indicated on USGS map):

NAD 1927 or  NAD 1983

- |          |           |           |
|----------|-----------|-----------|
| 1. Zone: | Easting:  | Northing: |
| 2. Zone: | Easting:  | Northing: |
| 3. Zone: | Easting:  | Northing: |
| 4. Zone: | Easting : | Northing: |

**Verbal Boundary Description** (Describe the boundaries of the property.)

The boundary is set out on the accompany Central Gulfport Historic District historic resources map

**Boundary Justification** (Explain why the boundaries were selected.)

The boundary includes the resources included with the borders of the Central Gulfport Historic District that developed in that neighborhood and that t reflect local interpretations of nationally popular architectural forms and styles during the period of significance.

---

**11. Form Prepared By**

Central Gulfport Historic District

Harrison County  
Mississippi  
County and State

Name of Property

name/title: James Zwolak and Laura Thayer  
organization: Federal Emergency Management Agency  
street & number: 220 Popps Ferry Road  
city or town: Biloxi state: MS zip code: 39531  
e-mail: laura.thayer@dhs.gov  
telephone: 228-594-2949  
date: August 1, 2015

### Additional Documentation

Submit the following items with the completed form:

- **Maps:** A **USGS map** or equivalent (7.5 or 15 minute series) indicating the property's location.
- **Sketch map** for historic districts and properties having large acreage or numerous resources. Key all photographs to this map.
- **Additional items:** (Check with the SHPO, TPO, or FPO for any additional items.)

### Photographs

Submit clear and descriptive photographs. The size of each image must be 1600x1200 pixels (minimum), 3000x2000 preferred, at 300 ppi (pixels per inch) or larger. Key all photographs to the sketch map. Each photograph must be numbered and that number must correspond to the photograph number on the photo log. For simplicity, the name of the photographer, photo date, etc. may be listed once on the photograph log and doesn't need to be labeled on every photograph.

### Photo Log

Name of Property: Central Gulfport Historic District

City or Vicinity: Gulfport

County: Harrison

State: Mississippi

Central Gulfport Historic District

Harrison County  
Mississippi  
County and State

Name of Property

Photographer: William M. Gatlin, MDAH, Photographs 1-26  
Justin Heskew, MDAH, Photographs 27-62

Date Photographed: October 1, 2015

Description of Photograph(s) and number, include description of view indicating direction of camera:

- 1 of 62. 2300 25<sup>th</sup> Avenue, camera facing northeast
- 2 of 62. 2202 25<sup>th</sup> Avenue, camera facing east
- 3 of 62. 2200 25<sup>th</sup> Avenue, camera facing east
- 4 of 62. 2210 (rear) 25<sup>th</sup> Avenue, camera facing northwest
- 5 of 62. 200 block of 24<sup>th</sup> Avenue, camera facing southeast
- 6 of 62. 2312 23<sup>rd</sup> Street, camera facing north
- 7 of 62. 2300 block of 23<sup>rd</sup> Avenue, camera facing east
- 8 of 62. 2300 block of 23<sup>rd</sup> Avenue, camera facing southeast
- 9 of 62. 2301 23<sup>rd</sup> Avenue, camera facing northwest
- 10 of 62. 2200 block of 23<sup>rd</sup> Avenue, camera facing southeast
- 11 of 62. 2102 23<sup>rd</sup> Avenue, camera facing east
- 12 of 62. 2300 block of 22<sup>nd</sup> Avenue, camera facing southeast
- 13 of 62. 2229 22<sup>nd</sup> Street, camera facing southwest
- 14 of 62. 2013 22<sup>nd</sup> Avenue, camera facing northwest
- 15 of 62. 2413-15 and 2417-19 21<sup>st</sup> Avenue, camera facing west
- 16 of 62. 2323 21<sup>st</sup> Avenue, camera facing southeast
- 17 of 62. 200 block of 21<sup>st</sup> Street, camera facing northeast
- 18 of 62. 2019 22<sup>nd</sup> Street, camera facing southwest
- 19 of 62. 2106 20<sup>th</sup> Street, camera facing north
- 20 of 62. 2319 20<sup>th</sup> Avenue, camera facing west
- 21 of 62. 2005 23<sup>rd</sup> Street, camera facing south
- 22 of 62. 2123 20<sup>th</sup> Avenue, camera facing southwest
- 23 of 62. 2017 20<sup>th</sup> Avenue, camera facing southwest
- 24 of 62. 2102 19<sup>th</sup> Avenue, camera facing east
- 25 of 62. 2100 block of 18<sup>th</sup> Avenue, camera facing southeast
- 26 of 62. 100 block of 22<sup>nd</sup> Street, camera facing southwest
- 27 of 62. 1916 23<sup>rd</sup> Avenue, camera facing east
- 28 of 62. 1912 23<sup>rd</sup> Avenue, camera facing east
- 29 of 62. 1800 block of 23<sup>rd</sup> Avenue, camera facing south
- 30 of 62. 1822 23<sup>rd</sup> Avenue, camera facing east
- 31 of 62. 1710 23<sup>rd</sup> Avenue, camera facing east
- 32 of 62. 1900 block of 22<sup>nd</sup> Avenue, camera facing northwest
- 33 of 62. 1908 22<sup>nd</sup> Avenue, camera facing northeast
- 34 of 62. 1901 22<sup>nd</sup> Avenue, camera facing west



Central Gulfport Historic District

Harrison County  
Mississippi  
County and State

Name of Property

- 35 of 62. 1815 22<sup>nd</sup> Avenue, camera facing west
- 36 of 62. 1811 22<sup>nd</sup> Avenue, camera facing northwest
- 37 of 62. 1706 22<sup>nd</sup> Avenue, camera facing east
- 38 of 62. 1618 22<sup>nd</sup> Avenue, camera facing east
- 39 of 62. 1900 block of 21<sup>st</sup> Avenue, camera northwest
- 40 of 62. 1715 21<sup>st</sup> Avenue, camera facing west
- 41 of 62. 1703 21<sup>st</sup> Avenue, camera facing west
- 42 of 62. 1919 20<sup>th</sup> Avenue, camera facing west.
- 43 of 62. 1900 block of 20<sup>th</sup> Avenue, camera facing northeast
- 44 of 62. 1800 block of 20<sup>th</sup> Avenue, camera facing northeast
- 45 of 62. 1807 20<sup>th</sup> Avenue, camera facing west
- 46 of 62. 1724 20<sup>th</sup> Avenue, camera facing east
- 47 of 62. 1900 block of 19<sup>th</sup> Avenue, camera facing southwest
- 48 of 62. 1800 block of 19<sup>th</sup> Avenue, camera facing southeast
- 49 of 62. 1800 block of 19<sup>th</sup> Avenue, camera facing, southwest
- 50 of 62. 1804 19<sup>th</sup> Avenue, camera facing east
- 51 of 62. 1621 19<sup>th</sup> Avenue, camera facing west
- 52 of 62. 1500 block of 19<sup>th</sup> Avenue, camera facing northeast
- 53 of 62. 1633 18<sup>th</sup> Avenue, camera facing west
- 54 of 62. 1629 18<sup>th</sup> Avenue, camera facing west
- 55 of 62. 1618 18<sup>th</sup> Avenue, camera facing east
- 56 of 62. 2017 20<sup>th</sup> Street, camera facing south
- 57 of 62. 2200 block of 18<sup>th</sup> Street, camera facing northwest
- 58 of 62. 2100 18<sup>th</sup> Street, camera facing north
- 59 of 62. 2000 block of 18<sup>th</sup> Street, camera facing northeast
- 60 of 62. 2200 block of 17<sup>th</sup> Street, camera facing northeast
- 61 of 62. 2222 17<sup>th</sup> Street, camera facing north
- 62 of 62. 1808 2<sup>nd</sup> Street, camera facing northeast

Central Gulfport Historic District

Harrison County  
Mississippi  
County and State

Name of Property

**Paperwork Reduction Act Statement:** This information is being collected for applications to the National Register of Historic Places to nominate properties for listing or determine eligibility for listing, to list properties, and to amend existing listings. Response to this request is required to obtain a benefit in accordance with the National Historic Preservation Act, as amended (16 U.S.C.460 et seq.).

**Estimated Burden Statement:** Public reporting burden for this form is estimated to average 100 hours per response including time for reviewing instructions, gathering and maintaining data, and completing and reviewing the form. Direct comments regarding this burden estimate or any aspect of this form to the Office of Planning and Performance Management, U.S. Dept. of the Interior, 1849 C. Street, NW, Washington, DC.

**United States Department of the Interior  
National Park Service**

**National Register of Historic Places  
Continuation Sheet**

Central Gulfport Historic District
Name of Property
Harrison County, Mississippi
County and State
Name of multiple listing (if applicable)

Section number 10 Page 1

**Latitude/Longitude Coordinates**

(Follow similar guidelines for entering these coordinates as for entering UTM references described on page 55, *How to Complete the National Register Registration Form*. For properties less than 10 acres, enter the lat/long coordinates for a point corresponding to the center of the property. For properties of 10 or more acres, enter three or more points that correspond to the vertices of a polygon drawn on the map. The polygon should approximately encompass the area to be registered. Add additional points below, if necessary.)

Datum: WG 84

- |               |           |            |            |
|---------------|-----------|------------|------------|
| 1. Latitude:  | 30.379869 | Longitude: | -89.087639 |
| 2. Latitude:  | 30.378875 | Longitude: | -89.087712 |
| 3. Latitude:  | 30.376066 | Longitude: | -89.081068 |
| 4. Latitude:  | 30.372875 | Longitude: | -89.029965 |
| 5. Latitude:  | 30.370486 | Longitude: | -89.082965 |
| 6. Latitude:  | 30.369483 | Longitude: | -89.084418 |
| 7. Latitude:  | 30.368979 | Longitude: | -89.085885 |
| 8. Latitude:  | 30.370453 | Longitude: | -89.087680 |
| 9. Latitude:  | 30.370915 | Longitude: | -89.090204 |
| 10. Latitude: | 30.377098 | Longitude: | -89.093462 |
| 11. Latitude: | 30.379165 | Longitude: | -89.091919 |

**United States Department of the Interior**  
National Park Service

**National Register of Historic Places**  
**Continuation Sheet**

Central Gulfport Historic District

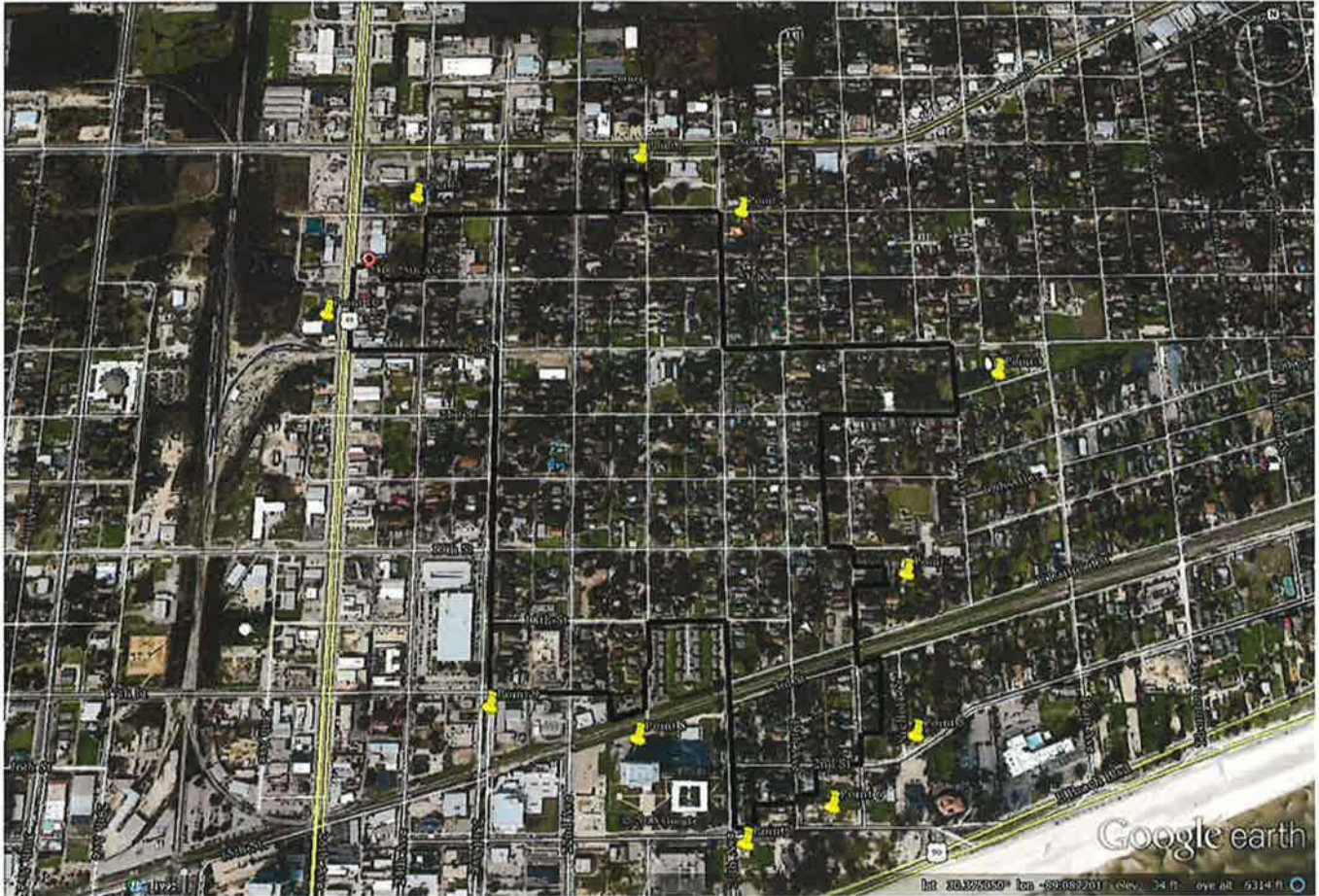
Name of Property

Harrison County, Mississippi

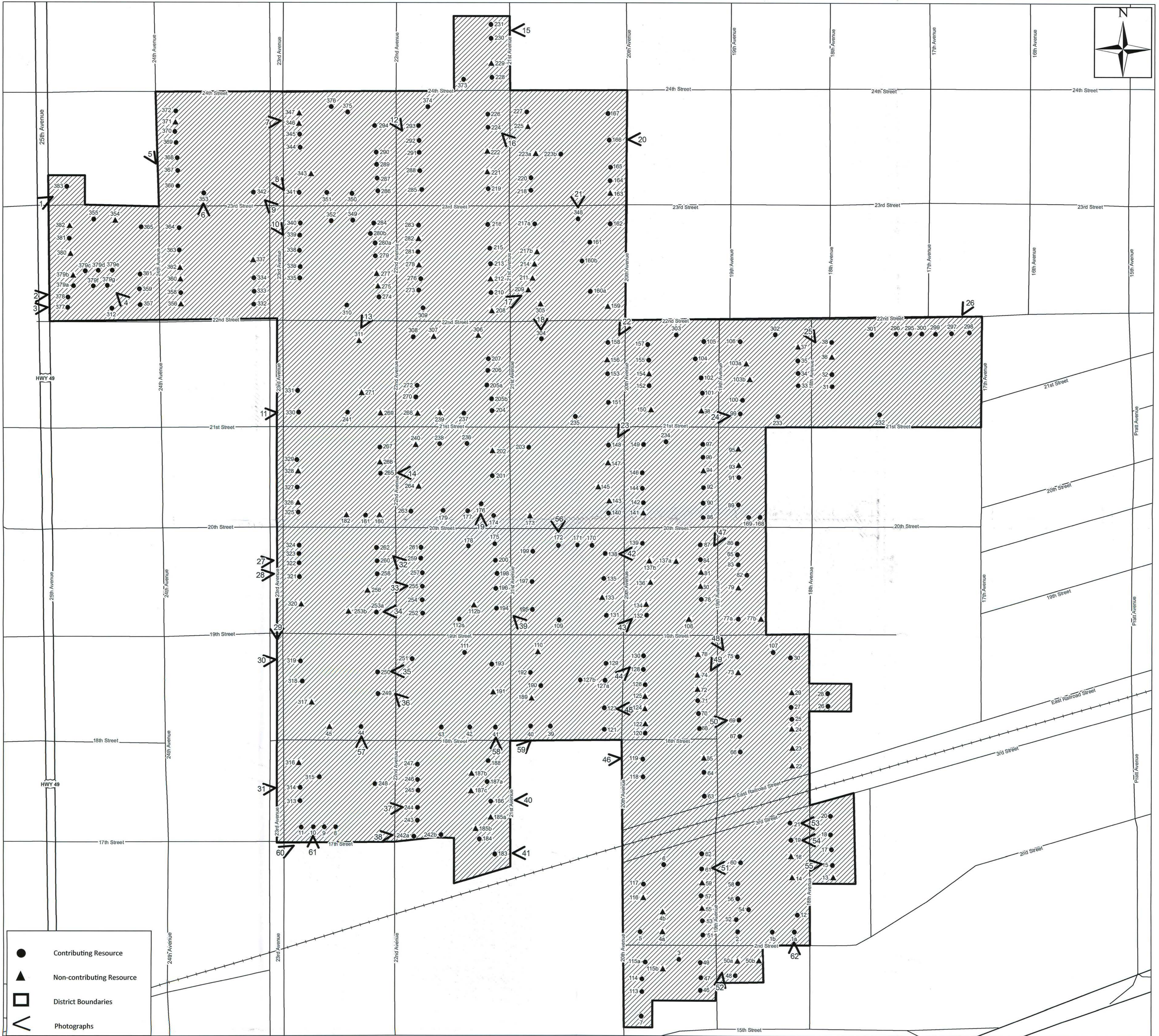
County and State

Name of multiple listing (if applicable)

Section number 10 Page 2



# Central Gulfport Historic District



1 inch = 200 feet



PRICE IS RIGHT  
Flea Market

PRICE IS RIGHT  
Flea Market

PRICE IS RIGHT  
Flea Market

23RD ST

MITCHELL OWEN



*Curl FRIENDS*  
NATURAL HAIR CARE BOUTIQUE

-2202 A-

**TIP**  
Yindell Investments and Properties, LLC  
**FOR LEASE**  
228-342-9963



ON'S  
UES  
868-3985

K

KASSIS

GROCERY

















GRACE MEMORIAL  
BAPTIST CHURCH

MEMORIAL





Power Source Christian Center

SERVICE SCHEDULE



Sunday 12:50 Noon Worship  
Thursday 7:30 pm Word Study  
Pastors: DAVE & LINDA JOHNSON

228-868-0344 \*\*\* OFFICE

2102





WORD OF FAITH CHRISTIAN CENTER

2229  
Recycling  
Trash





2013





2323

90 103200



SPEED  
LIMIT  
25









BOO









Decorative gable ornament

2102

2102

2102







For Sale

America's Leading Provider of  
**SPACE WALL**  
www.herecomespacewall.com  
228-875-4...





1912





N&N  
Nicholson & Nicholson  
LAWYERS

1822

ENTRY



MICHAEL G. PRESTIA

ATTORNEY AT LAW

1-800-TERMINIX

terminix.com

AP 880





*Bible Way*  
BAPTIST CHURCH



Morning Service 11:00  
Sunday School 9:00  
Wednesday Night 7:00  
Bible Study

1837















JOE HARRISON GORDON  
ATTORNEY AT LAW

1715  
LAW OFFICES  
FLOYD and FLOYD  
LAW & FLOYD  
LAW OFFICES





FOR SALE  
ANDREW GATES  
330-555-1306

A B







Stan Smith  
ATTORNEY AT LAW  
228-888-8091



1807







19th AV



JONES

1817

H8Z-729



1804







1510

**SOLD**  
CROSS & CO.  
REAL ESTATE  
1510

JIM HOOD









OWEN-NECAISE  
BUILDING  
2208 18<sup>th</sup> Street  
Owen & Co.  
REAL ESTATE  
336-822-9870  
2208 18th St., Caryville, GA 30513





2105

Simpson  
Reporting  
Services



2026









UNITED STATES DEPARTMENT OF THE INTERIOR  
NATIONAL PARK SERVICE

NATIONAL REGISTER OF HISTORIC PLACES  
EVALUATION/RETURN SHEET

REQUESTED ACTION: NOMINATION

PROPERTY Central Gulfport Historic District  
NAME:

MULTIPLE  
NAME:

STATE & COUNTY: MISSISSIPPI, Harrison

DATE RECEIVED: 12/04/15 DATE OF PENDING LIST: 1/04/16  
DATE OF 16TH DAY: 1/19/16 DATE OF 45TH DAY: 1/19/16  
DATE OF WEEKLY LIST:

REFERENCE NUMBER: 15000986

REASONS FOR REVIEW:

APPEAL: N DATA PROBLEM: N LANDSCAPE: N LESS THAN 50 YEARS: N  
OTHER: N PDIL: N PERIOD: N PROGRAM UNAPPROVED: N  
REQUEST: Y SAMPLE: N SLR DRAFT: N NATIONAL: N

COMMENT WAIVER: N

ACCEPT  RETURN  REJECT 1-19-2016 DATE

ABSTRACT/SUMMARY COMMENTS:

*FEMA mitigation  
weak A+C*

RECOM./CRITERIA Accept A+C

REVIEWER J. Cobble DISCIPLINE \_\_\_\_\_

TELEPHONE \_\_\_\_\_ DATE \_\_\_\_\_

DOCUMENTATION see attached comments Y/~~N~~ see attached SLR ~~Y~~/N

If a nomination is returned to the nominating authority, the nomination is no longer under consideration by the NPS.



HISTORIC PRESERVATION  
Jim Woodrick, director  
RECEIVED 2280  
PO Box 571 Jackson, MS 39208-0571  
601-576-6940 • Fax 601-576-6955  
mdah.state.ms.us  
DEC 04 2015

Nat. Register of Historic Places  
National Park Service

December 2, 2015

Mr. Paul Loether  
Program Director, National Register of Historic Places  
National Park Service  
1201 Eye Street, NW (2280)  
Washington, D.C. 20005

Dear Mr. Loether:

We are pleased to enclose the nomination form and supporting documents to nominate the following properties to the National Register of Historic Places:

Central Gulfport Historic District, Gulfport, Harrison County

The property was approved for nomination by the Mississippi National Register Review Board at its meeting on November 19, 2015.

We trust you will find the enclosed materials in order and will let us hear from you at your convenience.

Sincerely,

A handwritten signature in blue ink that reads "Katie Blount".

Katie Blount  
State Historic Preservation Officer

By: William M. Gatlin

National Register Coordinator