



UNITED STATES DEPARTMENT OF THE INTERIOR
NATIONAL PARK SERVICE


NATIONAL REGISTER OF HISTORIC PLACES
PROPERTY PHOTOGRAPH FORM

(Type all entries - attach to or enclose with photograph)

Connecticut	
COUNTY New London	
FOR NPS USE ONLY	
ENTRY NUMBER	DATE
70.12.04.0046	12/29/70

SEE INSTRUCTIONS

1. NAME			
COMMON: Shaw Mansion			
AND/OR HISTORIC:			
2. LOCATION			
STREET AND NUMBER: 11 Blinman Street			
CITY OR TOWN: New London			
STATE: Connecticut	CODE 06	COUNTY: New London	CODE 011
3. PHOTO REFERENCE			
PHOTO CREDIT: C. Lyster			
DATE OF PHOTO: July 1970			
NEGATIVE FILED AT: Connecticut Historical Commission, 75 Elm Street, Hartford, Conn.			
4. IDENTIFICATION			
DESCRIBE VIEW, DIRECTION, ETC. View from southeast to northwest: the facade and the east annex.			





UNITED STATES DEPARTMENT OF THE INTERIOR
NATIONAL PARK SERVICE

NATIONAL REGISTER OF HISTORIC PLACES
PROPERTY PHOTOGRAPH FORM

(Type all entries - attach to or enclose with photograph)

STATE

Connecticut

COUNTY

New London

FOR NPS USE ONLY

ENTRY NUMBER


DATE

70-12-09-0046

12/29/70

SEE INSTRUCTIONS

1. NAME			
COMMON: Shaw Mansion			
AND/OR HISTORIC:			
2. LOCATION			
STREET AND NUMBER: 11 Blinman Street			
CITY OR TOWN: New London			
STATE: Connecticut	CODE 06	COUNTY: New London	CODE 011
3. PHOTO REFERENCE			
PHOTO CREDIT: Constance Luyster			
DATE OF PHOTO: July 1970			
NEGATIVE FILED AT: Connecticut Historical Commission, 75 Elm Street, Hartford, Conn.			
4. IDENTIFICATION			
DESCRIBE VIEW, DIRECTION, ETC. View from southwest to northeast: the facade and the west side.			





UNITED STATES DEPARTMENT OF THE INTERIOR
NATIONAL PARK SERVICE

NATIONAL REGISTER OF HISTORIC PLACES
PROPERTY PHOTOGRAPH FORM

(Type all entries - attach to or enclose with photograph)


STATE Connecticut	
COUNTY New London	
FOR NPS USE ONLY	
ENTRY NUMBER 70.12.09.0046	DATE 12/29/70

1. NAME			
COMMON: Shaw Mansion			
AND/OR HISTORIC:			
2. LOCATION			
STREET AND NUMBER: 11 Blinman Street			
CITY OR TOWN: New London			
STATE: Connecticut	CODE 06	COUNTY: New London	CODE 011
3. PHOTO REFERENCE			
PHOTO CREDIT: C. Lyster			
DATE OF PHOTO: July 1970			
NEGATIVE FILED AT: Connecticut Historical Commission, 75 Elm Street, Hartford, Conn.			
4. IDENTIFICATION			

DESCRIBE VIEW, DIRECTION, ETC.

View from northeast to southwest: the annex and the rear of
the building.

SEE INSTRUCTIONS





UNITED STATES DEPARTMENT OF THE INTERIOR
NATIONAL PARK SERVICE

NATIONAL REGISTER OF HISTORIC PLACES
PROPERTY PHOTOGRAPH FORM

(Type all entries - attach to or enclose with photograph)

STATE
Connecticut

COUNTY

New London

FOR NPS USE ONLY

ENTRY NUMBER

DATE

70.12.09.0046 12/29/70

1. NAME

COMMON: Shaw Mansion

AND/OR HISTORIC:

2. LOCATION

STREET AND NUMBER:

11 Blinman Street

CITY OR TOWN:

New London

STATE:

Connecticut

CODE

06

COUNTY:

New London

CODE

011

3. PHOTO REFERENCE

PHOTO CREDIT: Constance Luyster

DATE OF PHOTO: July 1970

NEGATIVE FILED AT:

Connecticut Historical Commission, 75 Elm Street, Hartford, Conn.

4. IDENTIFICATION

DESCRIBE VIEW, DIRECTION, ETC.

the garden: view from south to north.

SEE INSTRUCTIONS

