

20001980

Historic Name: Schimmelpfennig Farm		County: Carver Dahlgren Twp. Community: Vicinity of Norwood
Common Name: Schimmelpfennig Farm		Address/Legal Desc.: SW $\frac{1}{4}$, SE $\frac{1}{4}$, S. 7, T115, R25
Owner's Name and Address: Gerald Schimmelpfennig Route 1 Norwood, Minnesota 55368		
Classification:		Acres: Approximately 2 acres.
Buildings <input checked="" type="checkbox"/> Structure _____ Object _____ District _____		
Condition:		Verbal Boundary Desc.: The Schimmelpfennig Farm is bounded by a line beginning at a point 1900 ft. west and 660 ft. north of the southeast corner of Sec. 7, T115N, R25W, proceeding north 330 ft., west 330 ft., south 330 ft., and east 330 ft. to the beginning point.
Excellent _____ Good <input checked="" type="checkbox"/> Fair _____ Deteriorated _____		
Open to the Public:	Visible from the road:	
Yes _____ No <input checked="" type="checkbox"/>	Yes _____ No <input checked="" type="checkbox"/>	
Occupied:	Present Use:	
Yes <input checked="" type="checkbox"/> No _____	Farm and Residence	
History:		UTM Reference: 15/430575/4958400
Date Constructed: 1856-1909	Original Owner: Johann Schimmelpfennig	
Architect/Builder: Johann Schimmelpfennig and son, Christian	Original Use: Farm	
Description:		Level of Significance:
<p>Five buildings comprise the historic elements of the Schimmelpfennig Farm. The house was built in two parts. The north wing is the original story and a half farm house, built of hewn horizontal logs notched together at the corners. The south wing, also a story and a half, is frame. Both portions rest on field stone foundations. The major axis of the log house is east-west. The axis of the frame addition is north-south. Together they form the accretionary "T" plan that is typical of many farm houses in the county.</p> <p>The small frame summer kitchen which also contains the smoke house is contemporary with the frame portion of the farmhouse.</p> <p>The small hewn horizontal log hog barn has been moved from its original site.</p>		Local <input checked="" type="checkbox"/> State _____ Nation _____
Significance:		Status:
<p>In 1855 or '56, Johann Schimmelpfennig, his wife, Albertina, and their children emigrated from Bremen, Germany to the United States. In July of 1856 they homesteaded a quarter-section in Benton Township, Carver County. The original log house, built in 1856, still stands, and the farm itself remains in the Schimmelpfennig family.</p> <p>The development of the Schimmelpfennig farm is typical of many Carver County farmsteads. The farm is unusual in that the physical record of that development is preserved, and therein lies its significance.</p> <p>Three log buildings comprising the original subsistence farm remain. They include the log house which now forms one wing of the Schimmelpfennig home, the original log barn, now used as a wagon and machine shed, and a smaller hog barn, also constructed of log.</p> <p>In the 1870s Johann substantially expanded his farmstead. A frame addition was added to the original homestead, following a pattern found repeatedly throughout the county. Depending</p>		<p>Survey _____ Date _____</p> <p>Local _____ June 1976</p> <p>State _____ Aug. 1977</p> <p>Nat'l. Reg. _____</p> <p>Nat'l. Land. _____</p> <p>HABS/HAER _____</p>
		Theme/s:
		Primary <u>Agriculture</u>
		Secondary _____
		Other _____
		Local Contact/Org.:
		Heritage Committee, Carver County Historical Society
		Prepared by and date:
		Ted Lofstrom January 1978

Description -- continuation

The large dairy barn is framed primarily with sawn timber, with some hewn timbers salvaged from other buildings. It is sheathed with board and batten siding and stands on a field stone foundation.

The original hewn horizontal log construction barn, nearly complete and well-preserved, forms the central portion of the machine shed, which is also sheathed in board and batten.

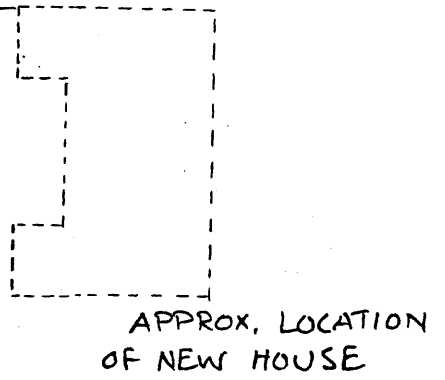

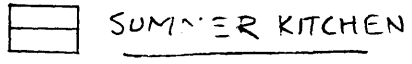

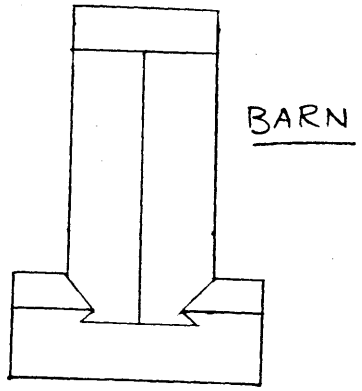
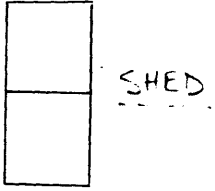

More recent, but compatible elements include a frame pumphouse and concrete stave silo. Visually intrusive elements include a new house and garage, although both are located outside the historic farmstead.

Significance -- continuation

on the fortunes of the farmer, the original home was often augmented with a larger addition.

Johann also added a summer kitchen detached from the house, and built a larger barn. A regional shift beginning about 1890 from subsistence and cash crop agriculture to livestock and dairy production is reflected in the construction in 1909 of a frame livestock barn much larger than the preceding structures.

Two important structures have disappeared -- the original granary, which was demolished to make room for the garage, and the log chicken barn, which has been moved to the grounds of the highschool in Watertown.



United States Department of the Interior
National Park Service

National Register of Historic Places Continuation Sheet

Section number _____ Page _____

ADDITIONAL INFORMATION

for Keeper Melvin Lynn
1/19/89

United States Department of the Interior
National Park Service

National Register of Historic Places Continuation Sheet

Section number _____ Page _____

**Note: These changes apply to
Schimmelpfennig Farm in Carver
County, Minnesota.**

REFERENCE NUMBER: 80001980

STATE: MINNESOTA

COUNTY: Carver

RESOURCE NAME (HISTORIC): Schimmelpfennig, Johann, Farmstead

CITY:

VICINITY OF: Young America

ADDRESS: off U.S. Hwy. 212

CERTIFICATION DATE:

REMOVED DATE:

COMMENTS:

Nina M. Archabal

Nina M. Archabal
State Historic Preservation Officer

JUN 17 1988

Date