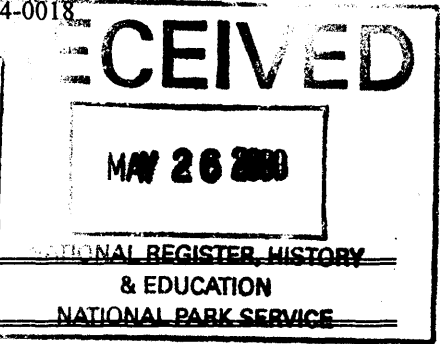
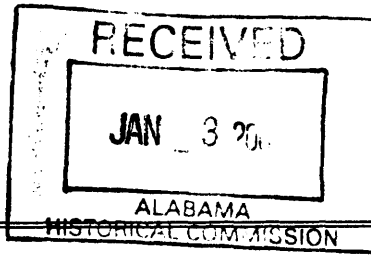


United States Department of the Interior
National Park Service

NATIONAL REGISTER OF HISTORIC PLACES
REGISTRATION FORM



1. Name of Property

historic name Belview Heights Historic District

other names/site number N/A

2. Location

street & number see continuation sheet not for publication N/A
city or town Birmingham vicinity N/A
state Alabama code AL county Jefferson code 073 zip code 35218

3. State/Federal Agency Certification

As the designated authority under the National Historic Preservation Act of 1966, as amended, I hereby certify that this nomination request for determination of eligibility meets the documentation standards for registering properties in the National Register of Historic Places and meets the procedural and professional requirements set forth in 36 CFR Part 60. In my opinion, the property meets does not meet the National Register Criteria. I recommend that this property be considered significant nationally statewide locally. (See continuation sheet for additional comments.)

[Signature] 5-16-00
Signature of certifying official Date

Alabama Historical Commission (State Historic Preservation Office)
State or Federal agency and bureau

In my opinion, the property meets does not meet the National Register criteria.
(See continuation sheet for additional comments.)

Signature of commenting or other official Date

State or Federal agency and bureau

4. National Park Service Certification

I hereby certify that this property is:

- entered in the National Register
 See continuation sheet.
- determined eligible for the National Register
 See continuation sheet.
- determined not eligible for the National Register
- removed from the National Register
- other (explain):

[Signature] Signature of the Keeper
Edson H. Beall Date of Action 6/22/00

5. Classification

Ownership of Property (Check as many boxes as apply.)	Category of Property (Check only one box.)	Number of Resources within Property (Do not include previously listed resources in the count.)	
		Contributing	Noncontributing
<input checked="" type="checkbox"/> private	<input type="checkbox"/> building(s)	<u>355</u>	<u>68</u> buildings
<input checked="" type="checkbox"/> public-local	<input checked="" type="checkbox"/> district	_____	_____ sites
<input type="checkbox"/> public-state	<input type="checkbox"/> site	_____	_____ structures
<input type="checkbox"/> public-Federal	<input type="checkbox"/> structure	_____	_____ objects
	<input type="checkbox"/> object	<u>355</u>	<u>68</u> Total

Name of related multiple property listing
(Enter "N/A" if property is not part of a multiple property listing.)

Number of contributing resources previously listed in the National Register

N/A

0

6. Function or Use

Historic Functions (Enter categories from instructions)

Cat: <u>DOMESTIC</u>	Sub: <u>single dwelling</u>
<u>RELIGION</u>	<u>religious facility/church</u>
<u>GOVERNMENT</u>	<u>fire station</u>
_____	_____
_____	_____
_____	_____
_____	_____

Current Functions (Enter categories from instructions)

Cat: <u>DOMESTIC</u>	Sub: <u>single dwelling</u>
<u>RELIGION</u>	<u>religious facility/church</u>
<u>GOVERNMENT</u>	<u>fire station</u>
_____	_____
_____	_____
_____	_____
_____	_____

7. Description

Architectural Classification (Enter categories from instructions)

- Tudor Revival
- Bungalow/Craftsman
- Colonial Revival

Materials (Enter categories from instructions)

- foundation brick
- roof asphalt
- walls wood: weatherboard
- brick
- other stone
- ceramic tile

Narrative Description (Describe the historic and current condition on continuation sheet/s.)

8. Statement of Significance

Applicable National Register Criteria (Mark "x" in one or more boxes for the criteria qualifying the property for National Register listing)

- A Property is associated with events that have made a significant contribution to the broad patterns of our history.
- B Property is associated with the lives of persons significant in our past.
- C Property embodies the distinctive characteristics of a type, period, or method of construction or represents the work of a master, or possesses high artistic values, or represents a significant and distinguishable entity whose components lack individual distinction.
- D Property has yielded, or is likely to yield information important in prehistory or history.

Criteria Considerations (Mark "X" in all the boxes that apply.) N/A

- A owned by a religious institution or used for religious purposes.
- B removed from its original location.
- C a birthplace or a grave.
- D a cemetery.
- E a reconstructed building, object, or structure.
- F a commemorative property.
- G less than 50 years of age or achieved significance within the past 50 years.

Areas of Significance (Enter categories from instructions)

Architecture _____

Community Planning and Development _____

Period of Significance 1915 -1950 _____

Significant Dates N/A _____

Significant Person (Complete if Criterion B is marked above) N/A _____

Cultural Affiliation N/A _____

Architect/Builder Turner, George (architect) _____

Narrative Statement of Significance (Explain significance of the property on one or more continuation sheets.)

9. Major Bibliographical References

(Cite the books, articles, and other sources used in preparing this form on one or more continuation sheets.)

Previous documentation on file (NPS) N/A

- preliminary determination of individual listing (36 CFR 67) has been requested.
- previously listed in the National Register
- previously determined eligible by the National Register
- designated a National Historic Landmark
- recorded by Historic American Buildings Survey # _____
- recorded by Historic American Engineering Record # _____

Primary location of additional data: N/A

- State Historic Preservation Office
- Other state agency
- Federal agency
- Local government
- University
- Other

Name of repository _____

USDI/NPS Registration Form

Property Name Belview Heights Historic District

County and State Jefferson County, Alabama

10. Geographical Data

Acreage of Property approx. 150 acres

UTM References (Place additional UTM references on a continuation sheet)

	Zone	Easting	Northing	Zone	Easting	Northing	
1.	16	509820	3705690	3.	16	510460	3705340
2.	16	510460	3705680	4.	16	509820	3705250

 See continuation sheet.

Verbal Boundary Description (Describe the boundaries of the property on a continuation sheet.)

Boundary Justification (Explain why the boundaries were selected on a continuation sheet.)

11. Form Prepared By

name/title Jeff Mansell, Meredith Fiske, and Trina Binkley, AHC National Register Coordinator

organization Mansell & Company, Inc. date September 18, 1999

street & number Post Office Box 1112 telephone

city or town Beaufort state SC zip code 29901-1112

Additional Documentation

Submit the following items with the completed form:

Continuation Sheets

Maps

- A USGS map (7.5 or 15 minute series) indicating the property's location.
- A sketch map for historic districts and properties having large acreage or numerous resources.

Photographs

Representative black and white photographs of the property.

Additional items (Check with the SHPO or FPO for any additional items)

Property Owner

(Complete this item at the request of the SHPO or FPO.)

name multiple

street & number telephone

city or town state zip code

**United States Department of the Interior
National Park Service**

**NATIONAL REGISTER OF HISTORIC PLACES
CONTINUATION SHEET**

Section 2.7 Page 1

Name of Property: Belview Heights Historic District
County and State: Jefferson County, Alabama

2. Location

street & number

Street numbers included in the Belview Heights Historic District are:

1300 – 1641 41st Street

1300 – 1648 42nd Street

1300 – 1645 43rd Street

1302 – 1644 44th Street

1300 – 1694 45th Street

4401 – M Avenue

1612, 1616, 1636, 1640, 1644 Martin Avenue

7. Description (cont'd)

Architectural Description

Spanish Revival

Other: foursquare

Other: minimal traditional

Other: ranch

Other: no style

Materials

foundation: concrete

walls: brick

roof: asbestos

**United States Department of the Interior
National Park Service**

**NATIONAL REGISTER OF HISTORIC PLACES
CONTINUATION SHEET**

Section 7 Page 2

Name of Property: Belview Heights Historic District

County and State: Jefferson County, Alabama

**Belview Heights Historic District
Narrative Description**

A residential neighborhood located in the western suburbs of Birmingham, Alabama, the Belview Heights Historic District is part of the Ensley community. Once a separate municipality, Ensley was founded in 1886 by Colonel Enoch Ensley who laid off the town utilizing a typical grid pattern which was common for city planning in the late 19th and early 20th centuries. Ensley experienced rapid growth and by 1907 was a town of more than 10,000. In 1910, Ensley was one of the eight separate towns that were consolidated to form the greater Birmingham municipality. U. S. Steel, the giant conglomerate that purchased the Tennessee Coal, Iron and Railroad Company in the 1910s, dominated the economic and social worlds of Birmingham in the early 20th century. In 1915, the City of Birmingham erected a fire station at the corner of Avenue Q and 44th Street and soon after, in the 1920s, Belview Heights was developed as a neighborhood for the professional employees of U. S. Steel.

Belview Heights consisted of 30 square blocks laid out in a continuation of Ensley's grid system with five avenues running north and south and five cross streets running east-west. The present historic district includes 20 of the original 30 square blocks. Avenues throughout Ensley were simply delineated alphabetically; today, Avenues M, N, O, P, and Q run through Belview Heights. Streets were given numerical titles; 41st, 42nd, 43rd, 44th, and 45th Streets run through the district. Avenues are 50' wide while cross-streets are 60' wide. Each block contains 22 residential lots. Throughout Belview Heights Historic District, residential lot sizes are uniform, 50' x 140', and houses, with few exceptions, were constructed facing north and south along the cross-streets. Residences are uniformly set close to the street with secondary structures located to the rear along the common alleyways. This particular arrangement strengthens the visual appeal of the neighborhood, providing stretches of houses in various styles popular during the period's significance. Too, by placing the primary residence closer to the street, homeowners typically have large and spacious rear lawns and yards. Throughout the area, one finds the Southern flora typically found in such neighborhoods, varieties of oak, pecan, dogwood, pine and sweet gum. Lots are usually embellished with attractive landscaping and the district contains curbs and sidewalks. Occasionally, a dwelling may boast attractive stone or cobblestone retaining walls.

As one would expect from a neighborhood located in the rolling foothills of the Appalachian Mountains, the terrain of the Belview Heights Historic District is slightly undulating, providing a pleasant setting for neighborhood lots on a rolling plateau. An economically stable middle-class neighborhood, Belview Heights Historic District contains an impressive collection of architecture dating from 1920 through the 1950s, reflecting the creation of this specific area within the East Lake development, as well as the continued growth and popularity of the Ensley area through the mid-twentieth century.

Two non-residential buildings, the Central Park Fire Station #24 and Central Park Presbyterian Church, are located in the Belview Heights Historic District. Restored in the mid-1980s, the fire station, ca. 1915, is an excellent example of utilizing early twentieth-century revival-style architecture in the design of a municipal building. The Tudor Revival style fire station blends-in with the surrounding residential architecture of the district. Central Park Presbyterian Church, ca. 1950, is a large religious structure incorporating Spanish and Mediterranean elements, including buttresses, spiral colonettes, palladian windows, a tile roof, and an octagonal lantern resting atop a three-tiered square bell tower. From the 1920s through the 1950s, George Turner, the architect of Central Park Presbyterian Church, designed scores of dwellings throughout Birmingham in the Spanish and Mediterranean Revival Styles, including a number of churches.

The styles of residential architecture found in the Belview Heights Historic District include Tudor, Colonial and Spanish Revival, Bungalow/Craftsman, Minimal Traditional, Ranch, and Modern. The primary form of construction is wood frame while the exterior wall material ranges from simple weatherboard and wooden shingles to brick veneer and stucco. Most dwellings are one-story although there are some one-and-a-half and two-storied dwellings in the district. The topography of the district allows for the accommodation of basements and, indeed, a number of the dwellings constructed in the 1920s and 1930s rest on full basements.

The most interesting architectural aspects of the Belview Heights Historic District are the 154 single-family residences that were designed and constructed in the Tudor Revival style. Comprising almost half of the total number of contributing resources, these Tudor Revival style dwellings architecturally dominate the streetscapes of the district. The Tudor Revival was popular in the district from the late 1920s through the early 1940s. Often found lining entire city blocks, the Tudor Revival houses typical feature brick veneer exteriors, complex rooflines, and front-facing brick chimneys. Red brick veneer is the standard exterior wall material although occasionally, a particular house may be

**United States Department of the Interior
National Park Service**

**NATIONAL REGISTER OF HISTORIC PLACES
CONTINUATION SHEET**

Section 7 Page 3

Name of Property: Belview Heights Historic District

County and State: Jefferson County, Alabama

embellished with rough stone quoins or stone voissiors. Stone work is occasionally used to embellish a chimney, which may be capped by an elaborate chimney pot. Almost all of the Tudor Revival style dwellings have front-facing gable wings, incorporating both a porch and/or an entranceway. These front-facing gables are often embellished with stucco exterior wall material and faux half-timber detailing. The single-leaf entrance is usually rounded and set in a gable-roof entranceway. The majority of these houses have some type of porch, usually supported by arched piers. Windows are typically double-hung sash although some houses have casement windows with diamond-shaped panes.

In addition to the Tudor Revival style, another prevalent architectural style in the Belview Heights Historic District is Bungalow/Craftsman. One hundred and four of the 423 resources in the district were designed in the Bungalow/Craftsman style, reflecting the popularity of that particular style in the 1920s when building in the district really began to take off. These structures are primarily frame with cross-gable roofs, wide overhanging eaves with exposed rafter ends and partial or full-width porches supported by tapered posts on low brick piers. While some Bungalow/Craftsman dwellings have brick piers, some of the Bungalows in the Belview Heights Historic District have cobblestone foundations, balustrades, and piers. Only one dwelling is characterized as an American Foursquare structure that has Craftsman detailing.

Five houses in the district were designed in the Spanish Revival style. These dwellings are also attributed to George Turner, the Birmingham architect who drafted plans for over 30 Spanish Revival style houses in eastern Birmingham as well as a number of homes in the Hollywood section of Homewood. The five one-story houses have ceramic tile gable or flat roofs that are hidden behind low-lying parapet walls. The exterior chimneys are typically capped with elaborate chimney pots or roofs. These dwellings are embellished with partial-width porches with spiral columns, semi-circular arches, tiled floors, and curving garden walls. The two Colonial Revival dwellings in the Belview Heights Historic District are one-story frame cottages covered in wooden shingles. They have symmetrical facades, side gable roof, exterior end chimneys, and small porches supported by classical colonettes.

Ninety-five houses in the district that are categorized as Minimal Traditional reflect the continued popularity of Belview Heights in post-World War II Birmingham. Mortgage records indicate that many of these dwellings were built between 1948 and 1950. Typically, these one-storied houses have three- to five-bay facades, cross-gable roof with front-facing gable wings, partial-width porches, and single-leaf entrances. These frame dwellings typically have weatherboard exterior wall material.

Most of the fifty-four ranch houses located in the Belview Heights Historic District were constructed in the mid-1950s and 1960s and, like the minimal traditional houses of the late 1940s and early 1950s, these dwellings reflect the continued popularity of Belview Heights. These houses were constructed on the remaining vacant lots in the neighborhood. While most ranch houses have brick veneer exteriors, some in this district are covered with asbestos shingles. All of these ranch houses have low-lying, cross-hipped roofs with wide overhanging eaves, picture windows, and small recessed porches. Four houses are classified as modern dwellings and three are classified as having no style.

Today, the Belview Heights historic district contains a significant collection of resources that clearly reflect the development of the neighborhood during the period of significance 1920 to 1950. The district includes 20 of the original 30 city blocks of the Belview Heights development. The nomination contains 423 resources, 355 contributing and 68 non-contributing.

Archaeological Component

Although no formal archaeological testing has been conducted, the potential for subsurface material remains minimal. Subsurface remains could reveal information that may be useful in interpreting the district.

United States Department of the Interior
National Park Service

NATIONAL REGISTER OF HISTORIC PLACES
CONTINUATION SHEET

Section 7 Page 4

Name of Property: Belview Heights Historic District
County and State: Jefferson County, Alabama

Historic Resource Inventory
Belview Heights, Ensley, Jefferson County, Alabama

The letters C and NC following each entry indicate contributing and non-contributing resources. Information contained within parentheses indicates photograph roll and negative number.

41st Street

1. 1300 41st Street, ca. 1950. Minimal Tradition. One-story frame dwelling, side-gable roof, exterior-end chimney, five-bay facade, central single-leaf entrance, small gable roof overhang supported by decorative metal posts, 6/6 double-hung-sash windows. C (Roll #1-1)
2. 1301 41st Street, ca. 1950. Ranch. One-story frame dwelling, weatherboard and brick veneer exterior wall material, low pitched cross gable-on-hip roof, three-bay facade, central single leaf entrance, large multi-pane windows set at angles at each end of wall plane. C (Roll #3-17)
3. 1304 41st Street, ca. 1940. Tudor Revival. One-story frame dwelling, brick veneer exterior wall material, cross-gable roof with double front-facing gables, front-facing chimney, three-bay facade, paired window, small open porch, single-leaf entrance set in arched surround. C (Roll #1-2)
4. 1305 41st Street, ca. 1939. Colonial Revival. One-story frame dwelling, side-gable roof, exterior-side chimney, aluminum exterior wall material, two gable roof dormers, four-bay facade, single-leaf entrance, flat roof addition. C (Roll #3-16)
5. 1308 41st Street, ca. 1940. Tudor Revival. One-story frame dwelling, brick veneer exterior wall material, cross-gable roof, exterior side chimney, front-facing gable wing and decorative gable dormer, two-bay facade, tripartite and paired window, side entrance, aluminum awning. C (Roll #1-3)
6. 1309 41st Street, ca. 1950. Minimal Traditional. One-story frame dwelling, aluminum siding exterior wall material, side gable roof with interior chimney, four-bay facade, central single-leaf entrance, small gable roof overhang. C (Roll #3-15)
7. 1315 41st Street, ca. 1942. Tudor Revival. One-story frame dwelling, brick veneer exterior wall material, cross-gable roof with two front-facing gables, front-facing chimney, three-bay facade, paired and single windows. C (Roll #3-14)
8. 1316 41st Street, ca. 1930. Tudor Revival. One-story frame dwelling, brick veneer exterior wall material, cross-gable roof, front-facing gable wing, three-bay facade, front-facing chimney, tripartite window, single-leaf entrance. C (Roll #1-4)
9. 1317 41st Street, ca. 1933. Bungalow. One-story frame dwelling, side-gable roof, exterior-side chimney, near full-width gable roof porch supported by tall end brick piers, three-bay facade, central single-leaf entrance. C (Roll #3-13)
10. 1320 41st Street, ca. 1948. Minimal Traditional. One-story frame dwelling, weatherboard exterior wall material, cross-gable roof, front-facing gable wing, three-bay facade, single-leaf entrance, partial-width shed roof porch. C (Roll #1-5)
11. 1321 41st Street, ca. 1940. Tudor Revival. One-story frame dwelling, side-gable roof, two front-facing gables, four-bay facade, open side porch, paired and single windows, single-leaf entrance. C (No photo)
12. 1324 41st Street, ca. 1940. Tudor Revival. One-story frame dwelling, brick veneer exterior wall material, exterior-end chimney, triple gable-roof dormers, three-bay facade, single-leaf entrance, casement windows, former open porch has been enclosed with glass. C (Roll #1-6)
13. 1325 41st Street, ca. 1947. Minimal Traditional. One-story frame dwelling, cross-gable roof with front-facing gable wing, exterior end chimney, three-bay facade, single-leaf entrance, and partial-width shed roof porch supported by decorative metal posts. C (Roll #3-12)

United States Department of the Interior
National Park Service

NATIONAL REGISTER OF HISTORIC PLACES
CONTINUATION SHEET

Section 7 Page 5

Name of Property: Belview Heights Historic District

County and State: Jefferson County, Alabama

14. 1328 41st Street, ca. 1930. Tudor Revival. One-story frame dwelling, clipped side-gable roof with front-facing gable wing containing a front-facing chimney, small shed-roof dormer, four-bay facade, arched window openings, partial-width shed roof porch supported by decorative metal posts. C (Roll #1-7)
15. 1329 41st Street, ca. 1949. Minimal Traditional. One-story frame dwelling, cross-gable roof with decorative front-facing gable, four bay facade, single leaf entrance, single 6/6 double-hung-sash windows, former porch has been enclosed. C (Roll #3-11)
16. 1332 41st Street, ca. 1930. Tudor Revival. One-and-a-half story frame dwelling, side-gable roof with central gable roof dormer and two unequal-in-height front facing gables, front-facing chimney, three-bay facade, single-leaf entrance, paired windows. C (Roll #1-8)
17. 1333 41st Street, ca. 1950. Minimal Traditional. One-story frame dwelling, vinyl siding exterior wall material, cross-gable roof with front-facing gable wing, three-bay facade, central single-leaf entrance, side porch, interior chimney, tripartite windows. C (Roll #3-10)
18. 1336 41st Street, ca. 1930. Tudor Revival. One-story frame dwelling, brick veneer exterior wall material, exterior side chimney, three front-facing gables, paired window, single-leaf entrance, open porch supported by arched opening. C (Roll #1 -9)
19. 1339 41st Street, ca. 1941. Minimal Traditional. One-story frame dwelling, side-gable roof with exterior side chimney, three-bay facade, small recessed porch supported by decorative metal posts, single and tripartite windows. C (Roll #3-9)
20. 1341 41st Street, ca. 1950. Minimal Traditional. One-story frame dwelling, side-gable roof with exterior side chimney, three-bay facade, central single-leaf entrance, full-width shed roof porch supported by decorative metal posts. C (Roll #308)
21. 1344 41st Street, ca. 1940. Tudor Revival. One-story frame dwelling, brick veneer exterior wall material, cross-gable roof with three front-facing gables, exterior side chimney, open porch, central single-leaf entrance, open porch supported by decorative arch. C (Roll #1-10)
22. 1348 41st Street, ca. 1928. Bungalow. One-story frame dwelling, weatherboard exterior wall material, side-gable roof, exterior side chimney, central arched porch with flanking pergolas supported by tall decorative stone piers. C (Roll #1-11)
23. 1349 41st Street, ca. 1941. Craftsman. Two-story frame dwelling with multi-subordinate one-story cross-gable wings, low-pitched hipped roof, exterior side chimney, two front-facing gables, two-bay facade, single-leaf entrance, side-gable porch. C (Roll #3-7)
24. 1400 41st Street, ca. 1935. Tudor Revival. One-story frame dwelling, brick veneer exterior wall material, low-pitched hipped roof with central decorative gable, three-bay facade, central single-leaf entrance, partial-width recessed porch supported by arched openings. C (Roll #1-12)
25. 1401 41st Street, ca. 1942. Spanish Revival. One-story frame dwelling, stucco exterior wall material, flat roof hidden behind low parapet, massive stucco-covered chimney, three-bay facade, tripartite window, single-leaf entrance set beneath shed tile-roofed overhang. C (Roll #3-6)
26. 1404 41st Street, ca. 1932. Tudor Revival. One-story frame dwelling, brick veneer exterior wall material, side-gable roof with three front-facing gables, interior chimney, three-bay facade, central single-leaf entrance, open porch, paired window. C (Roll #1-13)
27. 1405 41st Street, ca. 1950. Ranch. One-story frame dwelling, low-pitched hipped roof and central gable, three-bay facade, central single-leaf entrance, and two large multi-pane windows. C (Roll #3-5)
28. 1408 41st Street, ca. 1950. Ranch. One-story frame dwelling, siding exterior wall material, gable-on-low-pitched hipped roof, three-bay facade, aluminum windows, small recessed porch, single-leaf entrance. C (Roll #1-14)

United States Department of the Interior
National Park Service

NATIONAL REGISTER OF HISTORIC PLACES
CONTINUATION SHEET

Section 7 Page 6

Name of Property: Belview Heights Historic District

County and State: Jefferson County, Alabama

-
29. 1409 41st Street, ca. 1929. Minimal Traditional. One-story frame dwelling, side gable roof, front interior chimney, central gable roof porch with two arched openings, four-bay facade, single leaf entrance. C (Roll #3-4)
 30. 1412 41st Street, ca. 1937. Tudor Revival. One-story frame dwelling, brick veneer exterior wall material, side-gable roof with front-facing gable wing, front-facing chimney, four-bay facade, single-leaf entrance set in arched entranceway, band of casement windows. C (Roll #1-15)
 31. 1413 41st Street, ca. 1940. Minimal Traditional. One-story frame dwelling, brick veneer exterior wall material, side gable roof, partial-width gable roof porch supported by two arched openings, former open-side porch now enclosed, four-bay facade, single-leaf entrance. C (Roll #3-3)
 32. 1416 41st Street, ca. 1929. Tudor Revival. One-story frame dwelling, brick veneer exterior wall material, side-gable roof with two front-facing gables and gable roof dormer, front-facing chimney, four-bay facade, partial-width porch supported by arched openings, single-leaf entrance. C (Roll #1-16)
 33. 1417 41st Street, ca. 1939. Tudor Revival. One-story frame dwelling, brick veneer exterior wall material, cross-gable roof with two front-facing gable wings, front-facing chimney, single-leaf entrance set in arched open entranceway embellished with decorative stone quoins, partial open porch. C (Roll #3-2)
 34. 1420 41st Street, ca. 1940. Tudor Revival. One-story frame dwelling, cross-gable roof with front-facing centrally placed gable wing, interior chimney, partial-width shed roof porch to one side, three-bay facade, single and paired 6/6 double-hung-sash windows. C (Roll #1-17)
 35. 1421 41st Street, ca. 1934. Colonial Revival. One-story frame dwelling, side-gable roof, exterior side chimney, five-bay facade, central single leaf entrance, 6/6 double-hung-sash windows, central gable-roof porch supported by paired columns. C (Roll #2-35)
 36. 1422 41st Street, ca. 1939. Tudor Revival. One-story frame dwelling, brick veneer exterior wall material, side chimney, three-bay facade, single-leaf entrance, paired 6/6 double-hung-sash windows, partial-width gable roof porch supported by arched openings. C (Roll #1-18)
 37. 1423 41st Street, ca. 1950. Minimal Traditional. One-story frame dwelling, weatherboard exterior wall material, cross gable roof with two-front facing gables, exterior side chimney, three-bay facade, small semi-recessed porch supported by decorative metal post. C (Roll #2-34)
 38. 1426 41st Street, ca. 1939. Tudor Revival. One-story frame dwelling, brick veneer exterior wall material, cross-gable roof with two front-facing gable wings, front-facing gable wing with front-facing chimney, partial-width porch supported by arched brick piers, four-bay facade, single and paired 6/6 double-hung-sash windows, single-leaf entrance. C (Roll #1-19)
 39. 1428 41st Street, ca. 1940. Tudor Revival. One-story frame dwelling, brick veneer wall material, cross-gable roof with front facing gable embellished with decorative stick work, front-facing chimney, three-bay facade, band of casements windows, single-leaf entrance, small gable roof porch. C (Roll #1-20)
 40. 1431 41st Street, ca. 1932. Tudor Revival. One-story frame dwelling, brick veneer and weatherboard exterior wall material, cross-gable roof with front facing gable wing, front-facing chimney, three-bay facade, central single leaf entrance set in arched opening, band of three 6/6 double hung sash windows. C (Roll #2-33)
 41. 1435 41st Street, ca. 1950. Minimal Traditional. One-story frame dwelling, vinyl siding exterior wall material, side gable roof with interior chimney, four-bay facade, single leaf entrance, single and paired 6/6 double-hung-sash windows, small shed roof porch supported by decorative metal posts. C (Roll #2-32)
 42. 1436 41st Street, ca. 1940. Tudor Revival. One-story frame dwelling, brick and stone veneer exterior wall material, cross-gable roof with front-facing gable containing a front-facing chimney, three-bay facade, single and paired 6/6 double-hung-sash windows, small gable roof porch supported by a large arch embellished with decorative stone quoins. C (Roll 1-21)

United States Department of the Interior
National Park Service

NATIONAL REGISTER OF HISTORIC PLACES
CONTINUATION SHEET

Section 7 Page 7

Name of Property: Belview Heights Historic District
County and State: Jefferson County, Alabama

43. 1437 41st Street, ca. 1930. Tudor Revival. One-story frame dwelling, brick veneer exterior wall material, cross-gable roof with three front-facing gables, front-facing chimney, former open porch now glassed-in, central single-leaf entrance set in gabled bay. C (Roll #2-31)
44. 1440 41st Street, ca. 1935. Tudor Revival. One-story frame dwelling, brick veneer exterior wall material, side-gable roof, front-facing chimney, three-bay facade, band of three 6/6 double-hung-sash windows, small shed roof porch. C (Roll #1-22).
45. 1441 41st Street, ca. 1932. Tudor Revival. Two-story frame dwelling, brick veneer exterior wall material, cross-gable roof with two front-facing gables (one clipped gable) and one decorative gable, 3/3 bay facade, single, paired and triple 6/6 double-hung-sash windows, central single-leaf entrance set in arched opening. C (Roll #2-30)
46. 1500 41st Street, ca. 1950. Minimal Traditional. One-story frame dwelling, vinyl siding exterior wall material, cross-gable roof with two front-facing gables, front-facing chimney, four bay facade, single-leaf entrance, shed roof metal awning. C (Roll #1-23)
47. 1501 41st Street, ca. 1950. Minimal Traditional. One-story frame dwelling, side-gable roof with front-facing gable wing, side exterior chimney, four-bay facade, single-leaf entrance, partial-width flat roof porch supported by decorative metal posts. C (Roll #2-29)
48. 1502 41st Street, ca. 1930. Tudor Revival. One-story frame dwelling, brick veneer exterior wall material, side-gable roof, three-bay facade, central single-leaf entrance set in arched opening, arched porch entrance. C (Roll #1-24)
49. 1503 41st Street, ca. 1925. Bungalow. One-story frame dwelling, side-gable roof, exterior side chimney, near full width porch which has been enclosed with glass, tall end brick piers, two large glass openings, side entrance onto former porch. C (Roll #2-28)
50. 1504 41st Street, ca. 1930. Tudor Revival. One-story frame dwelling, brick veneer exterior wall material, side-gable roof, exterior side chimney, three-bay facade, single-leaf entrance, paired 6/6 double-hung-sash windows, gable roof porch supported by tall end brick piers. C (Roll #1-25)
51. 1505 41st Street, ca. 1930. Tudor Revival. One-story frame dwelling, side-gable roof with two front-facing gables, exterior side chimney, three-bay facade, paired windows, central single-leaf entrance, partial-width double gable roof porch supported by arched openings. C (Roll #2-32)
52. 1507 41st Street, ca. 1925. Bungalow. One-story frame dwelling, front-facing gable roof, full-width recessed porch supported by tall end brick piers connected by low lying brick balustrades, wide overhanging eaves and decorative brackets, three-bay facade, central single leaf entrance. C (Roll #2-31)
53. 1508 41st Street, ca. 1925. Bungalow. One-story frame dwelling, side-gable roof, exterior side chimney, three-bay facade, single leaf entrance, gable-roof porch supported by tapered end posts on low brick piers. C (Roll #1-26)
54. 1509 41st Street, ca. 1930. Bungalow. One-story frame dwelling, brick veneer and aluminum siding exterior wall material, front-facing gable roof, full-width recessed porch supported by tall end brick piers connected by low lying brick balustrades, wide overhanging eaves, three bay facade, central single-leaf entrance. C (Roll #2-25)
55. 1511 41st Street, ca. 1930. Tudor Revival. One-story frame dwelling, brick veneer exterior wall material, side-gable roof, front-facing chimney, four-bay facade, former open porch now enclosed with aluminum casement windows, front-facing chimney, single-leaf entrance set in arched opening. C (Roll #2-24)
56. 1516 41st Street, ca. 1960. Ranch. One-story frame, low-lying hipped roof, exterior side chimney, asbestos shingle and brick veneer exterior wall material, three-bay facade, central single leaf entrance, large multi-pane aluminum casement windows. NC (Roll #1-27)
57. 1520 41st Street, ca. 1950. Minimal Traditional. One-story frame, aluminum siding exterior wall material, cross-gable roof with double front facing gables, three-bay facade, paired 6/6 double-hung-sash windows, single leaf entrance, partial width porch. C (Roll #1-28)

United States Department of the Interior
National Park Service

NATIONAL REGISTER OF HISTORIC PLACES
CONTINUATION SHEET

Section 7 Page 8

Name of Property: Belview Heights Historic District

County and State: Jefferson County, Alabama

-
58. 1521 41st Street, ca. 1960. Modern. Two-story frame dwelling, aluminum siding exterior wall material, side-gable roof, full double-tiered gallery, 1/3 bay facade, upper floor contains paired French doors, central single leaf entrance flanked by 2/2 horizontal aluminum sash windows. (NC) (Roll #2-23)
59. 1524 41st Street, ca. 1950. Minimal Traditional. One-story frame dwelling, aluminum siding exterior wall material, side-gable roof with exterior side chimney, five-bay facade, central single-leaf entrance, gable roof porch supported by decorative wooden turned posts. C (Roll #1-29)
60. 1529 41st Street, ca. 1930. Tudor Revival. One-story frame dwelling, cross-gable roof with three front-facing gable wings, front-facing chimney, four-bay facade, central single-leaf entrance set in gable roof projecting bay, single and paired 6/6 double-hung-sash windows. C (Roll #2-22)
61. 1530 41st Street, ca. 1940. Minimal Traditional. One-story frame dwelling, cross-gable roof with front-facing gable, four-bay facade, single and paired double-hung-sash windows, former open porch enclosed. C (Roll #1-30)
62. 1532 41st Street, ca. 1930. Bungalow. One-story frame dwelling, low-pitched hipped roof with exterior side chimney, front facing gable wing, paired 5/1 double-hung-sash windows, small projecting gable roof porch with one large arched opening. C (Roll #1-31)
63. 1533 41st Street, ca. 1960. Ranch. One-story frame dwelling, brick veneer exterior wall material, cross-gable roof with gable of rear wing resting on ridge of principal cross gable, central interior chimney, two-bay facade, band of casement windows, small aluminum sash windows. NC (Roll #2-21)
64. 1536 41st Street, ca. 1925. Bungalow. One-story frame dwelling, weatherboard and brick veneer exterior wall material, side gable roof with dominant full-width gable roof porch supported by tall end brick piers connected by low lying brick balustrade, exterior side chimney, three-bay facade, single-leaf entrance, paired double-hung-sash windows. C (Roll #1-32)
65. 1537 41st Street, ca. 1950. Minimal Traditional. One-story frame dwelling, asbestos shingle exterior wall material, cross-gable roof with two front-facing gables, interior chimney, four bay facade, arched single-leaf entrance, single and tripartite windows. C (Roll #2-20)
66. 1540 41st Street, ca. 1948. Minimal Traditional. One-and-a-half story frame dwelling, brick veneer exterior wall material, cross-gable roof, exterior side chimney, three-bay facade, central arched single-leaf entrance, paired double-hung-sash windows, small gable roof porch supported by classical colonettes. C (Roll #1-33)
67. 1541 41st Street, ca. 1930. Tudor Revival. One-story frame dwelling, brick veneer exterior wall material, cross-gable roof with central front-facing gable wing, three-bay facade, small recessed porch supported by arched opening, 6/6 double-hung sash windows. C (Roll #2-19)
68. 1544 41st Street, ca. 1925. Bungalow. One-story frame dwelling, weatherboard exterior wall material, side-gable roof with front facing gable roof porch (glass enclosed), three-bay facade, central single-leaf entrance, 6/1 double-hung-sash windows, brackets. C (Roll #1-34)
69. 1545 41st Street, ca. 1930. Tudor Revival. Two-story frame dwelling, brick veneer and stucco exterior wall material, cross-gable roof, front-facing two-story gable front wing with decorative stickwork in upper floor, gable roof dormer on one-and-a-half storied section, two bay facade, small partial width porch. C (Roll #2-18)
70. 1601 41st Street, ca. 1930. Bungalow. One-story frame dwelling, cross-gable roof with gable of rear wing resting on ridge of main cross-gable, interior side chimney, three-bay facade, tripartite and paired windows, single-leaf entrance, gable roof porch supported by tapered posts on low brick piers, decorative brackets and exposed rafter ends. C (Roll #2-17)
71. 1604 41st Street, ca. 1960. Ranch. One-story frame dwelling, siding exterior wall material, low pitched hipped roof, three-bay facade, central aluminum windows, small recessed porch supported by single post, side entrance. (NC) (Roll #1-35)

United States Department of the Interior
National Park Service

NATIONAL REGISTER OF HISTORIC PLACES
CONTINUATION SHEET

Section 7 Page 9

Name of Property: Belview Heights Historic District

County and State: Jefferson County, Alabama

72. 1605 41st Street, ca. 1930. Bungalow. One-story frame dwelling, weatherboard exterior wall material, gable of rear ell rests on ridge of main cross gable, gable roof porch supported by tall end brick piers, four bay façade, tripartite and single double-hung-sash windows, single leaf entrance. C (Roll #2-16)
73. 1608 41st Street, ca. 1960. Ranch. One-story frame dwelling, low pitched cross-hipped roof, asbestos shingle exterior wall material, exterior side chimney, three-bay facade, paired and tripartite double-hung-sash windows, central single leaf entrance. (NC) (Roll #2-1)
74. 1609 41st Street, ca. 1925. Bungalow. One-story frame dwelling, aluminum siding exterior wall material, side-gable roof, three-quarter width gable-roof porch (glass enclosed), three-bay facade, central single-leaf entrance, paired windows. C (Roll #2-15)
75. 1612 41st Street, ca. 1960. No Style. Two-story concrete block dwelling, side-gable roof, 2/3 bay facade with central single-leaf entrance flanked by 6/6 double-hung-sash windows, small gable roof porch. (NC) (No picture)
76. 1613 41st Street, ca. 1925. Bungalow. One-story frame dwelling, cross-gable roof, gable of rear ell rests on ridge of principal cross gable, interior chimney, four bay facade, paired and single double-hung-sash windows, gable roof porch supported by wooden posts connected by wooden balustrades, exposed rafter ends and decorative brackets. C (Roll #2-14)
77. 1616 41st Street, ca. 1960. Ranch. One-story frame dwelling, brick veneer exterior wall material, low pitched cross-hipped roof, three-bay façade, single-leaf entrance, aluminum windows, small recessed porch supported by decorative metal support. NC (Roll #2-2)
78. 1617 41st Street, ca. 1930. Tudor Revival. One-story frame dwelling, brick veneer exterior wall material, cross-gable roof with two front-facing gables, three-bay facade, central single leaf entrance set in arched surround, former open porch now enclosed in glass. C (Roll #2-13)
79. 1620 41st Street, ca. 1950. Ranch. One-story frame dwelling, vinyl siding exterior wall material, brick veneer basement level, low pitched cross-hipped roof with central gable roof section, three-bay facade, side single leaf entrance, small recessed porch supported by decorative metal post. C (Roll #2-3)
80. 1621 41st Street, ca. 1930. Bungalow. One-story frame dwelling, aluminum siding exterior wall material, front-facing gable roof, small semi-projecting porch, two bay facade, picture window, side single leaf entrance. NC (Roll #2-12)
81. 1624 41st Street, ca. 1960. Minimal Traditional. One-story frame dwelling on full brick basement, vinyl siding exterior wall material, side-gable roof, four-bay facade, single leaf entrance, single and paired double-hung-sash windows, small gable roof porch supported by decorative metal posts. NC (Roll #2-4)
82. 1627 41st Street, ca. 1930. Tudor Revival. One-story frame dwelling, brick veneer and aluminum siding exterior wall material, side gable roof with three front-facing gables supported by tall brick piers, central single-leaf entrance, single and paired double-hung-sash windows. C (Roll #2-11)
83. 1628 41st Street, ca. 1960. Minimal Traditional. One-story frame dwelling on full brick basement, vinyl siding exterior wall material, low-pitched cross-hip roof, three-bay facade, aluminum windows, side entrance, small recessed porch supported by decorative metal post. NC (Roll #2-4)
84. 1629 41st Street, ca. 1930. Bungalow. One-story frame dwelling, front facing gable roof, exterior side chimney, gable roof porch, tall end brick piers connected by low brick balustrade, three-bay facade, single leaf entrance, paired double-hung-sash windows. C (Roll #2-10)
85. 1632 41st Street, ca. 1960. Ranch. One-story frame dwelling on full brick basement, vinyl siding exterior wall material, low-pitched cross-hipped roof, three bay facade, aluminum windows, side entrance, small recessed porch supported by decorative metal post. NC (Roll #2-6)
86. 1633 41st Street, ca. 1960. Ranch. One-story frame dwelling, brick veneer exterior wall material, low-pitched cross-hipped roof, four bay facade, single leaf entrance. NC (Roll #2-9)

United States Department of the Interior
National Park Service

NATIONAL REGISTER OF HISTORIC PLACES
CONTINUATION SHEET

Section 7 Page 10

Name of Property: Belview Heights Historic District
County and State: Jefferson County, Alabama

87. 1636 41st Street, ca. 1960. Ranch. One-story frame dwelling, vinyl siding exterior wall material, low-pitched gable on hip roof, four bay facade, single-leaf entrance, small shed roof porch. NC (Roll #2-8)
88. 1641 41st Street ca. 1960. Ranch. One-story frame dwelling on full brick basement, aluminum siding exterior wall material, cross gable roof with front facing gable wing, paired windows, central single-leaf entrance, small gable roof porch. NC (Roll #2-7)
- 42nd Street**
89. 1300 42nd Street, ca. 1970. Ranch. One-story frame, brick veneer exterior wall material, side-gable roof, carport, three bay facade, three double-hung-sash windows. NC (Roll #3-18)
90. 130142nd Street, ca. 1949. Minimal Traditional. One-story frame dwelling, cross-gable roof with centrally placed front-facing gable wing, interior chimney, four-bay facade, single-leaf entrance, and bands of double-hung-sash windows. C (Roll #6-4)
91. 1304 42nd Street, ca. 1970. Ranch. One-story frame dwelling, brick veneer exterior wall material, side-gable roof, three-bay facade, front-facing chimney, single leaf entrance, near-full width shed roof porch supported by decorative ironwork supports. NC (Roll #3-19)
92. 1305 42nd Street, ca. 1950. Minimal Traditional. One-story frame dwelling, gable-on-hip roof, central interior chimney, four bay facade, side recessed screened-in entrance porch, three-bay facade, large centrally placed picture window, awnings. C (Roll #6-3)
93. 1308 42nd Street, ca. 1942. Tudor Revival. One-story frame dwelling, brick veneer exterior wall material, cross-gable roof with dominant centrally placed front-facing gable, small decorative gable to right side, interior chimney, three-bay facade, single and paired double-hung-sash windows, arched single leaf entrance, small shed roof porch. C (Roll #3-20)
94. 1309 42nd Street, ca. 1939. Minimal Traditional. One-story frame dwelling, asbestos shingle exterior wall material, side-gable roof, exterior side chimney, three-bay facade, single-leaf entrance with dentil detail work over doorway, screened-in front porch with metal canopy. C (Roll #6-2)
95. 1312 42nd Street, ca. 1950. Minimal Traditional. One-story frame dwelling, cedar shingle exterior wall material, side gable roof with front facing gable roof screened-in porch, front facing chimney, four-bay facade, single-leaf entrance, 6/6 double-hung-sash windows. C (Roll #3-21)
96. 1313 42nd Street, ca. 1940. Minimal Traditional. One-story frame dwelling, cross-gable roof with double front-facing gables, exterior side chimney, three-bay facade, central single-leaf entrance set in surround with pediment and pilasters, paired 6/6 double-hung-sash windows. C (Roll #6-1)
97. 1316 42nd Street, ca. 1936. Tudor Revival. One-story frame dwelling, brick veneer exterior wall material, cross-gable roof with double front-facing gable incorporating gable roof entrance bay, exterior side chimney, three-bay facade, open porch with brick arched supports, three-bay facade, two 4/1 double-hung-sash windows. C (Roll #3-22)
98. 1317 42nd Street, ca. 1940. Tudor Revival. One-story frame dwelling, brick veneer exterior wall material, cross-gable roof with double front-facing gables, exterior side chimney, 6/1 double-hung-sash windows, partial width porch supported by arched openings, single leaf entrance set in arched surround. C (no picture)
99. 1320 42nd Street, ca. 1932. Tudor Revival. One-story frame dwelling, brick veneer exterior wall material, cross-gable roof with dominant centrally-placed gable wing containing an entrance porch with arched supports, three-bay facade, 6/1 double-hung-sash windows. C (Roll #3-23)
100. 1321 42nd Street, ca. 1934. Bungalow. One-story frame dwelling, cross-clipped gable roof, exposed rafter ends and decorative brackets flush board and brick veneer exterior wall material, three-bay facade, enclosed front porch. C (no picture)

United States Department of the Interior
National Park Service

NATIONAL REGISTER OF HISTORIC PLACES
CONTINUATION SHEET

Section 7 Page 11

Name of Property: Belview Heights Historic District
County and State: Jefferson County, Alabama

101. 1323 42nd Street, ca. 1929. Bungalow. One-story frame dwelling, brick veneer exterior wall material, side-gable roof with wide central decorative gable, exterior side chimney, three-bay facade, partial width recessed porch (screened-in), tripartite double-hung-sash windows, single leaf entrance. C (Roll #5-33)
102. 1324 42nd Street, ca. 1925. Bungalow. One-story frame dwelling, brick veneer exterior wall material, cross-gable roof with front facing gable, exterior side chimney, front facing gable porch supported by tall end brick piers, three-bay facade, paired double-hung-sash windows. C (Roll #3-24)
103. 1325 42nd Street, ca. 1941. Minimal Traditional. One-story frame dwelling, weatherboard exterior wall material, side-gable roof, three-bay facade, central single-leaf entrance, paired 4/1 double-hung-sash windows, centrally placed gable roof porch supported by classical colonettes. C (Roll #5-32)
104. 1326 42nd Street, ca. 1929. Tudor Revival. One-story frame dwelling, brick veneer exterior wall material, cross-gable roof with two front facing gables, exterior side chimney, three-bay facade, central single-leaf entrance set in gable roof projection, open gable roof porch supported by arched opening, 6/1 double-hung-sash windows. C (Roll #3-25)
105. 1327 42nd Street, ca. 1941. Minimal Traditional. One-story frame dwelling, side-gable roof with subordinate side gable wings, front-facing gable with bay window, interior chimney, side porch, four bay facade, single-leaf entrance. C (Roll #5-31)
106. 1332 42nd Street, ca. 1932. Tudor Revival. One-story frame dwelling, brick veneer exterior wall material, side gable roof with front facing gable wing, front-facing chimney, three-bay facade, single-leaf entrance set in arched surround, single and paired 6/6 double-hung-sash windows. C (Roll #3-26)
107. 1336 42nd Street, ca. 1927. Bungalow. One-story frame dwelling, front-facing gable roof, exterior side and rear interior chimney, decorative sunburst in gable, gable roof porch with side gable extending into porte-cochere, tall brick piers supports, three-bay facade, single leaf entrance, paired 6/6 double-hung-sash windows. C (Roll #3-27)
108. 1337 42nd Street, ca. 1941. Tudor Revival. One-story frame dwelling, brick veneer exterior wall material, cross-gable roof with two front-facing gables, interior chimney, three-bay facade, paired double-hung-sash windows, central single leaf entrance. C (Roll #5-30)
109. 1339 42nd Street, ca. 1930. Tudor Revival. One-story frame dwelling, brick veneer and siding exterior wall material, cross-gable roof with two front-facing gable wings, interior chimney, three-bay facade, single-leaf entrance, paired 6/6 double-hung-sash windows, enclosed gable roof porch supported by tall end brick piers. C (Roll #5-29)
110. 1340 42nd Street, ca. 1930. Tudor Revival. One-story frame dwelling, brick veneer exterior wall material, cross-gable roof with front-facing gable porch, front-facing clipped gable, decorative faux-stickwork in porch gable, porch extends to a central arched entranceway, three-bay facade, band of three 6/6 double-hung-sash windows in clipped gable wing, windows capped by decorative arches, arched single-leaf entrance. C (Roll #3-28)
111. 1343 42nd Street, ca. 1940. Minimal Traditional. One-story frame dwelling, weatherboard and siding exterior wall material, side gable roof with subordinate side gable wings, exterior end chimney, two-bay facade, single leaf entrance set in side of main gable section, small partial-width shed roof porch supported by decorative metal posts. C (Roll #5-28)
112. 1344 42nd Street, ca. 1952. Ranch. One-story frame dwelling, vinyl siding exterior wall material, low-pitched hipped roof, interior chimney, three-bay facade, single-leaf entrance, two aluminum sash windows, small recessed porch. NC (Roll #3-29)
113. 1348 42nd Street, ca. 1952. Ranch. One-story frame dwelling, vinyl siding exterior wall material, low-pitched hipped roof, three-bay facade, single leaf entrance, enclosed recessed porch, single and tripartite windows. NC (Roll #3-30)

United States Department of the Interior
National Park Service

NATIONAL REGISTER OF HISTORIC PLACES
CONTINUATION SHEET

Section 7 Page 12

Name of Property: Belview Heights Historic District
County and State: Jefferson County, Alabama

114. 1349 42nd Street, ca. 1941. Minimal Traditional. One-story frame dwelling, aluminum siding exterior wall material, cross-gable roof with front-facing gable wing, interior chimney, four-bay facade, single-leaf entrance, large picture window and aluminum sash windows, small gable roof porch supported by decorative ironwork supports. C (Roll #5-27)
115. 1400 42nd Street, ca. 1942. Minimal Traditional. One-story frame dwelling, wood shingle and weatherboard exterior wall material, primary side-gable roof with small gable roof entrance bay, three-bay facade, single and paired double-hung-sash windows. C (Roll #3-31)
116. 1401 42nd Street, ca. 1930. Spanish Revival. One-story frame dwelling, stucco exterior wall material, cross-gable roof with front-facing gable wing, exterior side chimney, three bay facade, single leaf entrance, arched window set in gable wing, partial width shed roof porch supported by arched openings. C (Roll #5-26)
117. 1404 42nd Street, ca. 1925. Bungalow. One-story frame dwelling, brick veneer exterior wall material, low pitched gable on hip roof, altered porch enclosed with glass, remnants of stone work in piers and balustrade, exterior side chimney. C (Roll #3-32)
118. 1405 42nd Street, ca. 1925. Spanish Revival. One-story frame dwelling, stucco exterior wall material, low-pitched cross-gable roof with front facing gable, partial-width porch with arched supports, single and paired double-hung-sash windows, decorative brick trim above paired windows in gable, stucco brick wall extending off of right side. C (Roll #5-25)
119. 1408 42nd Street, ca. 1960. Ranch. One-story frame dwelling with asbestos shingle exterior wall material, low-pitched cross hip roof, exterior side chimney, three-bay facade, central single-leaf entrance, aluminum casement and picture windows. NC (Roll #3-33)
120. 1409 42nd Street, ca. 1930. Tudor Revival. One-story frame dwelling, stucco exterior wall material, cross-gable roof with front facing gable wing with front facing chimney, side open porch supported by arched piers, three-bay facade with central single-leaf entrance set in arched gable roof entrance porch. C (Roll #5-24)
121. 1412 42nd Street, ca. 1925. Bungalow. One-story frame dwelling, weatherboard and shingle exterior wall material, side-gable roof with exterior side chimney, three-bay facade, central single-leaf entrance flanked by sidelights, tripartite double-hung-sash windows with 2/1 and 4/12 sashes, three-quarter width gable roof porch supported by tapered end piers, exposed rafter ends and decorative brackets. C (Roll #3-34)
122. 1413 42nd Street, ca. 1925. Bungalow. One-story frame dwelling, brick and stucco exterior wall material, side-gable roof with front-facing gable wing extending out over partial width porch, tall end brick pier supports, exterior side chimney, three-bay facade, central single-leaf entrance, 4/1 double-hung-sash windows, decorative stickwork located in gables. C (Roll #5-23)
123. 1416 42nd Street, ca. 1960. Ranch. One-story frame dwelling, brick veneer exterior wall material, low-pitched hip roof, three-bay facade, central single leaf entrance, aluminum windows. NC (no picture)
124. 1417 42nd Street, ca. 1955. Minimal Traditional. One-story frame dwelling, vinyl siding exterior wall material, low-pitched gable on hipped roof with front-facing gable wing, central interior chimney, three-bay facade, large centrally placed picture window. NC (Roll #5-22)
125. 1421 42nd Street, ca. 1950. Minimal Traditional. One-story frame dwelling, vinyl siding exterior wall material, side-gable roof with front-facing gable wing, four-bay facade, single-leaf entrance, double-hung and picture windows. C (Roll #5-21)
126. 1424 42nd Street, ca. 1925. Bungalow. One-story frame dwelling, cross-gable roof with dominant front-facing gable and gable roof porch, brick veneer exterior wall material, interior chimney, three-bay facade, single-leaf entrance, paired double-hung-sash windows, screened-in three-quarter width porch supported by tall end brick piers. C (Roll #4-1)

United States Department of the Interior
National Park Service

NATIONAL REGISTER OF HISTORIC PLACES
CONTINUATION SHEET

Section 7 Page 13

Name of Property: Belview Heights Historic District
County and State: Jefferson County, Alabama

-
127. 1425 42nd Street, ca. 1930. Bungalow. One-story frame dwelling, weatherboard exterior wall material, side-gable roof, central interior chimney, central gable roof porch (glass-enclosed) supported by tall end brick piers, three-bay facade, single-leaf entrance, paired double-hung-sash windows. C (Roll #5-20)
128. 1429 42nd Street, ca. 1925. Bungalow. One-story frame dwelling, side-gable roof, exterior side chimney, symmetrical three-bay facade, central single-leaf entrance, gable roof porch supported by decorative ironwork posts. C (Roll #5-19)
129. 1433 42nd Street, ca. 1940. Minimal Traditional. One-story frame dwelling, cross-gable roof with gable of rear ell resting on principal rear ell, three-bay facade, central single-leaf entrance, paired 6/6 double-hung-sash windows, small gable roof porch supported by decorative ironwork posts, exterior side chimney. C (Roll #5-18)
130. 1434 42nd Street, ca. 1925. Bungalow. One-story frame dwelling, brick veneer exterior wall material, side-gable roof with decorative gable dormer, wraparound hip roof porch supported by tall brick piers, three-bay facade, single-leaf entrance, paired 4/1 double-hung-sash windows. C (Roll #4-2)
131. 1437 42nd Street, ca. 1925. Bungalow. One-story frame dwelling, spraddle roof with central gable roof dormer, exterior side chimney, symmetrical three-bay facade with central single leaf entrance flanked by paired 4/1 double-hung-sash windows, full width attached porch supported by tall end brick piers, exposed rafter ends and decorative brackets. C (Roll #5-17)
132. 1438 42nd Street, ca. 1925. Bungalow. One-story frame dwelling, weatherboard exterior wall material, front-facing gable roof extending out over full-width porch supported by tall end brick piers connected by low brick balustrades, interior chimney, three-bay facade, central single-leaf entrance, paired double-hung-sash windows. C (Roll #4-3)
133. 1440 42nd Street, ca. 1940. Minimal Traditional. One-story frame dwelling, brick veneer exterior wall material, side-gable roof with front facing gable roof porch, front-facing chimney, four-bay facade, single-leaf entrance, double-hung-sash windows. C (Roll #4-4)
134. 1441 42nd Street, ca. 1930. Tudor Revival. One-story frame dwelling, brick veneer exterior wall material, side gable roof with exterior end chimney, three-bay symmetrical facade, central single-leaf entrance, paired double-hung-sash windows, central gable roof porch with arched entranceway. C (Roll #5-16)
135. 1500 42nd Street, ca. 1930. Tudor Revival. One-story frame dwelling, brick veneer exterior wall material, side gable roof with central front facing gable wing with off-centered front-facing chimney and arched entranceway, side open porch, four-bay facade, single-leaf entrance. C (Roll #4-5)
136. 1501 42nd Street, ca. 1930. Tudor Revival. One-story frame dwelling, brick veneer exterior wall material, cross-gable roof with central front-facing gable wing, five-bay facade, single and paired 6/6 double-hung-sash windows, single-leaf entrance. C (Roll #5-15)
137. 1504 42nd Street, ca. 1930. Tudor Revival. One-story frame dwelling, brick veneer exterior wall material, cross-gable roof, front-facing gable containing triple windows and arched side porch, three-bay facade, single-leaf entrance set in side of gable. C (Roll #4-6)
138. 1505 42nd Street, ca. 1925. Bungalow/Spanish Revival. One-story frame dwelling, stucco exterior wall material, side-gable roof with front-facing gable containing a porch supported by a large arch, porch is now glassed-in, tile roof, exposed rafter ends, decorative brackets, ridge rolls, finials, exterior side chimney, three-bay facade. C (Roll #5-14)
139. 1508 42nd Street, ca. 1930. Tudor Revival. One-story frame dwelling, cross-gable roof with two front facing gable wings containing an open porch and arched entranceway, three bay facade, central single-leaf entrance, paired 6/6 double-hung-sash windows. C (Roll #4-7)

United States Department of the Interior
National Park Service

NATIONAL REGISTER OF HISTORIC PLACES
CONTINUATION SHEET

Section 7 Page 14

Name of Property: Belview Heights Historic District
County and State: Jefferson County, Alabama

140. 1509 42nd Street, ca. 1930. Tudor Revival. One-story frame dwelling, brick veneer exterior wall material, side-gable roof, front-facing chimney, single and paired double-hung-sash windows, central single-leaf arched entrance, three-quarter width gable roof porch supported by decorative metal posts. C (Roll #5-13)
141. 1515 42nd Street, ca. 1940. Minimal Traditional. One-story frame dwelling, weatherboard exterior wall material, side-gable roof, exterior side chimney, three-bay facade, central single-leaf entrance flanked by 6/6 double-hung-sash windows, entrance framed with pilasters and pediment. C (Roll #5-12)
142. 1519 42nd Street, ca. 1930. Tudor Revival. One-story frame dwelling, brick veneer and wooden shingle exterior wall material, side-gable roof with two front-facing gables, side chimney, three-bay facade, 6/6 double-hung-sash windows. C (Roll #5-11)
143. 1521 42nd Street, ca. 1930. Tudor Revival. One-story frame dwelling, brick veneer exterior wall material, side-gable roof, exterior side chimney, central gable roof entrance porch with arched opening, three bay facade, former open porch (glassed-in), central single-leaf entrance, paired double-hung-sash windows. C (Roll #5-10)
144. 1522 42nd Street, ca. 1925. Tudor Revival. One-story frame dwelling, side-gable roof with two front-facing gable wings located at each end, right gable contains a front-facing chimney, four-bay facade, single-leaf entrance, single and paired 6/6 double-hung-sash windows. C (Roll #4-8)
145. 1526 42nd Street, ca. 1925. Tudor Revival. One-story frame dwelling, cross-gable roof with double-front facing gable wings, exterior side chimney, three-bay facade, paired double-hung-sash windows, former open porch and open arched entranceway now glassed-in. C (Roll #4-9)
146. 1527 42nd Street, ca. 1925. Bungalow. One-story frame dwelling, weatherboard exterior wall material, gable-on-hip roof, exterior side chimney, decorative gable roof dormer resting above partial-width recessed porch, three tall brick piers, exposed rafter ends, three-bay facade, single-leaf entrance, paired 4/1 double-hung-sash windows. C (Roll #5-9)
147. 1528 42nd Street, ca. 1925. Bungalow. One-story frame dwelling, brick veneer exterior wall material, low-pitched hip roof with centrally-placed decorative gable roof entranceway embellished with brick piers, paired 4/1 double-hung-sash windows, screened-in partial width recessed porch. C (Roll #4-10)
148. 1529 42nd Street, ca. 1925. Bungalow. One-story frame dwelling, asbestos shingle and brick veneer exterior wall material, low-pitched gable on hip roof, exterior side chimney, former wraparound porch (enclosed), small recessed screened-in porch. C (Roll #5-8)
149. 1530 42nd Street, ca. 1930. Tudor Revival. One-story frame dwelling, brick veneer and aluminum siding exterior wall material, cross-gable roof porch with front-facing gable wing, exterior-end chimneys on each side elevation, three-bay facade, central castellated entranceway covered with brick veneer with an arched entrance, partial-width shed roof porch supported by end wooden piers connected by flattened arch. C (Roll #4-11)
150. 1532 42nd Street, ca. 1930. Tudor Revival. One-story frame dwelling, weatherboard and shingle exterior wall material, cross-gable roof with two front-facing gable wings, small gable roof dormer, three bay facade, central single leaf entrance set in arched gable roof entranceway, partial-width shed roof porch supported by decorative ironwork supports. C (Roll #4-12)
151. 1533 42nd Street, ca. 1930. Tudor Revival. One-story frame dwelling, brick veneer exterior wall material, cross-gable roof with three front-facing gables, interior chimney with decorative chimney pot, three-bay facade, central single-leaf entrance set in gable roof entrance porch, former open side porch (glassed-in), paired 6/6 double-hung-sash windows. C (Roll #5-7)
152. 1536 42nd Street, ca. 1930. Tudor Revival. One-story frame dwelling, brick and stucco exterior wall material, cross-gable roof with two large front-facing gable wings, faux half-timbering effect in gable of partial-width porch supported by tall end brick piers, three-bay facade, 6/6 double-hung-sash windows. C (Roll #4-13)

United States Department of the Interior
National Park Service

NATIONAL REGISTER OF HISTORIC PLACES
CONTINUATION SHEET

Section 7 Page 15

Name of Property: Belview Heights Historic District
County and State: Jefferson County, Alabama

-
153. 1537 42nd Street, ca. 1940. Minimal Traditional. One-story frame dwelling, weatherboard exterior wall material, cross-gable roof with front-facing gable wing and decorative gable, three-bay facade, single-leaf entrance, partial width shed roof porch supported by tall brick piers. C (Roll #5-6)
154. 1540 42nd Street, ca. 1950. Minimal Traditional. One-story frame dwelling, aluminum siding exterior wall material, cross-gable roof with decorative gable roof dormer, front-facing gable wing, partial width shed roof porch supported by colonettes, three-bay facade, single-leaf entrance, single and paired windows. C (Roll #4 - 14)
155. 1541 42nd Street, ca. 1930. Tudor Revival. One-story frame dwelling, brick veneer exterior wall material, side-gable roof with central gable roof wing extending out to form entrance porch, three-bay facade, central single-leaf entrance, paired 4/1 double-hung-sash windows. C (Roll #5-5)
156. 1544 42nd Street, ca. 1930. Bungalow. One-story frame dwelling, brick veneer exterior wall material, gable on hipped roof with decorative gable dormer, exterior side chimney, 6/1 double-hung-sash windows, decorative brackets and exposed rafter ends, wrap around porch (glass enclosed) supported by tall brick piers. C (Roll #4-15)
157. 1545 42nd Street, ca. 1930. Tudor Revival. One-story frame dwelling, brick veneer exterior wall material, side-gable roof with two front-facing gable wings, open entranceway connected to open side porch, four-bay facade, central single-leaf entrance. 6/6 double-hung-sash windows. C (Roll #5-4)
158. 1600 42nd Street, ca. 1930. Tudor Revival. One-and-a-half story frame dwelling, brick veneer exterior wall material, front-facing gable wing, front-facing chimney, three-bay facade, single-leaf entrance in first floor of gable wing, 6/6 double-hung-sash windows. C (Roll #4-16)
159. 160142nd Street, ca. 1930. Tudor Revival. One-story frame dwelling, brick veneer exterior wall material, cross-gable roof with three-front facing gables, five-bay facade, central single-leaf arched entrance flanked by narrow multi-pane casement windows, right gable extends into open porch supported by arched piers, remaining bays are 6/6 double-hung-sash windows. C (Roll #5-3)
160. 1604 42nd Street, ca. 1930. Tudor Revival. One-story frame dwelling, brick veneer exterior wall material, cross-gable roof with three-front facing gables, exterior side chimney, three-bay facade, centrally-placed single-leaf entrance, paired 6/6 double-hung-sash windows, gable-roof entrance porch and gable roof side porch. C (Roll #4-17)
161. 1605 42nd Street, ca. 1933. Minimal Traditional. One-story frame dwelling, weatherboard exterior wall material, cross-gable roof with front-facing gable, exterior side chimney, three-bay facade, single-leaf entrance with gable roof porch supported by classical colonettes, single and triple double-hung-sash windows. C (Roll #5-2)
162. 1606 42nd Street, ca. 1960. Ranch. One-story frame dwelling, low-pitched cross-hip roof, brick veneer and siding exterior wall material, exterior side chimney, bands of aluminum plate glass and double-hung-sash windows, single-leaf entrance. NC (Roll #4-18)
163. 1608 42nd Street, ca. 1940. Minimal Traditional. One-story frame dwelling, flushboard and siding exterior wall material, cross-gable roof with front-facing gable wing, exterior side chimney, three-bay facade, partial-width porch with aluminum awning, single-leaf entrance. Mid twentieth century vernacular with Tudor detail, steep gable on hip roof, enclosed screened porch. C (Roll #4-19)
164. 1609 42nd Street, ca. 1930. Tudor Revival. One-story frame dwelling, brick veneer exterior wall material, cross-gable roof with two front-facing gables, exterior side chimney, three-bay facade, central single-leaf entrance, paired 6/6 double-hung-sash windows, gable roof entrance porch adjacent to gable roof porch, both supported by arched piers. C (Roll #5-1)
165. 1610 42nd Street, ca. 1930. Minimal Traditional. One-and-a-half story frame dwelling, weatherboard exterior wall material, principal side-gable roof with exterior side chimney, three-bay facade, large gable roof porch (screened-in), paired 6/6 double-hung-sash windows. C (Roll #4-20)

United States Department of the Interior
National Park Service

NATIONAL REGISTER OF HISTORIC PLACES
CONTINUATION SHEET

Section 7 Page 16

Name of Property: Belview Heights Historic District
County and State: Jefferson County, Alabama

166. 1612 42nd Street, ca. 1925. Bungalow. One-story frame dwelling, weatherboard exterior wall material, cross-gable roof, exterior side chimney, three-bay facade, single-leaf entrance, paired 4/1 double-hung-sash windows, partial-width gable roof porch supported by tall end brick piers, exposed rafter ends, decorative brackets. C (Roll #4-21)
167. 1613 42nd Street, ca. 1925. Bungalow. One-story frame dwelling, weatherboard exterior wall material, cross-gable roof, exterior side chimney, dominant front-facing gable roof porch with tall end brick piers supporting flattened arch and connected by low-lying brick balustrade, three-bay facade, central single leaf entrance, paired 4/1 double-hung-sash windows. C (Roll #4-35)
168. 1614 42nd Street, ca. 1930. Tudor Revival. One-story frame dwelling, brick veneer exterior wall material, cross-gable roof with decorative gable roof dormer and front-facing gable with subordinate gable roof entrance, open porch supported by arched opening, exterior side chimney, three-bay facade, single-leaf arched entrance, single and paired double-hung-sash windows. C (Roll #4-22)
169. 1617 42nd Street, ca. 1925. Bungalow. One-story frame dwelling, weatherboard exterior wall material, cross-gable roof, exterior end chimney, three-bay facade, single-leaf entrance, paired 4/1 double-hung-sash windows, dominant gable roof porch supported by tall end brick piers, low lying brick balustrade. C (Roll #4-34)
170. 1619 42nd Street, ca. 1930. Tudor Revival. One-story frame dwelling, brick veneer and stucco exterior wall material, cross-gable roof with decorative front-facing gable and gable roof porch supported by tall end brick piers, three-bay facade, central single leaf entrance, paired and triple double-hung-sash windows. C (Roll #4-33)
171. 1625 42nd Street, ca. 1930. Tudor Revival. One-story frame dwelling on basement with garage opening, brick veneer exterior wall material, cross-gable roof with two front-facing gable wings connected by open terrace, front-facing chimney in right gable flanked by 4/4 double-hung-sash windows, open gable roof porch supported by arched piers, remaining bays are paired and triple double-hung-sash windows, side-entrance into right gable. C (Roll #4-32)
172. 1628 42nd Street, ca. 1930. Tudor Revival. One-story frame dwelling, brick veneer exterior wall material, side-gable roof with centrally placed gable-roof porch supported by single arched opening, three-bay facade, central single-leaf entrance, paired 4/1 double-hung-sash windows. C (Roll #4-32)
173. 1629 42nd Street, ca. 1930. Tudor Revival. One-story frame dwelling, brick veneer exterior wall material, cross-gable roof with three front-facing gable wings, front-facing chimney in left gable flanked by narrow 4/4 double-hung-sash windows, central single leaf entrance set side of left gable, double-gable roof porch supported by arched piers, paired double-hung-sash windows. C (Roll #4-31)
174. 1632 42nd Street, ca. 1960. Ranch. One-story frame dwelling, brick and asbestos shingle exterior wall material, low-pitched hipped roof, aluminum sash and casement windows, four-bay facade, single-leaf entrance. NC (Roll #4-24)
175. 1633 42nd Street, ca. 1960. Ranch. One-story frame dwelling, brick veneer exterior wall material, low-pitched hipped roof with wide overhanging eaves, four-bay facade, open carport, single leaf entrance, large plate glass and aluminum sash windows. NC (Roll #4-30)
176. 1636 42nd Street, ca. 1940. Minimal Traditional. One-story frame dwelling, cross-gable roof with front-facing gable wing with subordinate gable roof entrance portico, front-facing chimney, three-bay facade, single and paired 6/6 double-hung-sash windows. C (Roll #4-25)
177. 1637 42nd Street, ca. 1930. Tudor Revival. One-story frame dwelling, cross-gable roof with double-front facing gable and decorative gable roof dormer, exterior end chimney, four-bay facade, sash and plate glass windows, arched single-leaf dormer set in arched surround. C (Roll #4-29)
178. 1641 42nd Street, ca. 1930. Tudor Revival. One-story frame dwelling, brick veneer exterior wall material, cross-gable roof, double front-facing gable incorporating gable roof entrance bay and open porch supported by arched piers connected by low brick balustrade, paired 6/6 double-hung-sash windows. C (Roll #4-28)

United States Department of the Interior
National Park Service

NATIONAL REGISTER OF HISTORIC PLACES
CONTINUATION SHEET

Section 7 Page 17

Name of Property: Belview Heights Historic District

County and State: Jefferson County, Alabama

179. 1644 42nd Street, ca. 1930. Tudor Revival. One-story frame dwelling, brick veneer exterior wall material, side-gable roof, exterior side chimney, four-bay facade, single, paired and tripartite double-hung-sash windows, exaggerated steeply-pitched gable roof entrance porch supported by decorative metal posts. C (Roll #4-26)

180. 1648 42nd Street, ca. 1930. Tudor Revival. One-story frame dwelling, brick veneer and stucco exterior wall material, cross-gable roof with three front-facing gables, front-facing chimney flanked by small 8 pane casement windows in right gable wing, four-bay facade, central single-leaf entrance, paired 6/6 double-hung-sash window in left gable, stucco and faux half-timbering effect in gables. C (Roll #4-27)

43rd Street

181. 1300 43rd Street, ca. 1925. Bungalow. One-story frame dwelling, brick veneer exterior wall material, gable on low-pitched hipped roof, exterior side chimney, three-bay facade, single-leaf entrance, paired double-hung-sash windows, full width engaged roof porch supported by tall end brick piers connected by low brick balustrade. C (Roll #6-5)

182. 1301 43rd Street, ca. 1970. No style. Two-story frame dwelling, weatherboard exterior wall material, front-facing spraddle roof, 3/3 bay facade, garage door, single leaf entrance, aluminum windows. NC (Roll #8-22)

183. 1308 43rd Street, ca. 1925. Bungalow. One-story frame dwelling, cross-gable roof, exterior side chimney, dominant front-facing gable roof porch (enclosed) supported by tall end brick piers, present two-bay facade, paired 6/6 double-hung-sash windows. C (Roll #6-6)

184. 1309 43rd Street, ca. 1925. Bungalow. One-story frame dwelling, brick, weatherboard, and wood shingle exterior wall material, double clipped-gable roof, three-bay facade, single-leaf entrance, paired 4/1 double-hung-sash windows, partial width clipped-gable roof porch supported by tall end brick piers. C (Roll #8-21)

185. 1310 43rd Street, ca. 1955. Ranch. One-story frame dwelling, aluminum siding exterior wall material, front-facing gable wing, four-bay facade, central single-leaf entrance, aluminum picture and casement windows, small shed roof porch. NC (Roll #6-7)

186. 1311 43rd Street, ca. 1925. Bungalow. One-story frame dwelling, cross-gable roof with primary front-facing gable and front-facing gable roof porch, tall end brick piers supports, exterior-side chimney, brick veneer exterior wall material, stucco and half-timbering decorative stickwork in gable, three-bay facade, 4/1 double-hung-sash windows. C (Roll #8-20)

187. 1313 43rd Street, ca. 1925. Tudor Revival. One-and-a-half story frame dwelling, brick veneer and weatherboard exterior wall material, cross-gable roof with two front-facing gables, exterior side chimney, three-bay facade, central single-leaf entrance, paired double-hung-sash windows, central gable roof entrance porch supported by tall end brick piers. C (Roll #8-19)

188. 1316 43rd Street, ca. 1960. Ranch. One-story frame dwelling, brick veneer exterior wall material, cross-hip roof, exterior side chimney, three-bay facade, aluminum sash windows, side entrance, brick terrace. NC (Roll #6-8)

189. 1320 43rd Street, ca. 1930. Bungalow. One-story frame dwelling, brick veneer and weatherboard exterior wall material, low-pitched hipped roof with front-facing gable roof porch supported by tall end piers and connected by a flattened arch and low brick balustrade, exterior side chimney, three-bay facade, single-leaf entrance, paired double-hung-sash windows, exposed rafter ends and decorative brackets. C (Roll #6-9)

190. 1321 43rd Street, ca. 1955. Ranch. One-story frame dwelling, brick veneer exterior wall material, low-pitched hip roof with wide overhanging eaves, aluminum windows, partial width porch. NC (Roll #8-18)

United States Department of the Interior
National Park Service

NATIONAL REGISTER OF HISTORIC PLACES
CONTINUATION SHEET

Section 7 Page 18

Name of Property: Belview Heights Historic District
County and State: Jefferson County, Alabama

-
191. 1324 43rd Street, ca. 1930. Tudor Revival. One-story frame dwelling, brick veneer exterior wall material, side-gable roof with front-facing gable roof porch and gable roof entrance bay, faux stickwork in porch gable which is supported by tall end stone piers, front-facing stone chimney, three bay facade, single-leaf entrance. C (Roll #6-10)
192. 1325 43rd Street, ca. 1925. Bungalow. One-story frame dwelling, cross-gable roof with front-facing gable roof porch (glassed-in), brick veneer and wood shingle exterior wall material, three-bay facade, 4/1 double-hung-sash windows, wide overhanging eaves and exposed rafter ends, decorative woodwork in porch gable. C (Roll #8-17)
193. 1327 43rd Street, ca. 1930. Tudor Revival. One-story frame dwelling, cross-gable roof with front-facing clipped-gable wing, weatherboard exterior wall material, three-bay facade, small inset porch with arched opening in side of front-facing gable, paired 4/1 double-hung sash windows, exterior-side chimney. C (Roll #8-15)
194. 1328 43rd Street, ca. 1930. Tudor Revival. One-story frame dwelling, brick veneer and stucco exterior wall material, cross-gable roof with one decorative gable and a dominant gable front wing, exterior side chimney, three-bay facade, central single leaf entrance, paired and tripartite windows, small open porch. C (Roll #6-11)
195. 1332 43rd Street, ca. 1945. Minimal Traditional. One-story frame dwelling, weatherboard exterior wall material, low pitched hipped roof, interior chimney, three-bay facade, single and triple double-hung-sash windows, former side porch (enclosed). C (Roll #6-12)
196. 1335 43rd Street, ca. 1940. Minimal Traditional. One-story frame dwelling, weatherboard and siding exterior wall material, cross-gable roof, front-facing gable wing, three-bay facade, small gable roof porch supported by decorative ironwork posts. C (Roll #8-16)
197. 1338 43rd Street, ca. 1930. Bungalow. One-story frame dwelling, weatherboard and siding exterior wall material, front-facing gable roof, three-bay facade, gable roof porch, house has been substantially altered. NC (Roll #6-13)
198. 1340 43rd Street, ca. 1927. Bungalow. One-story frame dwelling, weatherboard exterior wall material, front-facing gable roof, exterior side chimney, three-bay facade, single-leaf entrance, paired 4/1 double-hung-sash windows, gable roof porch supported by tall end brick piers, exposed rafter ends and decorative brackets. C (Roll #6-14)
199. 1341 43rd Street, ca. 1925. Bungalow. One-story frame dwelling, brick veneer and weatherboard exterior wall material, front-facing gable roof extending out into full-width porch supported by tall end brick piers, flattened arch and low brick balustrade, three-bay facade, single-leaf entrance. C (Roll #8-14)
200. 1344 43rd Street, ca. 1928. Bungalow. One-story frame dwelling, aluminum siding exterior wall material, side-gable roof with dominant full-width gable roof porch supported by tall end brick piers, low brick balustrade, exterior end chimney, three-bay facade, single-leaf entrance with sidelights, paired 4/1 double-hung-sash windows. C (Roll #6-15)
201. 1345 43rd Street, ca. 1930. Tudor Revival. One-story frame dwelling, brick veneer and stucco exterior wall material, cross-gable roof with double front-facing gables and small gable-roof dormer, partial-width brick patio, single-leaf entrance, casement windows. C (Roll #8-13)
202. 1347 43rd Street, ca. 1930. Bungalow. One-story frame dwelling, weatherboard and siding exterior wall material, cross-gable roof, interior chimney, partial width inset porch. House has had numerous alterations and additions and has lost a measurable degree of integrity. NC (Roll #8-12)
203. 1348 43rd Street, ca. 1930. Bungalow. One-story frame dwelling, vinyl siding exterior wall material, gable-on-hip roof, exterior side chimney, three-bay facade, central single-leaf entrance, engaged roof porch supported by decorative metal posts. C (Roll #6-16)

United States Department of the Interior
National Park Service

NATIONAL REGISTER OF HISTORIC PLACES
CONTINUATION SHEET

Section 7 Page 19

Name of Property: Belview Heights Historic District
County and State: Jefferson County, Alabama

-
204. 1349 43rd Street, ca. 1930. Tudor-Revival. One-story frame dwelling, brick veneer and stucco exterior wall material, cross-gable roof with three front-facing gables, stucco located in gables, front-facing chimney, three-bay facade, former open porch (enclosed), single-leaf arched entrance. C (Roll #8-10)
205. 1400 43rd Street, ca. 1930. Tudor Revival. One-story frame dwelling, brick veneer and stucco exterior wall material, cross-gable roof with double front-facing gable wing incorporating gable roof entrance porch, front-facing chimney, single-leaf entrance, three-bay facade, large multi-pane fixed window in gable. C (Roll #6-17)
206. 1401 43rd Street, ca. 1930. Tudor Revival. One-story frame dwelling, brick veneer and stucco exterior wall material, cross-gable roof with three front-facing gables, front-facing chimney, front-facing gable roof porch and gable roof entrance porch, three-bay facade, central single-leaf entrance. C (Roll #8-9 & 11)
207. 1403 43rd street, ca. 1930. Tudor Revival. One-story frame dwelling, cross-gable roof with three front-facing gables including a gable roof porch supported by tall brick piers and a gable-roof entrance porch with brick veneer exterior wall material and open arch entry-way, exterior-end chimney, three-bay facade, central single-leaf-entrance, paired double-hung-sash windows. C (Roll #8-9)
208. 1404 43rd Street, ca. 1930. Tudor Revival. Two-story frame dwelling, stucco and brick veneer exterior wall material, tile roofing material, main side-gable roof with front-facing gable wing and gable roof entrance bay, 4/5 bay facade, 6/6 double-hung-sash windows, arched single-leaf entrance. C (Roll #6-18)
209. 1405 43rd Street, ca. 1930. Tudor Revival. One-story frame dwelling, weatherboard exterior wall material, cross-gable roof with decorative gable with boxed returns above first bay, four-bay facade, central single-leaf entrance, single and paired double-hung-sash windows, gable-roof porch with boxed returns supported by decorative ironwork posts. C (Roll #8-7)
210. 1406 43rd Street, ca. 1950. Minimal Traditional. One-story frame dwelling, cedar shingle exterior wall material, main side-gable roof with subordinate side-gable roof wings, exterior end chimney, three-bay facade, partial-width shed roof porch with large metal awning. C (Roll #6-19)
211. 1407 43rd Street, ca. 1930. Bungalow. One-story frame dwelling, primary side-gable roof with gable of rear ell resting on crest of cross ridge, wide overhanging eaves with exposed rafter ends, decorative brackets, partial width inset porch supported by tapered posts on low brick piers, 4/1 double-hung-sash windows, single-leaf entrance, three-bay facade. C (No Picture)
212. 1409 43rd Street, ca. 1925. Bungalow. One-story frame dwelling, brick veneer exterior wall material, low-pitched hip with subordinate cross-gables, three-bay facade, central single-leaf entrance set in gable roof porch supported by arched piers, paired double-hung-sash windows. C (Roll #8-6)
213. 1410 43rd Street, ca. 1950. Minimal Traditional. One-story frame dwelling, low-pitched hip roof, wooden siding exterior wall material, central projecting bay, three-bay facade, small recessed porch, double-hung-sash windows, single-leaf entrance. C (No picture)
214. 1416 43rd Street, ca. 1950. Minimal Traditional. One-story frame dwelling, low-pitched hip roof, wooden siding exterior wall material, central interior chimney, three-bay facade, small recessed porch, single and paired double-hung-sash windows, single-leaf entrance. C (Roll #6-20)
215. 1420 43rd Street, ca. 1930. Tudor Revival. One-story frame dwelling, brick veneer exterior wall material, cross-gable roof with interior chimney and two front-facing gables, former open porch (screened-in) supported by tall end brick piers, single-leaf entrance, paired and triple double-hung-sash windows, decorative stickwork in gables. C (Roll #6-21)
216. 1421 43rd Street, ca. 1925. Bungalow. One-story frame dwelling, weatherboard exterior wall material, double-front facing gables, front-facing chimney, partial width porch (glass-enclosed), three-bay facade, central single-leaf entrance. C (Roll #8-5)

United States Department of the Interior
National Park Service

NATIONAL REGISTER OF HISTORIC PLACES
CONTINUATION SHEET

Section 7 Page 20

Name of Property: Belview Heights Historic District
County and State: Jefferson County, Alabama

217. 1424 43rd Street, ca. 1940. Minimal Traditional. One-story frame dwelling, stone exterior wall material, side gable roof, interior chimney, four-bay facade, single-leaf entrance set in classical enframing with pilasters and dentil molding, single and paired double-hung-sash windows. C (Roll #6-22)
218. 1425 43rd Street, ca. 1930. Tudor Revival. One-story frame dwelling, brick veneer exterior wall material, cross-gable roof with two front-facing gables, front-facing chimney, three-bay facade, single-leaf entrance set in gable entranceway, open partial-width terrace. C (Roll #8-4)
219. 1428 43rd Street, ca. 1940. Minimal Traditional. One-story frame dwelling, brick veneer exterior wall material, side gable roof, interior chimney, four-bay facade, arched single-leaf entrance set in gable roof bay, aluminum replacement windows. C (Roll #6-23)
220. 1429 43rd Street, ca. 1960. Ranch. One-story frame dwelling, asbestos shingle exterior wall material, low-pitched cross-hip roof, three-bay facade, central single-leaf entrance, paired and triple double-hung-sash windows. NC (Roll #8-3)
221. 1432 43rd Street, ca. 1950. Minimal Traditional. One-story frame dwelling, weatherboard exterior wall material, cross-gable roof with front-facing gable wing, interior chimney, three-bay facade, central single-leaf entrance, double-hung-sash windows, partial-width shed roof porch. C (Roll #6-24)
222. 1433 43rd Street, ca. 1930. Tudor Revival. One-story frame dwelling, wood shingle exterior wall material, cross-gable roof with front-facing gable wing, front-facing chimney, three-bay facade, paired double-hung-sash windows, single-leaf entrance, open terrace with decorative ironwork balustrade. C (Roll #8-2)
223. 1436 43rd Street, ca. 1950. Minimal Traditional. One-story frame dwelling, aluminum siding exterior wall material, side-gable roof with interior chimney, three-bay facade, single-leaf entrance, small recessed porch, decorative metal posts, single and paired double-hung-sash windows. C (Roll #6-25)
224. 1437 43rd Street, ca. 1930. Tudor Revival. Two-story frame dwelling, brick veneer exterior wall material, cross-gable roof, front-facing gable wing and decorative gable-roof dormer, exterior-side chimney, 2/3 bay facade, inset porch with arched opening, paired and triple double-hung-sash windows. C (Roll #7-35)
225. 1439 43rd Street, ca. 1930. Tudor Revival. One-and-a-half story frame dwelling, brick veneer exterior wall material, side-gable roof with exterior-end chimney, central gable-roof dormer, partial width recessed porch supported by single tall end brick pier, three-bay facade, single-leaf entrance, paired double-hung-sash windows. C (Roll #7-34)
226. 1440 43rd Street, ca. 1960. Ranch. One-story frame dwelling, brick veneer exterior wall material, low-pitched cross-hipped roof, exterior end stone chimney, two-bay facade, aluminum sash windows. NC (Roll #6-26)
227. 1500 43rd Street, ca. 1930. Tudor Revival. One-story frame dwelling, brick veneer and weatherboard exterior wall material, interior chimney, cross-gable roof with two front-facing gables including gable-roof porch supported by tall end brick piers, three-bay facade, single-leaf entrance, paired 6/6 double-hung-sash windows. C (Roll #6-27)
228. 1501 43rd Street, ca. 1930. Tudor Revival. One-story frame dwelling, brick veneer exterior wall material, cross-gable roof with double-front facing gable wing with front-facing chimney, three-bay facade, single-leaf entrance. C (Roll #7-33)
229. 1503 43rd Street, ca. 1930. Tudor Revival. One-story frame dwelling, brick veneer exterior wall material, cross-gable roof with three front-facing gables, front-facing chimney, three-bay facade, central single-leaf entrance, open-porch supported by arched piers. C (Roll #7-32)
230. 1504 43rd Street, ca. 1930. Tudor Revival. One-story frame dwelling, brick veneer and stucco exterior wall material, cross-gable roof, interior chimney, front-facing gable roof porch supported by tall end brick piers, small gable roof dormer resting above paired 4/1 double-hung-sash windows in first bay position, three-bay facade, single-leaf entrance, decorative stickwork in gables. C (Roll #6-28)

United States Department of the Interior
National Park Service

NATIONAL REGISTER OF HISTORIC PLACES
CONTINUATION SHEET

Section 7 Page 21

Name of Property: Belview Heights Historic District
County and State: Jefferson County, Alabama

231. 1505 43rd Street, ca. 1930. Tudor Revival. One-story frame dwelling, brick veneer and siding exterior wall material, cross-gable roof with central front-facing gable wing, exterior-end chimney, three-bay facade, single-leaf entrance, paired 6/6 double-hung-sash windows. C (Roll #7-31)
232. 1507 43rd Street, ca. 1930. Tudor Revival. One-story frame dwelling, brick veneer and stucco exterior wall material, cross-gable roof with two front-facing gable wings, decorative stickwork in gables, three-bay facade, central single-leaf entrance set in arched entryway. C (Roll #7-30)
233. 1508 43rd Street, ca. 1930. Tudor Revival. One-story frame dwelling, brick veneer and stucco exterior wall material, clipped gable roof with decorative gable, front-facing chimney, four-bay facade, central single-leaf arched entrance set in clipped gable brick surround, decorative faux stickwork in gable. C (Roll #6-29)
234. 1509 43rd Street, ca. 1950. Minimal Traditional. One-story frame dwelling on full basement, shingle exterior wall material, side gable roof, basement garage door facing street in first bay position, four-bay facade, single-leaf entrance set beneath gable roof porch supported by twin colonettes, 6/6 double-hung-sash windows, fourth bay is glassed-in porch. C (Roll #7-29)
235. 1511 43rd Street, ca. 1930. Tudor Revival. Two-and-a-half story frame dwelling, stucco exterior wall material, clipped front-facing gable roof with front-facing chimney topped with tall twin decorative chimney pots, oriel window located in top of clipped gable, band of three 6/6 double hung sash windows on second floor, three-bay first floor has central single leaf entrance set in side of elongated front-facing gable wing, single and triple windows in first and third bay positions. C (Roll #7-28)
236. 1512 43rd Street, ca. 1930. Tudor Revival. One-story frame dwelling, brick veneer exterior wall material, side-gable roof with exterior-end chimney, two front-facing gables form partial-width open porch supported by twin brick arches embellished with decorative stone work, low brick balustrades, three-bay facade, single-leaf entrance, paired double-hung-sash windows. C (Roll #6-30)
237. 1513 43rd Street, ca. 1940. Minimal Traditional. One-story frame dwelling, brick veneer exterior wall material, side-gable roof, exterior-end chimney, three-bay facade, single-leaf entrance, picture windows. C (Roll #7-27)
238. 1515 43rd Street, ca. 1930. Tudor Revival. One-story frame dwelling, brick veneer exterior wall material, cross-gable roof with front-facing gable wing with open porch supported by arched piers, small decorative gable dormer, exterior-side chimney, three-bay facade, single-leaf entrance, paired double-hung-sash windows. C (Roll #7-26)
239. 1517 43rd Street, ca. 1930. Tudor Revival. One-and-a-half story frame dwelling, brick veneer exterior wall material, cross-gable roof, front-facing gable wing and decorative gable dormer, front-facing chimney, former open porch (glass enclosed) supported by tall end brick piers, three-bay facade, single-leaf entrance. C (Roll #7-25)
240. 1518 43rd Street, ca. 1930. Tudor Revival. One-story frame dwelling on full basement, brick veneer exterior wall material, cross-gable roof, two front-facing gables, arched entrance porch and open arched main porch, three-bay facade, central-single leaf entrance, paired double-hung-sash windows. C (Roll #6-31)
241. 1524 43rd Street, ca. 1960. Ranch. One-story frame dwelling, cross-hipped roof with wide overhanging eaves, interior chimney, aluminum windows, recessed porch, single-leaf entrance. NC (Roll #6-32)
242. 1530 43rd Street, ca. 1960. Ranch. One-story frame dwelling, brick veneer exterior wall material, low-pitched cross-hipped roof, central interior chimney, five-bay facade, single leaf entrance, aluminum windows, small porch supported by decorative metal posts. NC (Roll #6-33)
243. 1536 43rd Street, ca. 1930. Tudor Revival. One-story frame dwelling, brick veneer exterior wall material, cross-gable roof with three front-facing gables, three-bay facade, central single-leaf entrance, entrance and main porches supported by arched openings, paired double-hung-sash windows. C (Roll #6-33)

United States Department of the Interior
National Park Service

NATIONAL REGISTER OF HISTORIC PLACES
CONTINUATION SHEET

Section 7 Page 22

Name of Property: Belview Heights Historic District
County and State: Jefferson County, Alabama

-
244. 1537 43rd Street, ca. 1930. Tudor Revival. One-story frame dwelling, brick veneer exterior wall material, cross-gable roof with two front-facing gable wings, one with decorative faux stickwork, front-facing chimney to right of central single-leaf entrance set in arched gable roof entryway, three-bay facade, paired 6/1 double-hung-sash windows. C (Roll #7-24)
245. 1541 43rd Street, ca. 1930. Tudor Revival. One-story frame dwelling, brick veneer exterior wall material, cross-gable roof with two front-facing gables, front-facing chimney in right gable, three-bay facade, central single-leaf entrance set in arched gable roof opening, casement windows. C (Roll #7-23)
246. 1542 43rd Street, ca. 1930. Bungalow. One-story frame dwelling, weatherboard and siding exterior wall material, cross-gable roof with dominant front-facing gable, two-bay facade, single-leaf entrance, paired double-hung-sash windows, small gable roof porch supported by decorative metal posts. C (Roll #6-34)
247. 1544 43rd Street, ca. 1930. Tudor Revival. One-story frame dwelling, brick veneer and stucco exterior wall material, cross-gable roof with three front-facing gables forming full width porch supported by three arched openings, exterior end chimney, three-bay facade, central single-leaf entrance, paired double-hung-sash windows. C (Roll #7-1)
248. 1545 43rd Street, ca. 1930. Tudor Revival. One-story frame dwelling, brick veneer exterior wall material, cross-gable roof with front-facing gable wing encompassing open porch supported by tall end brick piers, decorative stickwork in gable, front-facing decorative gable, three-bay facade, single-leaf entrance, paired 4/1 double-hung-sash windows. C (Roll #7-22)
249. 1600 43rd Street, ca. 1930. Tudor Revival. One-story frame dwelling, cross-gable roof, three-bay facade, central double-leaf entrance, single 6/6 double-hung-sash windows, gable roof entrance porch with large arched opening. C (Roll #7-2)
250. 1601 43rd Street, ca. 1930. Tudor and Colonial Revival. Two-story frame dwelling, brick veneer exterior wall material, gambrel-hip roof, central full-height front-facing chimney, 2/2 bay facade, single-leaf entrance with gable-roof overhang with faux stickwork in gable, paired 6/6 double-hung-sash windows. C (Roll #7-21)
251. 1603 43rd Street, ca. 1930. Tudor Revival. One-story frame dwelling, brick veneer exterior wall material, side-gable roof with three front-facing gables, exterior side chimney, three-bay facade, single-leaf entrance, partial width porch supported by arched piers, 6/1 double-hung-sash windows. C (Roll #7-20)
252. 1604 43rd Street, ca. 1930. Tudor Revival. One-story frame dwelling, brick veneer and stucco exterior wall material, cross-gable roof with dominant front-facing gable with faux half-timbering and stucco, gable roof porch supported by large arched openings, three-bay facade, single-leaf entrance. C (Roll #7-3)
253. 1605 43rd Street, ca. 1960. Ranch. One-story frame dwelling, low-pitched hip roof, asbestos shingle exterior wall material, three-bay facade, single-leaf entrance, aluminum windows, picture window. NC (Roll #7-19)
254. 1607 43rd Street, ca. 1930. Bungalow. One-story frame dwelling, asbestos shingle exterior wall material, cross-gable roof, attached gable roof porch with brick arches, three-bay facade, 8/1 double-hung-sash windows, central single-leaf French door. C (Roll #7-18)
255. 1609 43rd Street, ca. 1930. Tudor Revival. One-story frame dwelling, brick veneer exterior wall material, cross-gable roof with double front-facing gables, exterior side chimney, three-bay facade, central single-leaf entrance, arched porch. C (Roll #7-17)
256. 1610 43rd Street, ca. 1930. Tudor Revival. One-story frame dwelling, brick veneer exterior wall material, cross-gable roof with two front-facing gables, exterior side chimney, three-bay facade, central single leaf entrance set in gable roof bay, paired 6/6 double-hung-sash window, former open porch (enclosed). C (Roll #7-4)

United States Department of the Interior
National Park Service

NATIONAL REGISTER OF HISTORIC PLACES
CONTINUATION SHEET

Section 7 Page 23

Name of Property: Belview Heights Historic District
County and State: Jefferson County, Alabama

257. 1612 43rd Street, ca. 1930. Bungalow. One-story frame dwelling, weatherboard exterior wall material, interior and exterior side chimney, three-bay facade, central single leaf entrance, triple 4/1 double-hung-sash windows, three-quarter width gable roof porch supported by tall end brick piers, low lying brick balustrade. C (Roll #7-5)
258. 1618 43rd Street, ca. 1928. Bungalow. One-story frame dwelling, brick veneered exterior wall material, hip-with-cross-gable roof, decorative central gable over central arched entrance, exterior end chimney, three-quarter width recessed porch, three-bay facade, central single-leaf entrance, single and paired double-hung-sash windows. C (Roll #7-6)
259. 1621 43rd Street, ca. 1930. Tudor Revival. One-story frame dwelling, brick veneer exterior wall material, cross-gable roof with double front facing gable incorporating gable roof entrance bay, exterior side chimney, three-bay facade, central single leaf entrance, arched side porch. C (Roll #7-16)
260. 1624 43rd Street, ca. 1940. Minimal Traditional. One-story frame dwelling, aluminum siding exterior wall material, dominant side-gable roof with slightly projecting, central gable roof section, interior chimney, three-bay facade, single and tripartite window, partial width shed roof porch with metal awning, decorative ironwork supports. C (Roll #7-7)
261. 1625 43rd Street, ca. 1930. Tudor Revival. One-story frame dwelling, brick veneer exterior wall material, low-pitched hip roof with gable roof (screened-in) porch, exterior side chimney, three-bay facade, single-leaf entrance, double-hung sash windows. C (No Picture)
262. 1629 43rd Street, ca. 1955. Ranch. One-story frame dwelling, aluminum siding exterior wall material, low-pitched hipped roof, three-bay facade, single-leaf entrance, aluminum windows. NC (No Picture)
263. 1630 43rd Street, ca. 1930. Tudor Revival. One-story frame dwelling, brick veneer and weatherboard exterior wall material, side gable roof extending out to form partial-width recessed porch supported by tall end brick piers, three-bay facade, central gable over middle bay which contains three multi-pane casement windows, front-facing chimney. C (Roll #7-8)
264. 1631 43rd Street, ca. 1930. Bungalow with Tudor Revival detailing. One-story frame dwelling, brick veneer and stucco exterior wall material, cross-gable roof with front-facing decorative gable with decorative faux stickwork in gable, inset porch with tall brick piers, three-bay facade, 6/1 double-hung-sash windows. C (Roll #7-15)
265. 1632 43rd Street, ca. 1940. Minimal Traditional. One-story frame dwelling, weatherboard exterior wall material, cross-gable roof with dominant front-facing gable wing, three-bay facade, single-leaf entrance, small partial-width shed roof porch. C (Roll #7-9)
266. 1633 43rd Street, ca. 1925. Bungalow. One-story frame dwelling, brick veneer exterior wall material, cross-gable roof, three-bay facade, partial-width gable roof porch, tall end brick piers, replaced aluminum windows and doors. C (Roll #7-14)
267. 1636 43rd Street, ca. 1950. Central Park Presbyterian Church. Mediterranean Revival. Large two-story irregularly shaped religious structure, stucco exterior wall material, massive cross-gable tile roof, large stained-glass arched windows separated by flying buttresses, side three-tiered bell tower capped by octagonal lantern, centrally-placed Palladian window with wooden curved pilasters. C (Roll #7-10)
268. 1639 43rd Street, ca. 1930. Tudor Revival. One-story frame dwelling, brick veneer exterior wall material, cross-gable roof with three front-facing gables, exterior side chimney, three-bay facade, entrance and front porches supported by brick arches. C (Roll #7-13)
269. 1641 43rd Street, ca. 1930. Tudor Revival. One-story frame dwelling, brick veneer exterior wall material, cross-gable roof, front-facing chimney, double front gable incorporating open inset porch and arched entrance way, decorative gable over third bay, three-bay facade, paired 6/6 double-hung-sash windows. C (Roll #7-12)
270. 1645 43rd Street, ca. 1960. Ranch. One-story frame dwelling, low-pitched cross hip roof, interior chimney, three-bay facade, aluminum windows. NC (Roll #7-11)

United States Department of the Interior
National Park Service

NATIONAL REGISTER OF HISTORIC PLACES
CONTINUATION SHEET

Section 7 Page 24

Name of Property: Belview Heights Historic District
County and State: Jefferson County, Alabama

44th Street

271. 1302 44th Street, ca. 1950. Minimal Traditional. One-story frame dwelling, low-pitched hipped roof, three-bay facade, central single-leaf entrance, small gable roof entrance porch, double-hung-sash windows. C (No picture)
272. 1304 44th Street, ca. 1930. Tudor Revival. One-story frame dwelling, brick veneer exterior wall material, cross-gable roof with front facing gable wing incorporating front-facing chimney, chimney flanked by small double-hung-sash windows, hipped roof front porch wing with twin end gables supported by tall end brick piers, four-bay facade, single-leaf entrance, metal awning. C (Roll #8-23)
273. 1305 44th Street, ca. 1930. Tudor Revival. One-and-a-half story frame dwelling, brick veneer and stucco exterior wall material, side gable roof with front facing wing and shed roof dormer, 2/3 bay facade, unusual arrangement of two front-facing chimneys flanking double-hung-sash window in front facing gable, decorative stickwork in gable, single leaf entrance. C (Roll #10-34)
274. 1308 44th Street, ca. 1930. Tudor Revival. One-story frame dwelling, brick and stucco exterior wall material, cross-gable roof with two front-facing gables with decorative faux half-timbering, front-facing chimney, partial-width gable roof porch supported by decorative ironwork posts, four-bay facade, single-leaf entrance. C (Roll #8-24)
275. 1309 44th Street, ca. 1940. Minimal Traditional. One-and-a-half story frame dwelling, brick veneer and weatherboard exterior wall material, gambrel roof with two gable roof dormers flanking one-story gable roof entrance bay, 2/4 bay facade, single and paired 6/6 double-hung-sash windows, central single-leaf entrance. C (Roll #10-33)
276. 1312 44th Street, ca. 1940. Tudor Revival. Two-story frame dwelling, brick veneer exterior wall material, cross-gable roof with two front-facing gable wings, left wing incorporates front-facing chimney and small clipped gable roof entrance porch, single and paired 6/6 double-hung-sash 6/6 windows, single-leaf entrance. C (Roll #8-25)
277. 1313 44th Street, ca. 1955. Ranch. One-story frame dwelling resting on full basement with ground-floor garage, concrete block foundation, low-pitched hip roof, central hip roof projecting bay, three bay facade, large picture window, small recessed porch supported by decorative ironwork post. (Roll #10-32) NC
278. 1316 44th Street, ca. 1940. Minimal Traditional. One-story frame dwelling, weatherboard siding exterior wall material, cross-gable roof with double front-facing gable wing, exterior-side chimney three-bay facade, single-leaf entrance set in classical enframing, single and triple double-hung-sash windows. C (Roll #8-26)
279. 1317 44th Street, ca. 1930. Tudor Revival. One-story frame dwelling, brick veneer and weatherboard exterior wall material, clipped-gable roof with front-facing gable wing and gable-roof dormer, three-bay facade, front-facing wing incorporates multi-pane window and single-leaf recessed entrance, interior chimney. C (Roll #10-30)
280. 1320 44th Street, ca. 1930. Tudor Revival. Two-story frame dwelling, brick veneer and siding exterior wall material, cross-gable roof with two front-facing gable wings, left one-story gable wing incorporates front-facing chimney, right gable roof wall dormer, four-bay facade, central single-leaf entrance, central interior chimney. C (Roll #8-27)
281. 1321 44th Street, ca. 1930. Tudor Revival. One-story frame dwelling, brick veneer exterior wall material, cross-clipped gable roof, interior chimney, small gable roof dormer, partial-width shed roof porch, three-bay facade, single-leaf entrance, single and paired 6/6 double-hung-sash windows. C (Roll #10-29)

United States Department of the Interior
National Park Service

NATIONAL REGISTER OF HISTORIC PLACES
CONTINUATION SHEET

Section 7 Page 25

Name of Property: Belview Heights Historic District

County and State: Jefferson County, Alabama

-
282. 1324 44th Street, ca. 1950. Minimal Traditional. One-story frame dwelling, cedar shingle exterior wall material, side gable roof, exterior side chimney, small recessed porch supported by decorative ironwork posts, two-bay facade, side entrance off porch, 8/8 double-hung-sash windows. C (Roll #8-28)
283. 1325 44th Street, ca. 1950. Minimal Traditional. One-story frame dwelling, side-gable roof, central interior chimney, four-bay facade, single-leaf entrance, small shed roof porch. C (Roll #10-31)
284. 1328 44th Street, ca. 1950. Minimal Traditional. One-story frame dwelling, weatherboard exterior wall material, cross-gable roof with double front-facing wing, front-facing chimney, four-bay facade, central single-leaf entrance, former open porch (enclosed), single and double 6/6 double-hung-sash windows. C (Roll #8-29)
285. 1329 44th Street, ca. 1940. Minimal Traditional. One-story frame dwelling, cross-gable roof, front-facing gable wing, interior chimney, four-bay facade, single-leaf entrance, single and paired 6/6 double-hung-sash windows. C (Roll #10-28)
286. 1332 44th Street, ca. 1930. Bungalow. One-story frame dwelling, weatherboard exterior wall material, cross-gable roof, exterior side chimney, three-bay facade, central single-leaf entrance, two 6/1 double-hung-sash windows, inset wraparound porch supported by tall end brick piers, exposed rafter ends and decorative brackets. C (Roll #8-30)
287. 1333 44th Street, ca. 1930. Tudor Revival. One-story frame dwelling, brick veneer and stucco exterior wall material, cross-gable roof with three front-facing gable wings, one wing incorporates screened-in porch supported by tall end brick piers, interior chimney, gable roof entrance bay. C (Roll #10-27)
288. 1336 44th Street, ca. 1940. Minimal Traditional. One-story frame dwelling, weatherboard exterior wall material, low-pitched hipped roof with two front-facing gable wings, exterior-side chimney, central single-leaf entrance with sidelights and classical enframement, five-bay facade, 4/1 double-hung-sash windows, central gable-roof porch supported by classical colonettes. C (Roll #8-31)
289. 1337 44th Street, ca. 1925. Bungalow. One-story frame dwelling, brick and weatherboard exterior wall material, side-gable roof with front-facing gable roof porch supported by small pairs of wooden posts on tall end brick piers, three-bay facade, single-leaf entrance, paired and triple double-hung-sash windows. C (Roll #10-26)
290. 1341 44th Street, ca. 1955. Ranch. One-story frame dwelling, weatherboard exterior wall material, concrete block foundation, side-gable roof, exterior-end chimney, small recessed entrance porch, three-bay facade, single and tripartite window. NC (Roll #10-25)
291. 1344 44th Street, ca. 1925. Spanish Revival. One-story frame dwelling, stucco exterior wall material, exterior side chimney, flat-roof hidden behind curved arched parapet trimmed in tile, subordinate tile shed-roof wings flanking central pavilion, former open porch (glass enclosed), five-bay facade, single-leaf entrance. C (Roll #8-32)
292. 1345 44th Street. c. 1945. Ranch. One-story frame dwelling, low-pitched cross-hip roof, exterior end chimney, wide overhanging eaves, three-bay facade, paired double-hung-sash windows, central single-leaf entrance, also picture windows flanked by 4/4 double-hung-sash windows. C (Roll #10-24)
293. 1348 44th Street, ca. 1930. Tudor Revival. One-story frame dwelling, brick veneer exterior wall material, side-gable roof with two front-facing gables, one with front-facing chimney, right gable incorporates gable roof entrance, small central decorative gable on steep hip roof, triple arched entrance, side screened porch, three brick steps, 6/6 double-hung-sash windows. C (Roll #8-33)
294. 1349 44th Street, ca. 1940. Minimal Traditional. One-story frame dwelling, weatherboard and aluminum siding exterior wall material, cross-gable roof with central front-facing gable wing with bay window, subordinate side gable wing, four-bay facade, single-leaf entrance, small shed roof overhang above stoop. C (Roll #10-23)

**United States Department of the Interior
National Park Service**

**NATIONAL REGISTER OF HISTORIC PLACES
CONTINUATION SHEET**

Section 7 Page 26

Name of Property: Belview Heights Historic District

County and State: Jefferson County, Alabama

-
295. 1400 44th Street, ca. 1930. Tudor Revival. One-and-a-half story frame dwelling, brick veneer exterior wall material, steep gable on hip, stucco and half timbering in gable, front common bond chimney with stucco detailing, arched brick entry to inset porch, 9/9 double hung sash windows. C (No picture)
296. 1401 44th Street, ca. 1930. Tudor Revival. One-story frame dwelling, brick veneer and stucco exterior wall material, cross-gable roof with three front-facing gables, decorative faux stickwork in gables, exterior-side chimney, central gable-roof entrance porch supported by brick arch, paired double-hung-sash window and large plate-glass picture window. C (Roll #10-22)
297. 1402 44th Street, ca. 1925. Bungalow. One-story frame dwelling, weatherboard exterior wall material, low-pitched side-gable roof, exterior-end chimney, central gable roof porch supported by tall end brick piers separated by arched opening, three-bay facade, central single-leaf entrance, paired 4/1 double-hung-sash windows. C (Roll #8 - 34)
298. 1405 44th Street, ca. 1925. Bungalow. One-story frame dwelling, brick veneer exterior wall material, low-pitched hipped roof with central decorative gable, exterior-side chimney, central arched entrance-way onto partial-width porch, four-bay facade, single-leaf entrance, 6/6 double-hung-sash windows. C (Roll #10-21)
299. 1408 44th Street, ca. 1960. Ranch. One-story frame dwelling, low-pitched hipped roof, brick veneer exterior wall material, recessed porch, three-bay facade, aluminum windows, and single-leaf entrance. NC (Roll #8-35)
300. 1409 44th Street, ca. 1930. Bungalow. One-story frame dwelling, low-pitched hipped roof with decorative front-facing central gable over arched entrance-way extending into partial-width porch supported by tall brick piers, exterior-side chimney, three-bay facade, paired 6/6 double-hung-sash windows. C (Roll #10-20)
301. 1412 44th Street, ca. 1930. Tudor Revival. One-story frame dwelling, brick veneer exterior wall material, cross-gable roof with two front-facing gables incorporating arched entrance porch and adjoining arched front-porch, three-bay facade, exterior side chimney, 6/1 double-hung-sash windows. C (Roll #9-1)
302. 1415 44th Street, ca. 1940. Minimal Traditional. One-story frame dwelling, weatherboard exterior wall material, cross-gable roof with front-facing gable wing, three-bay facade, central single-leaf entrance, paired 6/6 double-hung-sash windows, small metal roof canopy. C (Roll #10-19)
303. 1416 44th Street, ca. 1930. Tudor Revival. One-story frame dwelling, brick veneered exterior wall material, cross-gable roof with dominant front-facing gable wing incorporating front-facing chimney, half-width recessed porch supported by large archway, three-bay facade, two 6/6 double-hung-sash windows on either side of front chimney. C (Roll #9-2)
304. 1417 44th Street, ca. 1930. Tudor Revival. One-story frame dwelling, brick veneered and weatherboard exterior wall material, cross-gable roof with two front-facing gable wings, three-bay facade, open terrace leads into gable roof entrance porch supported by an open brick arch, front-facing gable wing contains tripartite double-hung-sash window, front-facing chimney. C (Roll #10-17)
305. 1420 44th Street, ca. 1930. Tudor Revival. One-story frame dwelling, brick veneer exterior wall material, side gable roof with dominant front-facing gable roof porch supported by large open archway, three-bay facade, arched central single-leaf entrance, paired 6/1 double-hung-sash windows. C (Roll #9-3)
306. 1421 44th Street, ca. 1930. Bungalow. One-story frame dwelling, brick veneer and aluminum siding exterior wall material, side gable roof porch with central gable roof porch which has been enclosed, side metal roof canopy, paired double-hung-sash windows (original) and modern aluminum windows. House significantly altered. NC (Roll #10-16 & 18)

United States Department of the Interior
National Park Service

NATIONAL REGISTER OF HISTORIC PLACES
CONTINUATION SHEET

Section 7 Page 27

Name of Property: Belview Heights Historic District

County and State: Jefferson County, Alabama

-
307. 1424 44th Street, ca. 1930. Tudor Revival. One-story frame dwelling, brick veneer exterior wall material, side-gable roof with three front-facing gables, gable roof porch supported by brick piers connected by archway, gable roof entrance porch, decorative gable, exterior side chimney, three-bay facade, 9/9 double-hung-sash. C (Roll #9-4)
308. 1428 44th Street, ca. 1930. Bungalow. One-story frame dwelling, weatherboard exterior wall material, cross-gable roof, front facing decorative gable resting on hipped roof porch, tall brick piers connected by low lying brick balustrade, exterior side chimney, three-bay facade, paired 4/1 double-hung-sash windows, single-leaf entrance, exposed rafter ends. C (Roll #9-5)
309. 1429 44th Street, ca. 1930. Tudor Revival. One-story frame dwelling, brick veneer and stucco exterior wall material, complex cross-gable roof with two front-facing gables, front-facing chimney, gable roof entrance porch supported by brick arch, single and paired 8/8 double-hung-sash windows. C (Roll #10-15)
310. 1432 44th Street, ca. 1930. Tudor Revival/Bungalow. One-story frame dwelling, brick veneer exterior wall material, side gable roof, exterior side chimney, central gable roof entrance porch with tall end brick pilasters, three-bay facade, former open porch (screened-in). C (Roll #9-6)
311. 1433 44th Street, ca. 1930. Bungalow. One-story frame dwelling, weatherboard exterior wall material, low-pitched cross-gable roof with exterior side chimney, gable-roof porch, tall end brick piers, paired 6/6 double-hung-sash windows, exposed rafter ends, decorative brackets. C (Roll #10-14)
312. 1435 44th Street, ca. 1930. Tudor Revival. One-story frame dwelling, brick veneer exterior wall material, side-gable roof with two front-facing gables flanking central single-leaf entrance, small centrally placed gable-roof dormer containing three small lights, exterior-side chimney, large multi-pane window and 6/6 double-hung-sash window. C (Roll #10-13)
313. 1436 44th Street, ca. 1930. Tudor Revival. One-story frame dwelling, brick veneer exterior wall material, side-gable roof, front-facing interior chimney, four-bay facade, single-leaf entrance, 4/1 double-hung-sash windows, partial-width inset porch, 4/1 vertical double-hung-sash windows, trim on porch archways. C (Roll #9-7)
314. 1437 44th Street, ca. 1930. Bungalow. One-story frame dwelling, weatherboard exterior wall material, side-gable roof, exterior-side chimney, three-bay facade, single-leaf entrance, paired 4/1 double-hung-sash windows; gable-roof porch supported by squat tapered posts on tall end brick piers connected by low-lying brick balustrade. C (Roll #10-12)
315. 1440 44th Street, ca. 1930. Tudor Revival. One-and-a-half story frame dwelling, side-gable roof with central gable roof dormer, three-bay facade, exterior-side chimney, single-leaf entrance, single and paired 4/1 double-hung-sash windows, partial-width recessed porch supported by tall end brick pier. C (Roll #9-8)
316. 1441 44th Street, ca. 1965. Ranch. One-story brick veneer dwelling, low-pitched hipped roof, small side porch in front of side entrance, two-bay facade composed of aluminum windows. NC (Roll #10-11)
317. 1500 44th Street, ca. 1925. Bungalow. One-story frame dwelling, weatherboard and aluminum siding exterior wall material, front-facing gable roof, exterior-side chimney, full-width shed roof porch supported by tall brick piers, three-bay facade, paired double-hung-sash windows. C (Roll #9-9)
318. 1501 44th Street, ca. 1925. Bungalow. One-story frame dwelling, aluminum siding exterior wall material, exterior side chimney, three-bay facade, appears that former full-width porch has either been enclosed or removed, remaining two-bay facade, replacement picture window, house suffers loss of integrity. NC (Roll #10-10)
319. 1504 44th Street, ca. 1960. Ranch. One-story frame dwelling, low-pitched cross-hipped roof, three-bay facade, aluminum windows, single-leaf entrance. NC (Roll #9-11)

**United States Department of the Interior
National Park Service**

**NATIONAL REGISTER OF HISTORIC PLACES
CONTINUATION SHEET**

Section 7 Page 28

Name of Property: Belview Heights Historic District

County and State: Jefferson County, Alabama

320. 1505 44th Street, ca. 1955. Ranch. One-story frame dwelling, stucco exterior wall material, low-pitched gable on cross-hip roof, four-bay facade, side-entrance into projecting central-bay, three aluminum windows, large garage door opening. NC (Roll #10-9)
321. 1508 44th Street, ca. 1950. Minimal Traditional. One-story frame dwelling, cross-gable roof with front-facing gable wing, central interior chimney, three-bay facade, single-leaf entrance, and three-quarter width shed roof screened-in porch. C (Roll #9-12)
322. 1512 44th Street, ca. 1950. Minimal Traditional. One-story frame dwelling, aluminum siding exterior wall material, cross-gable roof with front-facing gable wing, gable roof overhang, three-bay facade, single-leaf entrance, paired 6/6 double-hung-sash windows. C (Roll #9-13)
323. 1515 44th Street, ca. 1930. Bungalow. One-story frame dwelling, front-facing gable roof, full-width gable roof porch supported by tapered posts on low brick piers, three-bay facade, single-leaf entrance, paired and single double-hung-sash window, vent located in porch gable. C (Roll #10-8)
324. 1516 44th Street, ca. 1950. Minimal Traditional. One-story frame dwelling, brick veneer and asbestos shingle exterior wall material, cross-gable roof with front-facing gable wing, exterior side chimney, former three-quarter width porch (enclosed), central single leaf entrance. C (Roll #9-14)
325. 1517 44th Street, ca. 1940. No style. One-story frame dwelling, aluminum siding exterior wall material, broken front-facing gable roof, three-quarter width hip and gable roof porch, four-bay facade, single leaf entrance. House appears to have been radically altered. NC (Roll #10-7)
326. 1520 44th Street, ca. 1940. Minimal Traditional. One-story frame dwelling, aluminum siding exterior wall material, cross-gable roof with dominant double front-facing wing, four-bay facade, single-leaf entrance, single and paired 6/6 double-hung-sash windows. C (Roll #9-15)
327. 1521 44th Street, ca. 1940. Minimal Traditional. One-story frame dwelling, weatherboard and siding exterior wall material, cross-gable roof with double front-facing gable wing containing recessed entrance porch, three-bay facade, single and paired 6/6 double-hung-sash windows. C (Roll #10-6)
328. 1523 44th Street, ca. 1940. Minimal Traditional. One-story frame dwelling, weatherboard exterior wall material, cross-gable roof with double front-facing gable wing incorporating single-leaf entrance and paired 6/6 double-hung-sash windows, four-bay facade, interior side chimney, subordinate side-gable wing. C (Roll #10-5)
329. 1524 44th Street, ca. 1950. Minimal Traditional. One-story frame dwelling, cross-gable roof with front-facing gable wing, interior chimney, four bay facade, single-leaf entrance set in Colonial Revival surround with pilasters and pediment, windows are 8/8 double-hung-sash. C (Roll #9-16)
330. 1527 44th Street, ca. 1940. Minimal Traditional. One-story frame dwelling, side-gable roof, subordinate side-gable roof wing, four-bay facade, single-leaf entrance, 6/6 double-hung-sash windows. C (Roll #10-4)
331. 1528 44th Street, ca. 1960. Ranch. One-story frame dwelling on full basement with garage, brick veneer exterior wall material, low-pitched cross hip roof, exterior side chimney, three-bay facade, single-leaf entrance, recessed porch, decorative ironwork post. NC (Roll #9-17)
332. 1532 44th Street, ca. 1960. Ranch. One-story frame dwelling, brick veneer exterior wall material, low pitched hipped roof with central interior chimney, three-bay facade, recessed porch supported by decorative ironwork post, aluminum windows, single-leaf entrance. NC (Roll #9-18)
333. 1535 44th Street, ca. 1950. Minimal Traditional. One-story frame house which appears to be the product of a recent renovation/remodeling, cross gable roof, front-facing gable wing, four-bay facade, single-leaf entrance. NC (Roll #10-3)
334. 1536 44th Street, ca. 1950. Minimal Traditional. One-story frame dwelling, cedar shingle exterior wall material, side-gable roof with central decorative gable wall dormer resting above bay window, partial-width shed roof porch supported by decorative ironwork posts, four-bay facade, single-leaf entrance. 8/8 and 6/6 double-hung-sash windows. C (Roll #9-19)

United States Department of the Interior
National Park Service

NATIONAL REGISTER OF HISTORIC PLACES
CONTINUATION SHEET

Section 7 Page 29

Name of Property: Belview Heights Historic District
County and State: Jefferson County, Alabama

335. 1539 44th Street, ca. 1930. Bungalow. One-story frame dwelling, asbestos shingle exterior wall material, side-gable roof, exterior-side chimney, gable roof porch supported by tall end brick piers, three-bay facade, central single-leaf entrance, double-hung-sash windows. C (Roll #10-2)
336. 1540 44th Street, ca. 1960. Ranch. One-story frame dwelling, brick veneer and asbestos shingle exterior wall material, low-pitched hipped roof, small recessed entrance porch, three-bay facade, bands of windows with horizontal panes. NC (Roll #9-20)
337. 1544 44th Street, ca. 1950. Minimal Traditional. One-story frame dwelling, flush board and siding exterior wall material, cross-gable roof with front-facing gable, interior chimney, three-bay facade, central single-leaf entrance, single and paired 8/8 double hung sash window. Mid twentieth century vernacular with low gable on low hip roof, central chimney. C (Roll #9-21)
338. 1545 44th Street, ca. 1955. Ranch. One-story frame dwelling, brick veneer exterior wall material, low-pitched cross-hip roof, former porch contains bands of horizontal aluminum windows. NC (Roll #10-1)
339. 1600 44th Street, ca. 1960. Ranch. One-story frame dwelling, brick veneer exterior wall material, gable on hip roof, three-bay facade, single-leaf entrance located in first bay recessed from main facade plain, two 6/6 double-hung-sash windows. NC (Roll #9-22)
340. 1601 44th Street, ca. 1960. No style. Unusual one-story ranch-style home with two-story addition to the rear, ranch house has gable-on-hip roof, three-bay facade, two double-hung-sash windows, small recessed porch supported by decorative ironwork post. Rear two story addition has front-facing gable roof with centrally placed exterior chimney. NC (Roll #9-35)
341. 1603 44th Street, ca. 1955. Ranch. One-story frame dwelling, siding exterior wall material, low-pitched cross-hip roof, three-bay facade, single-leaf entrance, paired and triple double-hung-sash windows, small recessed entrance porch supported by decorative ironwork post. NC (Roll #9-34)
342. 1604 44th Street, ca. 1950. Minimal Traditional. One-story frame dwelling, vinyl siding exterior wall material, cross-gable roof with front-facing gable wing incorporating screened-in porch, open wooden balustrade, three-bay facade, single-leaf entrance. C (Roll #9-23)
343. 1608 44th Street, ca. 1950. Minimal Traditional. One-and-a-half story frame dwelling, wooden shingle exterior wall material, cross-gable roof with front-facing gable wing over garage, gable roof dormer, partial-width shed roof porch, four-bay facade, single-leaf entrance, single and paired double-hung-sash windows. C (Roll #9-24)
344. 1609 44th Street, ca. 1955. Ranch. One-story frame dwelling, weatherboard exterior wall material, moderately pitched hip roof, interior chimney, three-bay facade, paired 6/6 double-hung-sash windows, central single-leaf entrance, small shed roof porch supported by decorative ironwork posts. NC (Roll #9-33)
345. 1612 44th Street, ca. 1950. Minimal Traditional. One-story frame dwelling, cross-gable roof with decorative front-facing gable and decorative gable dormer, three-bay facade, single and triple double-hung-sash windows, single-leaf entrance, central interior chimney. C (Roll #9-25)
346. 1620 44th Street, ca. 1970. Ranch. One-story frame dwelling on full brick basement, low-pitched hip roof, three bay facade, single-leaf entrance, gable roof porch, decorative ironwork railings. NC (Roll #9-26)
347. 1624 44th Street, ca. 1930. Bungalow. One-story frame dwelling, weatherboard exterior wall material, cross-gable roof with interior chimney rising in front of gable, partial-width shed roof porch with cobblestone piers and balustrade, paired 4/1 double-hung-sash windows. C (Roll #9-27)
348. 1628 44th Street, ca. 1930. Bungalow. One-story frame dwelling, front-facing gable roof, weatherboard and wooden shingle exterior wall material, full-width recessed porch supported by slender posts on low brick piers connected by wooden balustrades, decorative woodwork located in apex of gable, exposed rafter ends, central vent flanked by single-paned windows in gable, three-bay facade, central single-leaf entrance with transom. C (Roll #9-28)

**United States Department of the Interior
National Park Service**

**NATIONAL REGISTER OF HISTORIC PLACES
CONTINUATION SHEET**

Section 7 Page 30

Name of Property: Belview Heights Historic District

County and State: Jefferson County, Alabama

-
349. 1632 44th Street, ca. 1930. Bungalow. One-story frame dwelling, weatherboard exterior wall material, front-facing gable roof, three-bay facade, single-leaf entrance, gable-roof porch (screened-in) supported by tall end brick piers, exposed rafter ends and decorative brackets. C (Roll #9-29)
350. 1640 44th Street, ca. 1940. Minimal Traditional. One-story frame dwelling, cross-gable roof with front-facing gable wing, exterior side chimney, three-bay facade, 8/8 double-hung-sash windows, single-leaf entrance, partial width recessed porch C (Roll #9-30)
351. 1644 44th Street, ca. 1915, restored ca. 1985. Tudor Revival. Central Park-Fire Station #24. Large two-story brick and steel construction, large common bond brick building with steep gable on steep hip with two decorative dormers, large arched garage entries, front-facing chimney, single-leaf entrance. C (Roll #9-31)
- 45th Street**
352. 1300 45th Street, ca. 1955. Ranch. One-story frame dwelling, brick veneer exterior wall material, gable-on-hip roof with central-interior chimney, three-bay facade, central gable roof projecting bay, single-leaf entrance, picture window, metal awning. NC (Roll #11-1)
353. 1301 45th Street, ca. 1950. Minimal Traditional. One-story frame dwelling, asbestos shingle exterior wall material, low pitched cross-hip roof, four bay facade, single-leaf entrance, metal awning over single-leaf entrance. C (Roll #12-36)
354. 1304 45th Street, ca. 1930. Tudor Revival. Two-story frame dwelling, brick veneer and stucco exterior wall material, front-facing asymmetrical gambrel roof with side shed and gable dormers, exterior-side chimney, steeply-pitched gable roof porch, 2/3 bay facade, central single-leaf entrance, 6:1 double-hung-sash windows. C (Roll #11-2)
355. 1305 45th Street, ca. 1930. Tudor Revival. One-and-a-half story frame dwelling, brick veneer exterior wall material, clipped cross-gable roof with front-facing gable wing incorporating front-facing chimney and gable roof entrance porch with arched opening, small gable roof dormer, 2/3 bay facade, central single-leaf entrance, small shed roof porch. C (Roll #12-35)
356. 1308 45th Street, ca. 1930. Tudor Revival. Two-story frame dwelling, brick veneer and stucco exterior wall material, cross-gable roof with one-and-a-half story front-facing gable wing, central gable roof entrance bay, 2/4 four-bay facade, arched entry to side porch, 4/1 vertical sash windows. C (Roll #11-3)
357. 1309 45th Street, ca. 1930. Tudor Revival. One-story frame dwelling, cobblestone and stucco exterior wall material, cross-gable roof with two front-facing gables and a gable-roof entrance porch with arched opening, decorative stickwork located in gables, exterior-end chimney, three-bay facade, central single-leaf entrance, paired double-hung-sash windows. C (Roll #12-34)
358. 1312 45th Street, ca. 1930. Tudor Revival. Two-story frame dwelling, brick veneer and stucco exterior wall material, cross-gable roof, front-facing chimney, half-timbering and stucco detailing in gables, 3/3 bay facade, single leaf entrance, replaced windows. C (Roll #11-4)
359. 1313 45th Street, ca. 1940. Minimal Traditional. One-story frame dwelling, brick veneer and weatherboard exterior wall material, cross-gable roof, front-facing gable wing, interior chimney, two-bay facade, single-leaf entrance into side of projecting gable, small shed roof porch supported by decorative ironwork posts. C (Roll #12-33)
360. 1317 45th Street, ca. 1930. Tudor Revival. One-story frame dwelling, brick veneer and stucco exterior wall material, cross-gable roof with two front-facing gable wings with half-timbering detail in gables, three-bay facade, single-leaf entrance, triple double-hung-sash windows, partial-width gable roof porch supported by three tapered stuccoed piers. C (Roll #12-32)

United States Department of the Interior
National Park Service

NATIONAL REGISTER OF HISTORIC PLACES
CONTINUATION SHEET

Section 7 Page 31

Name of Property: Belview Heights Historic District
County and State: Jefferson County, Alabama

-
361. 1318 45th Street, ca. 1930. Spanish Revival. One-story frame dwelling, brick veneer and stucco exterior wall material, cross-gable roof, front-facing gable wing, front-facing chimney, partial width shed roof porch supported by stuccoed 6/1 double-hung-sash windows. C (Roll #11-5)
362. 1320 45th Street, ca. 1940. Minimal Traditional. One-story frame dwelling, aluminum siding exterior wall material, cross-gable roof, front-facing gable wing, exterior-side chimney, partial-width recessed front porch, three-bay facade, 6/6 double-hung-sash windows. C (Roll #11-6)
363. 1325 45th Street, ca. 1930. Tudor Revival. One-story frame dwelling, brick veneer and stucco exterior wall material, cross gable roof with front-facing gable porch supported by tall end brick piers, small decorative gable, three-bay facade, single and triple double-hung-sash windows. C (Roll #12-31)
364. 1329 45th Street, ca. 1930. Tudor Revival. One-story frame dwelling, brick veneer exterior wall material, cross-gable roof, two-front facing gables, front-facing chimney, arched entranceway extending into open porch supported by brick arches, three-bay facade, single-leaf entrance, double-hung-sash windows. C (Roll #12-30)
365. 1332 45th Street, ca. 1930. Tudor Revival. One-story frame dwelling, cobblestone exterior wall material, cross-gable roof with front-facing gable wing, front-facing chimney, small gable roof entrance bay with arched opening, single-leaf entrance, single and paired windows, small attached porch with metal awning. C (Roll #11-7)
366. 1333 45th Street, ca. 1940. Minimal Traditional. One-story frame dwelling, weatherboard exterior wall material, side-gable roof, interior brick chimney, three-bay facade, paired 6/6 double-hung-sash windows, side carport, small gable roof entrance porch supported by decorative ironwork posts. C (Roll #12-29)
367. 1337 45th Street, ca. 1960. Modern Split-Level. Two-story frame dwelling, brick veneer and weatherboard exterior wall material, low-pitched side gable roof, 3/3 bay facade, central single-leaf entrance, aluminum windows. NC (Roll #12-28)
368. 1340 45th Street, ca. 1930. Bungalow. One-story frame dwelling, brick and stucco exterior wall material, cross-gable roof, double-front facing gables, interior-end chimney, gable-roof porch supported by tall end brick piers, three-bay facade, central single-leaf entrance, paired double-hung-sash windows. C (Roll #11-8)
369. 1344 45th Street, ca. 1930. Bungalow. One-story frame dwelling, brick veneer and weatherboard exterior wall material, front-facing gable roof, three-bay facade, gable-roof porch supported by tall end brick piers, exposed rafter ends and decorative brackets, large picture window, single-leaf entrance (French door). C (Roll #11-9)
370. 1345 45th Street, ca. 1930. Bungalow. One-story frame dwelling, brick veneer exterior wall material, side-gable roof with dominant front-facing gable roof porch (enclosed) supported by tall end brick piers, three-bay facade, single and paired windows. C (Roll #12-27)
371. 1346 45th Street, ca. 1930. Bungalow. One-story frame dwelling, (contemporary) brick veneer exterior wall material, front-facing gable roof, former porch enclosed, three-bay facade, central single-leaf entrance. NC (Roll #11-10)
372. 1347 45th Street, ca. 1930. Tudor Revival. One-story frame dwelling, brick veneer exterior wall material, triple front-facing gables, exterior end chimney, central single-leaf entrance set in gable roof entrance porch supported by arched gable, 6/6 double-hung-sash windows. C (Roll #12-26)
373. 1348 45th Street, ca. 1930. Tudor Revival. One-and-a-half storied frame dwelling, side-gable roof with dominant front-facing gable roof dormer, front-facing chimney, 1 over 4 bay facade, single-leaf entrance set beneath small gable roof overhang, side screened-in chimney. C (Roll #11-11)
374. 1349 45th Street, ca. 1960. Ranch. One-story frame dwelling on full basement, brick veneer exterior wall material, low-pitched cross-hipped roof, three-bay facade, tripartite windows, single-leaf entrance, small recessed porch supported by decorative ironwork post. NC (Roll #12-25)

**United States Department of the Interior
National Park Service**

**NATIONAL REGISTER OF HISTORIC PLACES
CONTINUATION SHEET**

Section 7 Page 32

Name of Property: Belview Heights Historic District
County and State: Jefferson County, Alabama

375. 1400 45th Street, ca. 1930. Tudor Revival. One-story frame dwelling, brick veneer exterior wall material, cross-gable roof with two front-facing gables, three-bay facade, single-leaf entrance, former open-porch now enclosed, small gable over entrance bay, large picture window, single-leaf entrance. C (Roll #11-12)
376. 1401 45th Street, ca. 1930. Bungalow. One-story frame dwelling, weatherboard exterior wall material, front-facing gable roof, three-bay facade, single-leaf entrance flanked by 4/1 double-hung-sash windows. C (Roll #12-24)
377. 1409 45th Street, ca. 1930. Bungalow. One-story frame dwelling, weatherboard exterior wall material, side-gable roof, interior chimney, three-bay facade, single-leaf entrance, paired 6/6 double-hung-sash windows; central gable-roof porch supported by tall end brick piers. C (Roll #12-23)
378. 1410 45th Street, ca. 1930. Tudor Revival. One-story frame dwelling, brick veneer and stucco exterior wall material, cross-gable roof with two front-facing gables, front-facing chimney, central gable roof entrance bay with arched opening, three-bay facade, single-leaf entrance, multi-pane windows. C (Roll #11-13)
379. 1411 45th Street, ca. 1930. Tudor Revival. One-story frame dwelling, brick veneer and stucco exterior wall material, cross-gable roof with dominant front-facing gable and subordinate front-facing gable porch supported by brick arches, three-bay facade, paired 6/6 double-hung-sash windows, single-leaf entrance. C (Roll #12-22)
380. 1412 45th Street, ca. 1930. Bungalow. One-story frame dwelling, brick veneer and stucco exterior wall material, front-facing gable roof, front-facing chimney with twin chimney stacks, front-facing gable-roof wing encompassing arched entrance opening, three-bay facade, casement windows. C (Roll #11-14)
381. 1416 45th Street, ca. 1930. Tudor Revival. One-story frame dwelling, brick veneer and stucco exterior wall material, cross-gable roof with three-front facing gables, decorative faux stickwork located in gables, exterior-end chimney, central gable-roof entrance bay with arched opening, porch extends to open terrace (now covered with aluminum awning), casement windows, arched single-leaf entrance. C (Roll #11-15)
382. 1419 45th Street, ca. 1940. Minimal Traditional. One-story frame dwelling, aluminum siding exterior wall material, side gable roof, interior chimney, five-bay facade, single-leaf entrance set in gable-roof entrance porch, side screened-in porch. C (Roll #12-21)
383. 1420 45th Street, ca. 1930. Bungalow. One-story frame dwelling, weatherboard exterior wall material, hip roof with front-facing gable-roof porch supported by tall end brick piers, exposed rafter ends and decorative brackets, exterior-side chimney, three-bay facade, single-leaf entrance, single and paired double-hung-sash windows, single-leaf entrance. C (Roll #11-16)
384. 1424 45th Street, ca. 1930. Tudor Revival. One-story frame dwelling, brick veneer and stucco exterior wall material, cross-gable roof with front-facing gable roof wing, decorative stickwork in front-facing gables, front-facing chimney, three-bay facade, central gable-roof entrance bay, large multi-pane window, single-leaf entrance. C (Roll #11-17)
385. 1425 45th Street, ca. 1950. Minimal Traditional. One-story frame dwelling, side gable roof, exterior-end chimney, three-bay facade, central single-leaf entrance, multi-pane picture window and double-hung-sash window. C (Roll #12-20)
386. 1428 45th Street, ca. 1930. Bungalow. One-story frame dwelling, brick veneer and weatherboard exterior wall material, side-gable roof, exterior side chimney, three-bay facade, single-leaf entrance, gable-roof porch supported by tall end brick piers, board and batten material located in porch gable, 4/1 double-hung-sash windows. C (Roll #11-18)
387. 1429 45th Street, ca. 1930. Bungalow. One-story frame dwelling, cross-gable roof with front-facing gable wing and gable of rear ell resting on above side gable porch roof, weatherboard exterior wall material, partial width porch supported by tall end brick piers, exterior end chimney, three-bay facade, paired double-hung-sash windows, single-leaf entrance. C (Roll #12-19)

United States Department of the Interior
National Park Service

NATIONAL REGISTER OF HISTORIC PLACES
CONTINUATION SHEET

Section 7 Page 33

Name of Property: Belview Heights Historic District

County and State: Jefferson County, Alabama

-
388. 1431 45th Street, ca. 1940. Minimal Traditional. One-story frame dwelling, weatherboard exterior wall material, side-gable roof with exterior side chimney, three-bay facade, central single-leaf entrance, small gable roof porch supported by pairs of slender wooden posts. C (Roll #12-18)
389. 1432 45th Street, ca. 1930. Minimal Traditional. One-story frame dwelling, side-gable roof, exterior end chimney, three-bay facade, gable-roof entrance porch supported by classical colonettes, three-bay facade, central single-leaf entrance, paired double-hung-sash windows. C (Roll #11-19)
390. 1436 45th Street, ca. 1925. Bungalow. One-story frame dwelling, weatherboard exterior wall material, front-facing gable roof, three-quarter width gable-roof porch supported by tall end brick piers, low brick balustrade, three-bay facade, paired double-hung-sash windows, exposed rafter ends and decorative brackets, board and batten wall material in porch gable. C (Roll #11-20)
391. 1437 45th Street, ca. 1925. Bungalow. One-story frame dwelling, weatherboard and siding exterior wall material, front-facing gable roof, former full-width recessed porch now partially enclosed, four-bay facade, single-leaf entrance, multi-pane window. House significantly altered. NC (Roll #12-17)
392. 1440 45th Street, ca. 1950. Minimal Traditional. One-story frame dwelling, cross-gable roof, front-facing gable wing, exterior side chimney, three-bay facade, single-leaf entrance, paired double-hung-sash windows, partial-width shed roof porch. C (Roll #11-21)
393. 1441 45th Street, ca. 1955. Ranch. One-story frame dwelling, side-gable roof, interior chimney, three-bay facade, single-leaf entrance, picture window, partial width gable roof porch supported by slender posts. NC (Roll #12-16)
394. 1501 45th Street, ca. 1925. Bungalow. One-story frame dwelling, weatherboard exterior wall material, front-facing gable roof, exterior side chimney, three-bay facade, single-leaf entrance, double-hung-sash windows, three-quarter width porch supported by slender wooden posts. C (Roll #12-15)
395. 1502 45th Street, ca. 1925. Bungalow. One-story frame dwelling, weatherboard exterior wall material, front-facing gable resting on side-gable roof, side and interior chimneys, former open porch (enclosed) supported by tall end brick piers, five-bay facade, central single-leaf entrance, exposed rafter ends and decorative brackets. C (Roll #11-22)
396. 1506 45th Street, ca. 1925. Bungalow. One-story frame dwelling, weatherboard exterior wall material, front-facing gable roof, near-full width gable roof porch supported by tall end brick piers and connected by low brick balustrade, exposed rafter ends and decorative brackets, three-bay facade, central single-leaf entrance, double-hung-sash windows. C (Roll #11-23)
397. 1509 45th Street, ca. 1925. Bungalow. One-story frame dwelling, faux stone exterior wall material, front-facing gable roof, full-width recessed porch supported by decorative metal posts, three-bay facade, and single-leaf entrance. House substantially altered with notable loss of integrity. NC (Roll #12-14)
398. 1510 45th Street, ca. 1925. Bungalow. One-story frame dwelling, weatherboard and wood shingle exterior wall material, front-facing gable roof, exterior side chimney, three-bay facade, gable-roof porch supported by tall end brick piers, paired 4/1 double-hung-sash windows. C (Roll #11-24)
399. 1511 45th Street, ca. 1925. Bungalow. One-story frame dwelling, weatherboard exterior wall material, cross-gable roof with front-facing central gable wing (former porch), central interior chimney, cobblestone porch supports and foundation, three-bay facade, single-leaf entrance, multi-pane casement windows. C (Roll #12-13)
400. 1514 45th Street, ca. 1925. Bungalow. One-story frame dwelling, weatherboard exterior wall material, front-facing gable roof, partial-width gable roof porch supported by tall end brick piers, paired 4/1 double-hung-sash windows, central single-leaf entrance, exposed rafter ends and decorative brackets. C (Roll #11-25)

United States Department of the Interior
National Park Service

NATIONAL REGISTER OF HISTORIC PLACES
CONTINUATION SHEET

Section 7 Page 34

Name of Property: Belview Heights Historic District

County and State: Jefferson County, Alabama

-
401. 1515 45th Street, ca. 1950. Minimal Traditional. One-story frame dwelling, side-gable roof, siding exterior wall material, interior chimney, three-bay facade, single-leaf entrance, partial-width recessed porch supported by tall decorative ironwork posts. C (Roll #12-12)
402. 1517 45th Street, ca. 1955. Ranch. One-story frame dwelling, asbestos shingle exterior wall material, cross-gable roof, central gable roof bay, interior chimney, three-bay facade, small recessed entrance porch. NC (Roll #12-11)
403. 1518 45th Street, ca. 1925. Bungalow. One-story frame dwelling, weatherboard and cobblestone exterior wall material, front-facing gable roof, three-bay facade, central single-leaf entrance, full-width recessed porch supported by decorative ironwork posts on low brick piers, exposed rafter ends and decorative brackets. C (Roll #11-26)
404. 1522 45th Street, ca. 1925. Bungalow. One-story frame dwelling, weatherboard and cobblestone exterior wall material, front-facing gable roof, full-width recessed porch supported by tapered posts on low cobblestone piers and cobblestone balustrade, three-bay facade, central single-leaf entrance, paired 4/1 double-hung-sash windows. C (Roll #11-27)
405. 1525 45th Street, ca. 1925. Bungalow. One-and-a-half story frame dwelling, side-gable roof, front-facing gable roof porch with cobblestone foundation and supports, gable roof dormer, exterior side chimney, three bay facade, single-leaf entrance, tripartite windows. C (Roll #12-10)
406. 1526 45th Street, ca. 1955. Ranch. One-story frame dwelling, asbestos shingle exterior wall material, gable on low pitched hipped roof, central interior chimney, three-bay facade, paired double-hung-sash windows and central picture window flanked by small double-hung-sash windows, small partial-width recessed porch supported by decorative ironwork posts. C (Roll #11-28)
407. 1530 45th Street, ca. 1925. Bungalow. One-story frame dwelling, weatherboard exterior wall material, front-facing gable roof, exterior side chimney, board and batten wall material in gable, three-bay facade, 6/1 double-hung-sash windows, full-width shed roof porch supported by tall end brick piers, central wooden tapered pier resting on low brick balustrade, single-leaf entrance. C (Roll #11-30)
408. 1531 45th Street, ca. 1940. Minimal Traditional. One-story frame dwelling, wooden shingle exterior wall material, cross-gable roof, front-facing gable wing, exterior end chimney, three-bay facade, central single-leaf entrance, 6/6 double-hung-sash windows. C (Roll #12-9)
409. 1533 45th Street, ca. 1930. Minimal Traditional. One-story frame dwelling, weatherboard exterior wall material, cross-gable roof with two front-facing gables separated by central arched roof entrance porch supported by classical colonettes, three-bay facade, central single-leaf entrance flanked by sidelights, paired 4/4 double-hung-sash windows. C (Roll #12-8)
410. 1534 45th Street, ca. 1925. Bungalow. One-story frame dwelling, wooden shingle exterior wall material, cross-gable roof, front-facing gable porch (enclosed) supported by tall end brick piers, three-bay facade, single-leaf entrance, paired double-hung-sash windows, exposed rafter ends and decorative brackets. C (Roll #11-31)
411. 1535 45th Street, ca. 1930. Tudor Revival. One-story frame dwelling, weatherboard exterior wall material, cross-gable roof, front-facing gable porch supported by tall end brick piers, front-facing chimney, central gable entrance bay with arched single-leaf entrance, three-bay facade, double-hung-sash windows. C (Roll #12-7)
412. 1538 45th Street, ca. 1925. Bungalow. One-story frame dwelling, wooden shingle exterior wall material, front-facing gable roof, three-bay facade, central single-leaf entrance, gable-roof porch supported by tapered posts on low brick piers. C (Roll #11-32)
413. 1539 45th Street, ca. 1960. Ranch. One-story frame dwelling over full basement with garage door opening, vinyl siding exterior wall material, low pitched cross-hip roof, exterior end chimney, three-bay facade, single-leaf entrance, entrance porch supported by decorative metal post. NC (Roll #12-6)
414. 1540 45th Street, ca. 1955. Ranch. One-story frame dwelling, gable on low pitched hipped roof, asbestos shingle exterior wall material, three-bay facade, triple and paired windows, single-leaf entrance. NC (Roll #11-33)

**United States Department of the Interior
National Park Service**

**NATIONAL REGISTER OF HISTORIC PLACES
CONTINUATION SHEET**

Section 7 Page 35

Name of Property: Belview Heights Historic District
County and State: Jefferson County, Alabama

415. 1544 45th Street, ca. 1950. Minimal Traditional. One-story frame dwelling, cross-gable roof, front-facing gable wing, exterior-end chimney, three-bay facade, small shed roof canopy, single-leaf entrance, paired and tripartite window. C (Roll #11-34)
416. 1600 45th Street, ca. 1925. Bungalow. One-story frame dwelling, aluminum siding exterior wall material, side-gable roof, exterior-end chimney, three-bay facade, single-leaf entrance, front-facing gable roof porch supported by tall end brick piers. C (Roll #11-35)
417. 1604 45th Street, ca. 1925. Bungalow. One-story frame dwelling, weatherboard exterior wall material, side-gable roof, interior chimney, two-bay facade, single-leaf entrance flanked by sidelights, paired windows, small gable roof porch supported by slender posts. C (Roll#12-1)

M Avenue

418. 4401 M Avenue, ca. 1965. Modern. One-story frame dwelling on full brick basement, lower level side-garage opening onto 44th Street, brick veneer exterior wall material, seven-bay facade, central single-leaf entrance, aluminum 6/6 double-hung-sash windows, central gable roof portico supported by four classical colonettes. NC (Roll #10-35)

Martin Avenue

419. 1590 Martin Avenue, ca. 1970. Modern. Perhaps an older home that has been remodeled. One-story frame dwelling, brick veneer exterior wall material, side-gable roof, central gable roof dormer, full width recessed porch supported by tapered posts on low brick balustrade, three-bay facade, aluminum windows. NC (Roll #12-5)
420. 1608 Martin Avenue, ca. 1930. Bungalow. One-story frame dwelling, cross-gable roof, front-facing gable wing, three-bay facade, single-leaf entrance, double-hung sash windows. C (Roll#12-2)
421. 1610 Martin Avenue, ca. 1940. Minimal Traditional. One-story frame dwelling, cross-gable roof, front-facing gable roof wing, three-bay facade, small side screened-in porch, exterior side chimney. C (Roll #12-3)
422. 1636 Martin Avenue, ca. 1940. Minimal Traditional. One-story frame dwelling, cross-gable roof, weatherboard exterior wall material, three-bay facade, single-leaf entrance, triple double-hung-sash windows, gable roof porch supported by paired slender posts on low stone piers. C (Roll #12-4)
423. 1644 Martin Avenue, ca. 1920. Foursquare with Craftsman detailing. Large two-story frame dwelling, weatherboard exterior wall material, low-pitched hip roof with decorative dormer, exterior side chimney, full-width one-story porch supported by four classical posts on cobblestone foundation, 2/2 bay facade, double-hung-sash windows, single-leaf entrance with transom and sidelights. House is abandoned and deteriorating. C (#9-32)

**United States Department of the Interior
National Park Service**

**NATIONAL REGISTER OF HISTORIC PLACES
CONTINUATION SHEET**

Section 8 Page 36

Name of Property: Belview Heights Historic District

County and State: Jefferson County, Alabama

**Belview Heights Historic District
Statements of Significance**

Criterion A – Community Planning and Development

The Belview Heights Historic District is eligible for listing in the National Register of Historic Places under Criterion A – Community Planning and Development. In the 1910s, Robert Jemison, Jr., noted Birmingham real estate developer, and his Corey Land Company developed Belview Heights as a planned neighborhood for the professional employees of U. S. Steel, the industrial giant which dominated the social, economic, and financial atmosphere of Birmingham in the first half of the 20th century. Consisting of 20 of the original 30 square blocks, Belview Heights Historic District is laid out on a grid system, an extension of the plan first used in the development of Ensley in 1886. The district reflects the industrial and residential growth in the Birmingham District due to the rapid expansion of the coal, iron, and steel industries throughout the first half of the 20th century. Belview Heights is an excellent example of a planned subdivision utilizing the grid system, a plan used throughout the Birmingham District during the early development of the region.

Criterion C – Architecture

The Belview Heights Historic District is eligible for listing in the National Register of Historic Places under Criterion C – Architecture. Containing an impressive assemblage of architectural styles popular in residential suburbs throughout the United States in the first half of the 20th century, Belview Heights boasts one of the largest saturations of Tudor Revival architecture in Birmingham, reflecting the popularity of that particular style from the 1920s through the 1940s. The district contains examples of Colonial and Spanish Revival, American Foursquare, minimal traditional, and ranch houses as well as a large number of Bungalow/Craftsman dwellings. Of the 423 resources located in the historic district, 154 can be classified as Tudor Revival-style. Included in the district are a Spanish Revival church and a Tudor Revival fire station. The district remains intact and there is very little in-fill housing. Alterations and modifications have been minimal and the houses are attractive and well-maintained. The district retains a high degree of integrity in regard to design, feeling, materials, craftsmanship, and sense of place, clearly reflecting its period of significance, 1915-1950.

**United States Department of the Interior
National Park Service**

**NATIONAL REGISTER OF HISTORIC PLACES
CONTINUATION SHEET**

Section 8 Page 37

Name of Property: Belview Heights Historic District
County and State: Jefferson County, Alabama

**Belview Heights Historic District
Historical Narrative**

In the 1910s, the Corey Land Company developed Belview Heights in Ensley, Alabama, as a neighborhood for the professional employees of U. S. Steel. U. S. Steel had purchased the holdings of the Tennessee Coal, Iron and Railroad Company (TCI) in 1907 including substantial holdings in the industrial boomtown of Ensley. Enoch Ensley, a wealthy planter and entrepreneur from Memphis, had acquired large tracts of land in Jefferson County in the early 1880s. In December of 1886, at the height of the Birmingham iron boom, Ensley began construction of monumental industrial facilities and a town six miles to the west of Birmingham. Contemporary accounts described the site in Opossum Valley as "rough, sterile, full of scrubby pine and blackjack." More important from an industrial viewpoint was the fact that the wide valley bordered on the southern edge of the Pratt coal seam. Ensley intended to fill this site with blast furnaces, steel mills, rod, wire and hoop mills, and car works, cheaply converting Birmingham's mineral resources into finished iron and steel products. Ensley described his vision for the new industrial center to Alfred M. Shook, fellow Tennessean and general manager of TCI, asserting that the new center would be like a "brindle cow sucking herself," and ultimately dwarf her sister city, Birmingham. Ensley named the new center of TCI's industrial operations after himself. He pushed the work of constructing the furnaces, opening ore mines, coal mines and quarries and building a new town as rapidly as man and money could to it.¹

On December 7, 1886, the Ensley Land Company was incorporated to carry on general manufacturing and industrial business and to buy, sell, and hold lands and improve the same by dividing them off into lots, streets, parks, racetracks and lakes, to build tramways, railroads, and waterworks. Incorporators were Thomas D. Radcliff, T. T. Hillman, William A. Walker, and Enoch Ensley, president; capital stock was a highly watered \$10 million, 51 percent of which was retained by TCI, from whom the land company purchased 4,000 acres. Devoting one year to preliminary improvements, Ensley had the 4,000-acre tract surveyed, plotted and laid out in a rectangular grid pattern flanking the plants. Noted sanitary engineer George Edwin Waring, Jr. from Newport, Rhode Island, laid out streets and avenues and installed a complete sewage system providing separate pipes for storm water and sewage. Waring had previously installed a system for Memphis, where he introduced the European "separate system" into the United States, where it remains common practice today. Streetcar service was extended to the community from Birmingham in 1887. During 1888, Colonel Ensley completed a land company office on the corner of 19th Street and Avenue E and a wood frame hotel directly across the street. That same year, he began construction of four major blast furnaces, each of 200-ton daily capacity. The last of "the big four" was lighted on April 4, 1889, under Ensley's personal supervision. At this time, the group of furnaces was acclaimed to be the largest in the world. Despite his auspicious start, however, the colonel's energies in Ensley were diverted first by the illness and death of his wife and then by other investment concerns in the Forence-Sheffield area. In 1891, he died before ever selling a lot or completing another structure in the new town. In 1892, industrial facilities at Ensley were consolidated with Henry DeBardeleben's holdings in the Bessemer area to form the largest single industrial enterprise in the Birmingham district, owned and operated by the Tennessee Coal, Iron and Railroad Company.²

Throughout most of the 1890s, the town of Ensley remained essentially a pine barren. Several Victorian cottages were built along 17th Street, the original entrance to the mills, and intended to be the heart of the community. During the economic panic of 1893, the Ensley Land Company collapsed financially and went into receivership while TCI suffered through an extended depression in the pig iron market. After many difficulties, receivership and the sale of the entire property at a sheriff's sale for less than \$16,000, the company was finally reorganized in 1898 and the first lots sold. Coal operator and investor Erskine Ramsey and Paschal G. Shook were prominent members of the new Ensley Land Company. During 1898, active industrial development in Ensley increased. Pig iron production picked-up. TCI engineers discovered the open-hearth steel-making method; the Semet-Solvay Company put the nation's second coke by-products plant in operation; Birmingham Cement Company started processing blast furnace slag as cement. The Alabama Steel and Wire Company established a rod, wire, fence and nailworks; and the Ensley Brick Company, producing brick from shale underlying TCI coal beds, was increasing orders. In 1900 and 1904, the

1. Marjorie Longenecker White, *The Birmingham District: An Industrial History and Guide* (Birmingham: Birmingham Historical Society, 1981), p. 98-99.

2. *Ibid.*, 99.

United States Department of the Interior
National Park Service

NATIONAL REGISTER OF HISTORIC PLACES
CONTINUATION SHEET

Section 8 Page 38

Name of Property: Belview Heights Historic District

County and State: Jefferson County, Alabama

fifth and sixth blast furnaces were blown in. By the end of 1902, the Ensley works started producing rails from open-hearth steel. Production records were established by 1906, with more than 400,000 tons of finished steel produced in Ensley in that year. 3

Before these industries were established, a few small dwellings, scattered among the trees, made up the town of Ensley. The erection of the industrial plants attracted large numbers of workers and created an acute demand for houses, store, and services. As workers flocked to the mills, homes, churches, and places of business began to rise from the vacant land and Ensley's scheme for an industrial town began to take shape. During 1898, TCI constructed 200 houses to accommodate its industrial workers. According to *The Age-Herald* of August 5, 1900, the Ensley Land Company also built 200 "neat and comfortable houses, and these were taken as rapidly as the keys could be turned over by an industrious, wide-awake, and most excellent set of people." Within two years of its formal incorporation on February 12, 1899, the city grew from a small settlement of fewer than 600 into a developed urban area of more than 10,000 people. In 1907, 14,000 men were employed at the Ensley mills. By 1910, the post office estimated Ensley's population at 20,000 to 25,000 people. 4

After receiving its charter from the state in 1900, the City of Ensley elected its first public officials and began providing municipal services. In 1906, with matching funds from Andrew Carnegie, the city constructed a classical style Carnegie Library. By 1908, more than 30 miles of streets and sidewalks had been paved; water, light, and storm and sanitary sewer systems extended; and a city hall, post office, schools, and a public library built, giving Ensley more public improvements than any municipality in the area other than Birmingham itself. The Ensley First Methodist Church (1903), Bush School (1901), Ensley High School (1908), and Minor School (1907), all of which remain today on Pike Road, testify to the vigor and quality of Ensley's early community building.5

In conjunction with these public and semipublic improvements, private investment in Ensley boomed. After U. S. Steel's takeover of TCI in 1907, improvements at blast furnaces and steel and rail mills and construction of additional facilities in adjoining Fairfield, just to the west of Ensley, continued the Ensley boom. The Ensley Land Company owned a large amount of property next to Avenue E between Fairfield and Ensley. Here the company built houses for "skilled workmen and high-class" mechanics. Many, together with privately built residences, remain today along Avenues E to I, between 23rd and 35th Streets. TCI purchased all of the stock of Ensley Land Company in July 5, 1899. In 1929, the Ensley Land Company conveyed all its remaining property to the Tennessee Land Company, a subsidiary of U. S. Steel. Ensley residents took justifiable pride in the accomplishments of their city and vigorously opposed a movement that developed in 1908 to merge with the City of Birmingham. More powerful forces prevailed, however, and on December 31, 1909, Ensley joined its neighbor. Bitter opponents erected a mock grave and tombstone noting the death of the City of Ensley. The stone remained in the yard of J. R. Perkins' real estate office (now the site of First National's branch bank) for two years. 6

Throughout the 1910s, construction at the mills and in the commercial and residential area proceeded at a fast pace. In 1913, additional streetcar service opened to East Lake. The 14.2 mile line that carried throngs of workers to mines and mills opened a new axis of development, and residential communities sprang up along its path. By 1926, the annual production of TCI's Ensley mills included 1.1 million tons of steel ingots (both, according to Ensley boosters, the cheapest in the world), 590,100 tons of "the best steel rail in the world," and 1.9 million tons of coke. Ensley prided itself as a community with a backbone of steel and a regional businesses and shopping center serving Ensley Highlands, Bush Hills, Fairview, Oak Hill, Central Park, Pratt City, Wylam, Fairfield, Belview Heights, and outlying areas. Aggressive promotion and development activities fostered a strong sense of separate identity that endures today. In 1934 the U. S. Department of Commerce estimated Ensley's population at 41,042 persons which included 10,306 families. 7

From its inception, Ensley's urban organization was shaped primarily by the location of the plants and the street railway system. Back in 1887, while Enoch Ensley was surveying streets and lots for the new town, William A. Walker, an Elyton merchant also active in real estate

3. *Ibid*, 99-100.

4. *Ibid*, 100-101.

5. *Ibid*, 101.

6. *Ibid*.

7. *Ibid*.

United States Department of the Interior
National Park Service

NATIONAL REGISTER OF HISTORIC PLACES
CONTINUATION SHEET

Section 8 Page 39

Name of Property: Belview Heights Historic District

County and State: Jefferson County, Alabama

promotion, was busy too. He was buying rights-of-way for a rail line to connect Birmingham with Thomas and the Pratt Mines as well as the proposed new town of Ensley. The route paralleled the Kansas City, Memphis and Birmingham (later Frisco) Railroad line to Pratt City, turned, crossed Village Creek and followed the Avenue E right-of-way to 19th Street. There it terminated directly in front of the Ensley Land Company office. Shortly after the line was opened in 1887, it was extended from the original terminus down 19th Street and over a private right-of-way to the horse racetrack at Fair Park, now the Alabama State Fairgrounds. Although this roundabout route carried very few of Birmingham's racing fans, it determined the location of Ensley's business district. Shops and offices were established along 19th Street, the stem of the municipality which later led to the plant entrance. Eventually, along 18th and 20th Streets, residential areas flanked either side of the main thoroughfare. The Bank of Ensley, founded in 1899, and important stores concentrated at the busiest corner, the intersection of Avenue E and 19th Street. Commercial development along 19th Street continued through the 1920s and reached its culmination in October 1929 with the construction of the 10-story Ramsay-McCormack Building. For almost 40 years, this was the tallest office building outside downtown Birmingham. 8

Individual citizens also erected homes, some reputed to cost as much as \$10,000; most, however, were more modestly scaled worker housing. Many homes for foremen and superintendents were built along Pike Road in Shadyside and in Ensley Highlands on the ridge overlooking the city. Following U. S. Steel's takeover of TCI in 1907, plans were laid for further development of new production facilities one mile west of Ensley and for increased private development of residential communities. With the growth of the iron industry came the rise of white-collar management and professional class. U. S. Steel hired teachers, supervisors, physicians, lawyers, and accountants. The company recognized the need for suitable housing for their middle- and upper-middle-class employees. The Corey Land Company, a group of socially prominent local businessmen headed by Robert Jemison, Jr., was organized on November 5, 1909, to undertake the private residential development. Jemison was not new to this type of venture, having been engaged in real estate development in the Birmingham district since 1903. Jemison's subdivision of Earle Place, Ensley Highlands, Central Park, and Glenwood and Mountain Terrace (both now sections of Forest Park) were all distinctive and successful real estate ventures. The *Jemison Magazine*, a publication of Jemison's companies, noted a distinct improvement in the "class of housing" being built in Ensley at this time. Jemison developed homes along Ensley Highlands and later, in the 1910s, a section further south that became known as Belview Heights. Belview Heights was one of Jemison's smallest residential developments, consisting of only 30 square blocks. Belview Heights is located at the southeastern edge of the Ensley's original grid layout. By extending the grid system across the undulating topography of Ensley, Jemison created a neighborhood with rolling streets and avenues, occasional steeply pitched lots, and captivating views. Belview Heights would be one of the last subdivisions that Jemison would create using the grid pattern. In the development of nearby Fairfield and later, Glenwood, Mountain Brook, and Mountain Terrace, Jemison would abandon the grid pattern in favor of more naturalistic and picturesque plans. 9

In 1915, the City of Birmingham erected a Tudor Revival-style fire station at the corner of Avenue Q and 43rd Street on the eastern edge of Belview Heights, which also served the Central Park Highlands neighborhood lying to the east. The erection of a fire station in the Tudor Revival style may have set the architectural tone for Belview Heights. While the homes built in Belview Heights were indicative of what was being built in streetcar subdivisions around the country in the first half of the 20th century, the Tudor Revival style dominates the neighborhood, overshadowing the Bungalow/Craftsman, Minimal Traditional, and Spanish Revival dwellings. The 1920s witnessed the biggest boom in residential construction in Belview Heights with the erection of scores of Tudor Revival dwellings. Indeed, the Belview Heights neighborhood is one of the most saturated areas of this particular style in Birmingham. During the Great Depression, while developments throughout the United States witnessed a dramatic decline in home construction, Belview Heights remained a popular residential neighborhood and home construction remained steady throughout the 1930s up to the advent of World War II. Mortgage records indicated that numerous houses were being built in Belview Heights in the mid-1930s, the depths of the Great Depression. In the late 1940s, the Ensley community recovered its economic vitality and Belview Heights remained a popular residential neighborhood. The Central Park Presbyterian Church, designed by Birmingham architect George Turner, was completed in 1950 and brick veneered ranch houses began

8. *Ibid.*

9. *Ibid.* and Philip Morris, *Designs on Birmingham*. (Birmingham Historical Society: Birmingham, Alabama, 1992), 1-45.

**United States Department of the Interior
National Park Service**

**NATIONAL REGISTER OF HISTORIC PLACES
CONTINUATION SHEET**

Section 8.9,10 Page 40

Name of Property: Belview Heights Historic District

County and State: Jefferson County, Alabama

to appear along side the bungalows and Tudor Revival residences. Unfortunately, the 1960s and 1970s brought dramatic changes to the steel industry and the economy of the Birmingham district. In the 1970s, U. S. Steel concentrated new operations at nearby Fairfield and newer, cleaner, more fashionable residential and shopping centers siphoned off many of Ensley's businesses and much of its population. In December 1978, the last of Ensley's open-hearth steel furnaces was shut down and U. S. Steel began making cutbacks at Ensley plants. Despite the drain, many members of the Ensley community have remained loyal and support a series of efforts to diversify industry, improve the area, and restore its vitality and attractiveness. Today, Belview Heights remains an attractive subdivision with rows of well-maintained houses.¹⁰

Section 9: Major Bibliographical References

Alabama Mortgage Company, Record Transaction Books, 2 vols., Tutwiler Collection, Birmingham Public Library.

Atkins, Leah Rawls. *The Valley and the Hills: An Illustrated History of Birmingham and Jefferson County*. Windsor Publications, Inc.: Birmingham-Jefferson Historical Society, 1981.

Morris, Philip. *Designs on Birmingham*. Birmingham: Birmingham Historical Society, 1992.

Sanborn Fire Insurance Company Maps, City of Birmingham, 1925.

White, Marjorie Longenecker. *The Birmingham District: An Industrial History and Guide*. Birmingham: Birmingham Historical Society, 1981.

Section 10: Geographical Data

Verbal Boundary Description

The boundaries of the Belview Heights Historic District are delineated on the accompanying maps, scale 1" = 300 ft.

Boundary Justification

The boundary lines of the Belview Heights Historic District were drawn to incorporate 20 of the original 30 square blocks of the Belview Heights neighborhood and to include as many contributing and to exclude as many non-contributing resources as possible.

10. White, 103-105; Sanborn Fire Insurance Company Maps, 1925; Alabama Mortgage Company Records, 2 vols., Tutwiler Collection, Linn-Henley Library, Birmingham.

**United States Department of the Interior
National Park Service**

**NATIONAL REGISTER OF HISTORIC PLACES
CONTINUATION SHEET**

Section photographs Page 41

Name of Property: Belview Heights Historic District
County and State: Jefferson County, Alabama

**Belview Heights Historic District
Photographs**

The information contained in items 1-5 is the same for all photographs.

1. Belview Heights Historic District
2. Jefferson County, Alabama
3. Meredith Fiske, photographer
4. June, 1996
5. Negatives on file, Alabama Historical Commission
6. Inv. #3, 1304 41st Street, camera facing north
7. Photo #1

6. Inv. #8, 1316 41st Street, camera facing north
7. Photo #2

6. Inv. #25, 1401 41st Street, camera facing south
7. Photo #3

6. Inv. #45, 1441 41st Street, camera facing south
7. Photo #4

6. Inv. #52, 1507 41st Street, camera facing south
7. Photo #5

6. Inv. #64, 1536 41st Street, camera facing north
7. Photo #6

6. Inv. #69, 1545 41st Street, camera facing south
7. Photo #7

6. Inv. #110, 1340 42nd Street, camera facing north
7. Photo #8

6. Inv. #118, 1405 42nd Street, camera facing south
7. Photo #9

6. Inv. #120, 1409 42nd Street, camera facing south
7. Photo #10

6. Inv. #131, 1437 42nd Street, camera facing south
7. Photo #11

6. Inv. #134, 1441 42nd Street, camera facing south
7. Photo #12

**United States Department of the Interior
National Park Service**

**NATIONAL REGISTER OF HISTORIC PLACES
CONTINUATION SHEET**

Section photographs Page 42

Name of Property: Belview Heights Historic District
County and State: Jefferson County, Alabama

Photographs (cont'd)

6. Streetscape, 42nd Street, camera facing south
7. Photo #13

6. Inv. #205, 1400 43rd Street, camera facing north
7. Photo #14

6. Inv. #233, 1508 43rd Street, camera facing north
7. Photo #15

6. Inv. #250, 1601 43rd Street, camera facing south
7. Photo #16

6. Inv. #267, 1636 43rd Street, camera facing north
7. Photo #17

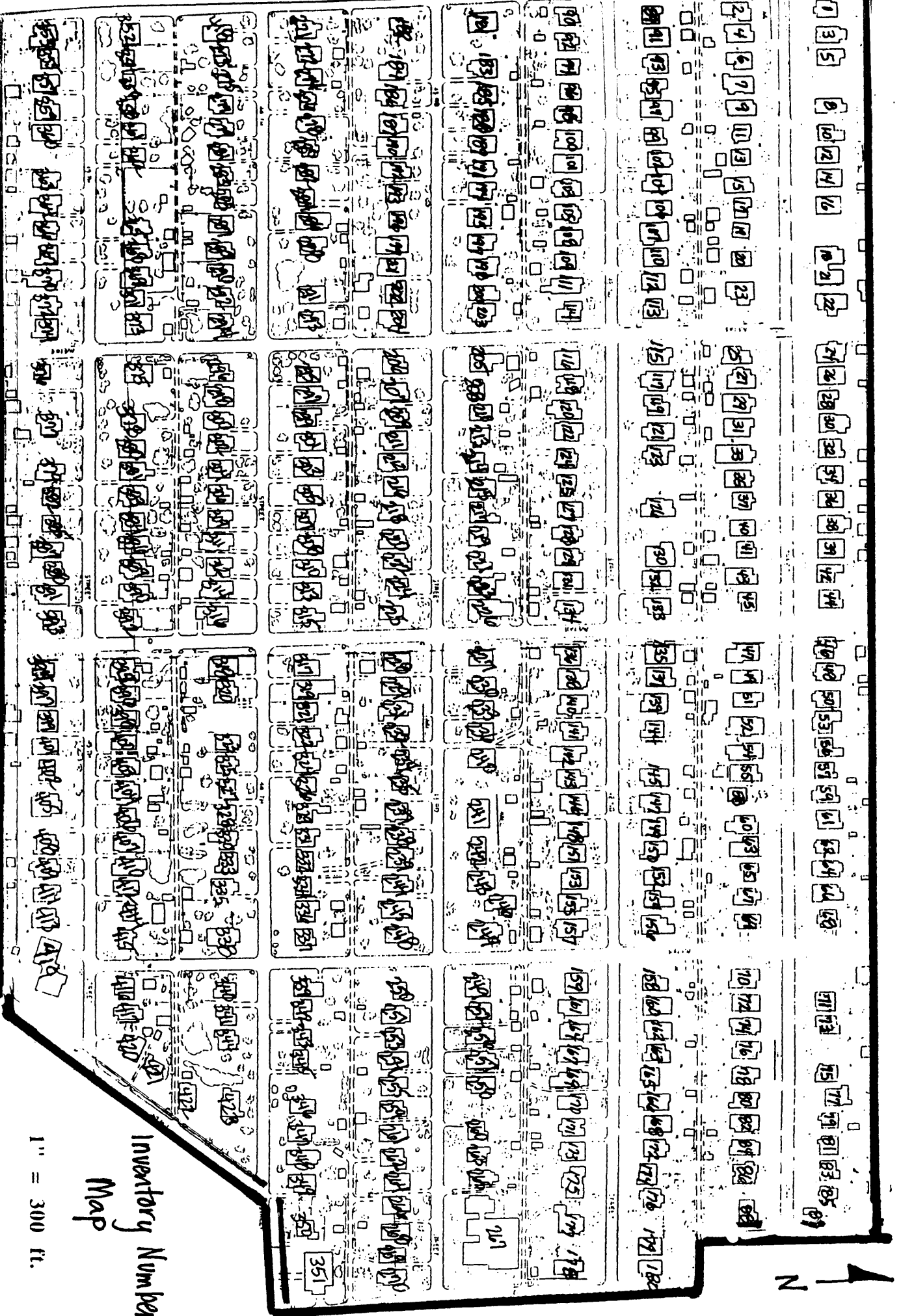
6. Inv. #292, 1345 44th Street, camera facing south
7. Photo #18

6. Inv. #351, 1644 44th Street, camera facing north
7. Photo #19

6. Inv. #418, 4401 M Avenue, camera facing east
7. Photo #20

6. Inv. #423, 1644 Martin Avenue, camera facing west
7. Photo #21

Belview Heights Historic District, City of Birmingham, Jefferson County, Alabama



Inventory Number Map

1" = 300 ft.

Belview Heights Historic District, City of Birmingham, Jefferson County, Alabama

