

NATIONAL REGISTER OF HISTORIC PLACES NOMINATION, GLACIER NATIONAL PARK

REGION: Rocky Mountain PARK/AREA NAME: Glacier National Park PARK NUMBER: 1430

STRUCTURE NAME: Huckleberry Fire Lookout STRUCTURE NUMBER: 587

LOCATION OF STRUCTURE: Summit of Huckleberry Mt. QUADRANGLE NAME: Huckleberry Mt., MT

Zone Easting Northing Zone Easting Northing QUADRANGLE SCALE: 7.5-minute
 UTM A: 11 711320 5386780 C:
 UTM B: D:

CLASSIFICATION:		NUMBER OF RESOURCES:			
OWNERSHIP OF PROPERTY:	CATEGORY:	CONTRIBUTING	NONCONTRIBUTING		
<input type="checkbox"/> Private	<input checked="" type="checkbox"/> Building(s)	<u>1</u>	<input type="checkbox"/>	<input type="checkbox"/>	Buildings
<input type="checkbox"/> Public-Local	<input type="checkbox"/> District	<input type="checkbox"/>	<input type="checkbox"/>	<input type="checkbox"/>	Sites
<input type="checkbox"/> Public-State	<input type="checkbox"/> Site	<input type="checkbox"/>	<input type="checkbox"/>	<input type="checkbox"/>	Structures
<input checked="" type="checkbox"/> Public-Federal	<input type="checkbox"/> Structure	<input type="checkbox"/>	<input type="checkbox"/>	<input type="checkbox"/>	Objects
<input type="checkbox"/> Mixed/private & public	<input type="checkbox"/> Object	<u>1</u>	<input type="checkbox"/>	<input type="checkbox"/>	TOTAL

ARCHITECTURAL DESCRIPTION AND EVALUATION:

The Huckleberry fire lookout is a two-story, square (14x14 ft.), frame building with 1"x10" lapboard siding and a pyramidal hip roof covered with rolled asphalt. The structure is set on a rubblestone and concrete pad foundation. The lower level is solid with a single board-and-batten entry. The upper level is reached by a 2x8" plank stairway. Double pane windows and a catwalk wrap around four sides of the upper level. The structure is in good condition. This lookout is a standard, wood frame, 14x14-ft. house set on a 10-ft. tower with catwalk. The basic plan, originally designed by the United States Forest Service, was often modified and revised by both Forest and Park Service engineers. The Huckleberry lookout has good integrity of materials, design, and workmanship and is significant in the architectural history of Glacier National Park.

HISTORICAL DEVELOPMENT AND EVALUATION:

DATE OF CONSTRUCTION: 1933

A cabin with a lookout on top, constructed on Huckleberry Mountain in 1923, was replaced by the present lookout in 1933.¹ This fire lookout is one of several similar buildings constructed in Glacier National Park between the late 1920s and the early 1940s to protect park lands from the always critical threat of fire. A planned network of lookouts within the Park and on adjoining national forest lands allowed reciprocal surveillance of both areas. The series of lookouts in Glacier succeeded for many years in reducing the number of disastrous fires in the park. Today, air observation allows a more comprehensive coverage of the park and has replaced the manned lookout almost entirely. The Huckleberry lookout is significant because it illustrates an important aspect in the management and conservation of timber resources in Glacier National Park.

STATEMENT OF SIGNIFICANCE:

The Huckleberry fire lookout is a significant resource both architecturally and historically. It meets the eligibility requirements for listing on the National Register of Historic Places under criteria a and c.

BIBLIOGRAPHIC REFERENCE:

¹Superintendent's Annual Report, 1923, Glacier National Park.

FORM PREPARED BY:

DATE: June 1984

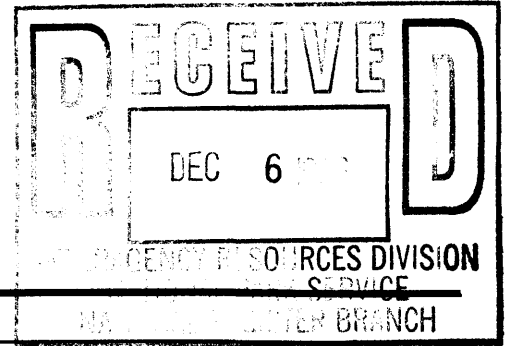
NAME/TITLE:

ORGANIZATION: Historical Research Associates, P.O. Box 7086, Missoula, MT 59807-7086

United States Department of the Interior
National Park Service

National Register of Historic Places Continuation Sheet

Huckleberry Lookout (addendum), Flathead County, MT.



3. State/Federal Agency Certification

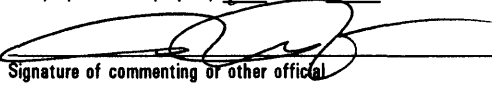
As the designated authority under the National Historic Preservation Act of 1986, as amended, I hereby certify that this X nomination ___ request for determination of eligibility meets the documentation standards for registering properties in the National Register of Historic Places and meets the procedural and professional requirements set forth in 38 CFR Part 60. In my opinion, the property X meets ___ does not meet the National Register Criteria. I recommend that this property be considered significant ___ nationally ___ statewide X locally. (___ See continuation sheet for additional comments.)


Signature of certifying official/Title

12.5.95
Date

National Park Service
State or Federal agency or bureau

In my opinion, the property 1 meets ___ does not meet the National Register criteria.


Signature of commenting or other official

SEP 29 1995
Date

Montana State Historic Preservation Office
State or Federal agency and bureau

4. National Park Service Certification

I, hereby certify that this property is:

Signature of the Keeper

Date of Action

___ entered in the National Register
___ see continuation sheet

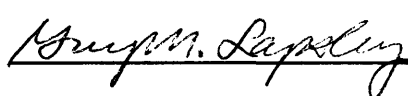
___ determined eligible for the National Register
___ see continuation sheet

___ determined not eligible for the National Register
___ see continuation sheet

___ removed from the National Register
___ see continuation sheet

other (explain)

Additional Documentation Accepted



1/19/96

United States Department of the Interior
National Park Service

National Register of Historic Places Continuation Sheet

Section number 7 Page 2 Huckleberry Lookout (addendum), Flathead County,
MT.

Building Interior

The Huckleberry Lookout is listed in the National Register of Historic Places. Additional documentation is provided below for the purpose of describing and evaluating the interior for integrity and significance.

7. Narrative Description

Summary

Fire lookouts were generally constructed from standardized building packages, packed to the lookout site for assembly. Most were also constructed following the mid-1920s increase in lookout-construction appropriations and prior to the 1930s advent of aerial fire detection and suppression. This use of standard plans and the short construction period resulted in a remarkable degree of uniformity in interior design, not only in park lookouts but also in contemporaneous lookouts built on the forests of the USFS Northern Region. Paneled or vertical-plank doors (like the windows, paired with full-length "storms") provided access. In a classic case of design following function, large multi-light awning windows dominated all four elevations; painted 2" to 4" tongue-and-groove planks covered the small expanse of exposed interior wall. Floors were generally finished with painted 3-inch to 6-inch softwood. Fixed furnishings included the critical and centrally located fire finders, a wood-burning stove, a small cot, a wood table and chair(s), and wall-mounted cupboards located above the window banks, near the ceilings. Ceilings were either open/exposed truss or, if dropped, finished with painted tongue-and-groove planks and containing a hinged door leading to the "attic" storage space. Food and equipment storage areas in the "basement" were unfinished and accessed by vertical-board or paneled wood doors.

Huckleberry Lookout (#587), 1933

As befits its function, pairs of large two-light windows dominate the interior of this small building. Two-inch floorboards, painted grey and paired with 3" baseboards (painted white), cover the floors. The same 3" planks (either shiplap or tongue-and-groove) cover the walls and ceiling; these boards are laid vertically below the windows and horizontally above. Walls are painted white and the ceiling is painted grey. A trap door, also constructed of 3" planks, provides access to the attic storage space. Two-inch boards frame all windows and the five-panel exterior door.

Furnishings include a gas range and refrigerator; free-standing cupboard units constructed of 3" planks (all countertops are currently covered with blue floral contact paper); a table; two crude handmade wooden chairs; the centrally located fire finder. Shelves have been constructed above the windows and hold a variety of household goods.

The basement storage area, created by the elevated construction of the primary component and accessed through a vertical-plank door, is unfinished, with dirt floors and exposed frame walls and ceiling. Open shelves and the floor space are littered with tools, propane tanks, bedframes, and miscellaneous equipment.

United States Department of the Interior
National Park Service

National Register of Historic Places Continuation Sheet

Section number 8, Photographs Page 3 Huckleberry Lookout (addendum),
Flathead County, MT.

8. Statement of Significance

The interior is unmodified and contributes to the building's significance.

Photographs

- 1) Photographer: Jason Wilmot
- 2) Date of Photographs: June 1993
- 3) Location of Negatives: National Park Service, RMR-RC, Denver, CO.

PHOTO NUMBER	BUILDING NAME AND NUMBER	DESCRIPTION
1	Huckleberry Lookout (#587)	Interior-southeast corner
2	Huckleberry Lookout (#587)	Interior-door detail (note homemade chair)