

United States Department of the Interior  
National Park Service

For NPS use only

National Register of Historic Places  
Inventory—Nomination Form

received MAR 17 1987  
date entered

See instructions in *How to Complete National Register Forms*  
Type all entries—complete applicable sections

1. Name

A. H. SWEET RESIDENCE AND ADJACENT SMALL HOUSE

SAME

historic

SAME

and/or common

2. Location

street & number 435 WEST SPRUCE STREET AND 3141 CURLEW ST.

N/A not for publication

city, town SAN DIEGO

N/A vicinity of

state CALIF.

code 06

county SAN DIEGO

code 073

3. Classification

Category

- district
- building(s)
- structure
- site
- object

Ownership

- public
  - private
  - both
- Public Acquisition
- in process
  - being considered
  - N/A

Status

- occupied
  - unoccupied
  - work in progress
- Accessible
- yes: restricted
  - yes: unrestricted
  - no

Present Use

- agriculture
- commercial
- educational
- entertainment
- government
- industrial
- military
- museum
- park
- private residence
- religious
- scientific
- transportation
- other USE PENDING

4. Owner of Property

name SAN DIEGO HISTORICAL SOCIETY AND JAMES E. WHELAN

street & number POST OFFICE BOX 81825 3141 CURLEW ST.

city, town SAN DIEGO 92138 vicinity of SAN DIEGO 92103 state CALIF.

5. Location of Legal Description

courthouse, registry of deeds, etc. SAN DIEGO COUNTY RECORDER

street & number 1600 PACIFIC HIGHWAY

city, town SAN DIEGO state CALIF.

6. Representation in Existing Surveys

title SAN DIEGO HISTORICAL SITE BOARD ROSTER has this property been determined eligible?  yes  no

date FEB. 26, 1986 #200  federal  state  county  local

depository for survey records SAN DIEGO CITY PLANNING DEPARTMENT

city, town SAN DIEGO state CALIF.

# 7. Description

Condition  excellent  deteriorated  unaltered  original site  
 good  ruins  altered  moved date N/A  
 fair  unexposed

## Describe the present and original (if known) physical appearance

THE SWEET HOUSE IS AN ARCHITECTURAL TREASURE. A LARGE, IMPOSING STRUCTURE, ESSENTIALLY UNALTERED FROM ITS ORIGINAL CONDITION, IT STILL CONTAINS MOST OF ITS ORIGINAL FURNISHINGS. IT IS AN ALTOGETHER UNIQUE DESIGN AND A VALUABLE EXAMPLE OF THE "STATE OF THE ART" OF ITS TIME.

THE UNUSUAL CHARACTER OF THE DESIGN DERIVES PARTLY FROM ITS SLOPING SITE AND PARTLY FROM THE STYLISTIC ELEMENTS INCORPORATED IN THE DESIGN. THE NATURAL GRADE IS APPROXIMATELY TEN FEET ABOVE SPRUCE STREET AT THE NORTHEAST CORNER OF THE SITE WHERE THE STREET WAS CUT THROUGH THE CREST OF THE RIDGE WHICH RUNS NORTH AND SOUTH BETWEEN BRANT AND CURLEW. THE BUILDING SITE'S NATURAL SLOPE IS DOWN TO THE WEST AND SOUTH FROM THIS HIGH POINT ABOVE SPRUCE STREET.

IN ORDER TO PRESERVE THE MAXIMUM VIEW OF THE HARBOR AND PT. LOMA, THE HOUSE IS SET ON A BUILT-UP TERRACE WHICH IS AN EXTENSION AND EXPANSION OF THE NATURAL HIGH POINT, TEN FEET ABOVE SPRUCE STREET. THE RESULTING HIGH RETAINING WALL OF THE NORTH SIDE OF THE HOUSE, JUST BACK OF THE SIDEWALK, IS INTERRUPTED ONLY BY AN ARCHED OPENING LEADING TO THE BASEMENT GARAGE AND A GRILLED OPENING TO A TUNNEL PROVIDING FRESH AIR TO THE BASEMENT FURNACE ROOM. THE HIGH RETAINING WALL CONTINUES AROUND THE CORNER ALONG THE WEST SIDE WHERE IT BECOMES EVEN HIGHER BECAUSE OF THE DESCENDING GRADE ON CURLEW STREET GOING SOUTH.

THE ENTRANCE NEAR THE CORNER IS UNIMPOSING, EVEN SOMEWHAT OBSCURE. A 90 DEGREE TURN IS REQUIRED JUST BEFORE ENTERING THE ROUND ARCHED OPENING IN THE HIGH PERIMETER WALL. THE BRICK ENTRANCE WALK AND FLIGHTS OF STEPS ARE PARALLEL TO AND JUST BEHIND THE NORTH RETAINING WALL RISING GRADUALLY BETWEEN RAISED PLANTERS TO A PAVED ENTRANCE TERRACE OPPOSITE THE ARCHED FRONT DOORS. THIS ENTRANCE EXPERIENCE ESTABLISHES A MOOD OF REMOTENESS AND SEPARATION FROM THE STREET WHICH IS CONSISTENTLY MAINTAINED IN ALL PLANNING AND DESIGN ELEMENTS.

THE SERVICE ENTRANCE IS ALSO SOMEWHAT HIDDEN: A FLIGHT OF STEPS LEADING UP TO THE EAST SIDE OF THE HOUSE IS ENTERED THROUGH A POINTED ARCH WHICH IS LOCATED IN THE SIDE OF THE TUNNEL LIKE ENTRANCE TO THE GARAGE. A SERVICE AND CLOTHES DRYING YARD LOCATED ABOVE THE GARAGE ENTRANCE IS SCREENED BY A HIGH EXTENSION OF THE PERIMETER RETAINING WALL. THIS SYSTEM OF WALLS LOCATED ON THE NORTH PROPERTY LINE GIVES A SOMEWHAT OLD-WORLD FEEL WHICH IS NOT ALLOWED NOW BECAUSE OF THE CURRENT SETBACK REQUIREMENTS.

ON THE WEST, THE HIGH RETAINING WALL WHICH CREATES THE HILLTOP PLATFORM FOR THE HOUSE IS SET BACK ABOUT TWENTY FEET FROM THE SIDEWALK AND THE SPACE BETWEEN IS HEAVILY LANDSCAPED WITH A LOWER WALL, SHRUBS AND TREES. THIS SOFTENS THE ALMOST FORTRESS LIKE ASPECT OF THE NORTH SIDE AND AT THE SAME TIME MAINTAINS PRIVACY. THE HOUSE IS SET BACK AND SEPARATED FROM THE RETAINING WALL BY A BRICK TERRACE WITH A BORDER OF ROSE BUSHES SO THAT FROM THE STREET, THE FIRST STORY IS ALMOST COMPLETELY HIDDEN WHILE THE VIEW OUT TO THE HARBOR IN THE DISTANCE IS UNOBSTRUCTED.

ANOTHER MAJOR GARDEN AREA IS A COMPLETELY ENCLOSED PATIO AT THE SOUTH SIDE OF THE HOUSE. THE EAST AND WEST SIDES OF THIS GARDEN EACH HAVE A HEAVY PEELED LOG TRELLIS SUPPORTING CLIMBING ROSES. THE SOUTH SIDE IS A FULL HEIGHT WALL WITH A CENTRAL WALL FOUNTAIN. THE NORTH SIDE IS A BANK OF FRENCH DOORS OPENING FROM THE DINING ROOM.

**United States Department of the Interior  
National Park Service**

**National Register of Historic Places  
Inventory—Nomination Form**

For NPS use only  
received  
date entered

Continuation sheet

Item number 7. DESCRIPTION Page 1

THE SWEET HOUSE WAS DESIGNED AND BUILT IN CONJUNCTION WITH A SMALLER HOUSE ADJACENT TO THE SOUTH. THIS SMALLER STRUCTURE IS ALMOST COMPLETELY HIDDEN FROM VIEW FROM THE LARGER HOUSE BY THE SOUTH WALL OF THE PATION GARDEN. ALSO, BECAUSE OF THE DESCENDING SLOPE TO THE SOUTH, ITS MAIN FLOOR LEVEL IS SOMEWHAT LOWER THAN THAT OF THE LARGER HOUSE. THE WEST WALL OF THE PATIO GARDEN WITH ITS GLAZED CIRCULAR ARCHES EXTENDS TO THE SOUTH AND BECOMES THE WEST WALL OF THE SMALLER HOUSE. THE SMALL HOUSE THUS BECOMES, VISUALLY AN EXTENSION OF THE MAIN HOUSE. ITS EXTERIOR IS PLAIN AND SOMEWHAT BOXLIKE WITH AN UNORNAMENTED PARAPET ROOF. CONTINUITY WITH THE MAIN HOUSE DESIGN IS MAINTAINED THROUGH THE USE OF THE SAME PLASTER COLOR AND TEXTURE, MISSION TILE OVER WINDOWS, AND CIRCULAR ARCHED OPENINGS AT THE ENTRANCE PORCH. THE TERRACE GARDEN SOUTHWEST OF THE SWEET HOUSE CONTINUES TO THE SOUTH IN ANOTHER LOWER TERRACE WHICH IS ALSO THE FRONT YARD OF THE SMALLER HOUSE. THE GARDEN TERRACES TERMINATE AT THE SOUTH IN A GARAGE AT CURLEW STREET AND A LONG FLIGHT OF STEPS LEADING FROM THE STREET UP TO THE ENTRANCE OF THE SMALL HOUSE. THE SYSTEM OF RETAINING WALLS AND GARDENS AND THE TWO-HOUSES ARE AN INTEGRATED DESIGN WHICH READS AS AN UNDIVIDED ENTITY. THE TWO WIDELY SEPARATED GARAGES WHICH MARK THE EXTREMITIES OF THE TWO STREET FRONTAGES HAVE IDENTICAL DOORS.

THE SITE PLANNING AND GARDEN AREAS ARE SO MUCH A PART OF THE HOUSE AND THE HOUSE SO DEPENDENT ON THE SITE AND GARDENS THAT THEY MUST BE CONSIDERED AS A UNIT. YET THE HOUSE HAS SO MANY DISTINCTIVE DESIGN ELEMENTS, BOTH INTERIOR AND EXTERIOR THAT IT WOULD QUALIFY AS AN IMPORTANT ENTITY IN ITS OWN RIGHT.

TO DEFINE THE ARCHITECTURAL STYLE OF THE SWEET HOUSE IS NOT A SIMPLE MATTER. INITIALLY, THE IMPRESSION MAY BE THAT IT IS SPANISH-COLONIAL, AS INDICATED BY THE MISSION TILE ROOF, WROUGHT IRON BALCONY RAILINGS AND CIRCULAR ARCHED OPENINGS AT GARAGE AND ENTRANCE. ON FURTHER INSPECTION, HOWEVER, THERE ARE SEEN TO BE OTHER ELEMENTS WHICH DO NOT CLEARLY OR AUTOMATICALLY FALL UNDER THIS CLASSIFICATION. THE EXAGGERATED HEAVY TIMBER EAVE MEMBERS AND THE WIDE OVERHANGING GABLE ROOF FORM WHICH IS REPEATED IN THREE CHIMNEYS IS A DEPARTURE FROM THE HIPPED ROOF AND MOLDED STUCCO EAVES USUALLY ASSOCIATED WITH THE SPANISH-COLONIAL STYLE. OTHER UNCOMMON FEATURES ARE THE WOOD GRILLES USED AT THE SLEEPING PORCHES WHICH ARE LOCATED AT THE CENTER OF THE EAST AND WEST SIDES OF THE SECOND STORY. WOOD GRILLES IN THEMSELVES ARE NOT OUT OF PLACE NOR UNUSUAL, HOWEVER, THE INCORPORATION OF ORIENTAL STYLED ARCHES IS UNEXPECTED. THIS TWO-CENTERED ARCH FORM IS REPEATED IN THE TILED FOUNTAIN PANEL AT THE SOUTH END OF THE PATIO AND ALSO IN THE GATE AT THE NORTHEAST CORNER OF THE PATIO. SO THERE ARE THREE DIFFERENT ARCH FORMS EMPLOYED: CIRCULAR AT ENTRANCE, GARAGE AND WEST SIDE OF PATIO, POINTED AT SERVICE ENTRANCE, AND FINALLY THE HORSESHOE SHAPED ORIENTAL OR MOORISH ARCHES AS DESCRIBED ABOVE.

WINDOWS AND DOORS ADD TO THE STYLISTIC CONFUSION. THE CIRCULAR ARCHED ENTRANCE DOORS ARE 10 LIGHT GLAZED DOORS INSTEAD OF HEAVY PLANK DOORS WITH WROUGHT IRON NAIL HEADS WHICH WOULD BE EXPECTED AND WHICH ARE USED AT THE GARAGE. MULTI-PANED DOORS ARE USED AGAIN AT THE LIVING AND DINING ROOMS, HOWEVER, THE PORCH WEST OF THE LIVING ROOM IS ENCLOSED WITH SINGLE PANED GLAZED DOORS.

**United States Department of the Interior  
National Park Service**

**National Register of Historic Places  
Inventory—Nomination Form**

For NPS use only

received

date entered

Continuation sheet

Item number 7. DESCRIPTION Page 2.

THE LATTER ARE ALSO USED AT THE BEDROOM BALCONY AT THE SOUTHWEST CORNER ABOVE. WINDOWS, LIKEWISE ARE A MIX OF MULTIPANED AND SINGLE PANE SASH, INDICATING A CONCERN MORE WITH FUNCTION SUCH AS VIEW RATHER THAN WITH STYLE.

THE FLAT ROOF OF THE LARGE ENCLOSED PORCH IS AN IMPORTANT FEATURE NOT CONSISTENT WITH ANY OF THE THEN CURRENT ESTABLISHED ARCHITECTURAL STYLES. ITS DETAILING, ESPECIALLY THE COFFERED REDWOOD CEILING, IS RELATED TO THE CRAFTSMAN STYLE WHILE THE LIGHT FIXTURES ARE ORIENTAL.

TO SUMMARIZE THE QUESTION OF STYLE, IT IS CLEARLY ACCURATE TO SAY THIS IS AN ECLECTIC DESIGN, ONE WHICH DOES NOT FIT PRECISELY WITHIN ANY RECOGNIZED STYLE, BUT WHICH BORROWS AND IMPROVISES FREELY. THE SPANISH AND MOORISH THEMES ARE PREDOMINANT, SO THE DESIGNATION OF SPANISH/ECLECTIC IS APPROPRIATE. SIMILARITIES TO EARLIER WORKS BY IRVING GILL ARE OBVIOUS IN THE UNORNAMENTED CIRCULAR ARCHES AND IN THE BALCONY OVER THE FRONT DOORS.

**PHYSICAL DETAILS**

A. FOUNDATION AND BASEMENT: REINFORCED CONCRETE, PLASTERED. BASEMENT CONSISTS OF GARAGE AND FURNACE ROOM. A PANEL OF PRISM GLASS SIDEWALK LIGHTS IS LOCATED IN THE SERVICE YARD ABOVE AND JUST INSIDE THE GARAGE DOORS.

B. NUMBER OF STORIES: TWO PLUS BASEMENT.

C. EXTERIOR WALLS: HOLLOW TILE, PLASTERED. INTERIOR WALLS ARE WOOD STUDS AND PLASTER. CONCEALED STEEL BEAMS SPAN OVER LARGE OPENINGS.


D. DOORS AND WINDOWS: WOOD SASH AND GLAZED WOOD DOORS ARE AS NOTED ABOVE. INTERIOR DOORS ARE FLUSH PHILLIPINE MAHOGANY, OR GUM WITH NATURAL FINISH AT FIRST STORY AND UPPER STAIR HALL. BEDROOM AND BATH DOORS ARE SINGLE PANEL, PAINTED. WIDE SLIDING DOORS SEPARATE DINING ROOM FROM STAIR HALL AND FROM LIVING ROOM, ALSO LIVING ROOM FROM GLASS ENCLOSED PORCH. THIS ALLOWS FOR THE CHOICE OF AN OPEN INFORMAL PLAN OR A MORE SEPARATED FORMAL ARRANGEMENT.

E. ROOF AND CHIMNEYS: MAIN ROOF AND CHIMNEYS HAVE MISSION TILE IN GABLE FORM AS DESCRIBED ABOVE. FLAT ROOF AT GLASS ENCLOSED PORCH IS COVERED WITH MINERAL SURFACED GREEN ROLL ROOFING.

F. INTERIORS: THE INTERIORS ARE QUITE NOTEWORTHY. FLOORS ARE HARDWOOD WITH WIDE BORDER LAYOUT. WOOD SPECIES IS OAK EXCEPT AT BEDROOMS WHICH ARE MAPLE. WALLS ARE PLASTERED, BUT WITH EXTENSIVE USE OF HARDWOOD AT BASE, AROUND DOORS AND WINDOWS, AT UPPER WALLS, AND AS A BORDER ON CEILINGS IN THE DOWNSTAIRS MAJOR ROOMS. THE ENTRY HALL HAS DEEP ARCHED OPENINGS TO STAIRHALL, LIVING ROOM AND STUDY, ALL FINISHED WITH PHILLIPINE MAHOGONY. THE STUDY HAS A FLUSH WAINSCOT OF GUM HARDWOOD. ALL HARDWOOD HAS A NATURAL WAXED FINISH. THE STAIR HALL IS NOTABLE FOR ITS USE OF HEAVY OAK PLANKS ON STEPS AND ALSO AT THE UPSTAIRS GUARD RAIL. BOTH THIS STAIR AND THE BASEMENT STAIR HAVE BEEN FITTED WITH AN INCLINED MECHANICAL CHAIR LIFT. THE UPPER STAIR HALL BORROWS LIGHT FROM ADJACENT SLEEPING PORCH AND BATHROOM THROUGH AMBER OBSCURED GLASS PANELS.

**United States Department of the Interior  
National Park Service**

**National Register of Historic Places  
Inventory—Nomination Form**



Continuation sheet

Item number 7. DESCRIPTION Page 3

G. MISCELLANEOUS: HEATING IS BY A CENTRAL GAS FIRED FURNACE WITH A GRAVITY FLOW DUCT SYSTEM. LIGHTING IS BY A COMBINATION OF CEILING AND WALL FIXTURES. NOTABLE ARE ALABASTER CEILING FIXTURES IN THE LIVING AND DINING ROOMS. WALL FIXTURE DESIGN VARIES FROM ROOM TO ROOM; SOME ARE QUITE ORNATE. SPECIAL LIGHTING IN THE LIVING ROOM INCLUDES TWO SMALL RECESSED LIGHTS AT EACH SIDE OF THE MANTEL WITH PAINTED GLASS IN AN ORIENTAL MOTIF. ANOTHER LIGHT IS RECESSED IN THE CENTER OF THE MANTEL UNDER A TILTING FLUSH WOOD PANEL. WHEN THE PANEL IS OPENED THE LIGHT IS DIRECTED UPWARD TO ILLUMINATE AN OIL PAINTING WHICH IS MOUNTED DIRECTLY TO THE WALL AND FRAMED BY THE MAHOGANY TRIM USED IN THIS ROOM. OTHER BUILT-IN LIGHTING OCCURS AT THE EXTERIOR ABOVE THE ENTRANCE ARCH AND IN WALL NICHES AT THE EAST WALL OF THE PATIO. LIGHTS AT THE KITCHEN AND SERVICE AREAS ARE BARE BULBS IN POLCELAIN RECEPTACLES.

SPECIAL FEATURES INCLUDE AN INTERCOMMUNICATION SYSTEM, A BUILT-IN VACUUM SYSTEM, AND A RECESSED TELEPHONE COMPARTMENT IN THE UPPER HALL WITH A PULL-DOWN DOOR WHICH SERVES AS A SMALL DESK. THERE IS A FABRIC SCREENED PANEL ABOVE WHICH CONCEALS BATTERIES FOR THE INTERCOM SYSTEM. ALTHOUGH ELECTRICAL WIRING IS GENEROUSLY PROVIDED FOR LIGHTING, THERE ARE VERY FEW ELECTRICAL CONVENIENCE OUTLETS, A REMINDER THAT THE ERA OF APPLIANCES AND RADIO HAD NOT YET ARRIVED.

HARDWARE IS OF GOOD QUALITY, BRASS AND BRONZE. NOTEWORTHY ALSO ARE THE HEAVY WROUGHT IRON RING PULLS AND STRAP HINGES AT GARDEN GATE AND GARAGE DOOR.

CARPETS AND FURNISHINGS ARE ORIGINAL. MANY ITEMS WERE COLLECTED BY MRS. SWEET ON HER EXTENSIVE WORLD TRAVELS.

**ADDITIONS, ALTERATIONS AND RESTORATIONS**

THERE HAVE BEEN NO MAJOR CHANGES TO THE SWEET HOUSE. MINOR ALTERATIONS SUCH AS THE CHAIR LIFTS AT THE TWO STAIRS AND THE REPLACEMENT OF SOME ORIGINAL PUSH BUTTON LIGHT SWITCHES WITH TOGGLE TYPE SWITCHES ARE REVERSABLE. COUNTER TOPS IN KITCHEN AND PANTRY WHICH WERE ORIGINALLY EXPOSED WOOD HAVE BEEN COVERED WITH LAMINATED PLASTIC.

*Resource Count: 2 contributing buildings  
1 contributing structure  
(Kate Session's formal east garden)*

# 8. Significance

Period	Areas of Significance—Check and justify below			
<input type="checkbox"/> prehistoric	<input type="checkbox"/> archeology-prehistoric	<input type="checkbox"/> community planning	<input type="checkbox"/> landscape architecture	<input type="checkbox"/> religion
<input type="checkbox"/> 1400-1499	<input type="checkbox"/> archeology-historic	<input type="checkbox"/> conservation	<input type="checkbox"/> law	<input type="checkbox"/> science
<input type="checkbox"/> 1500-1599	<input type="checkbox"/> agriculture	<input type="checkbox"/> economics	<input type="checkbox"/> literature	<input type="checkbox"/> sculpture
<input type="checkbox"/> 1600-1699	<input checked="" type="checkbox"/> architecture	<input type="checkbox"/> education	<input type="checkbox"/> military	<input type="checkbox"/> social/
<input type="checkbox"/> 1700-1799	<input type="checkbox"/> art	<input type="checkbox"/> engineering	<input type="checkbox"/> music	<input type="checkbox"/> humanitarian
<input type="checkbox"/> 1800-1899	<input type="checkbox"/> commerce	<input type="checkbox"/> exploration/settlement	<input type="checkbox"/> philosophy	<input type="checkbox"/> theater
<input checked="" type="checkbox"/> 1900-1914	<input type="checkbox"/> communications	<input type="checkbox"/> industry	<input type="checkbox"/> politics/government	<input type="checkbox"/> transportation
		<input type="checkbox"/> invention		<input checked="" type="checkbox"/> other (specify)
				FAMILY PROMINENCE

Specific dates 1914 Builder/Architect Mead and Requa

**Statement of Significance (in one paragraph)**

THE SWEET HOUSES AND GARDENS ARE HIGHLY SIGNIFICANT AT THE LOCAL LEVEL AS UNALTERED EXAMPLES OF DOMESTIC ARCHITECTURE OF THE PERIOD. THE SPANISH/ECLECTIC STYLE, INDOOR-OUTDOOR RELATIONSHIPS, AND THE INTEGRATED DESIGN OF THE TWO STRUCTURES WITH THE SITE ARE OUTSTANDING DESIGN ACOMPLISHMENTS. THE HOUSES ARE ALSO SIGNIFICANT FOR THE ARCHITECTS, MEAD AND REQUA WHO WERE OUTSTANDING DESIGNERS OF LOCAL PROMINENCE. KATE SESSIONS, DESIGNER OF THE EAST GARDEN WAS THE MOST RESPECTED AND PROLIFIC HORTICULTURIST IN SAN DIEGO IN THE EARLY YEARS OF THIS CENTURY. A. H. SWEET AT THE TIME OF HIS DEATH WAS CONSIDERED THE LEADING MEMBER OF THE SAN DIEGO BAR.

THE A. H. SWEET RESIDENCE WAS BUILT BY ADELBERT HIRAM SWEET IN 1914. TO ESTABLISH THIS, THE FOLLOWING ITEMS ARE PRESENTED: (A) ADELBERT H. SWEET TOOK POSSESSION OF LOTS ABC, BLOCK 364, HORTON'S ADDITION BY DEED 462/110, ON APRIL 21, 1909, RECEIVED FROM THE SAN DIEGO TITLE INSURANCE GUARANTEE & TRUST COMPANY; (B) EXTENSIVE ARCHITECTURAL DRAWINGS AND SPECIFICATIONS UNDER THE NAME OF SWEET FOR THIS TIME PERIOD ARE AVAILABLE IN THE SAN DIEGO HISTORICAL SOCIETY ARCHIVES UNDER "SWEET FAMILY COLLECTION"; ADDITIONALLY, THERE ARE RECORDS FOR THE PAYMENT OF BOTH THE CONSTRUCTION AND THE DECORATION OF THE HOUSE; (C) A. H. SWEET AND HIS FAMILY WERE ADDRESSED AT 435 W. SPRUCE STREET FROM 1915 TO 1985 WHEN SWEET'S DAUGHTER DIED; (D) FROM 1915, THE SWEET FAMILY PRESENTED THE HOUSE AS THEIR HOME, STATING THEY HAD BUILT IT IN 1914.

ADELBERT HIRAM SWEET CAME TO SAN DIEGO IN JULY 1885 - (1) AS A YOUNG ATTORNEY WITH HIS BRIDE, LEONA. THEY CAME BECAUSE OF THE CLAIM OF THE "MOST SALUBRIOUS CLIMATE". LEONA HAD CONTRACTED TUBERCULOSIS AND THEY HOPE THAT THE CITY'S PUBLICIZED HEALTH-GIVING WEATHER WOULD RESTORE HER TO HEALTH. APPARENTLY, HER CONDITION WAS TOO ADVANCED FOR SHE DIED NINE MONTHS LATER. AFTER LEONA'S DEATH, SWEET REMAINED IN SAN DIEGO AND UNTIL HIS DEATH IN 1924, HE INFLUENCED THE JUDICIAL GROWTH OF SAN DIEGO. BORN IN 1857 - (2) IN A LOG CABIN IN OHIO, HE GRADUATED FROM BALDWIN COLLEGE IN BEREA, OHIO, AND TOOK HIS LAW DEGREE FROM THE UNIVERSITY OF MICHIGAN IN 1883. HE PASSED THE KANSAS BAR IN 1884.

FROM 1885 TO 1896, SWEET PRACTICED LAW - (3) ALONE AND IN PARTNERSHIPS WITH A. C. YOUNKIN AND THEN W. A. SLOANE AND L. R. KIRBY. IN 1894, HE MARRIED THE SHERMAN SCHOOL PRINCIPAL, AMY WHATMORE - (4) WHO HAD COME TO SAN DIEGO IN 1888. IN 1894 SWEET WAS APPOINTED A UNITED STATES COMMISSIONER (5), AN OFFICE HE HELD UNTIL 1896. SWEET BECAME SAN DIEGO COUNTY ATTORNEY IN ONE OF THE CITY'S MORE UNUSUAL APPOINTMENTS. WILLIAM DARBY WAS ELECTED TO SUCCEED MARTIN LUTHER WARD AS DISTRICT ATTORNEY IN 1894. THREE WEEKS BEFORE HE WAS TO TAKE THE OATH OF OFFICE, DARBY COMMITTED SUICIDE. THE BOARD OF SUPERVISORS CONCLUDED THAT DARBY WAS AN INCUMBENT FOR HE HAD ALREADY POSTED HIS BOND (6) SO THEY APPOINTED WARD TO SUCCEED HIMSELF. THIS WAS OVERTURNED BY THE

# 9. Major Bibliographical References

PLEASE SEE ATTACHED

# 10. Geographical Data

Acres of nominated property .413

Quadrangle name POINT LOMA QUADRANGLE

Quadrangle scale 1:24000

### UTM References

A 

111	484410	3622104
Zone	Easting	Northing

B 

Zone	Easting	Northing

C 

--	--	--

D 

--	--	--

E 

--	--	--

F 

--	--	--

G 

--	--	--

H 

--	--	--

### Verbal boundary description and justification

LOTS ABC AND WEST 30 FEET OF LOTS LK, BLOCK 364, HORTON'S ADDITION. *These are the historic boundaries.*

### List all states and counties for properties overlapping state or county boundaries

state N/A code county N/A code

state code county code

# 11. Form Prepared By

name/title ROBERT D. FERRIS, A.I.A. (ARCHITECTURAL)  
PATRICIA A. SCHAECHLIN (HISTORICAL)

organization - - date OCTOBER 15, 1986

street & number 3776 FRONT STREET telephone (619) 297-4659

city or town SAN DIEGO state CALIFORNIA 92103

# 12. State Historic Preservation Officer Certification

The evaluated significance of this property within the state is:

national  state  local

As the designated State Historic Preservation Officer for the National Historic Preservation Act of 1966 (Public Law 89-665), I hereby nominate this property for inclusion in the National Register and certify that it has been evaluated according to the criteria and procedures set forth by the National Park Service.

State Historic Preservation Officer signature *Kathryn Guattieri*

title date 3/10/87

### For NPS use only

I hereby certify that this property is included in the National Register


*[Signature]*  
Keeper of the National Register 4/10/87

Attest:

Chief of Registration

**United States Department of the Interior  
National Park Service**

**National Register of Historic Places  
Inventory—Nomination Form**



Continuation sheet

Item number 8. SIGNIFICANCE Page 4

NEW BOARD WHO THEN APPOINTED SWEET. THERE WAS A BITTER EXCHANGE BETWEEN WARD AND SWEET WITH WARD REFUSING TO RELINQUISH THE OFFICE. ALTHOUGH THE RELATIONSHIP WAS STRAINED WHEN SWEET WAS FINALLY SEATED, WARD RESPECTED THE MAN AND IN 1924, HE EULOGIZED HIM IN THE SAN DIEGO BAR RESOLUTION: (7) "... IN HIS (SWEET'S) DEATH THE COMMUNITY HAS LOST AN IDEAL CITIZEN, A HIGH MINDED GENTLEMAN AND ONE WHO MEASURED UP TO THE HIGHEST AND BEST STANDARDS OF AMERICAN MANHOOD."

SWEET LEFT THE DISTRICT ATTORNEY'S OFFICE IN 1900 AFTER ONE TERM TO BECOME A PARTNER WITH F. W. STEARNS. THIS PARTNERSHIP CONTINUED UNTIL 1909. (8) UNTIL 1915, HE AGAIN PRACTICED ALONE THEN FORMED A PARTNERSHIP WITH STEARNS AND JOHN FORWARD; THIS LASTED UNTIL 1924. (9) ALWAYS ACTIVE IN THE COMMUNITY, SWEET SERVED AS PRESIDENT OF THE SAN DIEGO BAR (1904-05) AND AS VICE-PRESIDENT OF THE UNION TITLE COMPANY (1919-24). (10) HE WAS A MEMBER OF THE AMERICAN AND CALIFORNIA BAR ASSOCIATION AND OF ALL THE ACTIVE FRATERNAL LODGES IN SAN DIEGO (11) HOLDING OFFICE IN MOST OF THEM. HE BELONGED TO THE CITY'S PROMINENT CLUBS AND SERVED AS PRESIDENT OF THE UNIVERSITY CLUB (1916-18). HE ACTED AS DIRECTOR OR AS AN OFFICER OF VARIOUS CORPORATIONS. EVEN WITH ALL OF THIS INVOLVEMENT (INCLUDING HIS ACTIVE LAW PRACTICE) HE STILL FOUND TIME TO PURSUE HIS HOBBY OF STUDYING HISTORY AND LITERATURE.

AFTER LEAVING THE DISTRICT ATTORNEY'S OFFICE, SWEET CHOSE TO PRACTICE CORPORATION LAW AND LEGAL LITIGATION REGARDING WATER AND REAL ESTATE MATTERS, PARTICIPATING IN THE COUNTY'S MOST IMPORTANT CONCERNS. HE HAD EXHIBITED A SCHOLARLY AND DEFINITIVE ABILITY IN BOTH PROSECUTION AND DEFENSE AND WAS RECOGNIZED AS A FORMIDABLE OPPONENT FOR: (12) "... HE SEEMED TO HAVE READ EVERYTHING WORTHWHILE FOR NO QUESTION EVER PRESENTED ITSELF FOR DISCUSSION BEFORE HIM THAT HE DIDN'T ENTER INTO IT WITH VIGOR AND AN ARRAY OF KNOWLEDGE ... YET HE WAS ALWAYS TOLERANT OF THE OPINIONS OF OTHERS WHO MIGHT DIFFER WITH HIM."

AT HIS MEMORIAL SERVICE HELD IN THE GARDEN OF HIS HOME, THE INTERNATIONALLY KNOWN MADAME SCHUMANN-HEINK, A PERSONAL FRIEND, SANG SEVERAL SONGS FROM THE BALCONY (13) AND "LIKE A BENEDICTION, THE POWER OF THE GREAT SINGER AND HER SONG RESTED UPON THE ASSEMBLY UNTIL THE CASKET WAS LEFT IN THE PATIO WITH THOSE OF THE OLDEST AND CLOSEST FRIENDS AS ESCORTS TO THE CEMETERY". SWEET HAD MADE FRIENDS IN HIS YEARS OF RESIDENCE IN SAN DIEGO. HIS PALLBEARERS REPRESENTED THE LEADERS OF THE COMMUNITY. HE WAS FULFILLED AS A MAN FOR WHEN HE DIED JUST SHORT OF 67 YEARS IN 1924, HE WAS RESPECTED BY HIS PEERS AND WAS CONSIDERED THE LEADER OF THE JUDICIAL COMMUNITY. HE HAD PRACTICED LAW ACCORDING TO HIS PRINCIPLES AND IN THE WORDS OF HIS DAUGHTER, ELAINE, "WE WERE A HAPPY FAMILY".

(14) ADELBERT H. SWEET WAS SURVIVED BY HIS WIFE AMY AND A DAUGHTER WHO HAD BEEN BORN IN 1895. AMY WAS A SIGNIFICANT PART OF EARLY SAN DIEGO ALSO FOR SHE CAME IN 1888 TO BE A TEACHER WHEN THERE WAS A SHORTAGE OF TEACHERS.



**United States Department of the Interior  
National Park Service**

**National Register of Historic Places  
Inventory—Nomination Form**

For NPS use only  
received  
date entered

Continuation sheet

Item number 8. SIGNIFICANCE Page 5

SHE WAS THE PRINCIPAL FOR THE "LITTLE SHERMAN" SCHOOL FROM 1892 UNTIL HER MARRIAGE TO SWEET IN 1894. AMY WAS BORN IN NEW ZEALAND (15) IN 1864 AND CAME TO OAKLAND, CALIFORNIA AT AN EARLY AGE. THERE SHE FINISHED HER EDUCATION AND FOR A SHORT TIME TAUGHT SCHOOL IN NEW ALMADEN AND THEN SAN DIEGO. AFTER HER MARRIAGE, AMY ENTERED INTO COMMUNITY WELFARE CONCERNS. SHE SERVED ON THE BOARD OF THE SAN DIEGO CHILDREN'S HOME AND WAS A FORCEFUL AND ACTIVE MEMBER DURING ITS PERIOD OF GROWTH. (16) AS AN EARLY MEMBER OF THE WEDNESDAY CLUB, SHE RECEIVED THE UNUSUAL DISTINCTION OF HAVING A LIFE MEMBERSHIP CONFERRED ON HER FOR HER CONTRIBUTIONS TO THE CLUB. SHE DIED IN 1931.


ELAINE CONTINUED HER MOTHER'S INTEREST IN THE WEDNESDAY CLUB UNTIL HER DEATH IN 1985. SHE SERVED AS ITS PRESIDENT IN 1927-28. IN 1929 SHE CO-AUTHORED A PLAY "CALIFORNIA" WHICH WAS HELD AT THE THEATRE MART, LOS ANGELES. (18) AT THE TIME OF HER DEATH, JANUARY 22, 1985, THE CITY COUNCIL FOR SAN DIEGO ADJOURNED THEIR MEETING "IN HONOR OF THE MEMORY OF ELAINE SWEET".

THE COLLECTIVE PERSONALITY OF THE SWEET FAMILY - ADELBERT, AMY AND ELAINE - IS STRIKINGLY ONE OF CAREFUL DELIBERATION, INTELLIGENCE AND CONSERVATION. CERTAINLY NOTHING WAS DONE IN HASTE. SWEET HAD RECEIVED TITLE TO 435 W. SPRUCE STREET IN 1909, FOUR YEARS BEFORE CONSTRUCTION WAS BEGUN. THE MANY FILES CONTAINING BILLS REGARDING THE CONSTRUCTION AND DECORATION SHOW DETAILED PRICES AND DESCRIPTIONS. CHECK BOOKS AND DIARY NOTES ARE CAREFULLY DOCUMENTED. ALL WERE SAVED. THE SWEETS WERE ALSO WELL EDUCATED. ELAINE GRADUATED FROM STANFORD UNIVERSITY IN 1919. SHE HAD ATTENDED THE BISHOP'S SCHOOL, MT. VERNON SEMINARY IN WASHINGTON, D.C. AND SAN DIEGO NORMAL SCHOOL. THE LIBRARY IN THEIR HOME WAS FILLED WITH BOOKS REFLECTING THEIR WIDE RANGE OF INTEREST. THE FAMILY WAS VERY CONSERVATIVE AS THE HOUSE TODAY - 71 YEARS AFTER ITS COMPLETION - REMAINS THE SAME. IT STILL HAS ITS ORIGINAL FURNITURE. ONE CHAIR, A WICKER IN EXCELLENT CONDITION, WAS DESIGNED BY RICHARD REQUA FOR THEM. THE FIRST DRAPERIES WERE CAREFULLY PRESERVED AND STORED IN THE ATTIC WHEN REPLACEMENTS WERE NEEDED. THE AGE OF THE TREES AND SHRUBBERY IN THE GARDENS SUGGEST THEY ARE THE ORIGINALS OR VERY EARLY REPLACEMENTS. EVERYTHING HAS BEEN MAINTAINED AND RARELY CHANGED.

ARCHITECTURAL CREDITS: THE A. H. SWEET RESIDENCE WAS DESIGNED BY MEAD & REQUA AND REFLECTS THEIR INTEREST IN MEDITERRANEAN ARCHITECTURE AND ITS ADAPTATION TO SOUTHERN CALIFORNIA. FRANK MEAD CAME TO SAN DIEGO IN 1903 AND UNTIL 1908 WORKED IN THE OFFICE OF IRVING GILL. HE HAD PREVIOUSLY RECEIVED HIS ARCHITECTURAL TRAINING IN THE EAST AND HAD ESTABLISHED AN OFFICE IN PHILADELPHIA IN 1900. (19) IN 1912 AND UNTIL 1921, HE WAS A PARTNER WITH RICHARD REQUA WHO ARE CREDITED WITH MANY SIGNIFICANT BUILDINGS. (SEE ATTACHED). MEAD WAS CONCERNED WITH THE CULTURES OF NORTH AFRICA AND ARIZONA. FROM 1909 UNTIL 1912, HE WORKED WITH AN APACHE TRIBE IN ARIZONA, TAKING THEIR TERRITORIAL CONCERNS TO PRESIDENT THEODORE ROOSEVELT. (20) AT THE TURN OF THE CENTURY, HE TRAVELED TO THE MEDITERRANEAN AREA, BEING MOST INTERESTED IN THE SAHARA DESERT. MEAD HAD THE FACULTY FOR IDENTIFYING PROBLEMS AND CONCEIVING SOLUTIONS AND THIS ABILITY LED TO IMPORTANT LAND ACQUISITIONS FOR THE ARIZONA INDIANS.

United States Department of the Interior  
National Park Service

National Register of Historic Places  
Inventory—Nomination Form



Continuation sheet

Item number 8. SIGNIFICANCE Page 6

FROM THIS INTEREST IN DESERT LIVING CAME A NEW STYLE OF ARCHITECTURE: A PRIMITIVE APPROACH WITH A NEW SOPHISTICATION. IT WAS SIMILAR TO GILL'S CLASSIC STYLE BUT MORE IDENTIFIED WITH THE DESERT HABITAT. MEAD IS CREDITED BY HIS OFFICE DRAUGHTSMAN (21) AS THE PRIMARY ARCHITECT FOR THE A. H. SWEET RESIDENCE WITH REQUA ACTING IN THE STRUCTURAL DESIGN AND AS PROJECT ARCHITECT. MEAD DIED IN 1940 AS THE RESULT OF AN AUTO ACCIDENT.

RICHARD REQUA BEGAN HIS CAREER AS AN ELECTRICAL ENGINEER WORKING FOR THE F. S. HARTWELL COMPANY WHEN HE CAME TO SAN DIEGO IN 1900. (22) IN 1907, HE ALSO ASSOCIATED WITH IRVING GILL AND BEGAN HIS STUDY OF ARCHITECTURE. FROM 1912-14, HE OPERATED HIS OWN OFFICE. IN 1924 HE ESTABLISHED THE FIRM OF REQUA & JACKSON WHICH LATER BECAME REQUA, JACKSON & HAMILL. REQUA DIED IN 1941. REQUA, LIKE MEAD, HAD EXTENSIVELY STUDIED THE MEDITERRANEAN ARCHITECTURE AND THEY WORKED WELL TOGETHER IN DESIGNING THE MANY BUILDINGS THEY ARE CREDITED WITH. HIS "GREATEST OPPORTUNITY" (23) HE SAID, WAS IN THE DESIGNING OF THE 1913 MT. HELIX NATURE THEATRE (LA MESA). IT WAS HIS EXPRESSION OF THE "SOUL'S YEARNING TO CREATE SOMETHING NOBLE, BEAUTIFUL AND ENDURING." REQUA SERVED AS DIRECTOR OF ARCHITECTURE & LANDSCAPING FOR THE 1935 CALIFORNIA PACIFIC INTERNATIONAL EXPOSITION (SAN DIEGO). G. AUBREY DAVIDSON, THE CHAIRMAN FOR THE EXPOSITION, CALLED HIM AN "ARCHITECTURAL GENIUS." REQUA CONSIDERED THE A. H. SWEET RESIDENCE ONE OF HIS BEST WORK EXAMPLES.

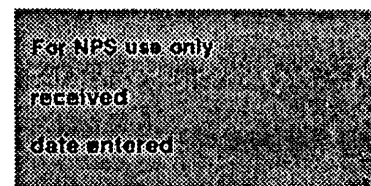
MEAD & REQUA ACTED AS THE DESIGNING ARCHITECTS AND AS THE GENERAL CONTRACTORS. IN AN 1984 INTERVIEW (25) ELAINE SWEET SAID: "THE CONTRACTORS WERE AFRAID TO BID ON IT BECAUSE NOTHING SIMILAR HAD EVER BEEN CONSTRUCTED. SO WE USED DAY LABOR, AND THE ARCHITECTS, MEAD (SIC) & REQUA, SUPERVISED."

LANDSCAPING: THE 1914 LANDSCAPE DESIGN FOR THE A. H. SWEET RESIDENCE WAS CREATED BY PAUL C. THIENE. (26) HE WAS FIRST ADDRESSED IN SAN DIEGO IN 1911 (27) WHEN HE WAS A GARDENER IN THE CITY PARK SYSTEM. FROM 1912 UNTIL 1915 HE WAS THE SUPERVISING NURSERY FOREMAN FOR THE 1915 PANAMA CALIFORNIA EXPOSITION (HELD IN SAN DIEGO). AFTER THIS TIME, HE WORKED AS A FOREMAN IN THE PARK DEPARTMENT. HE APPARENTLY LEFT ABOUT 1916 AND DID NOT RETURN TO SAN DIEGO.

THE EAST GARDEN WAS DESIGNED BY KATE SESSIONS. SHE IS REGARDED AS THE MOST INFLUENTIAL HORTICULTURIST IN SOUTHERN CALIFORNIA HAVING LANDSCAPED MUCH OF BALBOA PARK AND ACTIVELY WORKING ON THE 1935 EXPOSITION. IN 1961, A PLACQUE - ONE OF MANY - WAS DEDICATED TO HER. IT SAID IN PART: (27) "THIS PLACQUE COMMEMORATES THE LIFE AND INFLUENCE OF A WOMAN WHO ENVISIONED SAN DIEGO BEAUTIFUL ..."

United States Department of the Interior  
National Park Service

National Register of Historic Places  
Inventory—Nomination Form



Continuation sheet

Item number 8. Significance Page 7

Architectural Credits\*

Requa	Richard S. Requa Residence San Diego 1903
Gill & Mead	Melville Klauber House San Diego 1909
Requa	Requa House San Diego 1911
Requa	Ojai, Ventura County 1913
Mead & Requa	Hopi House, San Diego 1913
Requa	Mt. Helix Nature Theatre, La Mesa 1913
Mead & Requa	Krotona Institute of Theosophy, Hollywood 1914
Mead & Requa	A. H. Sweet Residence, San Diego 1914
Mead & Requa	Palomar Apartments, San Diego 1914-15
Mead & Requa	Shrader House, Los Angeles 1915
Mead & Requa	Three Houses, San Diego 1915
Mead & Requa	Jarvis L. Doyle Residence, San Diego 1915
Mead & Requa	Nurses Home, County Hospital
Requa & Kahn	Rockwell Field, North Island 1917
Mead & Requa	Capt. John F. Anderson Residence, San Diego 1918
Mead & Requa	St. Thomas Chapel, Ventura area 1919
Requa	San Diego Country Club, Chula Vista 1922
Requa & Jackson	San Diego Gas & Electric Substation 1923
Requa & Jackson	Townhouses, Rancho Santa Fe 1923-24
Requa & Jackson	La Morado, San Diego 1923
Requa, Jackson & Hamill	Etta & Lydia Schweider, San Diego 1928
Requa & Jackson	First National Bank, La Jolla 1929
Requa	Balboa Park: 1935
	Old Globe; Spanish Village; House of Pacific Relations; Palisades Building; Conference Building; Municipal Gymnasium; Federal Building;
Requa, Johnson, Hamill	County Administration Building, San Diego 1935
Requa	Fallbrook High School
Requa	La Mesa Grammar School
Requa	Barie Residence, Coronado

\*Partial List

United States Department of the Interior  
National Park Service

**National Register of Historic Places  
Inventory—Nomination Form**

For NPS use only
received
date entered

Continuation sheet

Item number 8. Footnotes


Page 8

Cited Sources

1. Sweet Family Collection, San Diego Historical Society
2. Ibid
3. San Diego City Directory for years mentioned
4. Ibid and Sweet Family Collection
5. According to the Librarian at the San Diego Law Library, the office of United States Commissioner is a confusing position. The rules governing all U. S. Boards and Commissions are ambiguous and only a detailed search of a particular person and office will determine the function of that office
6. Love, Syd p. 125
7. San Diego Union 9-20-24
8. San Diego City Directory for years mentioned
9. Ibid
10. Sweet Family Collection
11. Ibid
12. San Diego Union 9-20-24
13. San Diego Union 7-20-24
14. San Diego Union 12-11-63
15. Sweet Family Collection
16. San Diego Union 8-22-31
17. Ibid
18. Sweet Family Collection
19. Directory of San Diego Architects 1868-1939 p. 103
20. Mead Vertical File, San Diego Historical Society
21. California Design 1910
22. San Diego City Directory for years mentioned
23. Balboa San Diego Park Beautiful
24. Requa, p. 9
25. Love, Syd p. 130
26. Landscape drawings and specifications are in the San Diego Historical Society - Sweet Family Collection
27. San Diego City Directory for years mentioned
28. MacPhail, p. 135

United States Department of the Interior  
National Park Service

National Register of Historic Places  
Inventory—Nomination Form



Continuation sheet

Item number 9. Bibliography Page 9.

Detwiler, Justice B., ed. by  
"Richard Requa" In Who's Who in California 1928-29  
Who's Who Publishing Company  
315 Montgomery Street, San Francisco, 1929

Directory of San Diego Architects 1868-1939  
Class Project  
University of San Diego

Gebhard, David and Robert Winter  
A Guide to Architecture in Los Angeles and Southern California  
Peregrine Smith Inc.  
Santa Barbara & Salt Lake City 1977

Henderson, John et al  
AIA Guide to San Diego  
By The San Diego Chapter of the American Institute of Architects  
1977

Love, Syd  
"A. H. Sweet: Profile of A High Minded Gentleman" In Journal of  
San Diego History, Vol. XXX, No. 3, Spring 1984

MacPhail, Elizabeth C.  
Kate Sessions Pioneer Horticulturist  
San Diego Historical Society  
P. O. Box 81825, San Diego, CA  
1976

McGraw, Clarence  
"Richard S. Requa" In City of San Diego and San Diego County  
The American Historical Society Chicago & New York 1922

County Recorder (Deeds)  
San Diego, California

Requa, Richard S.  
Inside Lights on the Building of San Diego Exposition: 1935  
Copyright 1937 by Richard S. Requa

San Diego Historical Society Library & Manuscripts Collection  
Balboa Park, San Diego, California

San Diego City Directories; A. H. Sweet Collection; Vertical  
Files: Frank Mead

United States Department of the Interior  
National Park Service

**National Register of Historic Places  
Inventory—Nomination Form**

For NPS use only
received
date entered

Continuation sheet

Item number 9. Bibliography

Page 10

San Diego Union Newspaper Articles:

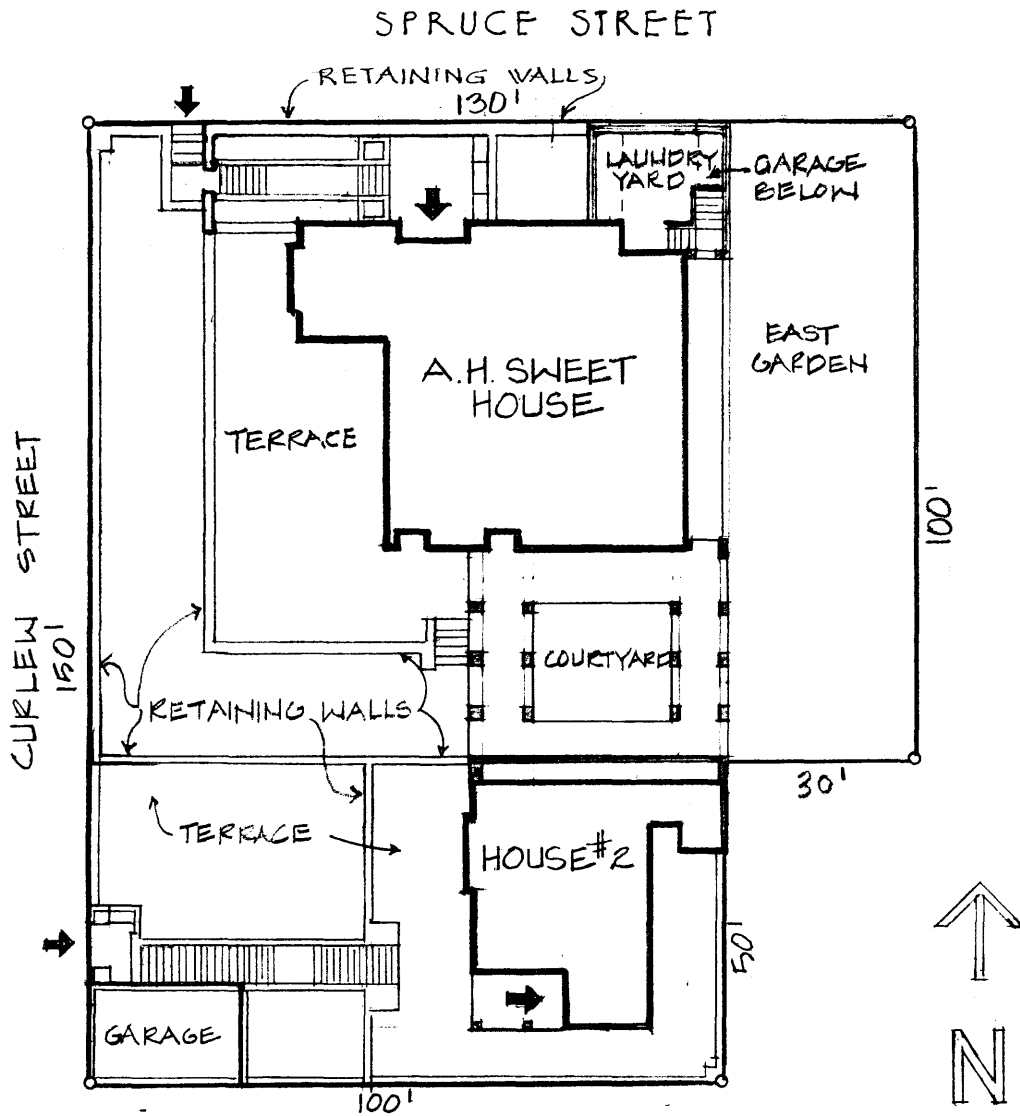
- |          |   |
|----------|---|
| 7-20-24  | "Final Tribute Paid to A. H. Sweet, San Diego Attorney<br>In Patio of Home" |
| 9-20-24  | "Bar Tribute to A. H. Sweet Spread on Court Minutes"                        |
| 8-22-31  | "Mrs. Amy Sweet, Active Welfare Worker, Expires"                            |
| 10-7-34  | "Requa is Named By Exposition to Post on Architecture"                      |
| 12-23-36 | "Requa Favored For Arbitrator"  |
| 2-19-37  | "Requa Outlines Plan to Create Old Mexico Town"                             |
| 10-31-37 | "Story of Exposition"   |
| 6-11-41  | "Richard S. Requa Succumbs, Architect for Civic Center"                     |
| 12-11-63 | "San Diego's Legal Lore and The Bar"  |

Whiffen, Marcus

American Architecture Since 1780 - A Guide To The Styles  
The MIT Press, Cambridge Mass. & London Eng.  
5th Printing 1979

Winter, Robert W. et al

California Design 1910  
California Designs Publication 1974



## SITE PLAN

1" = 30'

SITE AREA 18,000 SQ. FT. = 0.413 ACRES