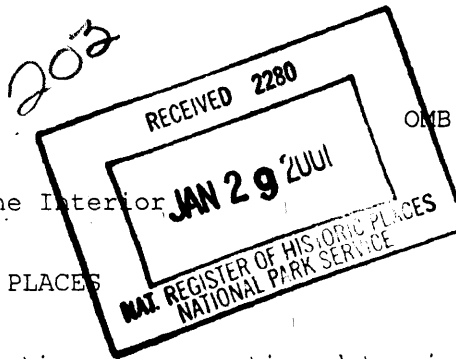



NPS Form 10-900
(Rev. 10-90)

United States Department of the Interior
National Park Service

NATIONAL REGISTER OF HISTORIC PLACES
REGISTRATION FORM



OMB No. 1024-0018



This form is for use in nominating or requesting determinations for individual properties and districts. See instructions in How to Complete the National Register of Historic Places Registration Form (National Register Bulletin 16A). Complete each item by marking "x" in the appropriate box or by entering the information requested. If any item does not apply to the property being documented, enter "N/A" for "not applicable." For functions, architectural classification, materials, and areas of significance, enter only categories and subcategories from the instructions. Place additional entries and narrative items on continuation sheets (NPS Form 10-900a). Use a typewriter, word processor, or computer, to complete all items.

1. Name of Property

historic name Lee Creek Snowshoe Cabin

other names/site number Lee Creek Patrol Cabin; Building Inventory #643

2. Location

street & number N/A not for publication N/A
city or town Glacier National Park, St. Mary vicinity X
state Montana code 30 county Glacier code 035
zip code 59411

3. State/Federal Agency Certification

As the designated authority under the National Historic Preservation Act of 1986, as amended, I hereby certify that this X nomination request for determination of eligibility meets the documentation standards for registering properties in the National Register of Historic Places and meets the procedural and professional requirements set forth in 36 CFR Part 60. In my opinion, the property X meets does not meet the National Register Criteria. I recommend that this property be considered significant nationally statewide X locally. (See continuation sheet for additional comments.)

for Denis Davis
Superintendent

12/28/2000
Date

National Park Service, Glacier National Park
State or Federal agency and bureau

Walter M. Brown
Signature of certifying official

1/25/01
Date

National Park Service
State or Federal agency and bureau

In my opinion, the property meets does not meet the National Register criteria. (See continuation sheet for additional comments.)

Mark F. Danner, SHPO 12/12/2000
Signature of commenting or other official Date

Montana State Historic Preservation Office, Helena, MT
State or Federal agency and bureau

4. National Park Service Certification

I, hereby certify that this property is:

- entered in the National Register Edson A. Beall 3/2/01
 See continuation sheet.
- determined eligible for the National Register
 See continuation sheet.
- determined not eligible for the National Register
- removed from the National Register

 other (explain):

 Signature of Keeper Date of Action

5. Classification

Ownership of Property (Check as many boxes as apply)

- private
- public-local
- public-State
- public-Federal

Category of Property (Check only one box)

- building(s)
- district
- site
- structure
- object

Number of Resources within Property

Contributing	Noncontributing
<u> 1 </u>	<u> </u> buildings
<u> </u>	<u> </u> sites
<u> </u>	<u> </u> structures
<u> </u>	<u> </u> objects
<u> 1 </u>	<u> </u> Total

Number of contributing resources previously listed in the National Register N/A

Name of related multiple property listing (Enter "N/A" if property is not part of a multiple property listing.)

Glacier National Park Multiple Resource Submission

=====

6. Function or Use

=====

Historic Functions (Enter categories from instructions)

Cat: GOVERNMENT: National Park Sub: ADMINISTRATIVE
Service

Current Functions (Enter categories from instructions)

Cat: GOVERNMENT: National Park Sub: ADMINISTRATIVE
Service

=====

7. Description

=====

Architectural Classification (Enter categories from instructions)

Other: NPS Rustic Architecture

Materials (Enter categories from instructions)

foundation Stone
roof Metal
walls Log
other _____

Narrative Description
(See Continuation Sheet)

United States Department of the Interior
National Park Service

NATIONAL REGISTER OF HISTORIC PLACES
CONTINUATION SHEET

Section 7 Page 1

Lee Creek Snowshoe Cabin
name of property
Glacier County, Montana
county and State
Glacier National Park MRS
multiple property listing

=====
7. Description
=====

Narrative Description

The Lee Creek Snowshoe Cabin is a rustic building located in a small meadow on the north bank of Lee Creek in the extreme northeastern corner of Glacier National Park. A small bluff near the front of the cabin drops to the streambed. The building is at the end of a primitive, unmarked trail which follows Lee Creek 0.6 miles to the site from the Chief Mountain International Highway. Visitation to the cabin is low. The cabin is a single-level structure constructed of logs with a reverse saddle notching and square-cut ends. Wood strips have been placed between the logs as chinking. The log-framed gable roof is currently surfaced with corrugated metal (not original). The roofline extends to create a large log-framed front porch running the width of the cabin. The porch sides have been partially enclosed with walls of rough-cut lumber; this feature, not original, existed for a time on several Glacier snowshoe cabins. There are two wood-framed windows, both shuttered, as well as a solid entry door built of vertical wood members. A small wood stoop on a log base is in front of the door. The building's sill logs rest on a series of stone piers; the crawlspace has been recently screened with metal mesh. The cabin's brown exterior finish is weathered.

The building's interior consists of a single room with a wood floor, and unfinished walls and roof. A trap door in the floor provides access to a small cellar food cache. Furnishings include a bed, table and chairs, and wood cabinetry. Tools, cooking and lighting equipment, and other items are also present. Many interior items and fixtures are historic; others are modern versions of earlier equipment. There is also a woodstove with metal chimney.

With the exception of roofing material, the cabin exhibits good integrity and retains its historic appearance, although a few logs have been invaded with dry rot. The site also includes the access trail (from the west) and barely discernible remains of a second trail heading east. Although the trail is likely historic, its significance has not been evaluated and it is not considered part of this listing.

=====
8. Statement of Significance
=====

Applicable National Register Criteria (Mark "x" in one or more boxes for the criteria qualifying the property for National Register listing)

- A Property is associated with events that have made a significant contribution to the broad patterns of our history.
- B Property is associated with the lives of persons significant in our past.
- C Property embodies the distinctive characteristics of a type, period, or method of construction or represents the work of a master, or possesses high artistic values, or represents a significant and distinguishable entity whose components lack individual distinction.
- D Property has yielded, or is likely to yield information important in prehistory or history.

Criteria Considerations (Mark "X" in all the boxes that apply.)

N/A

- A owned by a religious institution or used for religious purposes.
- B removed from its original location.
- C a birthplace or a grave.
- D a cemetery.
- E a reconstructed building, object, or structure.
- F a commemorative property.
- G less than 50 years of age or achieved significance within the past 50 years.

Areas of Significance (Enter categories from instructions)

ARCHITECTURE
GOVERNMENT

Period of Significance CA. 1925 - 1935

Significant Dates CA. 1925
1935

Significant Person (Complete if Criterion B is marked above)

N/A

Cultural Affiliation

N/A

Architect/Builder National Park Service

Narrative Statement of Significance

The Lee Creek Snowshoe Cabin is significant at the local level for its association with the construction of over three dozen backcountry patrol cabins erected throughout Glacier National Park during the 1920's and early 1930's. The design of the log building is representative of National Park Service rustic architecture. It is eligible for listing in the National Register of Historic Places with significance in history and architecture (Criteria A and C). The cabin is a component of the Minor Developed Areas property type, as defined in the Glacier National Park Multiple Property Listing.

The Lee Creek Cabin was constructed as an overnight stopping place for rangers on boundary and backcountry patrols, winter and summer. Although changes in park management philosophies, combined with the construction of the Chief Mountain International Highway nearby have reduced the cabin's level of use, it is still an occasional stopping point for patrol rangers. In design and historic use, the cabin reflects over seventy years of National Park Service resource protection philosophies and activities in Glacier National Park.

Park building records variously show the Lee Creek Cabin as being constructed in 1925 and 1927; the earliest surviving records of the Belly River Ranger Station, dated January, 1928, confirm that the Lee Creek Cabin was in use by that time. As with many other backcountry structures, the Lee Creek Cabin was apparently built by Austin Weikert under Federal contract. The cabin's location marked the northern end of a long string of snowshoe cabins along Glacier's eastern boundary. It saw regular use in boundary patrols by the Belly River District Ranger.

The cabin's setting changed dramatically in 1935, as the Chief Mountain International Highway was constructed through the park's northeast corner. Suddenly, the formerly isolated structure was only ½ mile from a major park highway; this circumstance caused a marked decline in Lee Creek's summer usage. Soon after, winter staffing at Belly River became irregular, and then ceased altogether. This lessened the cabin's use as well. Today, Lee Creek Snowshoe Cabin still sees occasional use by rangers on patrol.

9. Major Bibliographical References

"Individual Building Data File: Patrol Cabins." Records Box 150, Glacier National Park Archives. Glacier National Park, Montana.

"Ranger Station Logbooks: Belly River Ranger Station, 1928-1929." Shelf 3E, Glacier National Park Archives, Glacier National Park, Montana.

Additional references are noted in the Multiple Resource submission.

Previous documentation on file (NPS) N/A

___ preliminary determination of individual listing (36 CFR 67) has been requested.

___ previously listed in the National Register

___ previously determined eligible by the National Register

___ designated a National Historic Landmark

___ recorded by Historic American Buildings Survey # _____

___ recorded by Historic American Engineering Record # _____

Primary Location of Additional Data

___ State Historic Preservation Office

___ Other State agency

Federal agency

___ Local government

___ University

___ Other

Name of repository: Glacier National Park Archives

10. Geographical Data

Acreage of Property Less than one acre

UTM References (Place additional UTM references on a continuation sheet)

	Zone	Easting	Northing	Zone	Easting	Northing
1	<u>12</u>	<u>308160</u>	<u>5429020</u>	3	___	___
2	___	___	___	4	___	___

___ See continuation sheet.

Verbal Boundary Description:

The boundary is a square measuring 100 feet by 100 feet, centered on the building.


Boundary Justification:

The resource consists of a single, isolated building: the boundary is drawn to include the building and its immediate surroundings which evoke its integrity of feeling and association.

11. Form Prepared By

name/title Bruce Fladmark/Cultural Resources Manager
organization National Park Service date March 10, 2000
street & number Glacier National Park telephone 406 888 7943
city or town West Glacier state MT Zip Code 59936

LEE CREEK SNOWSHOE CABIN
SITE MAP



----- = Historic District Boundary = 100 feet/side
1 inch = 15.7 feet (scale)

