

United States Department of the Interior  
National Park Service

779



# National Register of Historic Places Registration Form

This form is for use in nominating or requesting determinations for individual properties and districts. See instructions in National Register Bulletin, *How to Complete the National Register of Historic Places Registration Form*. If any item does not apply to the property being documented, enter "N/A" for "not applicable." For functions, architectural classification, materials, and areas of significance, enter only categories and subcategories from the instructions. **Place additional certification comments, entries, and narrative items on continuation sheets if needed (NPS Form 10-900a).**

### 1. Name of Property

historic name Maplewood Historic District Boundary Increase

other names/site number \_\_\_\_\_

### 2. Location

street & number 21 to 267 Alameda St; 26 to 284 Albemarle St; 21 to 148 Augustine St; 36 to 68 Burr St; 1 to 9 Burke Ter; 1136 to 1212 Dewey Ave; 1386 Lake Ave; 29 to 165 Magee Ave; 436 to 486 Maplewood Ave; 180 to 266 Raines Pk; 3 to 46 Riverside Street

N/A not for publication

city or town Rochester

N/A vicinity

state New York code NY county Monroe code 055 zip code 14613

### 3. State/Federal Agency Certification

As the designated authority under the National Historic Preservation Act, as amended,

I hereby certify that this X nomination \_\_\_ request for determination of eligibility meets the documentation standards for registering properties in the National Register of Historic Places and meets the procedural and professional requirements set forth in 36 CFR Part 60.

In my opinion, the property X meets \_\_\_ does not meet the National Register Criteria. I recommend that this property be considered significant at the following level(s) of significance:

\_\_\_ national \_\_\_ statewide X local

Russell P. Pappas DBPHO 9/12/16  
Signature of certifying official/Title Date

State or Federal agency/bureau or Tribal Government

In my opinion, the property \_\_\_ meets \_\_\_ does not meet the National Register criteria.

Signature of commenting official Date

Title State or Federal agency/bureau or Tribal Government

### 4. National Park Service Certification

I hereby certify that this property is:

X entered in the National Register \_\_\_ determined eligible for the National Register

\_\_\_ determined not eligible for the National Register \_\_\_ removed from the National Register

other (explain) \_\_\_\_\_

[Signature] 11/15/16  
Signature of the Keeper Date of Action

Maplewood Historic District Boundary Increase  
 Name of Property

Monroe County, NY  
 County and State

**5. Classification**

**Ownership of Property**  
 (Check as many boxes as apply.)

**Category of Property**  
 (Check only **one** box.)

**Number of Resources within Property**  
 (Do not include previously listed resources in the count.)

<input checked="" type="checkbox"/>	private
<input type="checkbox"/>	public - Local
<input type="checkbox"/>	public - State
<input type="checkbox"/>	public - Federal

<input type="checkbox"/>	building(s)
<input checked="" type="checkbox"/>	district
<input type="checkbox"/>	site
<input type="checkbox"/>	structure
<input type="checkbox"/>	object

Contributing	Noncontributing	
432	30	buildings
0	0	sites
0	0	structures
0	0	objects
432	30	<b>Total</b>

**Name of related multiple property listing**  
 (Enter "N/A" if property is not part of a multiple property listing)

**Number of contributing resources previously listed in the National Register**

N/A

487

**6. Function or Use**

**Historic Functions**  
 (Enter categories from instructions.)

**Current Functions**  
 (Enter categories from instructions.)

DOMESTIC/residence

DOMESTIC/residence

EDUCATION/education-related

COMMERCIAL/store

COMMERCIAL/store

\_\_\_\_\_

\_\_\_\_\_

\_\_\_\_\_

\_\_\_\_\_

\_\_\_\_\_

\_\_\_\_\_

\_\_\_\_\_

\_\_\_\_\_

**7. Description**

**Architectural Classification**  
 (Enter categories from instructions.)

**Materials**  
 (Enter categories from instructions.)

Queen Anne; American Foursquare; Colonial

foundation: stone, brick, concrete

Colonial Revival; Tudor Revival; Craftsman/Arts

walls: brick, wood, stucco

& Crafts; Mission/Spanish Colonial Revival

\_\_\_\_\_

\_\_\_\_\_

roof: tile, asphalt

\_\_\_\_\_

other: \_\_\_\_\_

\_\_\_\_\_

\_\_\_\_\_

Maplewood Historic District Boundary Increase  
Name of Property

Monroe County, NY  
County and State

---

### **Narrative Description**

(Describe the historic and current physical appearance of the property. Explain contributing and noncontributing resources if necessary. Begin with a **summary paragraph** that briefly describes the general characteristics of the property, such as its location, setting, size, and significant features.)

#### **Summary Paragraph**

When listed in 1997, the Maplewood Historic District focused mainly on resources located along Seneca Parkway and sections of Maplewood Avenue and Lake Avenue that were contiguous to Maplewood Park, which was also included in the district boundary. The listed district contained a total of 436 contributing resources, mostly residences and associated outbuildings along with 50 noncontributing resources and one NR listed property. The residences were noted as having characteristics associated with national architectural styles that ranged from late nineteenth century Italianate through early twentieth century eclectic trends that included Tudor Revival, Colonial Revival, American Foursquare, Bungalow and Craftsman. Other commonalities were similar setbacks, landscaping and the fact that several were designed by local Rochester architects.

Over the ensuing years, additional survey work has documented additional properties on the streets to the north and south of the historic district that exhibit the same characteristics and styles as those in the listed district. These resources were also purposely located near Maplewood Park and were constructed during the same period of significance (ca. 1870-1945). Several residences are also documented as being built by Rochester architects who were active in the listed district. This new evidence provides justification for expanding the boundaries of the listed historic district.

The boundary increase adds another 432 contributing buildings to the district. The added buildings were part of five tracts that were developed largely as residential areas beginning in the late nineteenth century and continuing through the early twentieth century. These tracts included portions of Magee Avenue, Maplewood Avenue and Riverside Street on the north side of the listed district and Albemarle and Alameda Streets that parallel Seneca Parkway to the south. Portions of Raines Park, Augustine Street and Burke Terrace are also included in this boundary increase. Styles seen in the boundary increase are primarily American Foursquare but also include Queen Anne, Colonial Revival and Craftsman bungalows. Streets follow a linear pattern as laid out by developers in the late nineteenth and early twentieth century. The resources in the boundary increase share the same degree of integrity as the listed district, especially in terms of setting, workmanship, feeling and association. These resources are being added to better reflect the growth and development of the Maplewood neighborhood, especially around the turn-of-the-twentieth century when developers created

Maplewood Historic District Boundary Increase  
Name of Property

Monroe County, NY  
County and State

housing for a broader range of homeowners interested in living in parklike “suburban” settings accessible by the streetcar.

---

### **Narrative Description**

When listed in 1997, the Maplewood Historic District was described as located along the west side of the Genesee River in the northwest section of the city of Rochester, Monroe County, New York. The district was bounded on the east by Maplewood Park, originally part of a large urban Frederick Law Olmsted-designed park known as Seneca Park East and West, located along the east and west banks of the Genesee River. The original district basically forms a large L running east-to-west along the full length of Seneca Parkway, a divided residential street, and Lake and Maplewood Avenues, which run parallel to the Genesee River. As a result of further research, this nomination expands the boundary to the south to include Albemarle Street, Alameda Street, and Raines Park, along with portions of Augustine Street and Burke Terrace. On the north side of the district, portions of Magee Avenue, Maplewood Avenue and Riverside Street are being added, along with an individual property at 1386 Lake Avenue. All added properties are contiguous to the listed district and share the same degree of historic and architectural integrity. A building list is attached at the end of this narrative that describes the added properties in detail.

Buildings in the boundary increase area are similar to those in the original Maplewood Historic District in age, style, and character, although generally at a slightly smaller scale. To the extent that architects are known, they were, as in the original district, local and regional architects. H.B. Nurse, Joseph Oberlies, James R. Tyler, and Leander McCord are known to have designed houses both in the original district and in the expansion area. Most houses in the boundary increase area were built as single-family houses; some were built as doubles, usually identifiable by the presence of two separate front porches. A handful of buildings on Maplewood Avenue were built as double or multi-family apartment buildings with one or two two-story front porches, allowing each unit to have a private front porch.

The most stylistic diversity in the boundary increase area is found at the east end of Augustine Street, Burke Terrace, Magee Avenue, and Riverside Street. These streets are characterized primarily by a mix of late Queen Anne and early Colonial Revival and Craftsman-style houses dating to the turn-of-the-twentieth century. Examples of the Queen Anne style include the houses at 3 Burke Terrace, 26 Augustine Street, 40 Augustine Street, 68 Augustine Street, 27 Riverside Street, and 42 Riverside Street. A number of houses represent the transitional or Free Classic interpretation of the Queen Anne style, with a mix of Queen Anne and Colonial Revival features; a few examples are the houses at 39 Augustine Street, 53 Augustine Street, 74 Augustine Street, and 45 Magee Avenue. The Tudor Revival style is not common in the district; the house at 21 Alameda Street is the only example that fully expresses this style. Eclectic houses include the stucco house

Maplewood Historic District Boundary Increase  
Name of Property

Monroe County, NY  
County and State

at 47 Alameda Street, which has some unusual, vaguely Mediterranean elements; the stately house at 117 Magee Avenue, which combines Prairie and classical influences; and the house at 1386 Lake Avenue, which has a mix of Colonial Revival and Craftsman features.

The majority of houses in the boundary increase area are American Foursquare in form, with boxy massing, partial- or full-width front porches, hipped or gabled roofs with dormers, and modest Craftsman and/or Colonial Revival features. Most of the houses along Albemarle and Augustine streets are of this type, creating a consistent streetscape of identical lot sizes, matching heights and setbacks, and similar rooflines. Most houses were originally clad in wood clapboard or shingle siding, or a combination of both; ribbon-coursed shingle siding is common.

Common alterations include installation of replacement siding (usually aluminum, asbestos shingle, or vinyl), window replacements and porch enclosures. Some porches appear to have been enclosed either originally or quite early, and retain original balustrades and posts. More recent enclosures tend to more thoroughly obscure the original appearance of openness, but for the most part, these alterations do not interrupt the streetscape or obscure the houses' character.

Clay Avenue is not included because, while it has several good examples of Craftsman and Colonial Revival architecture and features deep setbacks and lot sizes similar to Magee Avenue, intrusions and alterations have diminished its integrity as a streetscape. Most of Raines Park and the blocks to the west toward Dewey Avenue are not included because the great majority of houses on these streets lack the architectural character or integrity typical of the district, nor do these streets have the parklike landscape features that distinguish the district. The large majority of houses on these blocks have been altered with replacement materials; porch alterations and replacement windows are also common. The rest of the Gorsline Tract (i.e., Gorsline Street) is comparable in age and architectural style to Riverside Street, but is omitted from the proposed expansion because of an overall low level of integrity. The rest of Birr Street is not included because houses have been extensively altered and do not retain enough integrity to qualify for the National Register.

## **Building List**

Most dates are based on available plat maps from 1900, 1910, 1918, and 1926; a date range (e.g. 1910-1918) means the building did not appear on the earlier map and did appear on the later one. More exact dates are generally based on building permits reported in newspaper notices or on information from previous documentation of individual buildings.

### **Alameda Street**

Maplewood Historic District Boundary Increase  
Name of Property

Monroe County, NY  
County and State

**21 Alameda Street, 1918-22**

**Contributing**

Two-story house with stucco exterior and Tudor Revival features. Asymmetrical front-gabled roof, extending lower on east side to enclose a nested-gable sun porch. Leaded-glass casement windows. Front bay window has turned spindles at corners. Main entrance is on west side of house with flared hood. Cross-gable wing on east side behind sun porch. Asphalt shingle roof. Resembles the work of architect Leander McCord.

**24 Alameda Street, 1910-18**

**Contributing**

Two-story frame house with American Foursquare massing and modest Colonial Revival and Craftsman detail. Partial-width, hip-roofed front porch with Ionic columns. Bay window next to front porch; above bay window a pent roof connects with porch roof. Hipped roof with flared eaves; front and side dormers with gable roofs. Windows generally 6/1 double-hung replacement sash. Concrete and brick foundation; vinyl siding; asphalt shingle roof.

Contributing one-story, hip-roofed one-car garage with ribbon-coursed shingle siding, single overhead garage door, and pedestrian door.

**27 Alameda Street, 1910-18**

**Contributing**

Two-story frame house with American Foursquare massing and Craftsman features. Nearly full-width front porch with low-pitched hipped roof above solid brick base and three square posts at each front corner. Craftsman-style ribbon-coursed wood shingles above tall buff-brick base. Main entrance is on east side. Windows generally 8/1 double-hung sash. Hipped roof with flared eaves; hip-roofed front and side dormers, each with three square casement windows.

Contributing one-story, two-car garage with hipped roof and diminutive cupola; difficult to see but appears to be historic. There is also a shed; too small to count.

**30 Alameda Street, 1918-26**

**Contributing**

Two-story frame house with jerkinhead roof; pent roof wraps across south (front). Side-oriented main entrance on east side with slender columns supporting hipped roof topped by metal rail. Enclosed porch on south side (front) with low-pitched roof. Windows generally double-hung sash occurring in various sizes and configurations. Aluminum siding; asphalt shingle roof.

Contributing one-story, flat-roofed garage behind the house; difficult to see but appears to have bracketed eaves and one garage door.

**35 Alameda Street, 1913; Joseph B. Peno, likely original owner/architect** **Contributing**

Two-story frame house with American Foursquare massing and classical Colonial Revival detail. Half-width front porch with tapered square columns and off-center front steps. Bay window next to front porch. Side-gabled roof with returns and broad shed-roofed front dormer. Porch, bay window, main roof, and dormers all have block modillions at eaves. Vinyl siding, narrower at first floor than second. Diamond-shaped window at center of second floor front. First-floor windows are 6/1 double-hung wood sash; second-floor windows are 1/1 double-hung replacement sash.

**38 Alameda Street, 1910-18**

**Contributing**

Two-story frame house with American Foursquare form and Craftsman features. Partial-width front porch with solid brick rail, square brick posts, and hipped roof. Wood shingle siding; ribbon-coursed on first floor. Second-floor front bay window above porch. Hipped roof with flared eaves and hip-roofed front and side dormers. Most windows are 1/1 replacement sash; some decorative leaded glass.

Contributing one-story frame garage with two overhead garage doors and hipped roof.

Maplewood Historic District Boundary Increase  
Name of Property

Monroe County, NY  
County and State

**39 Alameda Street, 1915; Joseph H. Oberlies, architect**

**Contributing**

Two-story frame house with eclectic features. Hipped roof with deeply overhanging, slightly flared eaves; pent roof between first and second floors. Symmetrical facade features curved front porch supported by stout round columns with curved crenellated parapet. Main entrance is via a side door on east side, with shallow porch featuring porch with the same style of columns and parapet as on the front porch. Most windows are 6/1 double-hung wood sash; front first-floor windows are arched casements with decorative transoms above. Aluminum siding; asphalt shingle roof.

Contributing one-story frame gable-roofed two-car garage with single overhead rolling garage door.

**44 Alameda Street, 1914; J.R. Tyler, architect**

**Contributing**

Two-story house with brick exterior and side-gabled roof. Full-width pent-roofed screened front porch. Primary entrance is on east side with projecting bay supported by brackets above it. Most windows are 1/1 double-hung sash; first story windows are segmentally arched. Asphalt shingle roof.

**47 Alameda Street, 1910-18**

**Contributing**

Two-story house with rough stucco exterior and eclectic Mission/Spanish Revival-inspired features. Partial-width enclosed front porch with pent roof wraps around northeast corner of the house with bank of casement windows along east side. Next to the porch the front door is sheltered by a pent roof supported by square posts; front door is set into a recessed stucco arch. Front wall dormer with false front in the shape of a gable with stepped corners. Decorative accents applied to dormer accentuate this feature. Exposed rafter tails at eaves of main roof, porch roof, and front entry roof.

Contributing one-story garage with stucco exterior, gable roof, and single overhead rolling garage door.

**50 Alameda Street, 1910-18**

**Contributing**

Two-story frame house with American Foursquare massing. Nearly full-width, enclosed porch spans front with hipped roof and three sets of triple casement windows across the front, one set of triple casement windows on each side. Main entrance on east side of the house has raised stoop with solid rail, square posts, and hipped roof. Hipped roof with flared eaves; front and side hip-roofed dormers, also with flared eaves. Aluminum siding; asphalt shingle roof.

Contributing one-story frame one-car garage with flat roof and overhead rolling garage door.

**53 Alameda Street, ca. 1930-40**

**Contributing**

One-story garage constructed of smooth concrete blocks with beveled edges. Hipped roof; glass-block windows. Although located on a separate tax parcel this is associated with the house at 47 Alameda Street.

**56 Alameda Street, 1910-18**

**Contributing**

Two-story frame house with boxy American Foursquare-like massing. Symmetrical façade with central, nearly full-width front porch; porch has solid brick base and tapered, fluted Doric columns supporting tall entablature; flat porch roof with flat solid parapet. Main entrance is on east side of house with brick and concrete stoop, columns, entablature and parapet similar to those of the front porch; flat hood cantilevers out from entablature. Hipped roof has broadly overhanging eaves. Jerkinhead dormers on east and west sides. Windows generally 1/1 replacement sash. Vinyl siding above tall brick base; asphalt shingle roof.

Contributing one-story frame two-car garage with flat roof, bracketed eaves, two overhead rolling garage doors.

**60 Alameda Street, 1914; Joseph H. Oberlies, architect**

**Contributing**

Two-story frame house with American Foursquare massing and Craftsman features. Deep partial-width hip-roofed front porch with three square posts at each front corner, supporting arched entablature. Projecting

Maplewood Historic District Boundary Increase  
Name of Property

Monroe County, NY  
County and State

second story (front only) over bay window. Hipped roof; hipped front and side dormers. Windows generally 1/1 double-hung replacement sash; smaller central leaded-glass window at second-floor front.

Contributing one-story frame one-car garage with jerkinhead roof and overhead rolling garage door.

**65 Alameda Street, 1910-18**

**Contributing**

Two-story frame house with American Foursquare massing. Nearly full-width, enclosed front porch has no exterior door. Main entrance is on east side of house, sheltered by hipped hood supported by brackets. Exterior cladding is brick (first floor) and vinyl (second floor and dormers). Hipped roof with hip-roofed front and shed-roofed side dormers. Asphalt shingle roof. Windows generally double-hung sash, some replaced.

Contributing one-story brick garage with jerkinhead roof and wide overhead rolling door.

**67-69 Alameda Street, 1916; Arthur F. Burrows, owner/architect**

**Contributing**

Two-story eclectic frame house, built as a double residence; gable-on-hip roof with side shed dormers. Enclosed half-width front porch next to two-story polygonal projecting bay with first- and second-floor bay windows. Enclosed side porch on east side. Brick chimney at center of front gable, flanked by quarter-round attic windows. Windows generally 1/1 double-hung replacement sash. Vinyl siding; asphalt shingle roof.

Contributing one-story frame two-car garage with front-gabled roof and single overhead garage door.

**70 Alameda Street, 1914; F. Ray Sherer, architect**

**Contributing**

Two-story frame house with American Foursquare massing. Full-width front porch with low-pitched hipped roof supported by broad, tapered square columns; shape of columns is echoed in shape of porch rail balusters. Off-center front door flanked by sidelights. Hipped roof with flared eaves; front and side dormers also have hipped roofs with flared eaves. Windows generally 6/1 double-hung wood sash; dormer windows have decorative upper sash. Aluminum siding; asphalt shingle roof.

**74 Alameda Street, 1910-18**

**Contributing**

Two-story frame house with boxy American Foursquare massing. Side-gabled roof with deep overhangs. Nearly full-width, enclosed front porch with banks of 1/1 double-hung wood windows on front and sides and no exterior door. Main entrance is on east side of house and has concrete stoop and cheek walls, square posts, and pent-roofed hood. Windows generally 1/1 double-hung sash; diamond-paned casement windows in shed-roofed dormer. Vinyl siding; asphalt shingle roof.

Contributing one-story frame garage with gabled roof; difficult to see due to location behind and downhill from the house.

**75-77 Alameda Street, 1910-18 (likely 1913)**

**Contributing**

Two-story, two-family house with boxy American Foursquare massing and hipped roof with front and side shed dormers. House is set on an elevated site with front projecting below-grade garage supporting porch. Half-width front porch has tapered square posts, wood balustrade with slat spindles, and low-pitched roof. Recessed entry porch at northeast corner. Windows generally 1/1 replacement sash. Vinyl siding; siding on front second floor oriented diagonally. Asphalt shingle roof.

**80 Alameda Street, 1910-18**

**Contributing**

Two-story frame house with closed-gable roof. Enclosed, nearly full-width front porch with low-pitched gable roof and no exterior door. Main entrance is on east side and consists of a brick and concrete stoop with cantilevered, pent-roofed hood. Windows generally 1/1 double-hung wood sash; triple window in gable end with 6/1 flanked by two 4/1 double-hung windows. Asbestos shingle siding; asphalt shingle roof.



Maplewood Historic District Boundary Increase  
Name of Property

Monroe County, NY  
County and State

Contributing one-story frame two-car garage with two overhead rolling garage doors and half-round window in gable.

**83 Alameda Street, 1910-18 or c. 1940**

**Contributing**

No house on this lot. The only building on the lot is a one-story, two-car garage with hipped roof and two rolling overhead garage doors. Although clearly associated with 89 Alameda Street it is situated on a legally separate lot with its own address.

**86 Alameda Street, 1910-18**

**Contributing**

Two-story frame house with American Foursquare massing. Hip-roofed partial-width front porch wraps southeast corner; porch has square posts wrapped in aluminum siding. Next to porch is bay window with 6/1 double-hung replacement windows (lower sash taller than upper sash). Windows otherwise generally 8/1 double-hung wood sash. Hipped roof with flared eaves; front and side gable-roofed dormers. Aluminum siding; asphalt shingle roof.

Contributing one-story frame garage with single overhead garage door.

**89 Alameda Street, 1922**

**Contributing**

Building permit notice identifies Fred Stoffel as owner, architect, mason and contractor. One and one-half story house with bungalow massing: side-gabled roof with half-enclosed, full-width front porch contained under a lower-pitched extension of the main roof. Front full-width dormer has twin hipped roof. Windows generally 6/1 double-hung wood sash. Shingle siding; asphalt shingle roof.

Noncontributing one-story frame two-car garage with jerkinhead roof and two garage doors on east side; noncontributing due to age.

**98 Alameda Street, 1910-18**

**Contributing**

Two-story frame house with American Foursquare massing and Colonial Revival details. Nearly full-width enclosed porch with no exterior door; front of porch features engaged Doric columns flanking enclosing partially glazed panels; square corner posts are wrapped in aluminum siding. Primary entrance is on east side of house and has round Doric columns supporting pedimented hood. Windows generally 8/1 double-hung sash with arched casement windows in gable-roofed dormers. Hipped roof with flared eaves. Aluminum siding; asphalt shingle roof.

Contributing one-story frame garage with ribbon-coursed wood shingles and hipped roof.

**104 Alameda Street, 1910-18**

**Contributing**

Two-story frame house with American Foursquare massing. Full-width front porch with low-pitched hipped roof; square porch posts in groups of three at corners, two at center. Wood balustrade. Porch has no exterior entrance; entry from porch to house consists of a double door flanked by windows, above each of which is a transom angled at the top. Closed-gable roof with paired wood casement windows in gable set within a single segmentally arched surround. Windows otherwise 8/8 double-hung replacement sash. Asbestos shingle siding; asphalt shingle roof.

**110 Alameda Street, 1910-18**

**Contributing**

Two-story frame house; closed-gable roof with jerkinhead peak and hip-roofed side dormers. One-bay enclosed gable-roofed entry porch projects at southeast corner; front entrance has door flanked by sidelights with a narrow 4/1 window to either side. Full-width front deck (not original) extends across entire house including entry porch. Left of entry porch is a front bay window containing five 6/1 cottage-style double-hung sash. Pent roof with brackets above bay window. Two front second-floor 8/1 double-hung wood windows. Paired casement windows in gable with single pointed surround. Vinyl siding; asphalt shingle roof.

Maplewood Historic District Boundary Increase  
Name of Property

Monroe County, NY  
County and State

Gable-roofed shed at rear of property; too small to count.

**114 Alameda Street, 1910-18**

**Contributing**

Two-story frame house with side-gabled roof. Two-bay facade: left (west) bay has projecting enclosed entry porch with gable roof; front door flanked by wide sidelights. Brick front steps. Above the porch are paired 6/1 windows; above this is a gabled dormer with arched double-hung window. Right (east) of porch is a two-story projecting bay with gable above; one 6/1 window at front of bay with 4/1 window to either side (same configuration at first and second floors). Windows appear to be double-hung wood sash, most 6/1 with some 4/1. Aluminum siding; asphalt shingle roof.

Contributing one-story garage with gable roof, extending west to span rear yard. This appears to have been a period garage (east, gable-roofed portion) that was enlarged.

**124 Alameda Street, 1910-18**

**Contributing**

Two-story frame house with American Foursquare massing. Full-width front porch enclosed by banks of windows; slender round columns and tapered square posts at porch corners. No exterior entrance to porch. Main entry is on east side sheltered by a gabled hood. Hipped roof; hip-roofed front and side dormers. Windows generally 1/1 replacement sash. Vinyl siding; asphalt shingle roof.

Contributing one-story frame garage with hipped roof and single overhead garage door.

**126 Alameda Street, 1910-18**

**Contributing**

Two-story frame house with American Foursquare massing. One-bay entry porch with hipped roof, solid rail, and square corner posts, all faced with stucco. Low wall topped with metal balustrade extends to form uncovered porch across façade. To the right of the entry porch is a front bay window containing three 6/1 and two 4/1 double-hung wood windows; bay window topped by pent overhang. Second floor front has two windows, each 8/1 double-hung wood sash. Front and side dormers have gable roofs with returns. Stucco exterior; asphalt shingle roof.

Contributing one-story frame garage with hipped roof and paired swinging garage doors.

**130 Alameda Street, 1910-18**

**Contributing**

Two-story frame house. Full-width front porch has hipped roof and broad front pediment over entrance; round fluted columns. Porch shelters a first-floor bay window to the left (west), with front door to the right. Front-gabled roof with returns; side dormers also have gabled roofs with returns. Paired double-hung windows in gable. Windows generally 1/1 double-hung sash at front; some 6/1 at sides. Vinyl siding; asphalt shingle roof.

Noncontributing one-story frame garage with flat roof and single wide overhead garage door; noncontributing due to age.

**134 Alameda Street, 1910-18**

**Contributing**

Two-story frame house. Full-width, enclosed front porch with hipped roof; front picture window is the only opening. Entrance to house on east side sheltered by hip-roofed hood with brackets; a modern wood ramp extends from door to sidewalk. Gable-on-hip roof; gable-roofed dormer on west side. Windows generally 8/1 double-hung sash; paired 1/1 sash in gable. Aluminum siding; asphalt shingle roof. Despite alterations to porch and to exterior materials, this house retains form and general character consistent with the streetscape.

Contributing one-story frame garage with hipped roof; difficult to see due to location at back of property.

**138 Alameda Street, 1910-18**

**Contributing**

Maplewood Historic District Boundary Increase  
Name of Property

Monroe County, NY  
County and State

Two-story frame house with American Foursquare massing. Enclosed, full-width front porch with hipped roof and bank of windows on front; retains original tapered square corner posts. Hipped roof with flared eaves and gable-roofed front and side dormers. Two second-floor front 8/1 double-hung replacement sash; other window configurations vary including 1/1 and 4/1.

Contributing one-story frame garage with gable roof; single overhead garage door oriented to Raines Park.

**151 Alameda Street, 1914; Clarence F. Leggett, architect** **Contributing**

Two-story frame house; gabled roof with prominent returns. Cobblestone foundation. Primary façade is oriented to Raines Park and has wood stoop; central entrance surround has pilasters and sidelights with slightly projecting cornice. Projecting side porch on south side, facing Alameda street, has pedimented roof and square corner posts with slender pilasters and wood rail. Semi-arched windows in gables. Vinyl siding; asphalt shingle roof. Windows generally 1/1 double-hung replacement sash.

This house is distinctive in the neighborhood and unusual for its historically inspired elements, notably the cobblestone foundation. The 1914 building permit notice for this house indicates it was designed by architect Clarence F. Leggett for owner S. A. Leggett and was built on a cobblestone foundation.

**152 Alameda Street, 1910-18** **Contributing**

Two-story frame house with American Foursquare massing. Off-center front entrance has brick stoop, flat roof, and four tall square columns (stoop and porch not original). Front bay window. Windows generally 1/1 double-hung replacement sash. Hipped roof with front and side hip-roofed dormers. Vinyl siding; asphalt shingle roof.

**155 Alameda Street, 1910-18** **Contributing**

Two-story frame house with Colonial Revival character. Off-center entrance with barrel-arched hood and square posts on concrete stoop. First floor front also has bay window with three 1/1 double-hung replacement windows. Three evenly spaced second-floor front windows. Side-gabled roof has central triangular dormer with single fixed window. Windows generally 1/1 double-hung replacement sash. Vinyl siding; asphalt shingle roof.

Contributing one-story frame gable-roofed garage with single overhead rolling garage door.

**158 Alameda Street, 1910-18** **Contributing**

Two-story frame house with American Foursquare massing. Enclosed, full-width front porch with hipped roof and bank of windows on front and sides; entrance to porch on east side. Secondary entrance on east side of house with no hood or stoop. Windows generally 6/1 double-hung wood sash. Hipped roof with hip-roofed front and side dormers. Aluminum siding; asphalt shingle roof.

Contributing one-story frame garage with hipped roof and two sliding garage doors.

**160 Alameda Street, 1910-18** **Contributing**

Two-story frame house; side-gabled roof with returns. Half-width front porch with hipped roof and square wood posts. To the right of the porch is a bay window with three 1/1 double-hung windows. Front pent-roofed dormer contains two 1/1 double-hung windows. Projecting one-story second-floor bays at east and west sides near rear of house. Windows generally 1/1 double-hung replacement sash. Vinyl siding; asphalt shingle roof.

Contributing one-story frame garage with hipped roof.

**161 Alameda Street, 1910-18** **Contributing**

Two-story frame house with American Foursquare form and Craftsman features. Partial-width, one-story hip-roofed front porch with brick base, tapered square wood columns, wood balustrade, and decorative entablature with cut-out pointed shape. Front bay window has 4/1 window on each side, two 6/1 windows at

Maplewood Historic District Boundary Increase  
Name of Property

Monroe County, NY  
County and State

front. Hipped roof with flared eaves; front and side hip-roofed dormers also have flared eaves, and each dormer contains two 8/1 double-hung wood windows. Other windows generally 6/1 double-hung wood sash. Ribbon-coursed wood shingle siding; asphalt shingle roof.

Contributing one-story frame two-bay garage with hipped roof.

**167 Alameda Street, 1910-18**

**Contributing**

Two-story frame house with Colonial Revival features. Full-width front porch has round columns, wood railing, and roof balustrade. Porch shelters off-center front entrance at right (west); left of front door is a first-floor bay window containing three 1/1 double-hung windows. Two second-floor front 1/1 double-hung windows with decorative oval window at center. Triple window in gable with taller center window; center opening is arched, infilled with rectangular sash. Windows generally 1/1 double-hung replacement sash. Oval window at center front, second floor, is original. Front-gabled roof with returns; side gable-roofed dormers, also with returns. Wood clapboard siding; asphalt shingle roof.

**168 Alameda Street, 1910-18**

**Contributing**

Two-story frame house with modest Colonial Revival features. Full-width front porch with tapered round columns and wood balustrade; hipped porch roof with open pediment above off-center front steps. Off-center front door with 1/1 double-hung window to the left. Triple window to the right of front door has stained glass in central upper sash. Two double-hung front second-floor windows with diminutive diamond-paned casement window between them. Triple window in gable with larger, wider center window. Bay window on east side of house; narrow two-story bay on west side projects above side door and terminates at a dormer-like gable. Windows generally 1/1 double-hung replacement sash. Asbestos shingle siding; asphalt shingle roof.

Contributing one-story frame gable-roofed garage; difficult to see at back of property behind a fence.

**169 Alameda Street, 1916; H.B. Nurse, architect (likely)**

**Contributing**

Two-story frame house with boxy massing and Colonial Revival features. Nearly full-width front porch with curved footprint has round columns and wood balustrade. There is no exterior entrance to porch; porch shelters double door to interior flanked by 4/4 windows. Main entrance is on east side of house via an entry porch with round columns and a pent-roofed hood. Second-floor front central 6-lite replacement window with one 6/1 double-hung window to either side. Hipped roof; arched front and side dormers. Windows generally 6/1 double-hung replacement sash. Concrete chimney on west side is not original. Aluminum siding; asphalt shingle roof.

**174 Alameda Street, 1910-18**

**Contributing**

Two-story frame house with American Foursquare massing. Full-width front porch, mostly enclosed by banks of windows; square battered posts flank paired 1/1 double-hung porch windows above solid sided balustrade. East end of porch is open with exposed tapered post and recessed entry. Hipped roof with hip-roofed front and side dormers. Windows generally 1/1 double-hung replacement sash. Vinyl siding; asphalt shingle roof.

Frame shed in rear yard; too small to count.

**177 Alameda Street, 1910-18**

**Contributing**

Two-story frame house. Full-width front porch with low-pitched roof; deep porch roof overhang with modillions at eaves. Porch has square battered posts and wood balustrade in an X pattern. Off-center front door with single 1/1 window to the right and triple window to the left. Second story has two 1/1 windows; single 1/1 window in gable. Low-pitched gable roof with deep enclosed eaves at sides and shallow front eaves. Windows generally 1/1 double-hung replacement sash. Wood clapboard siding at first floor, wood shingle at second; aluminum siding in gable. Asphalt shingle roof.

Contributing one-story concrete block garage with two pairs of swinging doors.

Maplewood Historic District Boundary Increase  
Name of Property

Monroe County, NY  
County and State

**178 Alameda Street, 1910; Leander McCord, architect**

**Contributing**

Two-story frame house with American Foursquare massing. Nearly full-width, pent-roofed front porch with square posts; arched spandrels between posts infilled by wood grid latticework. No exterior entrance to porch; latticework conceals other first-floor front features. Main entrance on east side of house has concrete steps and diminutive arched hood; secondary east side entrance with pent-roofed hood. Wood diamond-paned window at center of second-story front with one 1/1 double-hung window to either side. Hipped roof; hip-roofed front dormer contains six-lite wood window. Windows generally 1/1 double-hung replacement sash. Asbestos shingle siding; asphalt shingle roof.

Building permit notice indicates this was an early work of Leander McCord, better known for his Tudor Revival-style houses of the 1920s; the porch is typical of his work. Contributing one-story frame garage with hipped roof and two sliding doors.

**183 Alameda Street, 1910-18**

**Contributing**

Two-story frame house with American Foursquare massing. Nearly full-width front porch has solid shingled balustrade supporting square posts with brackets. No exterior entrance to front porch; main entry is on the east side sheltered by a hip-roofed hood supported by brackets. Next to the side entrance are a bay window (to the rear) and triple window (toward the front of the house). Two second-floor front 6/1 double-hung wood windows. Hipped roof with hip-roofed front and side dormers; paired 6-lite wood windows in front dormer, single 6-lite windows at side dormers. Windows generally 6/1 double-hung wood sash. Wood shingle siding; asphalt shingle roof.

Contributing one-story, one-bay frame garage with hipped roof.

**184 Alameda Street, c. 1910**

**Contributing**

Unusual house with a form unlike any other in the neighborhood. Second-floor walls taper, creating a gambrel shape that overhangs above first floor. Half-width enclosed front porch with hipped roof. To the right of the porch is a bay window containing three 1/1 double-hung windows. First floor clad in stucco; second story has asbestos shingle siding on front and sides. Asphalt shingle roof with gabled wall dormers. Windows generally 1/1 double-hung wood sash; windows on sides are recessed due to tapered walls. This is one of a handful of houses on the street that appeared on the 1910 plat map; its unusual form suggests a custom design.

Contributing one-story, two-bay frame garage with hipped roof.

**188 Alameda Street, 1918-24**

**Contributing**

Two-story frame house with American Foursquare massing and a mix of Colonial Revival and Craftsman features. Partial-width, hip-roofed front porch was recently enclosed, retaining parts of earlier paneled rail as well as round columns at corners. Porch now has vertically oriented picture windows at front; double-hung side windows. To the right of the porch, front entrance has concrete steps, shallow hood with round columns and pediment hood, and sidelights flanking front door. Two front second-floor 6/1 windows; bay window on west side. Windows generally 6/1 double-hung wood sash; bank of four 6/1 double-hung windows in front hip-roofed dormer. Hipped roof with flared eaves. Aluminum siding; asphalt shingle roof.

Contributing one-story frame garage with overhead rolling garage door; hipped roof with slightly flared eaves.

**189 Alameda Street, 1910-18**

**Contributing**

Two-story frame house with American Foursquare massing and modest Colonial Revival features. Full-width, pent-roofed front porch with slender square posts occurring in pairs, with latticework between them. Off-center front entrance. Two second-floor front windows. All windows are currently covered by security panels so materials and muntin patterns are not visible. Side-gabled roof with front gabled dormer, which contains three double-hung windows with paneled upper sash. Aluminum siding; asphalt shingle roof.

Maplewood Historic District Boundary Increase  
Name of Property

Monroe County, NY  
County and State

**191 Alameda Street, 1910-18**

**Contributing**

Two-story frame house with closed-gable roof. Full-width front porch with low-pitched roof and gable over front steps; porch has tapered square posts and railing with patterned balustrade (balusters in pattern of two narrow, one wider, two narrow, etc.). Two second-floor front double-hung windows with oval window between them; Palladian attic window in gable. Side dormers have gable roofs with returns. Windows generally 1/1 double-hung replacement sash. Vinyl siding; asphalt shingle roof.

**196 Alameda Street, 1910-18**

**Contributing**

Two-story frame house with American Foursquare massing and Craftsman features. Nearly full-width, hip-roofed front porch has two square posts at each front corner, with decorative patterned latticework in the space between the paired posts; wood rail has wide balusters. Second-floor front central four-pane window with one 6/1 window to either side. Bay window on west side; side entrance with gabled hood supported by brackets on east side. Wide clapboard siding on first floor; ribbon-coursed wood shingles on second. Front-gabled roof with returns; triple attic window in gable with taller, wider central window. Windows generally 6/1 double-hung replacement sash.

Contributing one-story frame hip-roofed garage.

**199 Alameda Street, 1914; H.J. French, architect**

**Contributing**

Two-story frame house with American Foursquare massing. Full-width front porch with low-pitched roof and tapered square columns; wood X-patterned rail. Off-center entrance with a single window to the right (west) and triple window to the left. Two front second-floor double-hung windows with a small diamond-paned window between them; small center window has diamond-pattern muntins. Bay window on east side of house; projecting bay above side door on west side, directly below side dormer. Hipped roof with flared eaves; gabled front dormer contains pair of windows, each with diamond-patterned upper sash. Gabled side dormers with single window in each. Windows generally 1/1 double-hung wood sash. Rock-faced concrete block foundation; aluminum siding; asphalt shingle roof.

Contributing one-story frame one-bay garage with hipped roof.

**200 Alameda Street, 1910-18**

**Contributing**

Two-story frame house with L-shaped footprint and gable-on-hip roof. Hip-roofed side wing at back extends to east. Deep, nearly full-width front porch has segmentally vaulted roof at center between groups of three square columns at each front corner. Segmental vault shape is echoed in similar form of side entry porch at intersection of front and side wings, and in segmentally arched top of gable window surround. Two front second-floor 6/1 double-hung windows. Three evenly spaced decorative elements just below eaves, in the shape of downward-pointing arrows. Wood shingle siding; asphalt shingle roof.

Frame shed at rear of property; too small to count.

**205 Alameda Street, 1914; H.J. French, architect**

**Contributing**

Two-story frame house with American Foursquare massing. Full-width, enclosed front porch with low-pitched roof; between porch windows and sided balustrade are tapered square columns and dentilled cornice. Clapboard siding below windows and between columns. Two second-floor front 6/1 double-hung windows; bay window on east side; side door on west side with a projecting bay above it. Hipped roof with front and side hip-roofed dormers. Windows generally 6/1 double-hung wood sash, except in porch; paired 9-lite wood windows in dormers. Clapboard siding at first floor; stucco from second-floor sills to eaves.

**206 Alameda Street, 1910-18**

**Contributing**

Two-story frame house with American Foursquare massing. Full-width hip-roofed front porch with cross-gable over entrance; porch is enclosed by banks of windows over solid sided rail. Two front second-floor double-

Maplewood Historic District Boundary Increase  
Name of Property

Monroe County, NY  
County and State

hung windows with small four-paned window centered between them. Bay window on east side; projecting bay above side door on west side contains arched window. Hipped roof with hip-roofed front and side dormers; front dormer has paired double-hung windows with decorative upper and lower muntin patterns. Windows otherwise generally 1/1 double-hung sash. Rock-faced concrete block foundation; asbestos shingle siding; asphalt shingle roof.

Contributing one-story garage with two bays and hipped roof; difficult to see at rear of property behind vegetation.

**209 Alameda Street, 1910-18**

**Contributing**

Two-story frame house with American Foursquare massing. Full-width enclosed front porch with low-pitched roof; porch has solid balustrade clad in ribbon-coursed wood shingles, double-hung windows, and square posts in groups of two or three with grid lattice between them. Two front second-floor double-hung windows. Hipped roof with hip-roofed front and side dormers. Some 6/1 double-hung wood sash and some 1/1 double-hung replacement sash. Rock-faced concrete block foundation, ribbon-coursed wood shingle siding; asphalt shingle roof.

Contributing one-story, two-car frame garage with single overhead garage door and hipped roof.

**210 Alameda Street, 1910-18**

**Contributing**

Two-story frame house with American Foursquare massing. Full-width, hip-roofed enclosed front porch has solid sided balustrade with banks of narrow windows above. Off-center front entrance. Two 1/1 second-story front windows. Bay window on east side; projecting bay on west side above side door. Hipped roof with hip-roofed front and side dormers. Windows generally 1/1 double-hung replacement sash. Rock-faced concrete block foundation; aluminum siding at first floor; synthetic shingle siding at second floor. Asphalt shingle roof.

A garage directly behind the house is not easily visible; presumed noncontributing due to age, due to nontraditional placement. There is also a gambrel-roofed frame shed; too small to count.

**216 Alameda Street, 1914; Wm. T. Mullen, owner/architect**

**Contributing**

Two-story frame house; front-gabled roof with enclosed returns. Full-width front porch with tapered square columns supporting hipped roof with pediment over off-center entrance; porch has wood rail. Two 1/1 double-hung front windows; Palladian window in gable. Concrete and brick foundation; wood clapboard siding at first floor; asbestos shingle siding at second floor. Side gable-roofed dormers.

Contributing one-story concrete garage with shed roof; pent-roofed overhang over single garage bay with rolling garage door.

**217 Alameda Street, 1910-18**

**Contributing**

Two-story frame house with American Foursquare massing. Partial-width front porch with tapered square posts, wood balustrade with tapered slat spindles, and closed-gable roof. On the right of the porch is a front Chicago-style bay window supported by brackets. Second-story front four-lite casement window at center, one double-hung to either side. Hipped roof with hip-roofed front and side dormers; front dormer has two 12-light windows and side dormers have one 12-light window each. Concrete and brick foundation; clapboard siding at first floor; ribbon-coursed wood shingle siding at second floor. Asphalt shingle roof.

**222 Alameda Street, 1914; Wm. T. Mullen, owner/architect**

**Contributing**

Two-story frame house with front-gabled roof. Full-width enclosed front porch with pent roof; porch has solid vinyl-sided balustrade and banks of 6/1 replacement windows; off-center entry hood over brick and concrete stoop. Two front second-floor windows, each 1/1 replacement sash; wider 1/1 window in gable has decorative upper sash matching the single sash in each side dormer. Bay window on east side; projecting bay above side entrance on west side. Rock-faced concrete block foundation; vinyl siding; asphalt shingle roof.

Maplewood Historic District Boundary Increase  
Name of Property

Monroe County, NY  
County and State

Contributing one-story frame hip-roofed garage.

**225 Alameda Street, 1910-18**

**Contributing**

One-story frame house; front-gabled roof with returns. Half-width front porch with closed-gable roof; porch has solid asbestos shingle-sided balustrade with tapered square posts. To the left of the porch is a bay window on brackets containing two 6/1 windows at center, one 4/1 window to either side. Side porch on east side has hipped roof, square wood posts, and wood balustrade with tapered slat spindles. Two front second-floor 1/1 double-hung windows. Triple window in gable has center 6/6 double-hung sash flanked by smaller 8-light windows. Side dormers have gable roofs with returns. Rock-faced concrete block foundation; asbestos shingle siding; asphalt shingle roof.

Contributing one-story concrete-block garage with gable roof and single garage bay.

**226 Alameda Street, 1900-10**

**Contributing**

Two-story frame house with side-gabled roof. Partial-width enclosed front porch with closed-gable roof; solid sided rail with banks of 1/1 windows above. Chicago-style bay window to the left of the porch. Two front gable-roofed dormers contain 6/1 replacement windows. Windows elsewhere generally 1/1 double-hung replacement sash and retain original surrounds. Concrete and brick foundation; sections of porch foundation infilled with concrete block. Aluminum siding; asphalt shingle roof.

Contributing concrete block garage with flat or shed roof and three overhead rolling garage doors.

**232 Alameda Street, 1910-18**

**Contributing**

Two-story frame house with American Foursquare massing. Full-width, hip-roofed enclosed front porch has solid vinyl-sided balustrade and banks of 6/1 double-hung windows. Off-center main entrance. Bay window on east side; projecting bay above west side door. Two front second-floor windows, each 6/1 double-hung replacement sash. Hipped roof with hip-roofed front and side dormers. Rock-faced concrete block foundation; aluminum siding; asphalt shingle roof.

Noncontributing frame two-car garage with side-gabled roof and two overhead rolling garage doors; noncontributing due to age.

**233 Alameda Street, 1910-18**

**Contributing**

Two-story frame house with side-gabled roof. Partial-width enclosed front porch with closed-gable roof; battered square columns flank paneled balustrade with banks of windows above. To the right of the porch is a bay window supported by brackets, containing a Chicago-style triple window. Second-floor front four-light window at center with one 1/1 window to either side. Two front gable-roofed dormers clad in ribbon-coursed wood siding, each containing a 6/1 double-hung wood window. Otherwise windows generally 1/1 double-hung replacement sash. Concrete and brick foundation; clapboard siding from base to level of second-floor sills; wood shingle siding above.

Contributing one-story two-car garage with hipped roof and two overhead rolling garage doors.

**235 Alameda Street, 1910-18**

**Contributing**

Two-story frame house with American Foursquare massing. Full-width enclosed front porch has solid balustrade clad in ribbon-coursed wood shingle siding, below banks of double-hung windows flanked by paired square posts with grid lattice between them; off-center front entrance. Two front second-floor windows. Hipped roof with hip-roofed front and side dormers; front dormer has two 6/1 wood double-hung windows and side dormers each contain one 6/1 double-hung window. Rock-faced concrete block foundation; ribbon-coursed wood shingle siding; asphalt shingle roof.



Maplewood Historic District Boundary Increase  
Name of Property

Monroe County, NY  
County and State

Noncontributing one-story garage with side-gabled roof; noncontributing due to age.

**238 Alameda Street, 1910-18**

**Contributing**

Two-story frame house with American Foursquare massing. Full-width, hip-roofed enclosed front porch with pediment over off-center entrance; porch has solid vinyl-sided balustrade with banks of 1/1 windows above. Bay window on east side; projecting bay above west side entrance. Windows generally 1/1 double-hung replacement sash. Hipped roof with gable-roofed front and side dormers; dormers contain hopper windows (two in front dormer, one in each side dormer). Rock-faced concrete block foundation; vinyl siding; asphalt shingle roof.

Noncontributing one-story three-car garage with flat roof and three overhead rolling garage doors; appears modern (not on 1926 plat map).

**241 Alameda Street, 1900-10**

**Contributing**

Two-story frame house with American Foursquare massing. Full-width, enclosed front porch with hipped roof and pediment over off-center entrance; porch has tapered base clad in shingle siding below banks of 1/1 windows. Two front second-floor 1/1 double-hung windows with central oval window between them. Bay window on east side; projecting bay on east side above side door. Hipped roof with hip-roofed front and side dormers; front dormer contains two 1/1 double-hung windows each with patterned muntins; one window each in side dormers. Windows otherwise generally 1/1 double-hung sash. Rock-faced concrete block foundation; wood clapboard siding at first floor with wood shingles above.

**242 Alameda Street, 1900-10**

**Contributing**

Two-story frame house; front-gabled roof with returns. Full-width enclosed front porch has vinyl-sided balustrade and banks of double-hung windows; porch has hipped roof with pediment over off-center front entrance. Two front second-floor 1/1 double-hung windows; paired casement windows in gable. Bay window on east side; projecting bay on west side above side door. Rock-faced concrete block foundation; vinyl siding; asphalt shingle roof.

Contributing one-story frame garage with gabled roof.

**247 Alameda Street, 1910-18**

**Contributing**

Two-story frame house with American Foursquare massing. Partial-width front porch has tapered square columns and widely spaced tapered slat balusters; front-gabled porch roof. To the left of the porch is a bay window supported by brackets, containing a Chicago-style window; center window has leaded-glass upper sash. Second-floor front fixed or casement window at center with one 1/1 double-hung window to either side. Hipped roof with front and side hip-roofed dormers. Windows generally 1/1 double-hung replacement sash. Rock-faced concrete block foundation; aluminum siding; asphalt shingle roof.

**248 Alameda Street, 1910-18**

**Contributing**

Two-story frame house with front-gabled roof. Full-width enclosed front porch with vinyl-sided balustrade and banks of 4/1 double-hung windows. Two front second-floor 6/1 double-hung windows; three double-hung windows in gable just below projected gable peak. Gable returns are infilled. Bay window on east side; projecting bay on west side above side door. Side hip-roofed dormers with flared eaves. Windows generally 6/1 double hung sash and appear to be wood. Rock-faced concrete block foundation; vinyl siding; asphalt shingle roof. Many similarities to 253 Alameda Street.

Contributing one-story frame garage with low-pitched front-gabled roof.

**253 Alameda Street, 1910-18**

**Contributing**

Two-story frame house with front-gabled roof. Full-width enclosed front porch with vinyl-sided balustrade and banks of sliding windows above, with square posts paired at center and in groups of three at corners, with

Maplewood Historic District Boundary Increase  
Name of Property

Monroe County, NY  
County and State

space between posts infilled with lattice. Pediment above off-center entrance. Two front second-floor 1/1 double-hung windows; three double-hung windows in gable. Gable returns are infilled; peak of gable projects just above triple window. Bay window on east side. Windows generally 1/1 double-hung replacement sash. Rock-faced concrete block foundation; vinyl siding; asphalt shingle roof.

**254 Alameda Street, likely 1917 by H.B. Nurse, architect**

**Contributing**

Two-story frame house with American Foursquare massing. Full-width open front porch with square columns; wood balustrade in grid pattern. Porch has pent roof. Porch shelters off-center front door to left, Chicago-style window to right. Two front second-floor 1/1 double-hung windows. Hipped roof; gable-on-hip front and side dormers contain diamond-paned windows (two in front dormer, one in each side dormer). Bay window on east side; projecting bay above side door on west side. Windows generally 1/1 double-hung replacement sash. Rock-faced concrete block foundation; ribbon-coursed wood shingle siding; asphalt shingle roof.

**257 Alameda Street, 1900-1910**

**Contributing**

Two-story frame house with gable-on-hip roof. Full-width front porch with pent roof; porch has square wood posts and wood rail. Off-center entrance; to the right (west) is a 1/1 window; to the left (east) is a Chicago-style window. Two second-floor windows, each 1/1, with small fixed window between them. Paired 1/1 double-hung windows in gable. Windows generally 1/1 double-hung replacement sash. Bay window on west side; projecting bay on east side over side door. Concrete and brick foundation; wood clapboard siding; asphalt shingle roof.

**258 Alameda Street, 1900-10**

**Contributing**

Two-story frame house with American Foursquare massing. Full-width enclosed front porch has solid balustrade clad in ribbon-coursed wood shingles below banks of jalousie windows; off-center front entrance. Center oval window at second-floor front, with one 1/1 double-hung windows to either side. Hipped roof with hip-roofed front and side dormers. Bay window on east side; projecting bay with tall arched window above side door on west side. Hipped roof with flared eaves; hip-roofed front and side dormers. Windows generally 1/1 double-hung sash; some replaced. Concrete and brick foundation; ribbon-coursed wood shingle siding at base of porch wrapping around house, with wood clapboard siding above to level of first-floor window lintels; ribbon-coursed wood shingle siding above to eaves.

Contributing one-story frame two-car garage with gable roof and single overhead garage door.

**263 Alameda Street, 1910-18**

**Contributing**

Two-story frame house with American Foursquare massing. Nearly full-width open front porch with three square posts at each front corner, with open lattice between posts; wood balustrade with alternating wide slat and narrow square spindles. Porch shelters off-center front door and window. Second-story front bay window to the left (east), with 8/8 replacement window to the right. Hipped roof with deeply overhanging flared eaves. Hip-roofed front and side dormers. Windows generally replacement double-hung sash in varied configurations. Rock-faced concrete block foundation; vinyl siding; asphalt shingle roof.

**267 Alameda Street, 1910-18**

**Contributing**

Two-story frame house with American Foursquare massing. Partial-width enclosed front porch with gable roof; porch has solid aluminum-sided balustrade below double-hung windows. Bay window on east side; side door with small hipped hood on west side. Hipped roof with flared eaves; hip-roofed front and side dormers. Two second-floor front 1/1 double-hung windows. Windows generally 1/1 double-hung replacement sash. Rock-faced concrete block foundation; aluminum siding; asphalt shingle roof.

**Albemarle Street**

**26 Albemarle Street, 1900-1910**

**Contributing**

Maplewood Historic District Boundary Increase  
Name of Property

Monroe County, NY  
County and State

Two-story frame house with rectangular footprint and cross-gabled roof; front and side gables have returns. Nearly full-width, hip-roofed front porch has fluted Doric columns and wood balustrade with square balusters. Main entrance is on east side and has barrel-vaulted entry hood supported by wood columns; door has sidelights and segmentally arched transom. Windows generally 8/1 and 6/1 double-hung sash; diamond-paned casement windows in gable ends. Aluminum siding; asphalt shingle roof.

**29 Albemarle Street, 1900-1910**

**Contributing**

Two-story frame house with cross-gabled roof; projecting wing on east side. Partial-width front porch wraps east corner; porch has square wood posts and wood balustrade with square balusters. Front second-floor overhang supported by shaped brackets. Windows appear to be original and occur in various configurations including a front first-floor picture window to the right of the porch with transom flanked by sidelights; paired and triple double-hung sash at second-floor front; bay window on west side; Palladian window in front and east gables. Concrete and brick foundation; asbestos shingle siding; asphalt shingle roof.

Contributing one-story frame hip-roofed garage.

**30 Albemarle Street, 1900-1910**

**Contributing**

Two-story frame house with rectangular footprint and cross-gabled roof; front and side gables have returns. Partial width, enclosed front porch has closed-gable roof, solid shingle-sided balustrade, square corner posts, and banks of windows. To the right of the porch is a picture window with leaded-glass transom and sidelights. Windows generally 1/1; triple window in gable with decorative upper sash. Bay window on east and west sides. Rock-faced concrete block foundation; asbestos shingle siding; asphalt shingle roof.

A garage behind the house is on the property of 38 Albemarle Street and is described with that house.

**37 Albemarle Street, 1900-1910**

**Contributing**

Two-story frame house with cross-gable roof. Front of house has irregularly placed first-floor windows bay window to left, picture window with transom to the right. Irregular composition of this side of the house and deeper setback compared to neighboring properties suggest there may have originally been a front porch, now missing. Two double-hung second-floor front windows with oval window centered between them. Triple hopper attic window in front gable. Porch along east side has round Ionic columns and wood rail; pent porch roof with projected center pediment above steps. Windows generally 1/1 double-hung replacement sash. Concrete and brick foundation; asbestos siding; asphalt shingle roof.

Contributing concrete-block one-car garage with hipped roof; smooth concrete block walls with rock-faced concrete block quoins.

**38 Albemarle Street, 1900-1910**

**Contributing**

Two-story frame house with cross-gable roof. Partial-width, enclosed front porch with solid, vinyl-sided balustrade and banks of windows. To the right of the porch is a picture window with transom and sidelights. Second floor has three windows, central one arched; triple window in gable just below projecting gable peak. Rear wing projects to east. Bay window on west side. Windows generally 1/1 double-hung replacement sash; other types and configurations exist. Concrete and brick foundation; vinyl siding; asphalt shingle roof.

Contributing one-story concrete block and brick garage with four bays; garage extends behind 30 Albemarle Street.

**41-43 Albemarle Street, 1900-1910**

**Contributing**

Two-story frame house with closed-gable roof. Full-width front porch has round wood columns and wood railing with square balusters. Second-floor front has two 1/1 double-hung windows, one in a projecting bay; above the other is a row of brackets supporting pent overhang that spans base of gable. Palladian attic window in front gable. Two-story bay window on east side; hip-roofed dormers on east and west sides.

Maplewood Historic District Boundary Increase  
Name of Property

Monroe County, NY  
County and State

Windows generally 1/1 double-hung replacement sash. Rock-faced concrete block foundation; vinyl siding; asphalt shingle roof.

Noncontributing concrete-block garage with two rolling garage doors; noncontributing due to age.

**44 Albemarle Street, 1900-1910**

**Contributing**

Two-story frame house with boxy American Foursquare massing. Partial-width front porch with closed-gable roof, wood balustrade, and turned wood posts. To the left of the porch is a two-story bay window. Low-pitched hipped roof with front and side gable-roofed dormers. Windows generally 1/1 double-hung replacement sash. Concrete and brick foundation; vinyl siding, vinyl-wrapped trim; asphalt shingle roof.

Contributing one-story frame garage with two overhead garage doors, shiplap siding, and hipped roof.

**49 Albemarle Street, 1910-18**

**Contributing**

Two-story house; front-gabled roof with returns and hipped side dormers. Nearly full-width front porch with brick base, wood balustrade, and brick piers supporting fluted Ionic columns; tall entablature and pediment over off-center entrance, with low-relief decoration in tympanum. Windows generally 1/1 double-hung sash, except for small center second-floor window on front and double window in gable end, both featuring decorative muntin patterns. First-floor windows openings are segmentally arched. Bay window on west side. Brick (first floor) and aluminum (second floor and gable) exterior; asphalt shingle roof.

**52 Albemarle Street, 1900-1910**

**Contributing**

Two-story frame house with boxy American Foursquare massing. Partial-width front porch with hipped roof, square wood columns, and metal balustrade. To the left of the porch is a bay window with three 6/1 windows at front and one 4/1 window to either side; muntins in unusual pattern with unequally sized panes. Two second-floor front windows, each with 8/1 double-hung sash; altered central opening between them has two diminutive 1/1 windows. Two-story bay window on west side. Hipped roof with front and side shed-roofed dormers; brick chimney at peak. Brick and concrete foundation; aluminum siding; asphalt shingle roof.

**57 Albemarle Street, 1900-1910**

**Contributing**

Two-story frame house with American Foursquare massing. Half-width front porch has gabled roof, paneled square wood posts, wood balustrade with narrow square balusters, and pointed-arch spandrels. To the left of the porch is a 6/1 cottage-style window flanked by sidelights. Two second-floor front 4/1 double-hung windows. Bay windows on both sides of house. Hipped roof with front and side dormers; dormers have tapered sides and gable-on-hip roofs. Windows generally 4/1 double-hung sash, with other configurations occurring as well. Exposed rafter tails at main roof and dormer roofs. Concrete and brick foundation; wood clapboard siding at first floor with wood shingle siding above.

**58 Albemarle Street, 1914; Chas. S. Barrow, architect**

**Contributing**

Two-story frame house; gable-on-hip roof. Nearly full-width front porch has wood balustrade with balusters of alternating widths. Outer porch columns, side rail, and entablature all clad in vinyl siding; inner square columns and front portion of balustrade remain exposed. Second-floor front has two 1/1 double-hung replacement windows and central oval oriel. Side porch on east side has columns, rail, and entablature wrapped in vinyl. Gabled dormer on east side; gable-on-hip dormer on west side. Windows a mix of 6/1 and 1/1 double-hung replacement sash. Concrete foundation; vinyl siding; asphalt shingle roof. The building permit notice for this house described it as a "frame shingle dwelling."

**61-63 Albemarle Street, 1900-1910**

**Contributing**

Two-story frame house with cross-gable roof. One-bay entry porch to the right (west) has wood balustrade with square balusters, round columns, tall entablature and closed-gable roof. Larger porch to left (east) has similar balustrade, columns, entablature, and roof, and wraps around east corner; rear portion of porch is enclosed with solid sided balustrade and banks of windows. Bay window between the two front porches

Maplewood Historic District Boundary Increase  
Name of Property

Monroe County, NY  
County and State

contains three 1/1 double-hung replacement windows. Two second-floor front 1/1 double-hung windows; paired 1/1 windows in front gable. Two-story and one-story bay windows on west side of house; second-floor bay window on east side. Windows generally 1/1 double-hung replacement sash. Concrete and brick foundation; asbestos shingle siding; asphalt shingle roof.

**64 Albemarle Street, 1900-1910**

**Contributing**

Two-story frame house with rectangular footprint and cross-gable roof. Partial-width, hip-roofed enclosed front porch with solid aluminum-sided balustrade below banks of windows. To the right of the porch is a bay window containing three 1/1 double-hung sash. Two second-floor front 1/1 double-hung wood windows, with diminutive central four-light window between them. Paired double-hung replacement sash in gable. Rock-faced concrete block foundation; aluminum siding; asphalt shingle roof.

Contributing one-story, one-bay frame gable-roofed garage.

**65-67 Albemarle Street, 1910-18**

**Contributing**

Two-story frame house with tall gambrel roof. Front entry porch to left (east) has gable roof, paired Doric columns and patterned wood balustrade (two square balusters alternate with one slat baluster with cut-out clover pattern); second entry porch at front right (west) corner also has Doric columns and the same patterned wood balustrade. Between the two porches is a bay window with front replacement 8/1 double-hung sash and narrower side sash. Second-floor front has two 6/1 double-hung replacement windows; paired 6/1 double-hung replacement sash between a single hipped hood in gambrel end. All windows appear to be replacement sash and window openings appear to have been reduced in size to accommodate smaller sash. Shed-roofed dormers on east and west sides; each side also has a two-story bay window. Side entry porch on west side. Stucco siding at first floor with synthetic shingle siding above; synthetic fish-scale tile in peak of gambrel. Asphalt shingle roof. Synthetic siding and window alterations detract from integrity, but house retains distinctive massing and notable porch detail.

**70 Albemarle Street, 1910-18**

**Contributing**

Two-story frame house with American Foursquare massing. Partial-width, hip-roofed front porch with wood balustrade with square balusters and tapered square columns. To the right of the porch is a bay window containing four 6/1 double-hung cottage-style windows. Two second-floor front wood double-hung windows with small four-light fixed/casement window between them. Hipped roof with gable-roofed front and side dormers; front dormer contains paired 6/1 double-hung windows and side dormers each contain one 6/1 double-hung window. Windows appear to be original wood sash. Concrete and brick foundation; aluminum siding; asphalt shingle roof.

Contributing one-story frame garage with hipped roof and single overhead garage door.

**76 Albemarle Street, 1910-18**

**Contributing**

Two-story frame house with Colonial Revival and Craftsman features. Full-width front porch with solid shingle-sided base, square tapered posts in groups of three at corners, with two single posts at front. Short porch balustrade in X-pattern. Porch shelters off-center front door at left, triple front window at right with 6/6 double-hung replacement sash. Two second-floor front windows, each with 8/8 double-hung replacement sash; small 4/4 double-hung replacement sash between them. Side-gabled roof; two gable-roofed front dormers each with arched window openings; 6/6 replacement sash not arched. Oriel window supported by brackets above side door on west side; arched window openings in both gable ends. All windows are replacement sash with various simulated muntin configurations. Concrete foundation; wood shingle siding; asphalt shingle roof.

**77 Albemarle Street, 1910-18**

**Contributing**

Two-story frame house with American Foursquare massing and Craftsman features. Partial-width open hip-roofed front porch wraps around northeast corner; porch has wood balustrade with slat balusters; square porch posts are clad in ribbon-coursed wood shingle siding. To the right of the porch is a bay window

Maplewood Historic District Boundary Increase  
Name of Property

Monroe County, NY  
County and State

containing six 6/1 double-hung cottage-style windows. Two front 8/1 second-floor windows, with smaller casement window between them. Hipped roof with flared eaves. Front and side gable-roofed dormers; front dormer contains paired casement windows set in pointed surround. Bay window on east side; projecting bay on west side above side door. Windows appear to be original wood sash. Concrete and brick foundation; ribbon-coursed wood shingle siding (vinyl sidings at dormers only); asphalt shingle roof.

Shed at rear yard; too small to count.

**81 Albemarle Street, 1910-18**

**Contributing**

Two-story frame house with American Foursquare massing and modest Colonial Revival character. Nearly full-width enclosed front porch has aluminum-sided corner posts; space between corner posts casement windows and engaged columns above paneling. No exterior entrance to porch. Main entrance is on west side and consists of enclosed entry porch with pediment roof. Bay window on east side of house. Closed-gable roof; triple attic window in single segmentally arched opening. Windows appear to be original wood sash in various configurations including 8/1 and 4/1. Concrete and brick foundation; aluminum siding; asphalt shingle roof.

Contributing one-story frame two-car garage with side-gabled roof and two overhead rolling garage doors.

**84 Albemarle Street, 1910-18**

**Contributing**

Two-story frame house with low-pitched gable-on-hip roof. Porch with brick base, square wood posts with lattice detail, tall entablature, and low-pitched roof wraps southeast corner of the house. To the left of the porch is a front bay window. Two second-floor front 6/1 double-hung windows with one smaller four-pane casement/fixed window between them. Unusual roof shape: eaves have cross-gable peaks above each front window; two similar peaks on each side as well. Brick chimney on west side with side door behind it; door has pent hood, above which is a triple window. Roofline and porch are unique in the neighborhood. Concrete and brick foundation; aluminum siding; asphalt shingle roof.

Noncontributing one-story frame garage with broad gable roof and wide overhead rolling garage door; noncontributing due to age.

**87 Albemarle Street, 1918-26**

**Contributing**

Two-story frame house with American Foursquare massing. Half-width front porch with low-pitched roof, paired square wrapped posts with lattice in the narrow space separating at each pair. Wood porch rail alternating between narrow square balusters and slats with cut-out pattern. To the left of the porch is a bay window containing three 1/1 double-hung windows. Two second-floor front 1/1 double-hung windows with one smaller 1/1 window between them. Hipped roof with flared eaves; gable-roofed front and side dormers. Windows generally 1/1 double-hung replacement sash. Concrete and brick foundation; vinyl siding and vinyl-wrapped window trim; asphalt shingle roof.

Contributing one-story frame gable-roofed garage; not easily visible at rear of lot but presumed contributing.

**92 Albemarle Street, 1910-18**

**Contributing**

Two-story house with stucco exterior and a mix of Craftsman and Tudor Revival characteristics. Full-width front porch with broad, stucco-clad corner columns that terminate in low-pitched hipped caps above porch roofline. Screened porch has solid, stuccoed balustrade with concrete coping. Porch has gabled roof with pent-roofed overhang; half-timber detail in gable end of porch and in gable end of house. One 10/1 second-floor front window, to the left (west); second-floor bay window to the right. Jerkinhead roof above pent-roofed overhang supported by brackets. Shed-roofed side dormers. Windows generally appear to be wood, in various types and configurations. Smooth, rusticated concrete block foundation; stucco exterior walls; asphalt shingle roof.

Maplewood Historic District Boundary Increase  
Name of Property

Monroe County, NY  
County and State

Contributing one-story hip-roofed garage with single garage door and a pedestrian door; garage has stucco exterior.

**93 Albemarle Street, 1918-26**

**Contributing**

Two-story frame house with American Foursquare massing and Craftsman features. Partial-width front porch has wood rail with four narrow square balusters to one wider slat baluster. Two second-floor front 6/1 windows. Hipped roof with deeply overhanging flared eaves; arched front and side dormers each containing a triple window in an arched opening. Bay window on east side. Windows generally appear to be 6/1 double-hung wood sash. Concrete and brick foundation; ribbon-coursed wood shingle siding; asphalt shingle roof.

Contributing one-story side-gabled garage with shiplap siding and overhead rolling garage door.

**98 Albemarle Street, 1900-10**

**Contributing**

Two-story frame house with side-gabled roof. Central one-bay front porch with wood rail, Corinthian columns, and tall entablature with narrow dentil band. Central front bay window above porch. Windows generally 8/1 double-hung sash. Large central front dormer with battered sides, two 6/1 double-hung windows, and gable roof with returns. Bay window on east and west sides. Side gable ends have minimal overhang at raked eaves, with pent-roofed overhang at base of gable. Concrete and brick foundation; aluminum siding with asbestos shingle in dormer; asphalt shingle roof.

Shed in rear yard; too small to count.

**99 Albemarle Street, 1918-26**

**Contributing**

Two-story frame house with American Foursquare massing. Nearly full-width enclosed front porch has wood rail with slat balusters and square corner posts; above rail is a bank of 6/1 double-hung wood windows. Character of enclosure suggests it is early or original. Closed-gable porch roof; no exterior porch entrance. Entrance on west side has pent-roofed hood above brick and concrete stoop; behind this is a bay window. Side entrance on west side has pent-roofed hood with brackets. Hipped roof with slightly flared eaves; gable-roofed front and side dormers. Windows generally 6/1 double-hung wood sash. Concrete and brick foundation; clapboard siding; asphalt shingle roof.

Contributing one-story frame garage with flat roof; not easily visible at rear of lot but presumed contributing.

**104 Albemarle Street, 1910-18**

**Contributing**

Two-story frame house with rectangular footprint and cross-gable roof. Full-width front porch has wood balustrade, Doric columns, hipped roof and gable over center entrance. Porch shelters bay window to the right (east) of front door, 1/1 double-hung window to left. Two 1/1 double-hung second-floor front windows. Palladian window in gable with decorative upper and side sash. Bay window on east side; side entrance on west side sheltered by small hipped hood supported by brackets. Windows generally 1/1 double-hung replacement sash, except in front gable. Rock-faced concrete-block foundation; vinyl siding; asphalt shingle roof.

Contributing one-story frame one-car garage with shiplap siding and gable roof.

**105 Albemarle Street, 1910-18**

**Contributing**

Two-story frame house with Craftsman character. Partial-width front porch has wood rail with slat balusters with decorative cutout pattern, tapered fluted square posts, and front-gabled porch roof with decorative diamond shingle motif in gable. Porch shelters front door at right (west) with narrow sidelights. Two-story projecting polygonal cross-gable bay to the left (east) of porch with five 1/1 windows at each floor. Side-gabled roof; gable-roofed dormer over right (west) bay. Bay window on east side; oriel with shed roof above side door entrance on west side. Windows generally appear to be 1/1 double-hung replacement sash.

Maplewood Historic District Boundary Increase  
Name of Property

Monroe County, NY  
County and State

Concrete and brick foundation; wood clapboard siding to level of first-floor window sills with wood shingle siding above. Asphalt shingle roof.

Contributing one-story, two-car frame garage with two overhead rolling garage doors and hipped roof.

**109 Albemarle Street, 1910-18**

**Contributing**

Two-story frame house with off-center, half-width front porch. Porch has square corner posts clad in clapboard siding and wood rail with decorative pattern of alternating square balusters and slats with cut-out pattern; gabled porch roof with returns. To the left of the porch is a bay window with delicate decorative leaded glass in upper center sash. Two 8/1 second-floor front windows, each with a gabled dormer above. Windows generally 1/1 double-hung replacement sash. Concrete and brick foundation; clapboard siding; asphalt shingle roof.

Contributing one-story, one-car concrete block garage with single overhead rolling garage door and gable roof.

**112-114 Albemarle Street, 1900-1910**

**Contributing**

Two-story frame house with rectangular footprint and cross-gable roof. Two front entry porches, one at front left (west) and the other inset at front right (southeast) corner. Each porch has wood rail, round wood Doric columns, and hipped roof. Two second-floor front double-hung windows with oval window between them. Triple window in gable has eyebrow hood, bracket beneath curved sill, and decorative upper and side sash. Windows generally 1/1 double-hung sash. Concrete and brick foundation; clapboard siding to level of first-floor lintels; ribbon-coursed wood shingles above. Asphalt shingle roof.

**115 Albemarle Street, 1918-26**

**Contributing**

Two-story frame house with American Foursquare massing. Nearly full-width front porch has wood rail with decorative pattern (three narrow balusters, one wider baluster with cut-out pattern, three narrow balusters, etc.), square posts, and tall entablature. Porch shelters off-center front door and bay window. Two front second-floor 6/1 double hung windows with smaller window between them. Bay window on east side. Hipped roof with flared eaves; gable-roofed front and side dormers. Windows generally 6/1 double-hung sash and appear to be original. Concrete and brick foundation; vinyl siding; asphalt shingle roof.

**116 Albemarle Street, 1910-18**

**Contributing**

Two-story frame house with American Foursquare massing. Partial-width front porch has solid clapboard-sided balustrade, square posts at corners, and closed-gable roof. To the left of the porch is a bay window containing three 1/1 double-hung sash. Two 1/1 double-hung windows at second floor front, with smaller diamond-shaped window between them. Bay window on west side; projecting bay above side door on east side. Hipped roof with slightly flared eaves; hip-roofed front and side dormers. Windows generally 1/1 double-hung sash and appear to be original. Rock-faced concrete block foundation; clapboard siding to level of first-floor lintels with wood shingle siding above.

**123 Albemarle Street, 1890-1900**

**Contributing**

Two-story frame house with cross-gable roof and modest Queen Anne massing and character. Full-width front porch with solid vinyl-sided balustrade, square posts, and pent roof. Off-center front door has sidelights. Three double-hung second-floor windows; smaller leaded-glass corner windows at northeast corner. Palladian window in dormer with Gothic-arched center window. Projecting cross-gable rear wings; east wing has asymmetrical roofline with lower eaves at front (north). Windows generally 1/1 double-hung replacement sash. Sandstone foundation; vinyl siding; asphalt shingle roof. This appears to be the oldest house on Albemarle Street as it is the only one to appear on the 1900 plat map; despite alterations that conceal much of its historic character, it retains its distinctive massing and some original features.



Maplewood Historic District Boundary Increase  
Name of Property

Monroe County, NY  
County and State

One-story frame garage with gable-on-hip roof, two garage bays with overhead rolling doors, and shiplap siding.

**124 Albemarle Street, 1900-10**

**Contributing**

Two-story frame house with side-gabled roof and full-width front cross-gable. Full-width front porch has wood rail with slat balusters, round wood posts, and hipped roof. Porch shelters center entrance and two first-floor front windows. Two second-floor front 1/1 windows with smaller central window between them. Palladian window in front gable; all three sections have diamond-paned upper sash. Bay window on west side. Rock-faced concrete block foundation; asbestos shingle siding; asphalt shingle roof.

**126 Albemarle Street, 1900-10**

**Contributing**

Two-story frame house with American Foursquare massing. Full-width front porch with square posts and pent roof. Center entrance with 6/1 window to either side. Two second-floor front 6/1 double-hung windows. Side-gabled roof with returns; center front gable-roofed dormer also has returns. Bay window on west side. Windows generally 6/1 or 1/1 double-hung replacement sash. Rock-faced concrete block foundation; aluminum siding; asphalt shingle roof.

**127-129 Albemarle Street, 1910-18**

**Contributing**

Two-story frame house with American Foursquare massing and Craftsman features. Partial-width, off-center front porch has tall rail with square balusters, square wood posts, and low-pitched roof. To the right of the porch is a bay window, supported by decorative brackets, containing three windows, each with decorative leaded glass transom. Two second-floor front double-hung windows, with smaller window between them that has decorative muntin pattern. Side entrance on east side sheltered by hip-roofed hood with brackets. Hipped roof with front and side dormers, each with three diamond-paned windows and gabled roof with returns. Concrete and brick foundation; clapboard siding to height of first-floor lintels; ribbon-coursed wood shingle siding above. Asphalt shingle roof.

**130 Albemarle Street, 1910-18**

**Contributing**

Two-story frame house; front-gabled roof with returns. Full-width front porch with square wood posts and low-pitched closed-gable roof; no balustrade. Two front second-floor 6/1 windows. In the front gable, the flat cornice board has an unusual slightly arched shape, rather than forming a typical straight line parallel to the eaves. Gable-roofed side dormers. Bay window on east side. Windows generally 6/1 double-hung sash and appear to be original. Rock-faced concrete block foundation; clapboard siding with stucco in gable.

Contributing one-story frame garage with hipped roof; difficult to see due to location at back of property.

**131 Albemarle Street, 1900-10**

**Contributing**

Two-story frame house with boxy massing. Off-center front porch has gable roof with returns, paired square wood posts at corners, and X-patterned balustrade. One double-hung 1/1 window to either side of porch, each with an 8/1 double-hung window directly above it at second floor. Smaller multi-light fixed or casement window between the two front second-floor windows. Bay window on east side; projecting bay on west side above side door sheltered by small hipped hood. Closed-gable roof with triple attic window in gable; broad gabled dormers to either side contain two windows under pent overhang supported by brackets. Windows a combination of 8/1 and 1/1 double-hung sash, some original and some replacement sash. Concrete and brick foundation; vinyl siding; asphalt shingle roof.

**134 Albemarle Street, 1910-18**

**Contributing**

Two-story frame house with American Foursquare massing. Full-width, enclosed front porch has hipped roof with pediment over off-center entry. Porch balustrade clad in ribbon-coursed wood shingle siding consistent with the rest of the house, above which is a bank of 8/1 double-hung cottage-style leaded-glass windows. Door is recessed under porch roof at left (west) front of porch. Two second-floor front 1/1 windows. Bay window on east side; projecting bay on west side above side door. Hipped roof with gable-roofed front and

Maplewood Historic District Boundary Increase  
Name of Property

Monroe County, NY  
County and State

side dormers; windows in dormers contain diamond-paned sash (paired at front, single at sides). Windows generally 1/1 double-hung sash and appear to be original. Smooth, rusticated concrete-block foundation; ribbon-coursed wood shingle siding; asphalt shingle roof.

**135 Albemarle Street, 1910-18**

**Contributing**

Two-story frame house with Craftsman and Colonial Revival features. Full-width front porch has wood rail, battered square posts, and low-pitched roof with pediment over off-center entrance. Porch shelters front door and a triple window. Two second-floor front 1/1 double-hung windows with an oval window between them. Palladian window in front gable. Bay window on east side; west side has projecting bay over side door. Front-gabled roof with wrapped returns and soffits; gable-roofed side dormers. Smooth, rusticated concrete-block foundation; wood clapboard siding to level of first-floor lintels, with ribbon-coursed wood shingles above; vinyl siding in gable and dormers.

Shed in rear yard; too small to count.

**140 Albemarle Street, 1900-10**

**Contributing**

Two-story frame house with front-gabled roof. Full-width front porch with hipped roof; pediment over off-center entrance. Porch has vinyl balustrade and square posts. To the right (east) of front door is a 6/6 double-hung window; bay window to the left (west) contains 6/6 center window with a 4/4 window to either side. Two second-floor front 8/8 windows, one slightly recessed under pent overhang at base of gable. Triple window in gable with taller, wider center window. Projecting stair hall on east side beneath projecting cross-gable. Windows are double-hung replacement sash with varied configurations as noted above. Rock-faced concrete block foundation; vinyl siding, including vinyl-wrapped window trim; asphalt shingle roof.

**142-144 Albemarle Street, 1910-18**

**Contributing**

Two-story frame house. Two front porches, one partly inset at left (west) corner and one projecting at right (east) front. Both porches have wood balustrades with square balusters, square wood columns, and hipped roofs; west porch shelters recessed entrance. Two second-floor front windows; window to the left is wider than the window to the right. Paired double-hung windows in gable, each with diamond-paned upper sash. Projecting bay on west side. Front-gabled roof with returns, with brackets at corners of eaves; hip-roofed dormers contain paired windows, each with diamond-paned upper sash. Foundation a combination of smooth and rock-faced concrete block. Wood clapboard siding to level of first-floor lintels; ribbon-coursed wood clapboard shingle, with two shorter courses to one taller course. Asphalt shingle roof.

**145 Albemarle Street, 1910-18**

**Contributing**

Two-story frame house in an unusual back-to-back double configuration. Each unit has a side-gabled roof with a central cross-able section connecting the two. Partial-width open front porch on Albemarle Street side has solid wood rail, square wood posts, and hipped roof. Next to porch is a bay window with three 1/1 double-hung windows. Two second-floor front 1/1 windows, with west bay projecting forward above porch. Rear (south) side of house is near mirror image of the front, with a porch (enclosed) next to a bay window, and projecting window bay above the porch. Broad side of house faces Raines Park, to the west, and is symmetrical, with two bay windows, small fixed or casement windows at second floor, and double-hung windows at second floor and above. Rock-faced concrete-block foundation; wood clapboard at first story, with wood shingles above.

The garage associated with this property has a separate legal address, 228 Raines Park, and is described under that address.

**159 Albemarle Street, 1900-1910**

**Contributing**

Two-story frame house with American Foursquare massing. Full-width front porch with wood front rail, round columns, and low-pitched hipped roof. Two second-floor front double-hung windows. Hipped roof with hip-roofed front and side dormers. Bay window on east side; projecting bay on west side above side door.

Maplewood Historic District Boundary Increase  
Name of Property

Monroe County, NY  
County and State

Windows generally 1/1 double-hung replacement sash. Rock-faced concrete-block foundation; wood clapboard siding to level of first-floor lintels; wood shingle siding above.

Contributing one-story frame garage with hipped roof and single overhead rolling garage door.

**160 Albemarle Street, 1910-18**

**Contributing**

Two-story frame house with American Foursquare massing. Full-width front porch has wood X-pattern balustrade, battered square wood posts, and hipped roof. Porch shelters off-center front entrance to left, triple window to right consisting of 6/1 window between two 4/1 windows. Two second-floor front 6/1 windows with a smaller diamond-paned window between them. Bay window on east side. Hipped roof; gable-roofed front and side dormers. Windows generally 6/1 double-hung sash and appear to be original. Concrete and brick foundation; aluminum siding; asphalt shingle roof.

Contributing one-story frame garage with gable roof; pent overhang supported by tall brackets over two pairs of swinging garage doors. Side eaves also have tall brackets.

**163 Albemarle Street, 1910-18**

**Contributing**

Two-story frame house with American Foursquare massing. Full-width enclosed front porch has solid balustrade clad in ribbon-coursed shingle siding, below banks of tiered hopper windows; porch has hipped roof with gable over off-center front entrance. Two second-floor front 1/1 double-hung windows, with oval window between them. Hipped roof with tall gable-roofed front and side dormers. Bay window on east side; projecting bay on west side over side door. Windows generally 1/1 double-hung sash. Rock-faced concrete block foundation; ribbon-coursed wood shingle siding; asphalt shingle roof.

Shed; too small to count.

**164 Albemarle Street, 1910-18**

**Contributing**

Two-story frame house with American Foursquare massing. Full-width enclosed front porch has asbestos shingle-sided rail below banks of double-hung windows, and low-pitched hipped roof. Two second-floor front double-hung windows with smaller fixed or casement window between them. Bay window on east side; side door on west side. Hipped roof with hip-roofed front and side dormers. Windows generally 1/1 double-hung replacement sash; 6/1 in dormers. Smooth, rusticated concrete block foundation; asbestos shingle siding; asphalt shingle roof.

Contributing one-story frame garage with hipped roof; difficult to see due to location at back of property.

**169 Albemarle Street, 1910-18**

**Contributing**

Two-story frame house with American Foursquare massing. Full-width, enclosed front porch has vertical siding at base and balustrade, with banks of double-hung windows above and hipped roof; off-center front entrance. Two second-floor front 1/1 double-hung windows, with single smaller infilled window opening between them. Bay window on east side; projecting bay on west side above side door. Windows generally 1/1 double-hung replacement sash. Hipped roof with deeply overhanging eaves and gable-roofed front and side dormers. Rock-faced concrete block foundation; wood clapboard siding to level of first-floor windows, with wood shingle above; asphalt shingle roof.

Contributing one-and-one-half story frame garage with gable roof and wood shingle siding; two overhead rolling garage doors with hay door above, and vent in peak of gable.

**170 Albemarle Street, 1910-18**

**Contributing**

Two-story frame house with rectangular footprint and front-gabled roof with returns. Full-width front porch has wood rail with balusters of alternating widths, battered square posts, and low-pitched gable roof with returns. Two second-floor front 1/1 double-hung windows with smaller fixed or casement diamond-paned window

Maplewood Historic District Boundary Increase  
Name of Property

Monroe County, NY  
County and State

between them. Triple window in gable, with taller center window flanked by two shorter windows. Side gable-roofed dormers with returns. Windows generally 1/1 double-hung replacement sash. Concrete-block foundation; wide wood clapboard siding at first floor with wood shingle siding above; asphalt shingle roof.

Contributing one-story frame garage with single overhead rolling garage door and gable roof.

**174 Albemarle Street, 1910-18**

**Contributing**

Two-story frame house with American Foursquare massing. Nearly full-width, enclosed front porch has modern concrete block foundation, low-pitched gabled roof with returns, solid sided balustrade, and banks of windows. Off-center entrance with brick stoop. Two 1/1 double-hung windows at second floor front, with smaller diamond-paned casement or fixed window between them. Hipped roof with hip-roofed front and side dormers; each dormer contains paired double-hung windows with diamond-paned upper sash. Bay window on east side; projecting bay on west side over side door. Windows generally 1/1 double-hung replacement sash. Rock-faced concrete block foundation; wide clapboard siding to first-floor lintels with wood shingle siding above.

Contributing one-story frame garage with one overhead garage door and hipped roof.

**175 Albemarle Street, 1900-1910**

**Contributing**

Two-story frame house with American Foursquare massing. Partial-width, off-center front porch has unpainted square wood posts, wood balustrade, and wood steps. Porch shelters an off-center front entrance and a single 1/1 window to the left (east) of door; to the right of the porch is a bay window with steep hipped roof and three 1/1 double-hung windows. Two second-floor front 1/1 double-hung windows. Bay window on west side; projecting bay on east side above side door. Hipped roof; front and side dormers with battered sides and hipped roofs with flared eaves. Windows generally 1/1 double-hung replacement sash, except for dormer windows which are six-pane wood casement windows. Concrete and brick foundation; vinyl siding; asphalt shingle roof.

**179 Albemarle Street, 1900-1910**

**Contributing**

Two-story frame house with American Foursquare massing. Full-width, enclosed front porch with solid sided rail and banks of windows; no exterior entrance to porch. Below-grade one-car garage at front, below the porch. Two 1/1 second-floor front 1/1 double-hung windows. Closed-gable roof with side hip-roofed dormers; paired windows in gable. Bay window on east side; primary entrance on west side sheltered by hipped hood supported by brackets. Windows generally 1/1 double-hung replacement sash. Rock-faced concrete block foundation; clapboard siding at first floor with wood shingle siding above.

Frame shed in rear yard; too small to count.

**180 Albemarle Street, 1910-18**

**Contributing**

Two-story frame house with American Foursquare massing and modest Craftsman character. Nearly full-width enclosed front porch has tapered square posts; solid balustrade between the posts, with banks of double-hung windows above. Off-center front entrance with wood steps. Two 1/1 double-hung second-floor front windows, with smaller diamond-paned fixed or casement window between them. Bay window on east side; projecting bay on west side above side door. Hipped roof with flared eaves; gable-roofed front and side dormers. Windows generally 1/1 double-hung replacement sash. Rock-faced concrete block foundation; aluminum siding; asphalt shingle roof.

Contributing one-story frame garage with single overhead rolling garage door and hipped roof.

**185 Albemarle Street, 1900-1910**

**Contributing**

Two-story frame house with American Foursquare massing and Craftsman features. Full-width, one-story enclosed porch with solid balustrade clad in ribbon-coursed wood shingle siding (continuous with that of the

Maplewood Historic District Boundary Increase  
Name of Property

Monroe County, NY  
County and State

house) below banks of windows; off-center front door with concrete stoop. Two second-floor front 6/1 double-hung windows. Side entrance on west side has hip-roofed hood supported by brackets. Bay window on east side. Hipped roof with hip-roofed front and side brackets. Windows generally 6/1 and 1/1 double-hung sash and appear to be wood. Rock-faced concrete block foundation. Ribbon-coursed wood shingle siding below first-floor sills and above first-floor lintels, with wood clapboard siding in between. Asphalt shingle roof.

Contributing one-story frame garage with single overhead rolling garage door, pedestrian door, and hipped roof.

**188 Albemarle Street, 1910-18**

**Contributing**

Two-story frame house; front-gabled roof with returns. Full-width front porch has solid vinyl-sided rail, square posts, banks of narrow windows, and closed-gable roof. Off-center front door with wood stoop. Two second-floor front 6/1 double-hung windows. Triple window in gable: 8/8 double-hung wood window flanked by two 6/6 double-hung wood windows. Peak of gable projects just above triple window. Bay window on east side; projecting bay on west side above side door. Side dormers have gable roofs with returns. Windows, including porch windows, generally appear to be wood in various configurations. Rock-faced concrete block foundation; vinyl siding; asphalt shingle roof.

**193 Albemarle Street, 1910-18**

**Contributing**

Two-story frame house with American Foursquare form and Craftsman character. Nearly full-width front porch has wide, clapboard-sided corner posts, next to which are round Doric columns; wood balustrade in X pattern. No exterior entrance to porch. Two second-floor front 6/1 double-hung windows. Side entrance on east side sheltered by round-arched hood; bay window on west side. Hipped roof with broad hip-roofed front and side dormers, each containing short triple 6/1 double-hung windows. Windows generally 6/1 double-hung sash and appear to be wood. Concrete and brick foundation; wood clapboard siding (including siding at porch corner posts); asphalt shingle roof.

Contributing one-story frame garage with single overhead rolling door and hipped roof.

**194 Albemarle Street, 1910-1918**

**Contributing**

Two-story frame house with American Foursquare massing and Craftsman features. Nearly full-width front porch has wood rail with slat balusters, square wood columns, and low-pitched hipped roof; off-center entrance with wood steps and metal stair rail. Porch shelters bay window to the right, off-center front door to the left. Three second-floor front windows, each 6/1 double-hung wood sash. Bay window on east side. Hipped roof with flared eaves; front and side hip-roofed dormers, each containing two 4/1 double-hung windows. Windows generally 6/1 double-hung wood sash. Concrete and brick foundation. Wood shingle siding to level of second-floor sills; stucco from second-floor sills to eaves, with decorative vertical boards suggesting half-timbering. Asphalt shingle roof.

**195 Albemarle Street, 1910-18**

**Contributing**

Two-story frame house with American Foursquare massing. Partial-width, enclosed front porch with shed roof; porch has solid asbestos shingle-sided rail below banks of windows, with entrance on west side. To the left of the porch is a pair of 6/1 double-hung windows with single pent-roofed hood supported by brackets. Two second-floor front 6/1 double-hung windows, with smaller diamond-paned wood window between them. Side entrance on west side has hipped hood supported by brackets; bay window on east side. Hipped roof with deeply overhanging eaves; hip-roofed dormers with battered sides and two 4/1 double-hung windows in each dormer. Concrete and brick foundation; asbestos shingle siding; asphalt shingle roof.

Noncontributing one-story frame garage with single overhead rolling garage door and low-pitched gable roof; noncontributing due to presumed age (proportions appear modern).

**197-199 Albemarle Street, 1914; H. Van Ingen, architect**

**Contributing**

Maplewood Historic District Boundary Increase  
Name of Property

Monroe County, NY  
County and State

Two-story frame house; front-gabled roof with returns; one gabled dormer on each side, also with returns. Two entry porches; porch at right (west) shelters recessed entrance; entrance at left (east) is not recessed. Both porches have wood balustrades with slat balusters, square columns, and hipped roofs. Two front second-floor windows, both 1/1; window to right is wider than window to the left. Paired windows in gable, both with wood diamond-paned upper sash. Two-story projecting bay on west side. Windows generally 1/1 double-hung replacement sash. Rock-faced concrete block foundation; aluminum siding; asphalt shingle roof.

Shed in rear yard; too small to count

**198 Albemarle Street, 1913; Bier & Coventry, architect/developer** **Contributing**

Two-story frame house with American Foursquare massing. Nearly full-width, enclosed front porch has hipped roof, wide-reveal shingle siding (shingles do not match the rest of the house), and hopper windows; no exterior entrance to porch. Two second-floor front 1/1 double-hung windows with a smaller, diamond-shaped window between them. Entrance on east side has hipped hood. Bay window on east side; projecting bay on west side above side door. Hipped roof with broad hip-roofed dormers, each containing pair of windows. Most windows are 1/1 double-hung sash and appear to be replacements. Rock-faced concrete block foundation; ribbon-coursed wood shingle siding (except at porch); asphalt shingle roof.

**200 Albemarle Street, 1910-18** **Contributing**

Two-story frame house with American Foursquare massing. Full-width front porch has square tapered wood posts, lattice balustrade, and hipped roof. Two second-floor front 6/1 double-hung replacement windows. Bay window on east side; projecting bay on west side. Hipped roof with hip-roofed front and side dormers. Windows generally 6/1 double-hung replacement sash. Rock-faced concrete block foundation; aluminum siding; asphalt shingle roof.

**205 Albemarle Street, 1910-18** **Contributing**

Two-story frame house with closed-gable roof. Nearly full-width front porch has wood rail with alternating square and slat balusters; two square columns at each front corner; low-pitched porch roof. Porch shelters off-center front door to the right; to the left is a Chicago-style triple window with wide 6/1 window flanked by two narrower 6/1 windows. Two second-floor front 6/1 double-hung windows with smaller window between them. Palladian window in gable. Bay window on east side; side door on west side with small hipped hood. Rock-faced concrete block foundation; wood clapboard siding; asphalt shingle roof.

Shed in rear yard; too small to count.

**206 Albemarle Street, 1910-18** **Contributing**

Two-story frame house; front-gabled roof with returns. Full-width front porch has tapered square columns, wood rail with tapered slat balusters, hipped roof with gable over off-center entrance. To the right of the front door is a Chicago-style triple window, all 1/1 double-hung sash. Two second-floor front 6/1 double-hung wood windows. Triple window in gable. Bay window on east side; projecting bay on west side above side door. Windows generally 6/1 double-hung sash and appear to be wood. One gable-roofed dormer on each side, both with returns. Rock-faced concrete block foundation; wood clapboard siding at first floor with aluminum siding above.

Contributing one-story frame garage with overhead rolling garage door and gable roof.

**208 Albemarle Street, 1910-18** **Contributing**

Two-story frame house with American Foursquare massing and Craftsman features. Nearly full-width front porch has battered square columns, wood rail with slat balusters, hipped porch roof with exposed rafter tails. No exterior entrance to porch. Porch shelters centered double door, with one 9/1 double-hung window to either side. Two second-floor front 9/1 double-hung windows, with a single smaller 6/1 double-hung window between them. Hipped roof with exposed rafter tails. Front dormer has segmentally arched roof, with arched

Maplewood Historic District Boundary Increase  
Name of Property

Monroe County, NY  
County and State

triple window; shed-roofed side dormers. West side has picture window with transom and sidelights; side entrance with projecting hood; and bay window. Windows in various sizes and configurations appear to be original. Concrete and brick foundation; wide wood clapboard siding; asphalt shingle roof. This house is a good example of a Craftsman-style American Foursquare and retains high integrity.

**211 Albemarle Street, 1900-1910**

**Contributing**

Two-story frame house with American Foursquare massing. Half-width front porch has square wood columns, tall balustrade (columns and rail do not appear original), and hipped roof. Off-center front entrance consists of modern front door with narrow sidelight. To the right of the porch is a three-part picture window. Two second-floor front 1/1 double-hung replacement windows. Bay window on west side; side door on east side. Hipped roof with shallow eaves; hip-roofed front and side dormers. Windows generally 1/1 double-hung vinyl replacement sash. Concrete and brick foundation; aluminum siding; asphalt shingle roof. Although replacement materials detract from integrity, house retains original massing and overall character.

**215 Albemarle Street, 1910-18**

**Contributing**

Two-story frame house with American Foursquare massing. Nearly full-width front porch has replacement balustrade, battered square columns, and front-gabled roof with returns. Porch shelters off-center entrance with 1/1 double-hung window to the left (east); bay window to the right (west) contains three 1/1 double-hung windows. Two second-floor front 1/1 double-hung windows. Shallow bay window on west side; projecting bay on east side above side door. Hipped roof; front and side dormers have gabled roofs with returns and contain paired double-hung wood windows with decorative upper sash. Rock-faced concrete block foundation; asbestos shingle siding; asphalt shingle roof.

Contributing one-story frame garage with three overhead rolling garage doors and side-gabled roof.

**218 Albemarle Street, 1910-18**

**Contributing**

Two-story frame house with American Foursquare massing. Full-width open front porch has solid aluminum-sided rail, square aluminum-sided columns, and hipped roof; diagonally oriented porch steps are at front left (southwest) corner. Porch shelters off-center front entrance at left; triple front window at right. Two second-floor front 1/1 double-hung windows with single smaller casement window between them. Bay window on east side. Hipped roof; gable-roofed front and side dormers. Concrete block foundation; aluminum siding; asphalt shingle roof.

Contributing one-story frame garage with single overhead rolling garage door and gable roof.

**221 Albemarle Street, 1910**

**Contributing**

Two-story frame house with American Foursquare massing and Craftsman features. Nearly full-width front porch has battered square columns and wood balustrade in X pattern; hipped porch roof with exposed rafter tails. Off-center front entrance to the left; triple front window to the right contains three narrow 4/1 double-hung sash, each with taller lower sash. Two second-floor front 8/1 double-hung windows with smaller 15-light window between them. Bay window on west side; side door on east side with shed-roofed hood. Hipped roof with deeply overhanging flared eaves and gable-roofed front and side dormers. Wood windows in various configurations. Concrete foundation; asbestos shingle siding; asphalt shingle roof.

Shed; too small to count.

According to original newspaper advertisements, this house and the house at 227 Albemarle Street were designed by a "famous Los Angeles architect."

**224 Albemarle Street, 1910-18**

**Contributing**

Two-story frame house with Craftsman character. Nearly full-width front porch has square columns, three at each front corner and two at center, wood rail with square balusters (stair and stair rail not original); low-

Maplewood Historic District Boundary Increase  
Name of Property

Monroe County, NY  
County and State

pitched porch roof. Porch shelters off-center front door to the right (east), bank of four double-hung front cottage-style windows to the left. Two second-floor front double-hung 1/1 windows with single smaller 1/1 window between them. Bay window on west side. Side-gabled roof; center front hip-roofed dormer with triple 1/1 windows. Windows generally 1/1 double-hung replacement sash. Concrete and brick foundation; wood clapboard siding to level of second-floor sills with wood shingle above; asphalt shingle roof.

**227 Albemarle Street, 1910**

**Contributing**

Two-story frame house with American Foursquare massing and Craftsman character. Half-width, off-center front porch has wide square tapered columns that extend from ground to porch entablature, shingle-sided base, wood balustrade in X pattern; porch has relatively steeply pitched hipped roof with exposed rafter tails. To the right of the porch is a bay window. Two second-floor front 8/1 windows with smaller four-pane window between them. Bay window on west side; side door on east side sheltered by small pent hood. Windows in various configurations appear to be original. Hipped roof with deeply overhanging flared eaves and exposed rafter tails; gable-roofed front and side dormers. Concrete foundation; wood shingle siding; asphalt shingle roof.

Contributing one-story frame garage with swinging doors and gable roof.

According to original newspaper advertisements, this house and the house at 221 Albemarle Street were designed by a "famous Los Angeles architect."

**228 Albemarle Street, 1910-18**

**Contributing**

Two-story frame house with closed-gable roof; side dormers have gable roofs with returns. Nearly full-width front porch has round wood posts on rock-faced concrete block bases; metal rail; front-gabled porch roof with returns. Porch shelters bay window to the left, off-center front door with sidelight to the right. Two second-floor front 1/1 double-hung windows with single smaller 1/1 wood window between them. Triple wood double-hung windows in gable, each with decorative upper sash. Bay window on west side. Windows appear to be a mix of original and replacement. Rock-faced concrete block foundation; vinyl siding (laid diagonally in porch gable, horizontally elsewhere); asphalt shingle roof.

**233 Albemarle Street, 1910-18**

**Contributing**

Two-story frame house; front-gabled roof with returns. Nearly full-width enclosed front porch has vinyl-sided balustrade and corner posts, with banks of picture windows. No exterior entrance to porch. Side entrance on east side has hip-roofed entry porch; wood balustrade with slat balusters. Two second-floor front 6/1 windows with smaller window between them. Triple wood window in gable has center 6/1 window flanked by two 4/1 windows. Some or all windows appear to be original, although window surrounds have been wrapped or replaced. Rock-faced cast concrete foundation; vinyl siding; asphalt shingle roof.

Contributing one-story frame garage with gable roof and ribbon-coursed wood shingle siding.

**235 Albemarle Street, 1910-18**

**Contributing**

Two-story frame house; side-gabled roof with returns. Nearly full-width enclosed front porch with vinyl-sided balustrade and posts, banks of windows, and off-center front door with brick and concrete steps. Two front second-floor 1/1 double-hung replacement windows with two smaller double diamond-paned windows between them. Wide gable-roofed front dormer contains three wood diamond-paned windows. Concrete and brick foundation; vinyl siding; asphalt shingle roof.

Contributing one-story frame garage with two overhead rolling garage doors and hipped roof.

**240 Albemarle Street, 1910-18**

**Contributing**

Two-story frame house; front-gabled roof with returns. Nearly full-width enclosed front porch is fully clad in vinyl siding, with two pairs of casement windows on the front the only openings. entrance is on east side and



Maplewood Historic District Boundary Increase  
Name of Property

Monroe County, NY  
County and State

has hip-roofed entry porch; picture window and bay window also on east side. Windows are vinyl replacement sash in various configurations, including Palladian window in gable. Although replacement materials and, especially, complete porch enclosure detract from integrity, house remains marginally contributing because it retains general massing and scale.

Contributing one-story frame garage with hipped roof; difficult to see at rear of property.

**242 Albemarle Street, 1910-18**

**Contributing**

Two-story frame house with rectangular footprint and cross-gable roof. Full-width, enclosed front porch with vinyl siding, banks of windows, and central front door; porch has hipped roof. Two second-floor front 1/1 double-hung windows with smaller single window between them. Triple 6/1 double-hung wood windows in front closed gable. Bay window on east side; side entrance on west side has small hood supported by scrolled brackets. Other than gable windows, most windows appear to be replacement sash. Concrete block foundation; vinyl siding; asphalt shingle roof.

**243 Albemarle Street, 1910-18**

**Contributing**

Two-story frame house with American Foursquare massing. Full-width front porch has square columns, vinyl rail with square balusters, and hipped roof. Porch shelters off-center front entrance, 1/1 double-hung window to the left (east), and wider picture window with transom to west. Two second-floor front double-hung 1/1 replacement windows. Bay window on west side; projecting bay on east side above side door. Hipped roof; hip-roofed front and side dormers. Windows generally 1/1 double-hung replacement sash. Rock-faced concrete block foundation; vinyl siding; asphalt shingle roof.

**247 Albemarle Street, 1910-18**

**Contributing**

Two-story frame house with American Foursquare massing and Craftsman character. Entry porch at front left (northeast) corner sheltering recessed entrance has square wood posts, tall wood balustrade (not original), and hipped roof, which projects beyond porch floor, with plain wood brackets supporting cantilevered eaves. Porch configuration suggests size of porch floor has been reduced to accommodate driveway. To the right of the porch is a bay window containing four 1/1 double-hung windows. Two second-floor front 1/1 double-hung windows with oval window between them. Bay window on east side. Hipped roof with hip-roofed front and side dormers containing diamond-paned wood windows. Windows otherwise generally 1/1 double-hung replacement sash. Brick foundation; clapboard siding to level of first-floor lintels with ribbon-coursed wood shingle siding above; asphalt shingle roof.

**250 Albemarle Street, 1918-26**

**Contributing**

Two-story frame house with Colonial Revival character. Side-gabled roof. Off-center front door sheltered by entry porch with square posts, brick and concrete stoop, and metal stair railing. To the left (west) of the front door is a triple window containing 1/1 double-hung sash, above which is a pent-roofed overhang that connects to roof of enclosed one-story side porch projecting to the west. Second-floor front has short, wide paired casement window above front door; 1/1 double-hung window above triple window. Front shed-roofed dormer contains three square windows. Windows generally 1/1 double-hung replacement sash. Concrete and brick foundation; asbestos shingle siding; asphalt shingle roof.

Contributing one-story frame garage with single overhead garage door, pedestrian door, and gable roof.

**253 Albemarle Street, 1910-18**

**Contributing**

Two-story frame house with front closed-gable roof. Nearly full-width enclosed front porch has vinyl-sided balustrade, off-center front door, and banks of double-hung windows. Two second-floor front 1/1 double-hung windows with small single window between them. Single 1/1 double-hung attic window in gable. Bay window on east side; single gabled dormer on each side. Windows generally 1/1 double-hung replacement sash. Rock-faced concrete block foundation; vinyl siding; asphalt shingle roof.

Maplewood Historic District Boundary Increase  
Name of Property

Monroe County, NY  
County and State

**256 Albemarle Street, 1910-18**

**Contributing**

Two-story frame house with closed-gable roof; side closed-gable dormers. Nearly full-width, enclosed front porch has walls clad in siding (siding being replaced at time of survey), front triple window, and hipped roof. Side entrance on east side has small hipped hood supported by scrolled brackets; bay window on west side. Windows generally 1/1 double-hung replacement sash. Concrete block foundation; aluminum siding; asphalt shingle roof. Complete porch enclosure and replacement materials detract from integrity, but house retains original massing and general character consistent with the neighborhood.

Contributing one-story frame garage with single overhead garage door, pedestrian door, and hipped roof.

**258 Albemarle Street, 1910-18**

**Contributing**

Two-story frame house with closed-gable roof. Full-width front porch has aluminum-sided balustrade, three square wood posts at each corner and single square post near center, and hipped roof. Porch shelters off-center front door; to the left (west) of the door is a triple wood window consisting of center window with upper diamond-paned sash flanked by 4/1 side windows. Two second-floor front 6/1 double-hung wood windows. Paired 6/1 double-hung wood windows in gable. Bay window on west side. Smooth rusticated concrete block foundation; aluminum siding; asphalt shingle roof.

**259 Albemarle Street, 1910-18**

**Noncontributing**

Two-story frame house with jerkinhead roof. Nearly full-width front pent-roofed porch has cinderblock foundation, stone veneer exterior, openings infilled with vertical siding within which are two small front double-hung windows. Two second-floor front double-hung windows with smaller window between them. Pair of double-hung attic windows beneath jerkinhead peak. Side entrance on west side with tall barrel-vaulted hood. Bay window on east side. Windows a mix of configurations; some or all have been replaced. Concrete block foundation; asbestos shingle siding; asphalt shingle roof. Noncontributing due to extensive alterations that conceal historic character.

One-story frame gable-roofed garage; noncontributing due to absence of contributing primary building on this property.

**262 Albemarle Street, 1910-18**

**Contributing**

Two-story frame house with American Foursquare massing. Full-width front porch has modern deck-style wood balustrade, wide square wood columns, and hipped roof. Two second-floor front 6/1 double-hung windows. Vertical wood siding (not original); asphalt shingle roof. Although siding is not original and its vertical alignment is not characteristic of the neighborhood, the house otherwise retains massing and features consistent with the neighborhood.

**263 Albemarle Street, 1910-18**

**Contributing**

Two-story frame house with front closed-gable roof. Full-width front porch with hipped roof and pediment at right over modern entry steps; balustrade and square posts are wrapped in aluminum siding. Porch shelters 1/1 double-hung sash to left and front door to right. Second-floor front has 1/1 double-hung sash to either side of center small fixed sash; bank of three 1/1 double-hung sash centered in gable. Left (east) facade has asymmetrical arrangement of double-hung sash, hip-roofed first-floor bay window, aluminum-sided chimney, and gable roof dormer. Right (west) facade has asymmetrical arrangement of double-hung sash, side entry door, and gable-roofed dormer. Rock-faced concrete block foundation, aluminum siding, and asphalt shingle roofing.

**267-269 Albemarle Street, 1910-18**

**Contributing**

Two-story frame double-residence with cross-gable roof. Two entry porches: side entry porch at far left in recess formed by cross gable has hipped roof, Tuscan columns, modern handrail with slat spindles, recessed entry door, and modern entry steps. Projecting front entry porch at right has hipped roof, Tuscan columns, modern handrail with slat spindles. This porch shelters front door to right, cottage-style 1/1 double-hung sash

Maplewood Historic District Boundary Increase  
Name of Property

Monroe County, NY  
County and State

to left. Between the two porches is a Chicago-style window containing three 1/1 double-hung sash. Second-floor front is symmetrical with two hipped roof oriel window bays on shaped brackets, each containing three 1/1 double-hung sash. Palladian attic window in center of gable with three 4/1 double-hung wood windows. Left (east) façade has asymmetrical arrangement of double-hung sash, cross gable, and entry porch at front. Right (west) façade has asymmetrical arrangement of double-hung sash, cross gable, and side entry door with hip-roofed hood. Rough ashlar concrete block foundation, asbestos shingle siding, and asphalt shingle roofing.

**270 Albemarle Street, 1914; H.J. French, architect**

**Contributing**

Two-story frame house with American Foursquare massing and flared hipped roof. Nearly full-width enclosed front porch with gable roof, decorative shingle coursing in gable, solid balustrade and modern concrete entry steps left of center. Second-floor front has 1/1 double-hung sash with vinyl shutters to either side. Front and side flared hip-roofed dormers contain paired 1/1 double-hung sash. Left (west) façade has asymmetrical arrangement of double-hung sash, side entry porch with hipped hood, and rear porch. Right (east) façade has asymmetrical arrangement of double-hung sash, and hip-roofed flat window bay at first floor. Rock-faced concrete block foundation, aluminum siding at first floor with ribbon-coursed wood shingle siding above, and asphalt shingle roofing.

**274 Albemarle Street, 1914; H.J. French, architect**

**Contributing**

Two-story frame house with American Foursquare massing and flared hip roof. Nearly full-width front porch with hipped roof, square columns, and wood balustrade. Porch shelters front door to left; window bay to right contains three 1/1 double-hung sash. Second-floor front has 1/1 double-hung sash at left, window bay with three 1/1 double-hung sash to right. Front and side flared hip-roofed dormers each contain pair of 1/1 double-hung sash. Left (west) façade has asymmetrical arrangement of double-hung sash and side entry door with hip-roofed hood. Right (east) façade has asymmetrical arrangement of double-hung sash and hip-roofed flat window bay at first floor. Brick foundation, vinyl siding, and asphalt shingle roofing.

**280 Albemarle Street, 1914; H.J. French, architect**

**Contributing**

Two-story frame house with American Foursquare massing and flared hip roof. Nearly full-width front porch with flared gable roof, square columns, modern enclosure with 1/1 double-hung sash and entry door to left, pair of casement sash to right. Second-floor front has two 1/1 double-hung sash. Flared front and side flared hip dormers each contain pair of original 4/1 double-hung sash. Left (west) façade has asymmetrical arrangement of double-hung sash and side entry door with hipped hood. Right (east) façade has asymmetrical arrangement of double-hung sash and hip-roofed flat window bay at first floor. Rock-faced concrete block foundation, ribbon-coursed wood shingle siding at first floor with flared asbestos shingle siding above, and asphalt shingle roofing.

**284 Albemarle Street, 1914; H.J. French, architect**

**Contributing**

Two-story frame house with American Foursquare massing and flared hip roof. West façade, facing Dewey Avenue, has two-story window bay to left containing three 1/1 double-hung sash at each floor; center entry door sheltered by large gable roof hood on modern turned columns; 1/1 double-hung sash to right at both floors. Center flared hip roof dormer with bank of three 4/1 double-hung sash. Right (south) façade, facing Albemarle Street, is symmetrical with nearly full-width enclosed porch, two second-floor double-hung sash, and flared hip-roofed dormer. Left (north) façade has asymmetrical arrangement of double-hung and fixed sash and hip-roofed bay. Brick foundation on concrete water table, asbestos shingle siding, and asphalt shingle roofing.

Contributing one-bay frame garage with hip roof, wood clapboard siding, modern paneled overhead door, and asphalt shingle roofing.

**Augustine Street**

Maplewood Historic District Boundary Increase  
Name of Property

Monroe County, NY  
County and State

**21 Augustine Street, 1900-1910**

**Contributing**

Two-story frame house on raised lot with front cross gable roof. Full-width symmetrical front porch with broad fluted Tuscan columns, centered pediment on paired brackets, non-historic deck-style balustrade. Projecting garage bay (not original) built beneath right (west) section of porch. Porch shelters center front door, window with fixed stained glass transom to the left, bay window with 1/1 double-hung replacement windows to the right. Second-floor front has two 1/1 double-hung replacement sash with undersized vinyl faux shutters and centered small 4/1 double-hung sash. Attic front has a centered gang of three 4/4 double-hung replacement sash with faux shutters. Left (east) side has jettied cross gables above side door; right of this is a bay window. Flat bay window on west side contains central picture window and transom. Brick and ashlar stone foundation, asbestos shingle siding, and asphalt shingle roof.

**25-27 Augustine Street, 1900-1910**

**Contributing**

Two-story frame house with front closed-gable roof, set on raised lot. Full-width front porch with shallow hipped roof has four symmetrically arranged Tuscan columns, simple wood balustrade with tightly spaced spindles, off-center entrance, and non-historic stairway to sidewalk. Porch shelters pair of front doors at far left, 1/1 double-hung sash right (west) of center. Second-floor front has two 1/1 double-hung sash. Right (west) two-thirds of wall recessed beneath gable; corbels at eaves where wall is recessed. Palladian window centered in the gable. Side walls have asymmetrical arrangement of mostly 1/1 double-hung sash and gable dormers. Right (west) side also has a two-story window bay and brick chimney. Random ashlar sandstone foundation; wood clapboard first floor below frieze band with wood shingles above; asphalt shingle roof. House retains a high degree of integrity.

Contributing concrete block two-bay garage with rear shed roof and large single opening.

**26 Augustine Street, 1875-1888**

**Contributing**

Two-story frame house with cross-gable roof. Partial-width, hip-roofed front porch wraps around east side; porch has turned square columns with corbels, modern wood steps, and deck-style railing. Porch shelters double front doors at left and double-hung and fixed sash at right inset corner. Two-story window bay to left of porch contains three 1/1 double-hung sash per floor and decorative stick-work. Second-floor front has 1/1 double-hung sash to right of bay and rounded corner window with modern glass block infill. Projected gable rests on bay and on shaped brackets; gang of four casement sash in gable surmounted by corbelled tympanum with decorative faux timbering. Left (west) façade has asymmetrical arrangement of double-hung sash, two-story cut-away bay beneath cross gable, and rear sleeping porch. Right (east) façade has asymmetrical arrangement of 1/1 double-hung sash, front porch wraparound, hipped roof dormer, curved cut-away bay beneath cross gable with decorative shingles and gang of three sash, and projected rear two story porch. Clapboard siding; patterned shingles in gable; asphalt shingle roof. Aside from window replacement and deck-style porch balustrade, house retains a high degree of integrity.

**31-33 Augustine Street, 1918-26**

**Contributing**

Two-story frame double residence with broad front-gable roof, set on raised lot. A projecting enclosed gable-roofed entry porch at the left (east) with front door and brick stoop provides access to both apartments. Two banks of windows at first-floor front: centered bank of six 1/1 double-hung replacement sash, to the right of which is a bank of three 1/1 double-hung replacement sash. Second-floor front fenestration is the same, with an additional small fixed sash window above the entry porch. Two pairs of original 6/1 double-hung attic sash in gable. Sides have asymmetrical arrangement of mostly 1/1 double-hung replacement sash. A brick chimney is at right (west) side. Concrete water table and brick foundation, aluminum siding and trim, and asphalt shingle roof.

Contributing two-bay frame garage with hipped roof and modern overhead single bay doors.

**34 Augustine Street, 1875-1888**

**Contributing**

Maplewood Historic District Boundary Increase  
Name of Property

Monroe County, NY  
County and State

Two-story frame house; front gambrel roof with cross gables; jettied second floor (front only). Beneath overhang are a half-width enclosed front porch at left, window bay with three 1/1 double-hung sash at right. Second-floor front has pair of 13/1 double-hung sash centered over porch and two 13/1 double-hung sash centered over bay. Two fixed-frame sash enframed prow window bay with two sashes in gable. Left (west) façade has asymmetrical arrangement of 1/1 and 13/1 double-hung sash, enclosed entry porch at front and cross gable with semi-lunette sash. Right (east) facade has two story cut-away bay beneath cross-gable with 13/1 double-hung sash. Stone foundation, vinyl siding, and asphalt shingle roofing.

**39 Augustine Street, 1888-1900**

**Contributing**

Two-story frame house on raised lot with side-gable roof. Center front entry porch has three square columns at each front corner, simple wood balustrade with tightly spaced spindles, and steps at left (east). The left (east) corner of the first floor is a cutaway bay containing three 1/1 double-hung replacement sash. Porch shelters a recessed center entry door with paired sidelights, west (right) of which is 1/1 double-hung replacement window. Three second-floor front 1/1 windows; center window is in projecting bay and is flanked by leaded-glass sidelights. Three front gabled dormers; central dormer, aligned with center projecting second-floor bay, is the largest and contains a Palladian window with diamond-paned central upper sash. Both sides have mostly symmetrical arrangement of 1/1 double-hung replacement sash and centered two-story window bay. Rough ashlar stone foundation, asbestos siding with original trimwork, and asphalt shingle roof.

Contributing one-bay frame garage with clapboard walls and asphalt shingle roof.

**40 Augustine Street, 1875-1888**

**Contributing**

Two-story frame house with cross-gabled hip roof. Full-width wrap-around front porch with hipped roof, turned square columns, balustrade with turned spindles, and modern entry steps. Porch shelters paired entry doors at right, two 1/1 double hung sash to left. Second-floor front has three 1/1 double hung sash with louvered shutters. Two-thirds-width front cross-gable clad in fish-scale shingles contains pair of multi-light casement sash beneath deep flat hood supported by pierced brackets; above the hood is a diminutive triangular window at gable peak. Small gable-roofed dormer to right of cross-gable contains multi-light casement window and heavy bargeboard. Left (west) façade has coordinated asymmetrical arrangement of 1/1 double hung sash and cross-gable with pair of multi-light casement sash. Right (east) façade has asymmetrical arrangement of double-hung sash, projected cross-gable bay with cut-away corner, and further projected gable bay with cutaway corners at rear. Parged stone foundation, wood clapboard siding, and asphalt shingle roofing. House retains much of its integrity.

Contributing one-bay frame garage with hip roof, clapboard siding, and modern hinged doors.

**45-47 Augustine Street, 1918-26**

**Contributing**

Two-story frame hip-roofed double residence (side/side, in symmetrical mirrored configuration), set on raised lot. Full-width front porch, in three sections: center is enclosed and contains back-to-back vestibules accessed from the open entry porches to each side, all contained beneath a low-pitched hipped roof. Each entry porch has three square columns at outer corner and simple wood rail with slat balusters. Each porch shelters a Chicago-style window consisting of 4/1 double-hung sash flanking picture window with stained-glass transom. Second-floor front has two pairs of 6/1 double-hung sash with decorative cut-out shutters. East and west sides have matching asymmetrical arrangement of 6/1 double-hung sash and fixed leaded-glass sash, side entry door, and rear porch. Front and side shed-roofed dormers. Brick foundation, wood clapboard siding, and asphalt shingle roof. House retains a high degree of integrity.

Modern 1-1/2 bay frame garage with rear shed roof; noncontributing due to age.

**46-48 Augustine Street, 1900-1910**

**Contributing**

Two-story frame double residence (upper/lower) with cross-gable roof. Half-width front porch with flat roof and square brick columns and balustrade; this porch shelters door and sidelight to left and 1/1 double hung sash at

Maplewood Historic District Boundary Increase  
Name of Property

Monroe County, NY  
County and State

right. Recessed corner entry porch at left (southwest) corner also has square brick columns and balustrade. Between the two porches is a two-story window bay containing three 1/1 double-hung sash at each level. Bank of three 1/1 double-hung sash at gable above pent overhang. Left (west) side has asymmetrical arrangement of double-hung sash, corner entry porch at front, and center cross-gable containing bank of three double-hung sash. Right (east) façade has coordinated asymmetrical arrangement of double-hung sash, and two-story window bay beneath center cross-gable containing bank of three double-hung sash.

**53 Augustine Street, 1888-1900**

**Contributing**

Two-story frame house on raised lot with hipped roof. Large two-story engaged semi-octagonal bay at left (northeast) corner contains 1/1 double-hung replacement sash at first and second floors. Nearly full-width front porch with low-slope roof, slightly tapered square columns, modern railing, and projected overhang at steps to sidewalk stair. Porch shelters centered pair of entry doors with sidelights, to the right of which is a bay window containing three 1/1 double-hung replacement windows. Second-floor front has centered 1/1 arched decorative leaded-glass window with elaborate projected pilaster and arch frame; two 1/1 double-hung replacement windows at right. Two centered front pediment dormers each contain arched 1/1 double-hung sash. Left (east) side has mostly 1/1 double-hung replacement sash, jettied cross gable above window bay at first floor, and rear porch. Right (west) side has mostly 1/1 double-hung replacement sash, cross-gable dormer, and curved bay at first floor. Random ashlar stone foundation, wood clapboard siding, and asphalt shingle roof.

**54 Augustine Street, 1875-1888**

**Contributing**

Two-story frame house with cross-gable roof. Full-width wraparound porch with hipped roof, sunburst gable over entry steps at left, chamfered square columns, simple wood balustrade, and slatted lattice. Porch shelters a 20/20 double-hung sash at far left, front door and sidelight, and tall picture sash with stained glass transom at right. Second-floor front has three asymmetrically arranged 1/1 double hung sash. Bank of three 1/1 double-hung sash in gable. Left (west) façade has asymmetrical arrangement of double-hung sash and projected cross-gable bay. Right (east) façade has wrap-around porch to front, asymmetrical arrangement of double-hung sash, projected cross-gable bay with cut-away corner, and two-story cutaway window bay beneath nested projected gablette. Random ashlar stone and brick foundation, wood clapboard siding, and asphalt shingle roofing. House retains a high degree of integrity.

Contributing early twentieth-century single-bay brick hip-roofed garage with period hinged doors

**56-58 Augustine Street, 1900-1910**

**Contributing**

Two-story frame house with side-gable roof. Full-width symmetrical front porch with shed roof, open pediment over modern entry steps, composite ionic columns, and wood balustrade with tightly spaced spindles. Porch shelters center door with sidelight; 1/1 double-hung sash to left and bank of three 1/1 double-hung sash to right. Second-floor front has shallow window bay containing three 1/1 double-hung sash at left, to the right of which are two 1/1 double-hung sash. Pair of open-pediment gable-roof dormers each containing a diamond-paned Palladian window. Left (west) façade has asymmetrical arrangement of double-hung sash, hip-roofed flat window bay, and pair of double-hung sash at gable. Right (east) façade has asymmetrical arrangement of double-hung sash, first-floor window bay, and pair of double-hung sash at gable. Clapboard siding, with wood shingles in gables and at dormers; asphalt shingle roof. House retains a high degree of integrity.

**59 Augustine Street, 1888-1900**

**Contributing**

Two-story frame house on raised lot with hipped with cross-gabled roof. Full-width front porch wraps east corner; porch has shallow hipped roof, Tuscan columns and modern rail, and corner steps to sidewalk stair. Porch shelters paired entry doors at rear of wraparound at left, and four 1/1 double-hung replacement sash across front. Second-floor front has pair of 1/1 double-hung replacement sash to left, bay window to right; projected pediment cross gable is directly above bay window. Gable front has elaborate millwork including shaped supporting brackets, decorative faux-timbering, and heavy cornice. Left (east) side has hip-roofed bay and asymmetrical arrangement of various sash. Right (west) side has brick chimney visible above roof,

Maplewood Historic District Boundary Increase  
Name of Property

Monroe County, NY  
County and State

asymmetrical arrangement of various sash, and cross-gable with cutaway bay at first floor. Brick foundation, asbestos shingle siding, and asphalt shingle roof.

**65 Augustine Street, 1888-1900**

**Contributing**

Two-story frame house with hipped roof, set on a raised lot. Two-thirds width front porch with wraparound to left (east), shallow hipped roof, corbelled cornice, Tuscan columns and wood balustrade with tightly-spaced square spindles, and brick steps to sidewalk stair. Porch shelters recessed front door with one sidelight at left; window bay containing three 1/1 double-hung sash at center. To the right of the porch is one 1/1 double-hung window. Second-floor front has centered projected bank of three 1/1 double-hung sash topped by an open pediment with corbelled eaves; 1/1 double-hung sash to either side. Two front gabled dormers. Left (east) side has asymmetrical arrangement of 1/1 double-hung sash, arched stained-glass window at first floor, and pair of pedimented dormers. Right (west) side has asymmetrical arrangement of 1/1 double-hung sash, curved bay of three 1/1 double hung sash at first floor, and pair of pedimented dormers. Rough ashlar stone foundation, asbestos siding, and asphalt shingle roofing.

Contributing Single-bay gable-on-hip roof frame garage with clapboard siding and asphalt shingle roofing.

**68 Augustine Street, 1890-1900**

**Contributing**

Two-story frame house with cross-gable roof. Full-width front porch with sandstone base and piers, round wood composite posts, and modern wood balustrade; porch has shed roof with projecting pedimented overhang over off-center front steps. Porch shelters front door at left and tri-partite picture window with stained glass transom at right. Projecting second-floor front porch has solid balustrade, paired Ionic columns, and pedimented gable roof. To the right (east) of second-floor porch is a tri-partite picture window with stained glass transom, beneath continuous dentilled cornice. Small clerestory sash in porch gablette and triple window in main gable framed peak. Left (west) façade has asymmetrical arrangement of double-hung sash, tripartite stained glass window with transom at stair landing, belt frieze, and cross gable with bank of three sash beneath framed peak. Right (east) façade has asymmetrical arrangement of double-hung sash, two-story window bay with centered chimney beneath cross gablette, belt frieze, cross gable, and rear porch. Random ashlar sandstone foundation; asbestos shingle siding; asphalt shingle roofing.

**71 Augustine Street, 1890-1900**

**Contributing**

Two-story frame house with side-gambrel roof, set on a raised lot. Recessed left (east) corner entry porch with Tuscan posts atop solid aluminum-sided balustrade. Engaged hexagonal turret near center contains three 1/1 double-hung sash at both floors and faceted spire roof. To the right (west) of turret is a 1/1 double-hung window at first floor and a broad 24/1 broad double-hung window at second floor. Left (east) side has asymmetrical arrangement of 1/1 double-hung sash and two-story window bay. Right (west) side has asymmetrical arrangement of 1/1 double-hung sash, prow-shaped window bay at first floor, and bank of three multi-light windows at attic. Many of the windows appear to be replacement units. Rubble stone foundation, aluminum siding, and asphalt shingle roofing.

**72-74 Augustine Street, 1910-18**

**Contributing**

Two-story frame house with side-gabled roof. Full-width symmetrical front porch with low slope hipped roof, Tuscan posts atop brick piers, and wood balustrade with tightly spaced spindles. Porch shelters central front door with 1/1 double-hung sash to either side. Second-floor front has arched diamond-paned window at center with 1/1 double-hung sash to either side. Large gable-roofed dormer contains a Palladian window with diamond panes. Left (west) façade has asymmetrical arrangement of double-hung and fixed sash. Right (east) façade has asymmetrical arrangement of double-hung sash, side and rear entry doors. Corbelled eaves. Brick foundation and first-floor walls with stone accents; second-floor clad in asbestos shingle siding. Concrete tile roofing.

**82 Augustine Street, 1890-1900**

**Contributing**

Maplewood Historic District Boundary Increase  
Name of Property

Monroe County, NY  
County and State

Two-story frame house with hipped roof. Three-quarter width wraparound front porch projects beyond right (east) corner; porch has a flat roof, modern entry steps at left, square paneled columns, and wood balustrade with slat spindles. Porch shelters front door; left of porch is a modern picture window. Second-floor front has bank of three modern casement sash at left and 1/1 double hung sash at right beneath continuous corbelled cornice. Symmetrical pair of gable-roofed dormers contain arched 1/1 double-hung sash. Left (west) façade has asymmetrical arrangement of double-hung sash and cross gable. Right (east) façade has asymmetrical arrangement of double-hung and modern casement sash, wrap-around of front porch, two-story window bay enlarged by first-floor shed-roofed addition, and pair of gable-roofed dormers. Concrete block foundation, vinyl siding with two-story wood corner pilasters, and asphalt shingle roofing.

**86-88 Augustine Street, 1900-1910**

**Contributing**

Two-story frame double residence (upper/lower) with gable-on-hip roof. Full width front porch with flat roof, paired square posts on brick and stone piers, entry steps at left (west) and rear right (east), and modern wood balustrade with slat spindles; modern deck and rail atop porch. Porch shelters entry doors at far right and left, and Chicago-style window with stained-glass transoms near center. Second-floor front has single 1/1 double-hung sash at left, pair of 1/1 double hung sash near center, and arched alcove with access to porch deck at right. Pair of arched 1/1 double-hung sash centered in gable. Left (west) façade has asymmetrical arrangement of double-hung and fixed sash and two-story window bay centered beneath gable dormer. Right (east) façade has asymmetrical arrangement of double-hung and fixed sash, entry steps at front porch with arched alcove above, and two-story window bay centered beneath gable dormer. Brick foundation on stone water table, vinyl siding, and asphalt shingle roofing. Synthetic siding

Contributing one-story, two-bay side-gabled frame garage with vinyl siding and modern overhead doors.

**94 Augustine Street, 1890-1900**

**Contributing**

Two-story frame house with cross-gable roof. Full-width shed-roofed front porch has sandstone base and piers supporting symmetrical triple Tuscan posts, and modern metal balustrade. Porch stonework is random ashlar buff sandstone with decorative circular vents and quoins in contrasting red sandstone. Left (west) portion of porch is enclosed. Porch shelters centered paired entry doors, to the right of which is a tripartite picture window with stained-glass transoms above each sash. Left of the entrance is a two-story engaged octagonal window bay containing 1/1 double-hung sash at first and second floors. Two 1/1 double-hung sash to right of bay at second-floor front. Tripartite gable window in arched recess beneath projected gable peak. Left (west) façade has asymmetrical arrangement of double-hung and fixed sash, large stone and brick chimney centered on octagonal corner bay, cross-gable with projected gable peak, and rear dormer. Right (east) façade has asymmetrical arrangement of double-hung and fixed sash, two-story window bay beneath cross gable with ribbon of six sash at gable peak, and rear porch. Random ashlar stone foundation and first floor; asbestos siding at second floor; asphalt shingle roofing.

Contributing two-bay concrete-block garage with rear shed roof and period swinging doors.

**100-102 Augustine Street, 1900-1910**

**Contributing**

Two-story frame double residence (upper/lower) with cross-gable on hip roof. Gable-on-hip roof entry porch at left (west) with Tuscan columns; window bay with three double-hung sash centered above. Recessed entry porch with splayed hip roof at right (east) also has Tuscan columns and shelters recessed door. Between the two porches is a centered first-floor window bay containing three 1/1 double-hung sash. Replacement sliding sash at right on second floor. Triple window with taller center window centered within gable. Left (west) façade has coordinated asymmetrical arrangement of double-hung and fixed sash and siding belt frieze; gable end contains central pair of double-hung attic windows with a third diminutive window to the left. Right (east) façade has two-story window bay, coordinated asymmetrical arrangement of double-hung sash, and rear entry door; siding belt frieze; paired double-hung attic window in gable end. Windows generally replacement sash. Rough ashlar stone foundation, wood clapboard siding on first floor with vinyl siding above, and asphalt shingle roofing.



Maplewood Historic District Boundary Increase  
Name of Property

Monroe County, NY  
County and State

**110-112 Augustine Street, 1900-1910**

**Contributing**

Two-story frame double residence (front/rear) with broad cross-gabled roof. Two-thirds width front porch to left (west) has shallow hipped roof, broken pediment over modern center entry steps, Tuscan columns, and simple wood balustrade with geometric panel. Porch shelters 1/1 double-hung window at left, front door at center. Flat two-story projecting bay to the right of the porch has 1/1 double-hung window with flat hood at first floor, smaller 1/1 window at second floor. Center second-floor front window is a pair of 9-light casement sash; left of this is another 1/1 double-hung window. Pair of double-hung attic windows centered in gable, each with diamond-paned upper sash. Left (west) façade has first-floor bay containing Chicago-style window and asymmetrical arrangement of double-hung and fixed sash beneath continuous cornice. Right (east) façade has asymmetrical arrangement of double-hung sash; first floor window bay and side entry door beneath jettied second story cross-gable. Brick foundation on concrete water table, asbestos siding, and asphalt shingle roof.

Modern two-bay concrete block garage with rear shed roof; noncontributing due to age.

**115 Augustine Street, 1918-26**

**Contributing**

Two-story frame house with side-gable roof. Two-thirds width hip-roofed front porch projects beyond right (west) side of house; porch has broad tapered square columns, simple oversized wood balustrade, slatted lattice, and modern steps to sidewalk. Porch shelters front door at far right, left of which is one 8/1 double-hung window. To the left (east) of the porch is a front bay window containing four 6/1 double-hung sash. Second-floor front has two symmetrically arranged 8/1 double-hung sash. Broad low-pitched shed dormer contains bank of three 6-light hopper sash. Left (east) side has bay window containing four 4/1 double-hung sash and asymmetrical arrangement of double-hung and fixed sash. Right (west) side has sleeping porch at second floor and asymmetrical arrangement of double-hung and fixed sash. Rusticated concrete block foundation, wood clapboard siding, and asphalt shingle roofing. House retains a high degree of integrity.

Contributing two-bay gable roof frame garage with clapboard siding and modern overhead door.

**119 Augustine Street, 1900-1910**

**Contributing**

Two-story frame house with hipped and cross-gable roof. Full-width symmetrical front porch with low-slope roof, Tuscan columns, no balustrade, and projected overhang above steps to sidewalk. Primary façade is symmetrical with picture windows topped by stained glass transoms to either side of center entry door. Second-floor front has decorative ox-eye window at center, one oriel bay to either side containing three 1/1 double-hung sash. Continuous dentilled cornice. Centered open pediment dormer contains Palladian window. Left (east) side has asymmetrical arrangement of 1/1 double-hung sash, bay window with three double-hung sash at first floor, and broad cross gable containing gang of three double-hung sash with pointed arch muntins. Right (west) side has nearly symmetrical arrangement of 1/1 double-hung sash, side door, and broad cross gable with gang of three double-hung sash with pointed arch muntins. Rough ashlar stone foundation; wood clapboard siding with two-story corner pilasters; wood shingles at attic gables and dormer; and asphalt shingle roofing. House retains a high degree of integrity.

**125 Augustine Street, 1900-1910**

**Contributing**

Two-story frame house with side gable roof. Full-width front porch with low hipped roof, broken pediment at left (east) over entry steps, Ionic columns, and wood balustrade with shaped decorative cut-out slat spindles. Porch shelters front door with pair of leaded glass sidelights at left and triple window at right consisting of oversized 1/1 double-hung sash flanked by pair of sidelights with leaded glass transoms. Second-floor front has transom-height replacement sliding sash at left and Chicago style window at right. Front dormer with arched open pediment and pair of 1/1 double-hung sash is nearly centered. Left (east) façade has asymmetrical arrangement of mostly 1/1 double-hung sash; window bay containing two double-hung sash and center transom at first floor. Right (west) façade has coordinated arrangement of 1/1 double hung sash, two-

Maplewood Historic District Boundary Increase  
Name of Property

Monroe County, NY  
County and State

story window bay, and enclosed first-floor rear porch. Brick foundation on concrete water table, asbestos siding, and asphalt shingle roofing.

**133 Augustine Street, 1900-1910**

**Contributing**

Two-story frame double residence (side/side) with cross-gable on hip roof. Nearly full-width enclosed front porch; asymmetrical modern enclosure. Entry door at approximate center of enclosed porch. Second-story front is symmetrical with two double-hung sash to each side and small double-hung sash at center. Two 4/4 double-hung sash at gable. Left (east) façade has first-floor window bay and asymmetrical arrangement of double-hung and fixed sash beneath cross gable. Rear dormer to the left of east gable end. Right (west) façade has open entry porch with square posts atop solid aluminum-sided balustrade; first-floor window bay; and asymmetrical arrangement of primarily 1/1 double hung sash. West gable end contains paired diamond-paned double-hung sash. Rear dormer to the right of west gable end. Brick foundation on concrete water table, aluminum siding, and asphalt shingle roofing. Majority of windows have replacement sash.

Contributing two-bay hip roof frame garage with vinyl siding, modern overhead door, and asphalt shingle roofing.

**145 Augustine Street, 1890-1900**

**Contributing**

Two-story frame house with hipped roof. Full width front porch with shed roof, center pediment over modern entry steps, Tuscan columns, and period glass and wood paneled enclosure. Second-floor front is symmetrical with two 1/1 double-hung replacement sash to each side and center small prow bay containing two 4/1 double-hung sash. Hip-roofed dormer contains bank of three 1/1 double-hung sash. Left (east) façade features a prow bay containing two 1/1 double-hung replacement sash in altered openings; east side also has side entry door, slightly asymmetrical arrangement of 6/1 and 1/1 double-hung sash, and hip-roofed dormer. Right (west) façade has asymmetrical arrangement of double-hung sash and stepped stair windows, and hipped-roof dormer. Brick foundation, asbestos shingle siding, and asphalt shingle roofing.

Contributing broad, two-bay frame garage with hipped roof and modern overhead door.

**148 Augustine Street, 1888-1900**

**Contributing**

Two-story frame house with side-gable roof. Two-thirds width front porch with hipped roof wraps around to right (east) side; porch has turned posts, metal rail, and modern entry steps at right. Aligned 1/1 double-hung sash at right of first and second floor; two-story window bay at left contains three 1/1 double-hung sash per floor. Front triple-gable dormer contains coordinating 1/1 double hung sash beneath each peak. Left (west) façade has a prow window bay containing two double-hung sash. Right (east) façade has entry door beneath front porch roof, rear entry porch and asymmetrical arrangement of double-hung sash. Majority of windows are replacement sash. Rubble stone foundation, aluminum siding (board and batten siding beneath front porch), and asphalt shingle roofing.

Modern 1-1/2 story two-bay frame garage with gable roof, overhead door, and vertical siding; noncontributing due to age.

**Birr Street**

**36-38 Birr Street, 1960**

**Noncontributing**

Two-story frame double residence with shallow hipped roof and pair of brick chimneys either side of roof ridge. Front façade is symmetrical: shallow hip-roofed front porch with brick columns and brick grid screen to either side shelters two front doors, each of which has one sidelight. To either side of porch is a picture window flanked by casement sash. Second-floor front has a Chicago-style window to either side. Left (west) façade has asymmetrical arrangement of casement sash. Right (east) façade has asymmetrical arrangement of casement sash and two-and-one-half bay attached garage with side-gabled roof. Brick foundation and first floor; with wood shingle siding at second floor; asphalt shingle roofing. Building is non-contributing due to age.

Maplewood Historic District Boundary Increase  
Name of Property

Monroe County, NY  
County and State

**44 Birr Street, 1910-18**

**Contributing**

Two-story frame house; hipped roof with flared eaves. Nearly full-width front porch has tapered paneled square posts on brick piers, wood balustrade with square spindles, and hipped roof with cross-gable at right over brick and concrete entry stoop. Porch shelters bay window to left containing four 1/1 double hung sash, and recessed entry door with sidelights at right. Second-floor front has 1/1 double-hung sash to either side of center leaded-glass fixed window. Center hip-roof dormer contains pair of modern sliding sash. Left (west) façade has asymmetrical arrangement of double-hung and fixed sash, two first-floor window bays, brick chimney visible above roof, and center hip-roof dormer. Right (east) façade has asymmetrical arrangement of double-hung and fixed sash, hip-roofed two-story bay, and center hip-roof dormer. Brick foundation on concrete water table, aluminum siding, and asphalt shingle roofing.

**52 Birr Street, 1875-1888**

**Contributing**

Two-story frame house with cross-gable roof. Recessed entry porch at southeast corner, set into L at junction of front and side wings, has columns on stone piers, wood balustrade with square spindles, and modern entry stoop. Central front hip-roofed stair bay contains three 6/1 double-hung replacement sash at landing level, each surmounted by stained-glass transoms. This projecting bay has a tall stone base with centered stone grid vent at ground level. Coordinated 8/1 double-hung sash at first and second floor to left of projecting bay. Centered pair of recessed 6/1 double-hung sash at attic with flared sill; peak of gable projects just above this paired window. Left (west) façade has symmetrical projected cross-gable on shaped brackets above prow window-bay at first floor, and asymmetrical arrangement of double-hung sash. Right (east) facade has asymmetrical arrangement of double-hung and fixed sash, first-floor window bay, and rear porch. Ashlar stone foundation, asbestos clapboard siding, asphalt shingle roofing.

Contributing two-bay frame garage with gable roof, wood clapboard siding, modern hinged doors, and asphalt shingle roofing.

**60 Birr Street (vacant lot)**

**68 Birr Street, 1910-18; also known as 8 Burke Terrace**

**Contributing**

Two-story frame house with hipped roof and cross-gable. South façade is symmetrical: third-width centered front porch has modern balustrade, square columns with small corbels, modern wood balustrade, and flat roof with deck. Porch shelters centered entry door. Paired double-hung sash to either side of porch at first and second floors. Center projected gable-roof dormer contains arched 6/1 double-hung sash. Left (west) façade has centered side-entry porch with shed roof and modern side entry stoop, symmetrical arrangement of double-hung and fixed sash, and projected gable-roofed dormer. Right (east) façade has asymmetrical arrangement of double-hung sash, projected cross-gable bay to rear, and brick chimney visible above roof. Brick foundation on concrete water table, ribbon-coursed wood shingle siding, and asphalt shingle roofing.

**Burke Terrace**

**1 Burke Terrace, ca. 1890**

**Contributing**

Two-story frame house with side-gambrel roof and corner paneled pilasters. Two-thirds width front porch has flat roof, solid asbestos-shingle-sided balustrade, and modern square posts. Porch shelters entry door with sidelights to left and 1/1 double-hung sash to right. To the left of the porch is a Chicago-style window. Second-floor front is symmetrical: two 1/1 double-hung sash to either side of center decorative ox-eye sash. Three front dormers: center dormer arched, outer dormers have triangular pediments, each containing 1/1 double-hung sash. Left (south) façade has asymmetrical arrangement of double-hung sash, brick chimney beset by first-floor oriel window bay, and second-floor ox-eye sash, enclosed rear porch with modern entry stoop, and Palladian window at attic. Right (north) façade has coordinated asymmetrical arrangement of double-hung sash and shallow flat window bay at second floor with corner pilasters. Rough, random-ashlar

Maplewood Historic District Boundary Increase  
Name of Property

Monroe County, NY  
County and State

stone foundation, asbestos clapboard siding with two-story wood paneled corner pilasters, and asphalt shingle roofing.

Contributing four-bay frame garage with hip roof, wood clapboard siding, three modern overhead doors, one period glass and wood paneled hinged door, pedestrian door at side, and asphalt shingle roofing.

### **2 Burke Terrace, 1888-1900**

### **Contributing**

Two-story frame house with cross-gable hip roof. Front (west) façade is symmetrical: one-third width front porch at center has Tuscan columns, modern wood balustrade, and modern entry steps. Porch shelters entry door with sidelights. Wide 1/1 double-hung window to either side of porch. Directly above porch is a bay window containing three 1/1 double-hung sash. One double-hung sash with vinyl shutters to either side of bay window. Center hip-roof dormer with projected gable contains Palladian window. Left (north) façade has asymmetrical arrangement of double-hung sash, wall-mounted fire escape, and original Palladian window in cross gable. Right (south) façade has asymmetrical arrangement of double-hung sash and original Palladian window in cross gable. Rubble stone foundation, vinyl siding, and asphalt shingle roofing.

### **3 Burke Terrace, 1888-1900**

### **Contributing**

Two-story frame Queen Anne-style house with flared cross-gable roof; circular turret set back from right front (northeast) corner. First-floor front has cutaway corner bay at left containing 1/1 double-hung sash, picture window with stained-glass transom, and shaped bracket above. Three-quarter width front porch wraps northeast corner; porch has gable roof, corbelled cornice, paired turned columns with shaped brackets on rough-ashlar stone piers, wood balustrade with square spindles, and stone entry stoop left of center. Second-floor front has 1/1 double-hung sash with arched carved spandrel above to left and hopper sash to right. Gable has oversized shaped bracket at eaves to either side of central leaded-glass double-hung sash flanked by small leaded-glass casement sash, spanned by eyebrow hood. Left (south) façade has asymmetrical arrangement of double-hung sash, flared belt overhang, cutaway corners and patterned brick chimney at projected cross-gable, and shallow window oriel at second floor near front. Right (north) façade has asymmetrical arrangement of double-hung sash, two-story round turret adjacent to front porch with conical roof and banks of leaded glass casement sash at both floors, flared second-floor overhang, cross-gable, and side entry door. Random ashlar stone foundation, wood clapboard siding, and asphalt shingle roofing. House retains a high degree of exterior integrity.

### **5 Burke Terrace, 1900-1910**

### **Contributing**

Large two-story frame carriage house, now used as residence, with side-gable roof. Primary (east) façade has bank of three pairs of wood and glass paneled hinged carriage doors at left pedestrian door with modern paneled overhead garage door to right. Second-floor front has asymmetrical arrangement of 6/1 double-hung sash and a pair of hayloft doors. Two hip-roofed dormers with 8-light hopper sash at attic and hip-roofed ventilation cupola at roof ridge to right. Left (south) façade has symmetrical arrangement of double-hung sash, brick chimney visible above roof line and center fanlight sash at attic. Right (north) façade has symmetrical arrangement of double-hung and fixed sash, brick chimney visible above roof line, and center fanlight sash at attic. Stone foundation, vinyl clapboard siding, and concrete tile roof. Building retains overall form, and composition, and is a rare surviving example of a large carriage house.

### **7 Burke Terrace, 1888-1890**

### **Contributing**

Two-story frame house with hipped roof. Front (east) façade is symmetrical; full-width front porch has flat roof, modern rebuilt cornice, square columns, modern balustrade, and projected center entry with modern steps. Porch shelters center door with sidelights, with 1/1 double-hung sash to either side. Second-floor front has three 1/1 double-hung sash; center sash is set in a recessed bay, with shaped corbels at eaves. Front and center open pediment dormers, each containing a Palladian window. Left (south) façade has coordinated asymmetrical arrangement of double-hung sash, large rear addition, two-story flat roof window bay with fire escape. Right (north) facade has coordinated asymmetrical arrangement of double-hung sash, large rear

Maplewood Historic District Boundary Increase  
Name of Property

Monroe County, NY  
County and State

addition, two-story flat roof window bay, and fire escape. Concrete foundation, asbestos and vinyl siding, and asphalt shingle roofing.

Contributing two-bay frame garage with gable roof, modern overhead doors, brick veneer walls with stucco at gable, arched bank of double-hung sash on left (east) façade, and asphalt shingle roofing.

**9 Burke Terrace, ca. 1950**

**Noncontributing**

One-and-one-half story frame house with gable roof. Primary (east) façade has projected gable roof porch to right over entry door, with one single double-hung window to the right of the door and another to the left of the porch. Side façades have asymmetrical arrangement of double-hung and fixed sash. A gable-roofed breezeway connects rear of house to single-bay frame garage with gable roof. Concrete block foundation, vinyl siding, and asphalt shingle roofing. Building is noncontributing due to age and inconsistency with architectural character of the district.

**4-6 Burke Terrace, 1900-1910**

**Contributing**

Two-story frame double residence (side/side) with cross-gable-on-hip roof. Primary (west) façade is symmetrical; first floor has half-width center front porch with arched openings between paired square columns, wood balustrade with slat spindles, brick side entry stoops, and shed roof supported by large arched brackets. Porch shelters two entry doors with sidelights. One 1/1 double-hung window to either side of porch. Second-floor front has center cutaway bay with two pairs of double-hung sash, large brackets at each corner; bay is topped by closed gable containing flat-top Palladian window. One 1/1 double-hung sash to either side of center bay. Left (north) and right (south) façades are nearly identical with asymmetrical arrangement of double-hung and fixed sash, flared second-floor overhang, first floor window bay with catslide roof (left) or flat roof (right), and cross gable. Brick foundation on concrete water table, vinyl siding, and asphalt shingle roofing.

**Dewey Avenue**

**1136 Dewey Avenue, 1910-1918**

**Contributing**

Two-story frame house on raised lot; American Foursquare massing and flared hip roof. Nearly full-width front porch with hip roof, square columns, modern enclosure, faux stone foundation, and modern concrete entry steps right of center. Second-floor front has projected window bay to left containing three 1/1 double-hung sash, 1/1 double-hung sash to right. Flared hip-roofed dormer with modern sliding sash. Left (north) façade has asymmetrical arrangement of double-hung sash, hip-roofed flat window bay at first floor, and flared hip roof dormer. Right (south) facade has asymmetrical arrangement of double-hung sash, side entry door, and flared hip-roofed dormer. Rough ashlar concrete block foundation, vinyl siding, and asphalt shingle roofing.

Contributing two-bay frame garage with hip roof, vinyl siding, modern overhead door, and asphalt shingle roofing.

**1140 Dewey Avenue, 1910-1918**

**Contributing**

Two-story frame house on raised lot with American Foursquare massing and flared hip roof. Front (north) façade has slightly off-center entrance with broken pediment hood on Ionic composite columns. Left (east) of door is two-story window bay containing three double-hung replacement sash at each floor with 4/1, 6/1, or 8/1 configurations. Center flared hip-roofed dormer contains bank of three 4/1 double-hung sash. Left (east) façade has asymmetrical arrangement of double-hung and fixed sash, projected hip-roofed bay with sleeping porch at second floor, and rear entry door. Right (west) façade facing Dewey Avenue is symmetrical: nearly full-width side porch with square columns and modern balustrade shelters double-hung sash to either side of French doors. 8/1 double-hung sash to either side of small 4-light fixed sash at second floor. Center flared hip-roofed dormer contains bank of three 4/1 double-hung sash. Brick foundation on concrete water table, ribbon-coursed wood shingle siding, and asphalt shingle roofing.

Maplewood Historic District Boundary Increase  
Name of Property

Monroe County, NY  
County and State

Contributing single-bay frame garage with hipped roof, ribbon-coursed wood shingle siding, period wood and glass overhead door, and asphalt shingle roofing.

**1156 Dewey Avenue, 1910-1918**

**Contributing**

Two-story frame multi-family residence with side-gabled roof. Front (south) façade has three entry porches, each with a shed roof, paired square columns with arched spandrels, solid paneled wood balustrade, entry door, and modern side entry stairs. Continuous belt frieze wraps building at level of first-floor lintels. Two-story window bay to the left (west) of the three matching porches. Irregularly spaced 1/1 double-hung windows at second floor. Large gable-roofed dormer with flared barge board and pair of 1/1 double-hung sash to left, and shed roof dormer with pair of 1/1 double-hung sash near center. Left (west) façade facing Dewey Avenue has entry porch to left matching south porches. Door on west side has decorative leaded glass fixed sash to either side. Windows generally 1/1 double-hung replacement sash. Painted brick foundation, aluminum siding, and asphalt shingle roofing.

**1158-1160 Dewey Avenue, 1910-1918**

**Contributing**

Two-story frame double-residence (side/side) with cross-gable roof. First-floor front has hip-roofed wraparound entry porch at left with paneled square columns and modern wood balustrade. Porch shelters modern entry steps, recessed entry door and 1/1 double-hung sash. Smaller entry porch recessed into corner of cross-gable bay has hipped roof, paneled square columns, modern wood balustrade, and modern entry steps. Second-floor front has 8/1 double-hung sash to left, 1/1 double-hung sash to right, ox-eye sash at far right and far left on side of cross-gable bays. Pair of decorative double-hung sash centered in gable at attic. Left (north) and right (south) façades have asymmetrical arrangement of double-hung sash, cross gable, side entry door, and rear porch. Brick foundation on concrete water table, aluminum siding on first floor with asbestos shingle siding above, and asphalt shingle roofing.

Contributing two-bay frame garage with gable roof, modern overhead doors, asbestos siding, and asphalt shingle roofing.

**1168 Dewey Avenue, ca. 1950**

**Noncontributing**

Tall one-story masonry commercial building with low-slope roof and parapet. Primary (west) façade has running bond Roman brick cladding with stacked bonding at party walls to either side of recessed storefront. Storefront has modern glass and spandrel panels on low brick bulkhead, modern metal and glass doors. The brick return wall at right uses stacked header coursing and curves back to storefront. Left (north) façade is concrete block, nearly abuts party wall of adjacent building, and is not visible. Right (south) façade has brick cladding returning from front facade approximately eight feet with concrete block used for remaining length of wall. Building is not contributing due to age, but is a good example of transitional streamline modern commercial design.

**1172-1176 Dewey Avenue, 1910-1918**

**Contributing**

Two-story, two-bay masonry mixed-use building with commercial space on first floor and apartments on second floor. Front (west) façade is symmetrical and is primarily clad in buff colored glazed brick; first floor has two flat modern aluminum and glass panel storefronts, with center door leading to upstairs apartments. Second-floor front has oriel bay to either side two 1/1 double-hung sash with stone sills at center. Façade spanned by full-width frieze band at oriel bay sill height, full-width projected simple cornice on decorative brackets at oriel bay head height, and decorative parapet with recessed panel at center. Left (north) façade facing small alley has asymmetrical arrangement of double-hung sash, fire escape, and common brick. Right (south) facade has asymmetrical arrangement of double-hung sash and common brick.

**1180-1182 Dewey Avenue, 1910-1918**

**Contributing**

Two-story, two-bay masonry mixed-use building with commercial space on first floor and apartments on second floor. Front (west) façade is symmetrical and is primarily clad in light brown color glazed brick above storefront. First floor has boxed frame around modern fixed glass storefronts with vertical siding at bulkhead

Maplewood Historic District Boundary Increase  
Name of Property

Monroe County, NY  
County and State

and transom, central recessed entry bay with bank of three doors behind iron columns with fluted bases. Second floor has oriel bay to either side of two smaller 1/1 double-hung sash with stone sills. Façade spanned by shallow cornice beneath oriel, and projected cornice at parapet with two courses of brick dentils beneath. Left (north) façade has infilled storefront return, asymmetrical arrangement of double-hung sash and is faced in common brick. Right (south) façade facing small alley has infilled storefront return, asymmetrical arrangement of double-hung sash and is faced in common brick.

**1184 Dewey Avenue, 1910-1918**

**Contributing**

Two-story frame house with side-gable-on-hip roof. Front (north) façade facing Albemarle Street has coordinated asymmetrical layout: partial-width flat porch roof on slender square posts (no deck; porch floor is concrete at grade) shelters entrance and paired sliding sash. Right of entrance is a multi-light picture window, and 1/1 double-hung sash. Second-floor front has single and paired 1/1 windows. Central shed-roofed dormer. Left (east) façade is symmetrical with nearly full-width side porch with hip roof, square columns, and jalousie screen enclosure, and double-hung sash. Right (west) façade facing Dewey Avenue has symmetrical arrangement of double-hung sash. Painted rough ashlar concrete block foundation, wood shingle siding, and asphalt shingle roofing.

Contributing single-bay frame garage with gable-on-hip roof, wood shingle siding, modern overhead door projected beneath hip, pedestrian door at side, and asphalt shingle roofing.

**1210-1212 Dewey Avenue, 1910-1918**

**Contributing**

Two-story multi-family residence with hipped roof. Front façade is symmetrical; first floor has recessed entry with modern steps beset by front porches with modern double-hung sash enclosure; second floor has three banks of modern double-hung sash enclosing two porches for upstairs apartments. Center shed-roofed dormer contains bank of four 4/1 double-hung sash. Left (north) and right (south) façades are nearly identical with coordinated asymmetrical arrangement of double-hung sash, side entry door with shed roof dormer above, and two-story window bay. Brick foundation, asbestos shingle siding, and asphalt shingle roofing.

Four-bay frame garage with rear shed roof. Garage is not easily visible from street and does not appear to have doors at bay openings; presumed noncontributing.

**Lake Avenue**

**1386 Lake Avenue, c. 1910**

**Contributing**

Two-story frame house with hipped roof and decorative rafter tails. Primary (west) façade is symmetrical: full-width front porch with shallow hip roof, decorative rafter tails, pointed arch corbelled opening between square columns, and solid balustrade. Porch shelters pair of double-hung sash to either side of central front door. Second-floor front has small oriel bay at center with decorative double-hung sash to either side. Flared gable-roofed dormer with decorative barge board on brackets, decorative rafter tails, and pair of decorative double-hung sash. Left (north) side has asymmetrical arrangement of double-hung sash, continuous belt frieze, two story recessed porch at rear with pointed arch opening and decorative balustrade, two-story window bay with elaborate stained glass sash, flared gable-roofed dormer, and chimney visible above roof near dormer. Right (south) façade has asymmetrical arrangement of double-hung sash, continuous belt-frieze, flat-roofed first-floor bay window at rear, and center flared gable-roofed dormer. Brick foundation, smooth stucco clad walls with periodic decorative embellishments, and asphalt shingle roofing. House retains a high degree of integrity with notable millwork details.

Contributing two-bay frame garage with steeply pitched hip roof, stucco walls, paneled overhead doors with decorative scalloping at jambs, and asphalt shingle roofing.

**Magee Avenue**

Maplewood Historic District Boundary Increase  
Name of Property

Monroe County, NY  
County and State

**29 Magee Avenue, 1910-18**

**Contributing**

Two-story frame hip-roofed house on raised lot. Primary façade is asymmetrical: projected hip-roofed, partially enclosed entry porch at right; hip-roofed window bay near center contains four 6/1 double-hung sash; pair of two 6/6 double-hung sash at left. Second-floor front paired and triple 6/1 replacement sash, plus a 6-light sash above entry porch. Shed-roofed attic dormer contains bank of three 6-light hopper sash. Left (east) façade has asymmetrical arrangement of double-hung sash. Right (west) façade has coordinated asymmetrical arrangement of double-hung sash. Concrete block foundation, aluminum siding, and asphalt shingle roofing.

Contributing two-and-one-half bay garage with shed roof off of shaped parapet, vinyl siding, modern overhead doors, and asphalt shingle roofing.

**37 Magee Avenue, 1910-18**

**Contributing**

Two-story frame house on raised lot with hipped roof. Primary façade is symmetrical: recessed center entrance sheltered by Doric portico, with triple window to either side. Second-floor front has center triple window (1/1 double-hung sash flanked by leaded-glass casements) with single 6/1 double-hung sash on either side. All front windows have decorative shutters. Left (east) façade has symmetrical arrangement of double-hung sash to either side of brick chimney and open porch at rear. Right (west) façade has asymmetrical arrangement of double-hung sash. Brick foundation, ribbon-coursed wood shingle siding (two full-height courses to every shorter narrow course, creating pinstripe pattern), and asphalt shingle roofing. House has a high degree of integrity.

Contributing two-and-one-half bay garage with hipped roof, pedestrian door, two single-bay overhead doors, wood shingle siding, and asphalt shingle roofing.

**38-40 Magee Avenue, 1910-18**

**Contributing**

Two-story frame double residence with flared hipped roof. Half-width private front porch with hipped roof, tapered square columns, and modern railing at left. Door with 6/1 double-hung sash to either side beneath porch roof. Window bay right of porch contains 8/1 double-hung sash at center, 6/1 to either side. Hip-roofed enclosed entry porch projected off right (east) façade has tapered square columns. Second-floor front has window bay aligned over front porch with 8/1 double-hung sash at center, 6/1 to either side; paired 6/1 windows to right. Hip-roofed attic dormer contains bank of four 8-light casement sash. Left (west) façade has asymmetrical arrangement of double-hung sash, recessed side-entry, and hip-roofed dormer. Right (east) façade has asymmetrical arrangement of double-hung sash, entry porch at front, and hip-roofed dormer. Most windows are 8/1 or 6/1 double-hung wood sash. Brick foundation on concrete water table, vinyl siding, and asphalt shingle roofing.

Contributing two-bay frame garage with side-gable roof, overhead doors, clapboard siding, and asphalt shingle roofing.

**44 Magee Avenue, 1910-18**

**Contributing**

Two-story frame house with hipped roof. Front façade is symmetrical: centered two-thirds width private front porch with flat roof, three Ionic columns at each corner, oversized balustrade with slat spindles. Porch shelters French doors with leaded glass sidelights. One 1/1 double-hung window to either side of porch. Second-floor front has 9/1 decorative double-hung sash to either side of center pair of small 1/1 double-hung sash. Pedimented attic dormer contains pair of diamond-paned double-hung sash. Left (west) façade has coordinated asymmetrical arrangement of double-hung and fixed sash, rear entry door beneath projected stair landing bay with pedimented dormer above, and brick chimney visible above roof. Right (east) façade has symmetrical arrangement of double-hung sash and Chicago-style windows, center entry porch with hipped roof, modern decorative metal columns, brick balustrade, and entry door beneath, and center pedimented dormer. Brick foundation on concrete water table, ribbon-coursed wood shingle siding, and asphalt shingle roofing. House retains a high degree of integrity.



Maplewood Historic District Boundary Increase  
Name of Property

Monroe County, NY  
County and State

Contributing two-bay garage with hipped roof, several double-hung sash, clapboard siding, and asphalt shingle roofing.

**45 Magee Avenue, 1910-18**

**Contributing**

Two-story frame house with cross-gabled roof, situated on raised lot. Half-width front porch at right with flat roof, Ionic columns, and wood balustrade with turned spindles shelters pair of entry doors. First-floor window bay to the left contains three 1/1 double-hung sash. Second-floor front is symmetrical arrangement of 1/1 double-hung sash with decorative paneled shutters to either side of small 4/4 double-hung sash and window box. Palladian attic window in gable. Left (east) side has asymmetrical arrangement of double-hung sash with projected flat window bay at first floor, continuous belt frieze, cross gable with hipped return roof, and second floor window bay atop projected enclosed porch at rear. Right (west) façade has asymmetrical arrangement of double-hung sash, continuous belt frieze, side entry door, and cross-gable with hipped return roof. Brick foundation, asbestos shingle siding, and asphalt shingle roofing.

**50-52 Magee Avenue, 1910-18**

**Contributing**

Two-story frame double residence (upper/lower) with jerkinhead gable on hip roof. First-floor front has entry door with arched transom and hood at left, two-story window bay containing four 1/1 double-hung sash at each floor near center, and recessed corner entry porch with square column on atop solid balustrade at right. Second-floor front has pair of wood 12-light casement sash at left and modern sliding sash at right. Pair of 6/1 double-hung sash centered in gable. Left (west) façade has asymmetrical arrangement of double-hung sash, side entry door, and jerkinhead roofed dormer. Right (east) facade has asymmetrical arrangement of double-hung sash. Most windows are replacement units. Brick foundation on concrete water table, asbestos shingle siding, and asphalt shingle roofing.

Contributing two-bay frame garage with jerkinhead roof, single bay shed roof addition, asbestos shingle siding, and asphalt shingle roofing.

**53 Magee Avenue, 1910-18**

**Contributing**

Two-story frame house on raised lot with side gambrel roof. Central front entrance is sheltered by a shed-roofed overhang on integral trellis. Bay window on corbels left of entrance, 8/8 window to right. Side porch on east side has hipped roof, paired square Tuscan columns, pilasters, and wood balustrade with square spindles. Second-floor front is symmetrical: two pop-up shed roof dormers with shaped brackets and 6/6 double-hung sash. Left (east) façade has asymmetrical arrangement of double-hung sash and semi-lunette attic sash with first floor window bay to rear of side porch. Right (west) façade has symmetrical arrangement of double-hung sash and semi-lunette attic sash, side entry door and rear sleeping porch. Windows generally 6/6 and 8/8 double-hung replacement sash. Parged foundation with wood shingle siding, and asphalt shingle roofing.

Contributing one-bay frame garage with gable roof, clapboard siding and asphalt shingle roofing.

**57 Magee Avenue, 1910-18**

**Contributing**

Two-story frame Colonial Revival-style house on raised lot with side gable roof. Center half-width front porch with flat roof, Tuscan columns, wood balustrade with alternating square and slat spindles, and projected pediment over modern entry steps. One 1/1 double-hung sash to either side of front porch. Second-floor front has decorative ox-eye window at center, one 1/1 double-hung sash with louvered shutters to either side. Corbelled cornice; two gabled attic dormers. Left (east) façade has symmetrical arrangement of basement sash, double-hung sash, and arched gable window with corbelled gable cornice. Right (west) façade has asymmetrical arrangement of double-hung sash with corbelled gable cornice and first floor gable-on-hip-roofed addition at rear. Brick foundation on concrete water table, clapboard siding, and asphalt shingle roofing.

Maplewood Historic District Boundary Increase  
Name of Property

Monroe County, NY  
County and State

Contributing two-bay frame garage with hipped roof, overhead doors, clapboard siding, and asphalt shingle roofing.

**58 Magee Avenue, 1900-1910**

**Contributing**

Two-story frame house with side-gabled roof. Central front entry porch has gable roof, projected heavy bargeboard, tapered square columns with corbels, wood balustrade with cutout slat spindles, and modern entry steps. Front door is flanked by diminutive 6-light casement windows. One 1/1 double-hung sash to either side of front porch. Second-floor front has paired 4/1 double-hung sash at center with single 6/1 double-hung sash to either side. Two gable-roofed dormers, each with projected heavy bargeboard and 6-light hopper sash. Left (west) façade has asymmetrical arrangement of double-hung sash, projected heavy bargeboard at gable, flat two-sash window bay with catslide roof, and rear sleeping porch. Right (east) façade has symmetrical arrangement of double-hung sash, projected heavy bargeboard at gable, flat three-sash window bay with catslide roof, and rear corner porch. Brick foundation, wood shingle siding, and asphalt shingle roofing.

**64 Magee Avenue, 1910-18**

**Contributing**

Two-story frame house with side-gabled roof. First-floor front has entry door with sidelights and broad modern entry stoop to left, flat window bay with three 4/1 double-hung sash to right. First-floor front is spanned by flared overhang on shaped brackets. Second-floor front is symmetrical with 6/1 double-hung sash to either side of small decorative casement sash; flared wall ends support roof eave above. Left (west) façade has asymmetrical arrangement of double-hung sash, projected stair landing bay with catslide roof over side entry door, and two-story enclosed sleeping porches at rear. Right (east) façade has asymmetrical arrangement of double-hung sash, projected hip-roofed sunroom with arched banks of double-hung sash on three sides, and brick chimney. Brick foundation on concrete water table with wood shingle siding and asphalt shingle roofing.

Contributing two-bay frame garage with gable roof, clapboard siding, and asphalt shingle roofing.

**65 Magee Avenue, 1910-18**

**Contributing**

Two-story frame house with low side-gabled roof, situated on a raised lot. Two-thirds width wraparound front porch to left has a gable-on-hip roof, arched openings between piers atop solid balustrade, and recessed entry steps at rear corner of wraparound. First-floor window bay to right of porch contains five 4/1 double-hung sash beneath shed roof. Second-floor front consists of a symmetrical gabled wall dormer containing center bank of 1/1 double-hung replacement sash; circular attic window above. Left (east) façade has asymmetrical arrangement of double-hung sash, wrap-around porch and entry door to front, and two-story shed-roof bay with Chicago-style window above side entry door. Right (west) façade has asymmetrical arrangement of double-hung sash with chimney. Stucco foundation and walls on concrete water table with wood shingles at porch gable and vinyl soffit cladding, and asphalt shingle roof.

Contributing two-bay frame garage with hipped roof, modern overhead door, and asphalt shingle roofing.

**70-72 Magee Avenue, 1910-18**

**Contributing**

Two-story frame double residence (upper/lower) with gable-on-hip roof. Two entry porches, one at front left (southwest) corner and one projecting from east side; each has hipped roof, arched lintels, paired square columns on solid shingle-sided balustrade, and brick entry steps. Two-story window bay centered at front contains four 4/1 double-hung sash at each floor. Arched pair of 6/1 double-hung sash centered in front gable. Left (west) façade has coordinated asymmetrical arrangement of double-hung and fixed sash and hipped roof attic dormer. Right (east) façade has coordinated asymmetrical arrangement of double-hung sash, two-story window bay with hip-roofed attic dormer above, entry porch to front, and rear entry door. Brick foundation on concrete water table, wood shingle siding, and asphalt shingle roofing. House retains a high degree of integrity.

Maplewood Historic District Boundary Increase  
Name of Property

Monroe County, NY  
County and State

Contributing two-bay frame garage with hipped roof, wood clapboard siding, period paneled overhead doors, and asphalt shingle roofing.

**71 Magee Avenue, 1918-26**

**Contributing**

Two-story frame house on raised lot with gable roof. Half-width enclosed front porch has flat roof and banks of three jalousie windows at each side. Entry door at far right with arched hood. Second-floor front has bank of three 4/4 double-hung sash centered over enclosed porch at left; 6-light casement sash with window box centered over entry door. Circular decorative sash at attic level. Left (east) façade has asymmetrical arrangement of unknown sash and stucco clad chimney. Right (west) façade has asymmetrical arrangement of double-hung sash and side entry door with hip-roofed hood. Stucco foundation and walls on concrete water table; asphalt shingle roofing.

Contributing two-bay frame garage with gable roof, stucco cladding, overhead doors, and asphalt shingle roofing.

**75-77 Magee Avenue, 1910-18**

**Contributing**

Two-story frame double-residence (upper/lower) on raised lot; flared hipped roof. Entry porch at right with hipped roof, modern metal columns, and modern stone steps. Two-story window bay left of porch has four 6/1 double-hung sash at each floor. Enclosed porch at left with jalousie windows, above which is an enclosed second-floor sleeping porch with bank of three recessed storm windows per side. Left (east) façade has projected porches at front, asymmetrical arrangement of double-hung sash, fire escape, and hipped roof dormer. Right (west) façade has coordinated asymmetrical arrangement of double-hung sash, hip-roofed dormer, and one-story addition at rear. Most windows are 6/1 double-hung sash. Brick foundation, aluminum siding, and asphalt shingle roofing.

Contributing two-bay concrete block garage with gable roof, large paneled overhead door, clapboard siding in gable, and asphalt shingle roofing.

**76 Magee Avenue, 1910-18**

**Contributing**

Two-story frame house with hipped roof. Half-width front porch at right has hipped roof, square paneled columns, wood balustrade with slat spindles, and brick entry stoop. Porch shelters front door to left, leaded-glass cottage-style double-hung sash to right. Diamond-paned double-hung replacement sash centered above porch. Two-story window bay at left contains three leaded-glass cottage-style double-hung sash at first floor and three diamond-paned double-hung replacement sash at second floor/ Center hip-roofed dormer contains bank of three diamond-paned double-hung sash. Left (west) façade has asymmetrical arrangement of double-hung sash, two-story window bay, brick chimney, and hip-roofed dormer. Right (east) façade has asymmetrical arrangement of double-hung sash, projected bay over side door, and hip-roofed dormer. Brick foundation on concrete water table, asbestos shingle siding, and asphalt shingle roofing.

Contributing two-bay frame garage with hipped roof and asphalt shingle roofing, not visible from street.

**84 Magee Avenue, 1910-18**

**Contributing**

Two-story frame house with flared hip roof. Just over half-width front porch at left has hipped roof and cutaway corner entry; balustrade and square posts are clad in aluminum siding. Two-story window bay at right with five double-hung sash per floor. Center hip-roofed dormer contains pair of 3/1 double-hung sash. Left (west) façade has asymmetrical arrangement of double-hung sash, side entry door, and hip-roofed dormer. Right (east) façade has asymmetrical arrangement of double-hung sash, flat first-floor window bay, brick chimney, and hip-roofed dormer. Rusticated concrete block foundation, aluminum siding, and asphalt shingle roofing.

Contributing one-and-one-half bay frame garage with uneven side gable roof not visible from road.

Maplewood Historic District Boundary Increase  
Name of Property

Monroe County, NY  
County and State

**85 Magee Avenue, 1910-18**

**Contributing**

Two-story frame house with flared hipped roof. Half-width front porch at right has gable-on-hip roof, square columns on solid brick balustrade, modern enclosure, and side entry steps to left. Two-story window bay at left with two 6/1 sash flanked by two 4/1 double-hung sash at each floor. Center gable-roof dormer contains pair of 6-light hopper sash. Left (east) façade has asymmetrical arrangement of double-hung and fixed sash with gable-roofed dormer above. Right (west) façade has asymmetrical arrangement of double-hung sash, first-floor oriel window bay, side entry door with hood and large stair landing window above, and gable roof dormer. Brick foundation on concrete water table; horizontal vinyl siding up to belt line with vertical synthetic siding above; and asphalt shingle roofing.

Modern frame gambrel-roofed shed behind house; too small to count.

**88 Magee Avenue, 1918-26**

**Contributing**

Two-story frame house with hipped roof. Full-width front porch has shallow hipped roof, paired square columns on paneled wood piers, remnants of original railing with slat spindles, recessed brick entry steps at left. Porch shelters entry door at left and window bay with four 1/1 double-hung sash at right. Second-floor front is symmetrical arrangement of two pairs of 1/1 double hung sash to either side. Central shed-roofed dormer contains pair of 1/1 double-hung sash. Left (west) façade has asymmetrical arrangement of double-hung sash, side entry door, large sections of panel material applied over original siding, and shed roof attic dormer. Right (east) façade has asymmetrical arrangement of double-hung and fixed sash, sections of panel material applied over original siding, and shed-roofed attic dormer. Brick foundation, wood clapboard siding, and asphalt shingle roofing. Nearly complete sash replacement and panel application of side elevations detract from integrity, but house retains overall composition and some of its millwork details.

Contributing two-bay frame garage with jerkinhead roof, single modern overhead door, clapboard siding, and asphalt shingle roofing.

**91 Magee Avenue, 1910-18**

**Contributing**

Two-story frame house with flared hipped roof. Nearly full-width front porch has shallow hipped roof, cross gable at right above modern entry steps, square Tuscan columns, and wood balustrade with slat spindles. Porch shelters window bay with three 1/1 double-hung sash to left and entry door with sidelights to right. Second-floor front has 1/1 double-hung sash to left, decorative small casement sash at center, and window bay with three 1/1 double-hung sash to right. Center flared hip-roofed dormer contains pair of decorative paned double-hung sash. Left (east) façade has asymmetrical arrangement of double-hung sash, brick chimney with decorative iron tie-back, hip-roofed first-floor window bay, and flared hip-roofed dormer. Right (west) façade has asymmetrical arrangement of double-hung and fixed sash, projected hip roof stair landing bay on shaped brackets above side entry door, rear entry porch, and flared hip-roofed dormer. Brick foundation on concrete water table, vinyl siding, and asphalt shingle roofing.

Contributing single-bay frame garage with hipped roof not visible from street.

**92 Magee Avenue, 1910-18**

**Contributing**

Two-story frame house with cross-gable roof. Full-width front porch with wraparound to right, hipped roof, square columns on solid balustrade, modern jalousie blinds, and modern entry steps. Three-quarter width projected front gable is symmetrical with two 1/1 double-hung sash side at second-floor and centered pair of recessed modern sliding sash at attic. Left (west) façade has asymmetrical arrangement of double-hung and casement sash beneath cross gable, one-story hip-roofed bay at rear, and side entry door. Right (east) façade has asymmetrical arrangement of double-hung sash, wraparound porch at front, and flat window bay with catslide roof. Rough-ashlar concrete block foundation, asbestos shingle siding, and asphalt shingle roofing.

Maplewood Historic District Boundary Increase  
Name of Property

Monroe County, NY  
County and State

Contributing two-bay garage with rear shed roof, original glass and wood paneled hinged doors, and asphalt shingle roofing.

**96 Magee Avenue, 1910-18**

**Contributing**

Two-story frame house with hipped roof. Full-width front porch with shallow hip roof, modern square columns and balustrade, and modern entry steps at right. Porch shelters window bay with four 6/1 double-hung sash to left and recessed entry door to right. Second-floor front is symmetrical with 6/1 double-hung sash to left and 1/1 double-hung replacement sash to right. Centered hip-roofed dormer contains pair of 1/1 double-hung sash. Left (west) façade has asymmetrical arrangement of double-hung and casement sash, side entry door, and hip-roofed dormer. Right (east) façade has asymmetrical arrangement of double-hung sash, recessed entry at front, first-floor flat hip-roofed bay window at rear, and hip-roofed dormer. Rough-ashlar concrete block foundation, vinyl siding, and asphalt shingle roofing.

Contributing single-bay frame garage with gable roof, clapboard siding, and asphalt shingle roofing.

**97-99 Magee Avenue, 1918-26**

**Contributing**

Two-story frame double residence with jerkinhead gable-on-hip roof, situated on raised lot. Projected side-entry porch at northeast corner has hipped roof, pointed-arch corbelling spanning between square columns, and wood balustrade with cut-out slat spindles. First-floor front has window bay containing two 6/1 cottage-style double-hung sash and two 4/1 cottage-style double-hung sash. Enclosed front porch projects at right; porch has Chicago-style windows at front and sides consisting of 6/1 cottage-style sash at center, flanked by 4/1 cottage-style sash. Two second-floor front 8/1 double-hung sash. Centered pair of 1/1 double-hung sash at gable. Left (east) façade has asymmetrical arrangement of double-hung sash, side entry porch at front with entry steps and door to left. Right (west) façade has asymmetrical arrangement of double-hung sash, entry door and stoop, and rear entry door. Brick foundation on concrete water table, vinyl siding, and asphalt shingle roofing.

Contributing two-bay frame garage with rear shed roof, paneled period door at one bay, wood clapboard siding, and asphalt shingle roofing.

**100-106 Magee Avenue, 1910-18**

**Contributing**

Two-story frame double residence (upper/lower) with double front-gabled roof (slightly taller rear gable has jerkinhead peak and is recessed approx. 10 feet). Forward gable front is symmetrical with centered bank of four 4/1 double-hung sash at first floor, three 1/1 double hung replacement sash at second floor, and arched pair of 8-light casement sash at attic. Entry bay recessed to left of front gable has shed roof and arched decorative entry door. Two-story side porch at southeast corner has low-slope roof, square columns and wood slat spindle balustrade at first floor, square columns on solid flared hip balustrade at second floor, and porch trellis. Left (west) façade has asymmetrical arrangement of double-hung sash, brick chimney, side entry door with hood supported on decorative brackets, and shed-roofed dormer. Right (east) façade has asymmetrical arrangement of double-hung sash, two-story porch at front with entry steps and door to right, and shed-roof dormer. Brick foundation on concrete water table, asbestos shingle siding, with stucco in gable ends, and asphalt shingle roofing.

Contributing two-bay frame garage with gable roof, asbestos siding, and asphalt shingle roofing.

**107 Magee Avenue, 1910-18**

**Contributing**

Two-story frame house with side-gable roof; continuous hipped overhang above first story. First-floor front has pair of decorative 9/1 double-hung sash to left, curved window bay on oversized bracket to right. Second-floor front has centered bank of four decorative 9/1 double-hung sash. Broad shed-roofed dormer contains bank of five 9-light casement sash. Left (east) facade has symmetrical arrangement of double-hung sash, center projected entry with arched door beneath arched hood roof on oversized brackets, and hip-roofed projected addition at rear. Right (west) façade has asymmetrical arrangement of double-hung sash, brick

Maplewood Historic District Boundary Increase  
Name of Property

Monroe County, NY  
County and State

chimney, and flat window bay beneath pent roof. Brick foundation up to first floor window sills with large decorative basement sash, stucco cladding at first floor, wood shingle siding at second floor above overhang, and asphalt shingle roof. House retains a high degree of integrity with sympathetic rear addition.

Contributing two-bay frame garage with jerkinhead roof, stucco cladding in gable, wood clapboard siding, and asphalt shingle roofing.

**110 Magee Avenue, 1910-18**

**Contributing**

Two-story frame house with hipped roof. Nearly full-width gable-roofed front porch with square columns, period enclosure with semi-lunette transoms over casement sash, and left-of-center entry steps and door. Two second-floor front 1/1 double-hung windows. Center hip-roofed dormer contains pair of 1/1 double-hung sash. Left (west) façade has asymmetrical arrangement of double-hung sash, side entry door with hip-roofed hood, and center hip-roofed dormer. Right (east) façade primarily symmetrical arrangement of double-hung sash, flat hip-roofed window bay to rear, and center hip-roofed dormer. Rough-ashlar concrete block foundation, aluminum siding, and asphalt shingle roofing.

Two-bay garage with low slope roof, not visible from street; noncontributing due to age.

**111 Magee Avenue, 1910-18**

**Contributing**

Two-story frame house; side-gabled roof with exposed rafter tails at eaves. Flared pent overhang spans front between first and second floor. First-floor front beneath pent roof has curved window bay left of center containing one 6/1 cottage style double-hung sash at center, one 4/1 cottage-style double-hung window to either side. To the right of the bay window, the front door is flanked by pilasters, below flared brackets and semi-lunette transom. Second-floor front has symmetrical arrangement of three 6/1 double-hung sash with vinyl shutters. Left (east) façade has symmetrical arrangement of double-hung sash and private side porch with hipped roof, square fluted Tuscan columns, wood balustrade with square spindles, and porch trellis. Right (west) façade has nearly symmetrical arrangement of double-hung and casement sash, Palladian window at stair landing above side entry door with gable hood. Parged foundation, asbestos clapboard siding, and asphalt shingle roofing.

Contributing two-bay frame garage with side-gable roof, asbestos siding, and asphalt shingle roofing, not visible from street.

**115 Magee Avenue, 1900-1910**

**Contributing**

Two-story frame house with side-gable roof and hip-roofed return. Two-thirds width shed-roofed enclosed front porch at left with standing seam copper roofing, bank of four 8-light casement sash to left and recessed entry with side entry steps to right. Slightly projected corner window bay at right with flared hipped roof contains pair of 6/1 double-hung sash. Two 6/1 double-hung sash with vinyl shutters at second floor. Tall center hip-roofed front dormer contains bank of three 6/1 double-hung sash. Left (east) façade has asymmetrical arrangement of double-hung and fixed sash, hip-roofed window bay to rear, and brick chimney above roof line. Right (west) façade has asymmetrical arrangement of double-hung sash and corner bay at front. Brick foundation on concrete water table, vinyl siding, and slate shingle roofing on main roof.

Contributing one-bay frame garage with hipped roof, asphalt shingle roofing and copper hip rolls, wood clapboard siding, and modern overhead door.

**116 Magee Avenue, 1910-18**

**Contributing**

Two-story frame house with closed-gable roof. Nearly full-width front porch with hipped roof, modern square columns and balustrade, and pediment over off-center entrance. Porch shelters entry door to left and single 6/6 double-hung sash to right. Second-floor front has 8/8 double-hung sash with vinyl shutters to left and window bay to right; bay contains 6/6 double-hung replacement sash at center with one 4/4 replacement window to either side. Pair of 4/4 double-hung sash centered in gable. Left (west) façade has asymmetrical

Maplewood Historic District Boundary Increase  
Name of Property

Monroe County, NY  
County and State

arrangement of double-hung sash, side entry door, and pedimented dormer. Right (east) façade has asymmetrical arrangement of double-hung sash, hip-roofed flat window bay to rear, and pedimented dormer. Windows are replacement units in varied configurations. Rough-ashlar concrete block foundation, vinyl clapboard siding on first floor with asbestos shingle siding above, and asphalt shingle roofing.

**117 Magee Avenue, c. 1912**

**Contributing**

Two-story frame house; hipped roof with broad eaves supported on shaped rafter tails. Primary (north) façade is symmetrical. Center entrance features an arced door in arched opening, flanked by decorative leaded-glass ox-eye windows. Cut stone stoop. Entry sheltered by copper and glass canopy supported by wall-mounted chains. To either side of entrance is a pair of decorative casements flanked by decorative single casements (similar to Chicago-style configuration). Second-floor front has two 1/1 double-hung sash at center, set of three double-hung windows to either side (each set of three contains a wider window at center of group, narrower windows to either side). Centered private side porch on east side has hip roof, brick and stone piers that pierce roof, and screened enclosure. Right (west) façade has asymmetrical arrangement of double-hung and casement sash, flat-roof first floor window bay to front, rear entry porch with elaborate decorative wood screen, second-floor sleeping porch with decorative screening at rear, and gable-roofed dormer. Cut stone foundation and first floor window sills, Flemish bond brick walls at first floor with pebble-dash stucco above, and asphalt shingle roof. This high-style house combines elements of the Prairie and Classical Revival styles, and retains exceptionally high integrity.

Contributing hip-roofed garden pavilion (1921) with pediment over center entry, stone Tuscan columns on brick and stone balustrade, and asphalt shingle roofing.

**122 Magee Avenue, 1910-18**

**Contributing**

Two-story frame house with flared hipped roof and broad eaves. Primary (south) façade has 6/1 double-hung sash with vinyl shutters to left, center entry door and brick stoop, and two-story curved window bay to right containing three 6/1 double-hung sash with vinyl shutters at each floor. Flared hip-roofed dormer contains bank of three 1/1 double-hung sash. Left (west) façade has nearly full-width enclosed porch with hipped roof, symmetrical arrangement of 1/1 double-hung sash, and hip-roofed dormer. Right (east) façade has asymmetrical arrangement of double-hung sash, flat-roofed side entry bay with second-story deck, and brick entry stoop. Windows generally 1/1 double-hung replacement sash. Brick foundation on concrete water table, aluminum siding, and asphalt shingle roofing.

Contributing single-bay concrete block garage with hipped roof, brick extension at front, modern overhead door, and asphalt shingle roofing.

**139-145 Magee Avenue, ca. 1960**

**Noncontributing**

Two-story frame house with side-gable roof and recessed one-story east wing. Front façade of main mass of house is nearly symmetrical: central entrance, with 8/1 double-hung sash with louvered shutters to either side; jettied second floor. Side wing has three 8/8 double-hung sash with louvered shutters to left of entry door. Left (east) façade has asymmetrical arrangement of double-hung sash. Concrete block foundation, wood shingle siding, and asphalt shingle roofing. House is an intact example of mid-20<sup>th</sup>-century residential design, but is noncontributing due to age.

Noncontributing three-bay frame outbuilding with side gable roof, vertical siding, faux-stone cladding beneath windows, casement windows, asphalt shingle roofing; noncontributing due to age.

**150 Magee Avenue, 1910-18**

**Contributing**

Two-story frame house with side-gabled roof. Primary (south) façade is symmetrical: center entrance sheltered by gabled portico on Tuscan columns with brick stoop. Door has sidelights and fanlight transom. Triple windows to either side of entrance (wood 6/1, flanked by 4/1 double-hung sash). Second-floor front has pair of 9-light casement sash at center, two 6/1 double-hung sash to either side, beneath denticulated cornice.

Maplewood Historic District Boundary Increase  
Name of Property

Monroe County, NY  
County and State

Left (west) façade has asymmetrical arrangement of double-hung and casement sash, shed roof side entry bay at rear, and pair of quarter-round windows in gable. Right (east) façade has symmetrical arrangement of double-hung sash, nearly full width side porch with shed roof, historic enclosure with double-hung sash, and solid balustrade, and side entry door with brick stoop and open pediment hood on brackets. Windows appear to be original double-hung sash. Brick foundation, wood clapboard siding with Ionic corner pilasters, and asphalt shingle roofing. House is a distinctive example of the style and has a high degree of integrity with historic side porch enclosure.

Contributing two-bay frame garage with gable roof, divided semi-lunette gable sash, wood clapboard siding, modern overhead door, and asphalt shingle roofing.

**155 Magee Avenue, 1910-18**

**Contributing**

Two-story frame house; jerkinhead gable roof with hipped roof return. Primary (north) façade is symmetrical. Three-quarter width private front porch has hipped roof, arched openings between paired square columns with integrated decorative trellis, wood balustrade with shaped slat spindles. Porch shelters centered pair of French doors with sidelights. Two second-floor front 6/1 double-hung sash. Gable contains arched pair of 6-light casement sash, faux timbering, and stucco cladding. Left (east) façade has asymmetrical arrangement of double-hung and fixed sash, hip-roofed flat window bay on shaped brackets, brick chimney, and hip-roofed dormer. Right (west) façade has asymmetrical arrangement of double-hung and casement sash; at center is a central bay within which is a side door sheltered by hip-roofed entry porch on square columns; arched window above entry porch. Windows generally 6/1 double-hung wood sash. Brick foundation on concrete water table, wood shingle siding, and asphalt shingle roofing. House retains a high degree of integrity including original sash and distinctive millwork details.

**157 Magee Avenue, 1910-18**

**Contributing**

Two-story frame house with flared hip roof, broad eaves and shaped rafter tails. Semi-octagonal, partial-width enclosed front porch has low-slope hipped roof, modern enclosure with casement and picture window sash, and entry door on right face with modern entry stoop. Paired square leaded-glass casement windows to left of porch. Second-floor front is symmetrical with 6-light hopper sash at center, 6/1 double-hung sash to either side. Center gable-roofed dormer contains 4/1 double-hung sash to either side of 6/1 double-hung sash. Left (east) façade has asymmetrical arrangement of double-hung and casement sash, brick chimney, and gable roof dormer. Right (west) façade has asymmetrical arrangement of double-hung and casement sash and centered pair of broad columns likely to have enframed original front door. Brick foundation, vinyl siding, and asphalt shingle roofing. Although synthetic siding, nearly complete sash replacement, porch enclosure and re-configuration of entry door location compromise integrity, house retains overall form.

Contributing two-bay frame garage with hip roof, aluminum siding, modern overhead door, and asphalt shingle roofing.

**165 Magee Avenue, 1910-18**

**Contributing**

Two-story house with brick exterior; flared hipped roof and broad eaves. The Magee Avenue (north) façade has two-thirds width private porch with hipped roof, broad brick piers, modern vinyl siding and 10-light casement sash enclosure, and solid balustrade at first floor. Left of porch is a picture sash with stained-glass transom and stone sill. Two second-floor pairs of 1/1 double-hung replacement sash with stone sills and coordinated brick belt course to either side of tapered brick chimney. Left (east) façade has mostly symmetrical composition: hip-roofed entry porch with brick piers at center with bank of three double-hung sash at stair landing above; pairs of double-hung sash to either side of this triple window. Picture window with stained-glass transom flanked by 4/1 sash at first floor to front. Right (west) façade, facing Raines Park, has central two-story window bay containing paired casements; first-floor Chicago-style windows to either side. Paired 6/1 double-hung sash to either side of bay at second floor. Shed-roofed dormer. Brick foundation and walls on concrete water table and asphalt shingle roofing. House retains overall composition, detailing, and distinctive Craftsman features.



Maplewood Historic District Boundary Increase  
Name of Property

Monroe County, NY  
County and State

Contributing one-story brick garage with low-pitched hipped roof.

### **Maplewood Avenue**

#### **436-438 Maplewood Avenue, 1910-1918**

#### **Contributing**

Two-story buff brick house with American Foursquare form and modest Craftsman detail. Full-width, enclosed front porch with low-pitched hipped roof spans façade; porch has peak over central entrance with banks of three casement windows to either side. Front second-floor windows are arranged in two groups of three, with center window in each group arched. Hipped roof has flared eaves and exposed rafter tails. Shed-roofed front and side dormers.

Contributing one-story, two-car shed-roofed period garage with swinging garage doors.

#### **442-444 Maplewood Avenue, 1910-18**

#### **Contributing**

Two-story two-family house with American Foursquare form and Tudor Revival detailing. First floor clad in brick; second floor clad in stucco with applied half-timber detail. Two brick front porches, one for each residential unit; these have pierced brick balustrades and brick posts supporting gable roofs. Two entrances, one on the north side and one on the south; each consists of a slightly projecting stoop with wood columns supporting gable entry hood. Hipped roof with hip-roofed front and side dormers.

Contributing one-story, two-car concrete block garage with hipped roof and overhead rolling garage doors.

#### **445 Maplewood Avenue, 1900-1910**

#### **Contributing**

Two-story frame house with gambrel roof, ridgeline parallel to the street. Partial-width front porch with square posts and wood rail shelters two front doors; above porch is a projecting cross-gambrel with two windows and diamond-patterned shingle pattern in peak. One bay window on front and one on south side. First floor is clad in wood clapboard and second floor in wood shingles. Flat-roofed one-story frame addition on north side atop below-grade one-car garage. 1/1 windows appear to be replacement units.

#### **448 Maplewood Avenue, 1910-18**

#### **Contributing**

Two-story frame house with front-facing gable roof. Partial-width, enclosed front porch with low-pitched front-gabled roof and banks of 1/1 double-hung windows. Picture window to left (north) of porch. Rock-faced concrete block foundation; vinyl siding; asphalt shingle roof. Palladian window in front gable.

#### **452 Maplewood Avenue, 1910-18**

#### **Contributing**

Two-story brick apartment building. Four two-story buff brick piers with red brick decorative detail divide façade into three bays, with recessed entry at first-story center and enclosed first- and second-story porches filling remaining bays. Behind the porches walls are red brick with tan brick quoins. Hipped roof with shed-roofed front and side dormers.

#### **457 Maplewood Avenue, 1900-1910 (lot also known as 451 Maplewood Ave) Contributing**

Two-story frame house with front-facing gambrel roof. Recessed entry porch at northeast corner, incorporated under main roof, has solid balustrade and square posts. Arched window at front peak. Windows generally 6/1 replacement units. Aluminum siding; asphalt single roof with shed-roofed dormers on north and south sides.

One-story frame shed at rear of property (too small to count).

#### **458 Maplewood Avenue, 1900-1910**

#### **Contributing**

Two-story frame vernacular house with cross-gable roof. Full-width enclosed front porch with low-pitched hipped roof. Paired second-story 1/1 windows in front cross-gable have a single projecting hood; decorative

Maplewood Historic District Boundary Increase  
Name of Property

Monroe County, NY  
County and State

gable detail at peak of front and side gables. Vinyl siding at balustrade of left (north) half of porch; asbestos shingle siding elsewhere. Asphalt shingle roof.

Contributing one-story frame gable-roofed two-car garage with single wide overhead rolling door and front shed dormer.

**460-466 Maplewood Avenue, 1910-18**

**Noncontributing**

Two-story apartment building; gable roof closed by pent roof return. Two enclosed two-story porches with hopper windows flank recessed center entrance. Set of four 4/1 windows in gable. Noncontributing because of extensive alterations that obscure historic character.

**461-463 Maplewood Avenue, 1918-26**

**Contributing**

Two-story frame house with cross-gable roof. Partial-width front porch, open at first floor with enclosed sleeping porch above; porch has front closed-gabled roof. First-floor porch shelters French doors. Recessed entry at southeast corner shelters two front doors; hood at this entry has gable roof hood supported by brackets. Mix of window configurations including 6/1 and 1/1 replacement sash; also a stained-glass fixed or casement window next to entrance. Shed-roofed side dormers. Vinyl siding; asphalt shingle roof.

One-story concrete gable-roofed garage with pent roof over garage opening. Window in gable.

**467-469 Maplewood Avenue, 1918-26**

**Contributing**

Two-story hip-roofed frame house with modest Craftsman detailing. Partial-width, two-story enclosed porch, with banks of 1/1 windows between triple square corner posts over solid balustrade at both levels. Enclosed projecting entry vestibule to left of porch has hipped roof with flared eaves and six-light wood front door. Hipped roof with flared eaves and hip-roofed dormers.

Noncontributing one-story frame two-car garage with low-pitched gable roof; single overhead garage door. Noncontributing due to age.

**468 Maplewood Avenue, 1900-1910**

**Contributing**

1 1/2-story vernacular house; cross-gable roof with asymmetrical roofline sloping farther down to north (left). Off-center front entrance with gabled hood. Bank of four 6/1 double-hung wood windows at first-floor front. Two second-floor front 6/1 wood windows. Aluminum siding; asphalt shingle roof.

**473-475 Maplewood Avenue, 1918-26**

**Contributing**

Two-story double house with modest Craftsman features. Jerkinhead roof with deeply overhanging eaves. Off-center front entrance vestibule has two front doors, side by side, with jerkinhead roof. Right of entrance is a two-story, projecting enclosed one-bay front porch. Slightly projecting two-story bay on west side. Windows are replacement units and include 6/1, 4/1, and 1/1 configurations, occurring singly, in pairs, and in groups of three. Vinyl siding; asphalt shingle roof.

**474-476 Maplewood Avenue, 1910-18**

**Contributing**

Two-story house with front-gabled roof; symmetrical façade spanned by full-width, hip-roofed front porch with pediment over center entrance. Porch base and rails are two-toned brick with decorative accents and X-patterned wood balustrade. Porch shelters a projecting double entry vestibule, with triple windows to either side. Two sets of triple 1/1 double-hung windows at second-floor front. Windows are generally 1/1 double-hung replacement sash, except in gable, which contains bank of four 6/1 wood windows. Hipped dormers on north and south sides. Aluminum siding; asphalt shingle roof.

Contributing one-story concrete block garage with flat roof; pent-roofed overhang over rolling overhead garage door.

Maplewood Historic District Boundary Increase  
Name of Property

Monroe County, NY  
County and State

**477-479 Maplewood Avenue, 1918-26**

**Contributing**

Two-story frame double house ; hipped roof with front hipped dormer. Off-center front door sheltered by broken-pediment hood supported by plain wood posts. Right of front door is a two-story projecting enclosed one-bay front porch with triple 6/1 double-hung windows at front and double 6/1 windows at sides (first and second floors). Windows are generally 6/1, some 4/1, and are a mix of wood sash and replacement units. Wood shingle siding, with taller reveal at first story than second.

**478-480 Maplewood Avenue, 1910-1918**

**Contributing**

Two-story frame side-by-side double house with American Foursquare form and Craftsman features. Hipped roof with hip-roofed front and side dormers. Full-width hip-roofed front porch has brick base, brick balustrade with pierced cross-shaped detail and concrete coping, and square brick posts. Wide clapboard siding at first floor; ribbon-coursed wood shingles above. First-floor front windows are not original and are wide two-light hoppers; second-floor front features two banks of narrow 4/1 double-hung wood sash. North and south sides have mirror-image configurations with a side entrance and bay window on each side.

Contributing one-story brick and concrete garage with flat roof; pent-roofed overhang over two rolling garage doors. Although not shown on 1926 plat map, this appears to be a pre-WWII garage.

**486 Maplewood Avenue, 1910-1918**

**Contributing**

Two-story frame house with boxy form similar to American Foursquare, lacking typical front porch (there may have been one that was removed). Off-center front entrance sheltered by heavy arched hood, supported by classical fluted columns (columns and hood do not appear to be original as they are not consistent with the otherwise Craftsman form and features of the house). Front door has segmentally arched transom. Front bay window to the right of the door. Diminutive second-floor front center double-hung window with 1/1 double-hung replacement windows to either side. Hipped roof has front and side gable-roofed dormers with flared walls and paired 3/1 windows. Windows are generally 1/1 replacement sash. Vinyl siding; asphalt shingle roof.

Contributing one-story frame one-car garage with hipped roof and rolling overhead garage door; although this garage does not appear on the 1926 map its form is consistent with the 1920s-30s.

**Raines Park**

**180 Raines Park, 1908; 1931; 1963**

**Contributing**

The former Nazareth Hall Academy building consists of four major components, which are physically connected but visually distinct. Starting at the northeast corner of the building and proceeding counterclockwise these are a flat-roofed modern brick gymnasium/auditorium wing (1963); the original frame school building, which resembles a large residence, at the corner of Raines Park and Alameda Street (1907-08); a brick classroom wing with a flat roof and banks of windows (1931); and a frame house oriented to Augustine Street (built between 1900 and 1910, added to the campus circa 1931).

The 1963 gymnasium/auditorium (northeast wing) has a variegated buff brick exterior; the Alameda Street side has three banks of windows framed by cast-stone surrounds, with bands of cast-stone trim extending around the building at lintel and sill level. This section of the building has a flat roof with simple cast-concrete cornice. An entry pavilion at the west side of this wing connects to earlier sections of the building.

The original frame, hip-roofed school building, which was nearly complete when the school opened at this location in January 1908, was built to resemble a residence. The left (east) half of the primary facade, facing Alameda Street, projects slightly as a 3-bay front-gabled front wing. At the front entrance is a gable-roofed entry porch with brick base and posts. Windows on this side are regularly spaced 1/1 double-hung replacement sash with transoms above first-floor windows. The Raines Park side of this portion of the building

Maplewood Historic District Boundary Increase  
Name of Property

Monroe County, NY  
County and State

is complex with a side porch, bay window, two gabled dormers, and a recessed rear wing with broad shed dormer. The building has a foundation faced in brick, asbestos shingle siding, and asphalt shingle roof.

The next section to the south is a three-story flat-roofed school wing with an L-shaped footprint, added in 1931; clad in warm buff brick with cast-stone trim, this is characterized by banks of 1/1 double-hung windows along the Raines Park side; similar windows appear singly and in pairs on the portions of the building visible from Augustine Street. The end wall closest to Augustine Street has no window or door openings and is embellished by a cast-stone cross.

East of the 1931 addition, an existing house on Augustine Street was joined to the building, also in 1931. This is a two-story frame house with center front bay window with flared pent roof, two pairs of second-floor front windows, and a Palladian window in the gable. It does not have a formal front entrance, and has a modern wood wheelchair-accessible ramp along its west side. It is similar in scale and massing to other houses in the neighborhood. A one-story gable-roofed garage is connected to the house by a covered walkway. This building has asbestos shingle siding, 1/1 double-hung replacement windows, and an asphalt shingle roof.

Historical information: Nazareth Hall Academy was established in 1884 as a private Catholic elementary school for boys. The portion of this building that sits at the corner of Raines Park and Alameda Street opened in January 1908 as the school's new home; an article about the opening noted that "In its architecture there has been a departure from the beaten path. The building has the appearance of a handsome residence rather than an educational institution." The school began accepting boarding students the next academic year after dormitories were completed in the attic. Additions in 1915, 1931, and 1963 accommodated growing enrollment and changing needs. From 1952 to 1972 the school served as a cadet school for boys with military instruction provided by ROTC and traditional academic subjects still taught by the Sisters of St. Joseph. The school began accepting female students in 1972. In 2010, the Sisters of St. Joseph sold the building to a charter school, which occupied the building for a few years; as of 2016 the building is vacant.

**185 Raines Park, 1910-18**

**Contributing**

Two-story frame house on sloped lot with side-gambrel roof. Front façade is symmetrical: center entry framed by Doric columns; pair of 3/1 double-hung sash to either side. Shaped corbels support roof eave above windows. Second-floor front is nearly full-width shed dormer with decorative rafter tails and two 3/1 double-hung. Left (south) façade has partially symmetrical arrangement of 3/1 double-hung sash and projected one-bay garage with modern overhead door; garage may have been a porch or pergola as it has Doric corner column and bracketed eaves. Side porch on north side has Doric columns and wide slat balustrade. Decorative shingle work above side porch. Brick foundation on concrete water table, board and batten first floor siding with wood shingles above, and asphalt shingle roofing.

**221 Raines Park, 1910-18**

**Contributing**

Two-story frame house on sloped lot with side-gable roof. Two-thirds width, hip-roofed front porch at right has square paneled columns on solid balustrade. Porch shelters front door at left and bank of four 4/1 double-hung sash at right. Left of porch is a first-floor window bay containing four 4/1 double-hung sash. Second-floor front is symmetrical arrangement of diminutive paired windows at center, one 8/1 double-hung sash to either side. Two hip-roofed front dormers each contain 6/1 double-hung sash. Left (south) façade has asymmetrical arrangement of double-hung and casement sash. Right (north) façade has asymmetrical arrangement of double-hung and casement sash, projected flat clerestory window bay at first floor, and side shed roof one-bay garage addition with vinyl siding and modern overhead door. Concrete block foundation, asbestos shingle siding, and asphalt shingle roofing.

**222 Raines Park, 1910-18**

**Contributing**

Two-story frame house on sloped lot with side gable on hip roof. Two-thirds width front porch at left with hipped roof, right side entry steps, and arched openings above solid balustrade. Porch shelters 8/8 double-hung sash at left and front door at right. Two-story window bay at right of porch contains pair of 4/4 double

Maplewood Historic District Boundary Increase  
Name of Property

Monroe County, NY  
County and State

sash flanking center 8/8 double hung sash at each floor. 8/8 double-hung sash to left and centered 6/6 double hung sash above porch. Center shed dormer with pair of 6/6 double-hung sash. Left (north) façade has asymmetrical arrangement of double-hung sash. Right (south) façade has asymmetrical arrangement of double-hung sash. Concrete block foundation, vinyl siding, and asphalt shingle roofing.

**228 Raines Park, ca. 1930**

**Contributing**

One-story frame one-car garage with jerkinhead roof, modern overhead door, and 6-light sash at sides. Concrete block foundation, wood shiplap siding, and asphalt shingle roofing. Associated with the house at 145 Raines Park, but on a legally separate lot with its own address.

**266 Raines Park, 1910-18**

**Contributing**

Two-story frame house on raised lot with side-gable roof. Center entry porch with hipped roof, side entry step at right, paired square columns with integral trellis, and balustrade with slat spindles. Porch shelters entry door and small 1/1 double-hung sash. Bank of three 1/1 double-hung sash to left of porch and single 1/1 double-hung sash to right of porch. Second-floor front is symmetrical with 1/1 double-hung sash to either side of central pair of smaller 1/1 double hung sash. Center broken pediment dormer contains arched 1/1 double-hung sash. Left (north) side has symmetrical arrangement of double-hung sash with center window bay at first floor. Right (south) façade has asymmetrical arrangement of double-hung sash with flat window bay at first floor. Windows are 1/1 double-hung replacement sash. Concrete block foundation, vinyl siding, and asphalt shingle roofing.

**Riverside Street**

**3 Riverside Street, 1890-1900**

**Contributing**

Two-story frame house with front-gabled roof and cross-gable side wing. Full-width enclosed front porch with pent roof and low-pitched gable over original entrance location on front; entrance now at east. side of porch. 1/1 wood window with geometric decorative muntin pattern left of porch. Front projecting nested-gable bay. Windows generally 1/1 double-hung replacement sash; front gable has paired wood windows with decorative upper sash. Aluminum siding; asphalt shingle roof.

Contributing one-story, two-bay two-car concrete block garage with low-pitched hipped roof.

**5 Riverside Street, 1910-1918**

**Contributing**

Two-story frame house with front closed-gable roof. Nearly full-width front porch with hipped roof supported by square posts; stairs are on west side of porch. Porch shelters front door at center with 6/1 wood window to either side. Second-floor front has two 6/1 wood windows flanking diminutive centered casement window. Triple double-hung wood window in gable with center window larger than the other two. Windows are original double-hung wood sash in varied configurations. Wood clapboard siding; asphalt shingle roof.

**6 Riverside Street:** vacant lot.

**7 Riverside Street, 1900-1910**

**Contributing**

Two-story frame house with late Queen Anne massing. Front-gabled roof with cross gables; west cross-gable wing projects slightly. Half-width, pent-roofed front porch has square wood posts, wood balustrade with square balusters, and arched center spandrel. Left of porch is a bay window with flared pent roof; windows in bay have leaded-glass transoms. Second-floor front is recessed behind gable at left above bay window, flush with gable at right above porch. Squared Palladian window in gable. Bay window on left side. Windows generally 1/1. Aluminum siding; asphalt shingle roof.

Contributing one-story frame garage with shiplap siding and asphalt shingle roof.

**9 Riverside Street, 1910-1918 (also known as 495 Maplewood Avenue)**

**Contributing**

Maplewood Historic District Boundary Increase  
Name of Property

Monroe County, NY  
County and State

Two-story frame house with Colonial Revival character. Primary (east) façade faces Maplewood Avenue. Side-gabled roof; central entrance sheltered by gable-roofed hood supported by square posts. Bay window to the left (south) of entrance; 8/1 window right of entrance. Three 6/1 double-hung windows at second-floor front. Enclosed hip-roofed porch on north side, facing Riverside Street. Windows a mix of 1/1, 6/1, and 8/1 double-hung sash. Vinyl siding; asphalt shingle roof.

Contributing one-story frame garage with single overhead rolling garage door.

**10 Riverside Street, 1900-1910**

**Contributing**

Two-story house with American Foursquare massing. Full-width front porch with flared base, tapered posts, and low-pitched hipped roof. Triple casement window centered at second-floor front with one 6/1 double-hung window to either side. Hipped roof with front and side gable-roofed dormers; Palladian window in front dormer, arched windows in side dormers. Windows are a mix of 6/1 and 1/1 double-hung sash. Concrete foundation; asbestos shingle siding; asphalt shingle roof.

Contributing one-story frame hip-roofed one-car garage with overhead rolling garage door.

**12 Riverside Street, 1900-1910**

**Contributing**

Two-story frame house with boxy massing and gable-on-hip roof. Partial-width, enclosed front porch with flat roof, square columns, and paired casement windows. Front bay window to the right of enclosed porch. Second-floor front has oriel on brackets at left, diminutive 4-light casement at center, single 1/1 window at right. Bay window and oriel both have decorative front window with central diamond pane. Windows otherwise 1/1 and 4/1 double-hung, except for sliding/casement windows at front porch. Hip-roofed side dormers. Aluminum siding; asphalt shingle roof.

Contributing one-story frame gable-roofed two-car garage with two overhead rolling garage doors.

**14 Riverside Street, 1900-1910**

**Contributing**

Two-story frame house with cross-gable roof and rectangular footprint. Partial-width, hip-roofed front porch with pediment over entrance shelters front door with sidelight. Front bay window left of porch contains 1/1 replacement sash. Palladian window in front gable end. Windows generally 1/1 replacement sash, except in gable end where all 3 parts of Palladian window are wood with decorative upper sash.

Contributing one-story frame one-car garage with one overhead rolling garage door; steeply pitched gable roof.

**15 Riverside Street, 1910-1918 (also known as 496 Maplewood Avenue)**

**Contributing**

Two-story frame double residence, with each unit known by a different address (15 Riverside Street and 496 Maplewood Avenue). Gabled roof, ridgeline parallel to Maplewood Avenue, with two slightly projecting cross-gables on Maplewood Avenue side. Each unit has a front porch, one facing Riverside Avenue and one facing Maplewood Avenue. Each porch has square posts, slat spindles, and hipped roof. Windows are 1/1 double-hung replacement sash and occur singly and in configurations of two and three. Vinyl siding; asphalt shingle roof. Alterations to siding and fenestration diminish integrity and appear to have resulted in loss of detail; retains porches and overall massing.

**16 Riverside Street, 1900-1910**

**Contributing**

Two-story frame house with cross-gable roof and rectangular footprint. Partial-width, gable-roofed front porch with solid sided balustrade and square sided posts. Second-floor front has oriel window at left, oval window at center, single 6/1 double-hung replacement window at right. Two 6/1 windows in gable. Aluminum siding; asphalt shingle roof.

Contributing one-story frame hip-roofed two-car garage with one overhead garage door.

Maplewood Historic District Boundary Increase  
Name of Property

Monroe County, NY  
County and State

**17 Riverside Street, 1900-1910**

**Contributing**

One and one-half story bungalow, plus attic space above; steeply pitched, side-gabled roof. Full-width front porch sheltered by main roof has square columns and decorative slat spindles. Broad gable-roofed dormer with flared walls, decorative slat balusters, and window enclosure of what appears to have been an open balcony. Bay windows on east and west sides. Wood siding (clapboard first story with shingles above); asphalt shingle roof.

**19 Riverside Street, 1900-1910**

**Contributing**

Two-story frame house with American Foursquare form. Partial-width front porch with hipped roof, square posts, and X-patterned balustrade. Front bay window on brackets to the right of porch contains narrow replacement sash. Front dormer contains triple casement window with X-pattern muntins matching pattern of porch rail. Bay windows on east and west sides. Windows generally 6/1 double-hung replacement sash. Hipped roof with hip-roofed dormers on front and east sides. Concrete foundation; wood clapboard siding.

Contributing one-story frame garage with hipped roof and swinging garage doors.

**20 Riverside Street, 1900-1910 with later alterations**

**Noncontributing**

Two-story house with boxy massing and low-pitched hipped roof. Hip-roofed front porch with broad square brick posts spans most of façade; porch has decorative metal balustrade. First floor clad in buff brick; vinyl siding above. Windows are 6/1 vinyl replacement sash. Sanborn maps show that footprint and materials changed between 1910 and 1918, indicating dramatic remodeling or reconstruction. Since then alterations have obscured historic character, and house is now noncontributing due to extensive alterations.

One-story frame gable-roofed two-car garage with single wide overhead rolling door. Noncontributing due to age.

**21-23 Riverside Street, 1900-1910**

**Contributing**

Two-story frame house; front-gabled roof with side gabled dormers. Two entry porches, one at northeast corner projecting forward with front-gabled roof, and the other at northwest corner projecting to the side (west); a pent roof spanning the front connects the two porches. Both porches have square posts and square wood balusters. Front bay window beneath pent roof has 6/1 center window with one 4/1 window to either side. Second-floor front has paired wood 6/1 windows above single window box, with one 6/1 window to either side. Pent-roofed bay window in attic contains triple 6/1 double-hung wood sash. Windows generally 6/1 double-hung sash. Clapboard siding; asphalt shingle roof.

Contributing frame two-car garage with two overhead rolling garage doors and double oriel window in gable.

**22 Riverside Street, 1918-26**

**Contributing**

Two-story frame Colonial Revival-style house with side-gabled roof. Partial-width front porch with modified roof supported by square posts with solid, vinyl siding-clad balustrade. Bay window right of porch. Two pairs of 1/1 second-floor windows. Center front gable-roofed dormer contains pair of 1/1 windows. Windows generally 1/1 double-hung replacement sash, occurring singly and in pairs. Vinyl siding; asphalt shingle roof.

Contributing one-story frame two-car garage with single overhead rolling garage door and low-pitched gable roof.

**24 Riverside Street, 1890-1900**

**Contributing**

Two-story frame house with Queen Anne massing, cross-gable roof, and complex footprint. Partial width, two-story front porch; first story is open with round columns, wood balustrade with narrow spindles, and brackets at eaves. Above this the second-story porch is enclosed with banks of double-hung windows on all sides. Polygonal projecting one-story bay at southeast corner; projecting cross gables at east and west sides.

Maplewood Historic District Boundary Increase  
Name of Property

Monroe County, NY  
County and State

Windows generally 1/1 double-hung sash and appear to be replacement units. Asbestos shingle siding; asphalt shingle roof.

Two contributing one-story frame garages, each with single overhead rolling garage door and gable roof. .

**25 Riverside Street, 1910-18**

**Contributing**

Two-story frame house with American Foursquare massing. Full-width enclosed front porch with steeply pitched hipped roof; porch has solid panels in place of railing with banks of paired 4/1 windows above. Second-floor front center 4-light window with one 6/1 double-hung window to either side. Side entrance and side bay window on west side, both with hipped roofs. Hipped roof with flared eaves; hipped front and side dormers. Clapboard siding; asphalt shingle roof.

Contributing brick two-car garage with single overhead rolling garage door and flat roof.

**26 Riverside Street, 1910-18**

**Noncontributing**

Two-story vernacular house; front-gabled roof with returns. First-floor front clad in brick with single central Chicago-style picture window. Side entrance on west side into added enclosed stair hall; side entrance on east side sheltered by gable-roofed hood with metal supports. 6/1 double-hung windows, some replacement sash. Aluminum siding; asphalt shingle roof. Noncontributing due to extensive alterations that obscure historic character.

One-story frame garage with gable-on-hip roof; noncontributing in the absence of a contributing primary building.

**27 Riverside Street, 1900-1910**

**Contributing**

Two-story frame house with late Queen Anne massing. Side-gabled roof with two front cross-gables. Full-width front porch with low-pitched hipped roof; low-pitched pediment over off-center entrance. Porch supported by simple round columns. Front projecting bay to left over porch; bay window above porch to right. East side has simple side door with projecting hip-roofed bay above it. Windows generally 1/1 double-hung replacement sash. Vinyl siding; asphalt shingle roof.

**28 Riverside Street, 1890-1900**

**Contributing**

Two-story frame house with Queen Anne massing; hipped roof with projecting cross-gable side wing to east. Gable-roofed entry porch set into L at southeast corner; porch has round columns and square balusters. Front bay window to left and picture window to right; façade appears to be missing a front porch. Front gabled dormer. Windows generally 1/1 replacement sash. Vinyl siding; asphalt shingle roof.

Contributing large two-story carriage house/barn with steeply pitched hipped roof. Two overhead rolling garage doors; variety of other openings including double-hung and fixed windows, and a hay door in a gable-roofed wall dormer. Barn has wood shiplap siding and asphalt shingle roof.

**30-32 Riverside Street, 1918-1926**

**Contributing**

Two-story frame house with jerkinhead roof and cross-gable side wing. Off-center front entrance with two front doors beneath arched hood. Right of entrance is a bank of four 6/1 windows; similar windows at second-floor front. Side wing has 6/1 windows in banks of three on the front (first and second floor) and four on the side. Vinyl siding; asphalt shingle roof.

Contributing one-story frame two-car garage with two overhead rolling garage doors and gable roof.

**34 Riverside Street, 1900-1910**

**Contributing**

Two-story frame house with Queen Anne and Craftsman elements. Corner turret with polygonal roof on southwest corner. Partial-width front porch spans front and extends to the side; porch has hipped roof with



Maplewood Historic District Boundary Increase  
Name of Property

Monroe County, NY  
County and State

pediment over arched entrance; pediment supported by decorative brackets. Windows generally 1/1 double-hung sash. Wood clapboard siding at first story; wood shingle above.

One-story one-car frame garage with gable roof; noncontributing due to age.

**36 Riverside Street, 1900-1910**

**Contributing**

Two-story house with stucco siding and modest Tudor Revival features. Front-gabled roof. Partial-width front porch with square posts and half-timbering in pediment. Paired 6/1 double-hung windows at front first and second floors, with pent hoods over second-story windows. Asphalt shingle roof.

Contributing one-story one-car frame garage with gable roof and single overhead rolling garage door.

**38 Riverside Street, 1910-1918**

**Contributing**

Two-story house with stucco siding and modest Tudor and Craftsman features. Side-gabled roof with exposed rafter tails. Partial-width front porch with flat roof and thick square corner posts that extend above porch roof to create crenellated appearance. Set of three diamond-paned casement windows left of porch. Two pairs of second-floor front 1/1 double-hung windows. Side entrance on west side sheltered by gable-roofed hood supported by arched brackets.

One-story frame two car garage; noncontributing due to age.

**40 Riverside Street, 1910-26**

**Contributing**

Two-story frame house with boxy American Foursquare massing. Jerkinhead roof, ridgeline perpendicular to the street. Partial-width front porch with jerkinhead roof supported by three square posts at each corner; solid balustrade. Bay window to right of front porch has two 10/1 central leaded-glass windows with a 6/1 window to either side; pent roof over bay window connects to porch roof. Two front second-floor 10/1 double-hung windows. Jerkinhead side dormers. Vinyl siding; asphalt shingle roof.

Contributing one-story frame two-car garage with single overhead rolling door and jerkinhead roof.

**42 Riverside Street, 1890-1900**

**Contributing**

Two-story frame house with Queen Anne massing; complex footprint and roofline. At the front is a broad polygonal turret, behind which is a steeply pitched hipped roof with cross-gable wing at west side. A hip-roofed porch with rock-faced sandstone base and slender wood columns is inset into L formed by turret and rear wings. To the east is a one-story modern addition above a below-grade one-car garage. Medina sandstone foundation with tinted mortar; aluminum siding; asphalt shingle roof.

**46 Riverside Street, ca. 1964**

**Noncontributing**

One-story ranch house with low-pitched gable roof perpendicular to Riverside Street; gable end facing Riverside Street has two overhead rolling garage doors. Primary façade, facing Maplewood Avenue, has gallery/porch beneath roof, supported by paired square wood columns; 6/6 and picture windows on this side. Noncontributing due to age and incompatible massing and street presence.

Maplewood Historic District Boundary Increase  
Name of Property

Monroe County, NY  
County and State

**8. Statement of Significance**

**Applicable National Register Criteria**

(Mark "x" in one or more boxes for the criteria qualifying the property for National Register listing.)

- A Property is associated with events that have made a significant contribution to the broad patterns of our history.
- B Property is associated with the lives of persons significant in our past.
- C Property embodies the distinctive characteristics of a type, period, or method of construction or represents the work of a master, or possesses high artistic values, or represents a significant and distinguishable entity whose components lack individual distinction.
- D Property has yielded, or is likely to yield, information important in prehistory or history.

**Criteria Considerations**

(Mark "x" in all the boxes that apply.)

Property is:

- A Owned by a religious institution or used for religious purposes.
- B removed from its original location.
- C a birthplace or grave.
- D a cemetery.
- E a reconstructed building, object, or structure.
- F a commemorative property.
- G less than 50 years old or achieving significance within the past 50 years.

**Areas of Significance**

(Enter categories from instructions.)

Community planning

Architecture

**Period of Significance**

Ca. 1870-1945

**Significant Dates**

Ca. 1870, 1945

**Significant Person**

(Complete only if Criterion B is marked above.)

N/A

**Cultural Affiliation**

N/A

**Architect/Builder**

H.J. French; Leander McCord; F. Ray Sherer; Arthur

F. Burrows; Joseph Oberlies; Joseph B. Peno; J.R.

Tyler; Clarence F. Legett; H.B. Nurse; Wm. T. Mullen;

Bier & Coventry; H. Van Ingen;

**Period of Significance (justification)**

The period of significance is the same as for the listed Maplewood Historic District (ca. 1870-1945) since the added resources share the same architectural and historical context.

**Criteria Considerations (explanation, if necessary) N/A**

Maplewood Historic District Boundary Increase  
Name of Property

Monroe County, NY  
County and State

**Statement of Significance Summary Paragraph** (Provide a summary paragraph that includes level of significance and applicable criteria.)

The Maplewood Historic District, originally listed on the National Register in 1997, is one of Rochester's most historic and architecturally significant neighborhoods, containing a large collection of late nineteenth and early twentieth century resources that illustrate the tremendous period of growth experienced by the city due to expanding industry and population. The resources in the boundary increase are significant in the area of community planning and development because they reflect the same pattern of urban growth and development seen in outlying areas of the city in response to changes in transportation technology, residential expansion and marketing properties to a growing middle class. Collectively, the resources in the boundary increase share a common history by representing parts of five residential tracts that were developed by different companies or realtors, all with the same goal of selling attractive detached homes in a suburban-like setting. Like the listed district, the resources in the boundary increase are significant in architecture due to the fact that the tracts provided opportunities for local architects to work with developers and private property owners to exhibit their designs. Many of the buildings were designed by prominent local architects such as H. J. French, Leander McCord, Joseph Oberlies and H. B. Nurse, making the boundary increase significant for its collection of extant late nineteenth and early century architecture, a characteristic shared with the listed district. Streets in the boundary increase also retain the original street layouts, similar building setbacks, lot sizes and landscaping that are reflective of a suburban vocabulary and the attraction of the natural surroundings provided by a city park.

---

**Developmental history/additional historic context information** (Provide at least **one** paragraph for each area of significance.)

## **CRITERION A: COMMUNITY PLANNING & DEVELOPMENT**

When Rochester was first settled in 1803, it began as a 100-acre tract on the west bank of the Genesee River. By 1823, the Erie Canal reached the village, known at the time as Rochesterville, which resulted in a rapid increase in population, requiring the village to annex additional lands to accommodate its growth. Rochester became a leader in the milling and shipping of flour on the canal and, by 1840, its population increased 600

Maplewood Historic District Boundary Increase

Name of Property

Monroe County, NY

County and State

percent, making it one of America's early nineteenth century boom towns.<sup>12</sup> Rochester's rapid expansion allowed it to incorporate as a city in 1834 with a total acreage of 4,819 acres along the east and west sides of the Genesee River, which ran through its center. A more detailed account of the early growth and development of Rochester is included in the listed Maplewood Historic District nomination (1997) and should be consulted for additional information.

In 1874, Rochester annexed a large portion of what was originally part of the Town of Greece, which included much of what became the Maplewood neighborhood. Being largely farmland, the annexed land gradually developed a suburban character and tracts were sold for residential development. These areas were marketed as being within the city with all its municipal services while having the advantages of large lots, less crowding and being away from the grime and foul air of the city's industries. The first of these were the Selye and Lake View Park Tracts (1872), followed by the Lake Avenue Building Lot Association (1875). Streets that developed out of these early tracts were Seneca Parkway, Lakeview Park, Park View Street and Lake Avenue. The Maplewood area retained its rural character with large estates intended for a clientele with a higher income level that could afford to live in the outlying areas. One example was the large private estate of Andrew Vanderbeck, covering 200 acres, which he bought in 1867. By 1875, his estate was completely surrounded by residential development and was gradually sold off beginning in 1895.

Part of Vanderbeck's estate became the McKee Tract, which included Magee Street, part of which is included in the proposed boundary increase. After 1895, most of the Vanderbeck property was subdivided into residential lots by the McKee Land and Improvement Company, which laid out Magee Avenue, Clay Avenue, and Electric Avenue, as well as the section of Raines Park north of Magee Avenue that featured a central median. Other portions of tracts in the boundary increase included the Boulevard Lot Association (ca. 1890) that created Albemarle and Alameda Streets, the Burke Park Tract (ca. 1888) and the Maplewood Lake

---

<sup>1</sup>Blake McKelvey, "A Panoramic View of Rochester's History," *Rochester History* vol. 11, no.2 (April, 1949), 3.

<sup>2</sup>

Maplewood Historic District Boundary Increase  
Name of Property

Monroe County, NY  
County and State

Avenue Association Tract (ca. 1888). The Burke Park Tract opened Burke Terrace, Raines Park, and Augustine and Birr Streets. The Maplewood and Lake Avenue Association Tract (1875) added Riverside Street, Lake Avenue and Maplewood Avenue, much of which was included in the listed historic district. The boundary increase adds the north portions of Riverside Street and Maplewood Avenue.

As stated in the 1997 historic district nomination, large-scale construction of housing was delayed until ca. 1900 even though the land tracts in the Maplewood neighborhood were previously acquired by building associations and developers. The construction was the result of a demand for housing that emerged from the expansion and diversification of industry and improvements in electric streetcar routes. The Eastman Kodak Company was vital to this growth and to the Maplewood area. Established in 1882, the company manufactured flexible film, camera and photographic equipment and built a large factory complex in 1890 known as Kodak Park, north of the Maplewood area just across the city line in the town of Greece. The new industry spurred residential growth as the streetcar lines expanded to reach Kodak Park and other industries as well as attractions such as Ontario Lake and Seneca Park, the latter bordering the east edge of Maplewood. A new residential category developed in cities like Rochester across the country known as the trolley car suburb that expanded opportunities for the middle and working classes to reside in outlying, less crowded areas of the city along with the more affluent.

### **Criterion C: Architecture**

As the city of Rochester experienced rapid growth in the late nineteenth century, inauguration of streetcar lines along Lake Avenue resulted in subdivision of former large farms and suburban estates as residential tracts, characterized by mainly single-family houses built for a growing middle-class population. As noted in the Maplewood Historic District nomination, "The neighborhood retains original street plans, landscape features, and physical attributes representative of a distinctive type of residential development characterized by detached single-family dwellings, oversized lots, deep setback of houses, landscaped streets, and integration

Maplewood Historic District Boundary Increase  
Name of Property

Monroe County, NY  
County and State

of open space.” The existing district boundaries encompass the oldest and most distinguished buildings in the area, including those along Lake Avenue, Seneca Parkway, Maplewood Avenue, and Lakeview Park, where many houses were architect-designed and are individually architecturally and/or historically notable. The same qualities described in the nomination are present, at a somewhat smaller scale, along many streets adjacent to the existing district, where developers followed the precedent set by such early subdivisions as Lakeview Park and created housing for a broader range of homeowners interested in living in parklike “suburban” settings accessible by the streetcar. As a result, the resources in the boundary increase have the same degree of architectural integrity as those in the listed district and share the same history of the residential development of the Maplewood area of Rochester.

The area within the district expansion includes parts of five separate residential tracts. Only one of the tracts is included in its entirety due to intrusions and alterations; however, the blocks encompassed within the newly enlarged district form a cohesive neighborhood. When the McKee Tract was created from the Andrew Vanderbeck estate, the Vanderbeck Mansion was at the southwest corner of Magee and Lake Avenues. Lots fronting on Magee and Clay avenues east of Raines Park were wider and deeper than the rest of the lots in the subdivision, a pattern evident on the 1900 plat map. Houses built on those two blocks displayed a higher degree of architectural quality and a distinct landscape character that ended at Raines Park, where lots were smaller, streets were narrower, and houses were more modest versions of turn-of-the-century construction.

The boundary increase includes Magee Avenue from Raines Park to Lake Avenue because it retains this distinctive character, consistent with the integrity and architectural quality of streets within the district.

The entire Boulevard Lot Association Tract is included because houses on Alameda and Albemarle streets display a consistent architectural and landscape quality and, for the most part, high integrity. The tract was subdivided in the 1890s from property that was the former Pritchard Estate, which had been acquired by Nazareth Convent in 1884. A boys’ school occupied the former Pritchard house until 1890, then moved to a new location. After the school moved, the Boulevard Lot Association purchased the portion of the estate from

Maplewood Historic District Boundary Increase  
Name of Property

Monroe County, NY  
County and State

Lake Avenue to Dewey Avenue and subdivided it into house lots. Early maps show Alameda Street curved slightly to the south to accommodate the Pritchard House, but by 1918 the house was demolished and the street straightened. Houses on Albemarle and Alameda streets are comparable in age, scale and architectural style with those in the existing Maplewood Historic District, with nearly all having been built between 1900 and 1920 and retaining most of their historic features. Albemarle Street is notable for the mature plane trees that line both blocks; the 1911 Report of the Rochester Park Commission includes Albemarle on a list of streets on which trees were planted that year, and many of these trees may date to that effort.

Another tract considered for the boundary increase is the Burke Park Tract, which was created when part of a large estate owned by C.J. Burke (shown on the 1888 plat map) was subdivided. The tract encompasses Burke Terrace and the portions of Augustine Street and Birr Street east of Raines Park, as well as houses on the corners of Raines Park and Augustine and Birr streets. Nearly half the houses in the Burke Park Tract were built before 1900, with most of the rest appearing on the 1910 map. Most of the "Burke Park Tract" is included within the proposed district expansion because it is architecturally consistent with the existing district and retains overall high integrity despite some alterations and some noncontributing properties on Birr Street.

Also included in the district are parts of the Maplewood Lake Avenue Association Tract and the Gorsline Tract. Most of the Maplewood Lake Avenue Association Tract, subdivided prior to 1888, was already in the Maplewood Historic District. The proposed expansion encompasses that portion of the Maplewood Lake Avenue Association Tract that was omitted from the original district (Maplewood Avenue north of Seneca Parkway and the south side of Riverside Street), as well as the north side of Riverside Street and the section of Maplewood Avenue north of Seneca Parkway. The Gorsline property, associated with a house that stood on the northeast corner of Riverside Street and Lake Avenue, was subdivided as the Gorsline Tract between 1888 and 1900, with most houses built after 1900.

Maplewood Historic District Boundary Increase  
Name of Property

Monroe County, NY  
County and State

Although some houses are different in scale from the existing district and were built as multifamily houses and some have been extensively altered, a substantial number display high individual architectural quality and integrity. In particular, a group of houses on the north side of Riverside Street overlooking adjacent Maplewood Park and a group on the south side of Riverside Street are architecturally notable and consistent with the Maplewood Historic District.

Like the listed district, the houses in the boundary increase represent designs popular during the period of significance, although the majority of houses fall into the category known as American Foursquare, indicating a particular period of growth in Maplewood. The box-like form featured hipped roofs, many with dormers, and overhanging eaves and full-width porches. This type was less detailed than other prevalent styles and was seemingly more in character with the growing middle class. The style was promoted through popular media sources and offered a more economic use of space and construction costs. Houses were also more affordable by being constructed by materials at hand that ranged from brick or brick veneer, wood shingles and clapboard, concrete (poured and cast), or stucco over wood frame. Most of the houses in the district increase are of wood construction and excellent examples of clusters of American Foursquares are on Alameda and Albemarle Streets. At least two of these houses were designed by Rochester architect Joseph Oberlies: 60 Alameda Street (1914) and 39 Alameda Street (1915). Five other residences are documented as designs of local architect and contractor H. J. French (199 & 205 Alameda and 205, 270, 274, 280, 284 Albemarle), all built in 1914.

## **Conclusion**

Construction in Maplewood slowed dramatically after 1929 with the stock market crash and ensuing prolonged economic depression. The slowdown came to halt during the Second World War when materials and labor efforts were geared toward the war effort. By this time, most of the Maplewood area was developed with the only major new construction being an apartment building at 1043 Lake Avenue in 1945, designed in the International Style (NR listed 1997). In spite of post-World War II growth of the suburbs surrounding Rochester, the Maplewood area appears much today as it did in the 1920s. One of the most visible changes to



Maplewood Historic District Boundary Increase  
Name of Property

Monroe County, NY  
County and State

the neighborhood was the widening of Lake Avenue, converting it from a quiet street lined with residences to a busy traffic artery connecting it to expressways at either end. Other post-war trends in housing resulted in a number of the mansions converting to apartments or other uses (offices, senior housing, etc.) Off of Lake Avenue, the bulk of Maplewood retains much of its residential character with a large number of residences still owner occupied. Since the 1960s, a neighborhood association has advocated for safety and improved quality of life, incorporating in 1973 as a not-for-profit organization. One of the Maplewood Neighborhood Association's purposes is to promote the preservation of the parks, streets and historic resources that make it a vibrant neighborhood in the city of Rochester.

---

## 9. Major Bibliographical References

---

**Bibliography** (Cite the books, articles, and other sources used in preparing this form.)

Barnes, Joseph W. "The City's Golden Age." *Rochester History*, vol. XXV, (April 1973).

Comeau, Katie Eggers. "125 Years of Rochester's Parks." *Rochester History*, vol. 75, no. 2 (Fall 2013).

Logan, Lorna and Sharon Logan. "Maplewood History." Neighborhood History Project, 1984.

Mack Consulting Associates. "Historic Resources Survey of the City of Rochester, New York. Rochester, NY: Rochester DCD, 1986.

McKelvey, Blake. "A Panoramic View of Rochester's History." *Rochester History*, vol. 11, no.2 (April, 1949).

\_\_\_\_\_. *Rochester on the Genesee: The Growth of a City*. Syracuse, NY: Syracuse University Press, 1973.

\_\_\_\_\_. *Rochester The Flower City 1855-1890*. Cambridge, MA: Harvard University Press. 1949.

\_\_\_\_\_. *Rochester The Quest for Quality 1890-1925*. Cambridge, MA: Harvard University Press. 1956.

"Maplewood Historic District." *National Park Service National Register of Historic Places Registration Form, 1997*. Online at <https://cris.parks.ny.gov/>.

Werbizky, Tania. "Maplewood Survey, Rochester, NY." Landmark Society of Western New York, April 1988.

### Maps:

*Hopkins Plat book of the City of Rochester, NY, 1936, volume 4, plate 18*. Online at <http://photo.libraryweb.org/rochimag/rpm/rpm00567.htm>.

*Hopkins Plat book of the City of Rochester, NY, 1926, Plate 43*. Online at <http://photo.libraryweb.org/rochimag/rpm/rpm00118.htm>.

*Hopkins Plat book of the City of Rochester, NY, 1926, Plate 46*. Online at <http://photo.libraryweb.org/rochimag/rpm/rpm00121.htm>.

*Hopkins Plat book of the City of Rochester, NY, 1910, Plate 41*. Online at <http://photo.libraryweb.org/rochimag/rpm/rpm00318.htm>.

*Rochester, New York Plat Map collection*, John Wenrich Memorial Library, Landmark Society of Western New York (Rochester).

Maplewood Historic District Boundary Increase  
 Name of Property

Monroe County, NY  
 County and State

**Previous documentation on file (NPS):**

- preliminary determination of individual listing (36 CFR 67 has been requested)
- previously listed in the National Register
- previously determined eligible by the National Register
- designated a National Historic Landmark
- recorded by Historic American Buildings Survey # \_\_\_\_\_
- recorded by Historic American Engineering Record # \_\_\_\_\_
- recorded by Historic American Landscape Survey # \_\_\_\_\_

**Primary location of additional data:**

- State Historic Preservation Office
  - Other State agency
  - Federal agency
  - Local government
  - University
  - Other
- Name of repository: Bero Architecture PLLC

Historic Resources Survey Number (if assigned): \_\_\_\_\_

**10. Geographical Data**

**Acreage of Property** 56.79 acres  
 (Do not include previously listed resource acreage.)

**UTM References**

(Place additional UTM references on a continuation sheet.) See map with UTM references.

1	<u>18N</u> Zone	<u>285575</u> Easting	<u>4784936</u> Northing	3	<u>18N</u> Zone	<u>286112</u> Easting	<u>4785307</u> Northing
2	<u>18N</u> Zone	<u>285579</u> Easting	<u>4785120</u> Northing	4	<u>18N</u> Zone	<u>286467</u> Easting	<u>4785339</u> Northing
5	<u>18N</u> Zone	<u>286303</u> Easting	<u>4784141</u> Northing	6	<u>18N</u> Zone	<u>286194</u> Easting	<u>4784148</u> Northing
7	<u>18N</u> Zone	<u>285723</u> Easting	<u>4784415</u> Northing	8	<u>18N</u> Zone	<u>285705</u> Easting	<u>4784436</u> Northing
9	<u>18N</u> Zone	<u>285708</u> Easting	<u>4784548</u> Northing	10	<u>18N</u> Zone	<u>285569</u> Easting	<u>4784940</u> Northing
11	<u>18N</u> Zone	<u>284751</u> Easting	<u>4785152</u> Northing	12	<u>18N</u> Zone	<u>284760</u> Easting	<u>4785284</u> Northing
13	<u>18N</u> Zone	<u>286044</u> Easting	<u>4785380</u> Northing	14	<u>18N</u> Zone	<u>286345</u> Easting	<u>4785469</u> Northing
15	<u>18N</u> Zone	<u>286759</u> Easting	<u>4785599</u> Northing	16	_____	_____	_____

**Verbal Boundary Description** (Describe the boundaries of the property.)

The boundary increase is indicated by a heavy line on the enclosed map with scale.

**Boundary Justification** (Explain why the boundaries were selected.)

The proposed boundaries of the expanded Maplewood Historic District were developed based on both detailed architectural site survey work and examination of historic plat maps that show the transition of the Maplewood area from large estates into residential subdivisions.

Maplewood Historic District Boundary Increase  
Name of Property

Monroe County, NY  
County and State

---

### 11. Form Prepared By

---

name/title Katie Eggers Comeau (edited by Virginia L. Bartos, Ph. D., NYS OPRHP)  
organization Bero Architecture PLLC date 22 June 2016  
street & number 32 Winthrop St telephone 585-262-2035  
city or town Rochester state NY zip code 14607  
e-mail kcomeau@beroarchitecture.com

---

### Additional Documentation

---

Submit the following items with the completed form:

- **Maps:** A **USGS map** (7.5 or 15 minute series) indicating the property's location.  
  
A **Sketch map** for historic districts and properties having large acreage or numerous resources. Key all photographs to this map.
- **Continuation Sheets**
- **Additional items:** (Check with the SHPO or FPO for any additional items.)

---

### Photographs:

---

Submit clear and descriptive photographs. The size of each image must be 2000x3000 pixels at 300 ppi (pixels per inch) or larger. For districts, key all photographs to the sketch map.

Name of Property: Maplewood Historic District Boundary Increase

City or Vicinity: Rochester

County: Monroe State: New York

Photographer: Bero Architecture PLLC

Date Photographed: 2015

Description of Photograph(s) and number:

- 0001 of 0035: Dewey Ave., looking southeast at 1184 Dewey Ave.
- 0002 of 0035: 1168 Dewey Ave looking northeast.
- 0003 of 0035: Albemarle Street looking east from Dewey Ave.
- 0004 of 0035: Albemarle St., looking northeast from #208.
- 0005 of 0035: South side of Albemarle St., looking west from Raines Park.
- 0006 of 0035: Albemarle St., looking southwest from #77.
- 0007 of 0035: North side of Albemarle St., looking east from #58.
- 0008 of 0035: Albemarle St., looking west from #37.
- 0009 of 0035: North side of Alameda St., near Lake Ave.
- 0010 of 0035: Alameda Street looking southeast from #47.
- 0011 of 0035: Looking northwest along Alameda St. from #60.

Maplewood Historic District Boundary Increase  
Name of Property

Monroe County, NY  
County and State

- 0012 of 0035: 134 to 114 Alameda Street looking northeast.
- 0013 of 0035: Alameda Street & Raines Park looking northwest.
- 0014 of 0035: 180 Raines Park, Nazareth Hall Academy.
- 0015 of 0035: Looking southwest from 177 Alameda St.
- 0016 of 0035: Looking west along Alameda Street from #183.
- 0017 of 0035: South side of Alameda Street looking east from #217.
- 0018 of 0035: North side of Alameda St, looking northeast from #258.
- 0019 of 0035: Looking North along Raines Park from Augustine St.
- 0020 of 0035: South side of Augustine Street, looking southeast from Raines Park.
- 0021 of 0035: East Side of Burke Terrace, looking southeast from Augustine St.
- 0022 of 0035: Burke Terrace looking south from Augustine St.
- 0023 of 0035: North side of Birr St., looking northeast from Burke Terrace.
- 0024 of 0035: Augustine Street looking west from near Lake Ave.
- 0025 of 0035: South side of Magee Ave., looking southwest from Raines Park.
- 0026 of 0035: Looking southwest along Magee Ave. from #115.
- 0027 of 0035: North side of Magee Ave., looking northeast from #116.
- 0028 of 0035: 70 to 58 Magee Avenue, looking northwest.
- 0029 of 0035: 1386 Lake Avenue, viewed from Lake Ave.
- 0030 of 0035: North side of Riverside St. looking northeast from #10.
- 0031 of 0035: 7to 3 Riverside Street, looking northeast.
- 0032 of 0035: East side of Maplewood Ave., looking southeast from #496.
- 0033 of 0035: West side of Maplewood Ave., looking toward Riverside St. from #463.
- 0034 of 0035: North side of Riverside St., looking northwest from Maplewood Ave.
- 0035 of 0035: South side of Riverside St., looking southwest from Park View Street.

---

**Property Owner:**

(Complete this item at the request of the SHPO or FPO.)

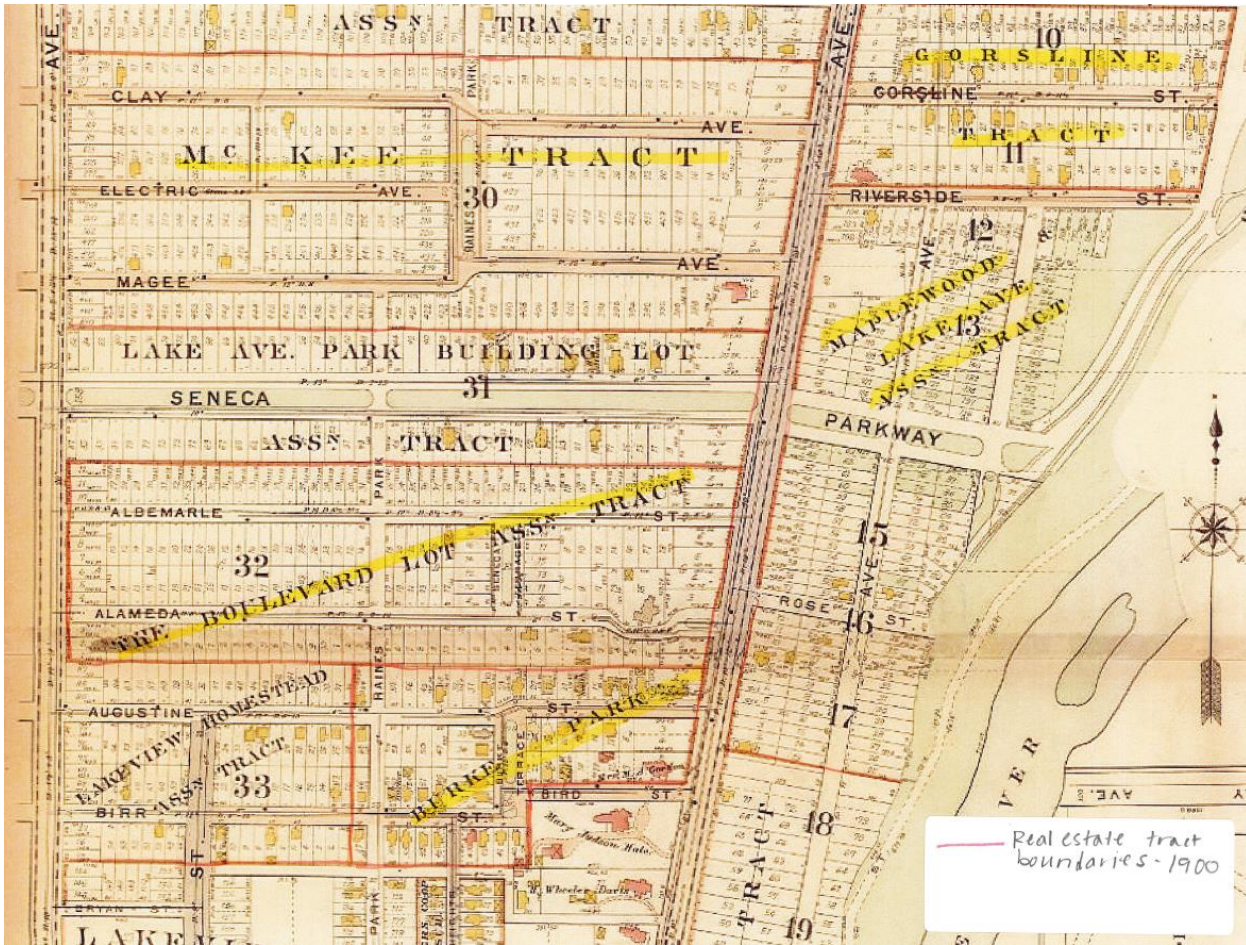
name N/A  
street & number \_\_\_\_\_ telephone \_\_\_\_\_  
city or town \_\_\_\_\_ state \_\_\_\_\_ zip code \_\_\_\_\_

**Paperwork Reduction Act Statement:** This information is being collected for applications to the National Register of Historic Places to nominate properties for listing or determine eligibility for listing, to list properties, and to amend existing listings. Response to this request is required to obtain a benefit in accordance with the National Historic Preservation Act, as amended (16 U.S.C.460 et seq.).

**Estimated Burden Statement:** Public reporting burden for this form is estimated to average 18 hours per response including time for reviewing instructions, gathering and maintaining data, and completing and reviewing the form. Direct comments regarding this burden estimate or any aspect of this form to the Office of Planning and Performance Management, U.S. Dept. of the Interior, 1849 C. Street, NW, Washington, DC.

Maplewood Historic District Boundary Increase  
Name of Property

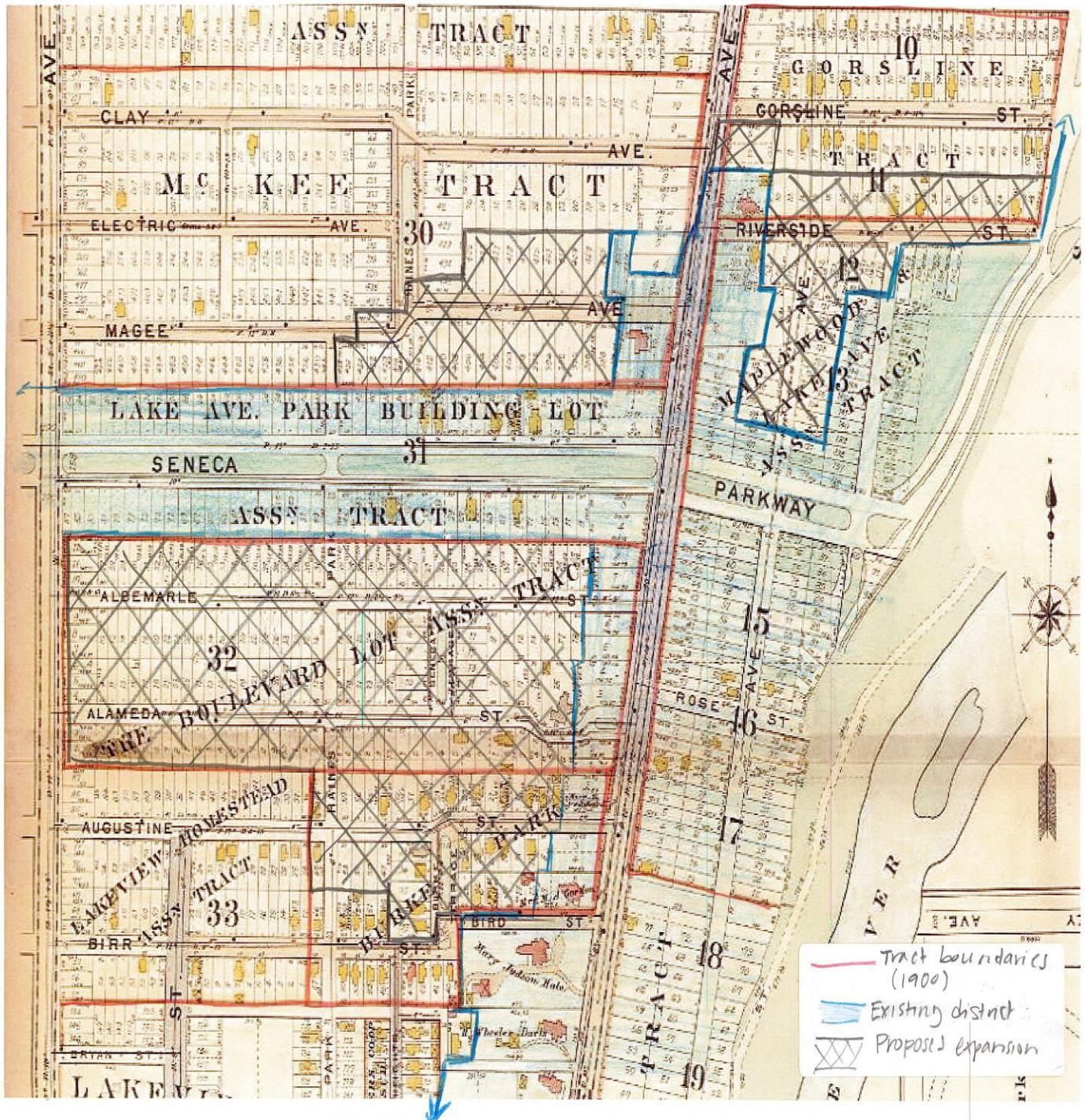
Monroe County, NY  
County and State



Historic Tract map (1900)

Maplewood Historic District Boundary Increase  
Name of Property

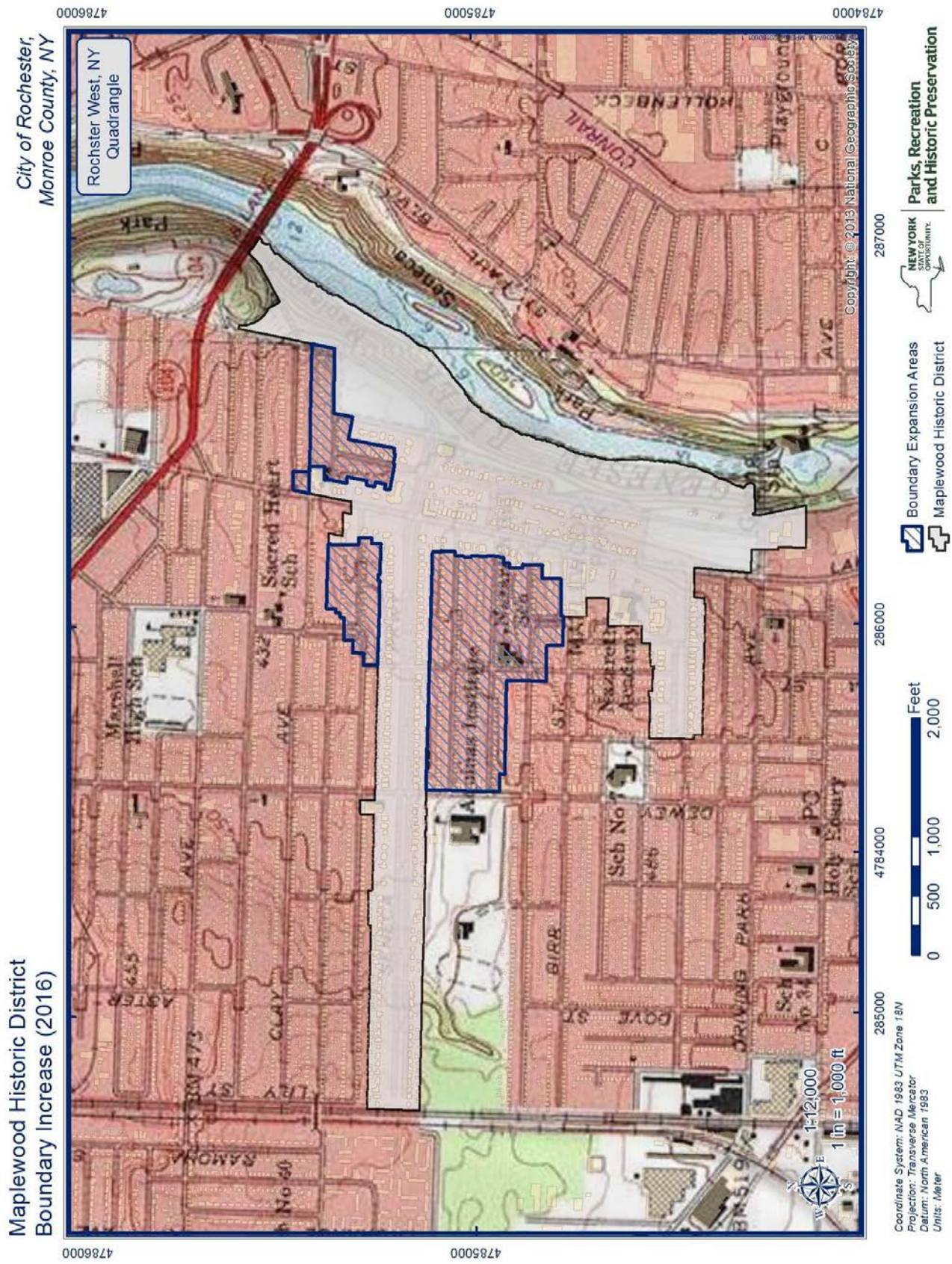
Monroe County, NY  
County and State



Historic Tract map (1900) with boundary increase superimposed.

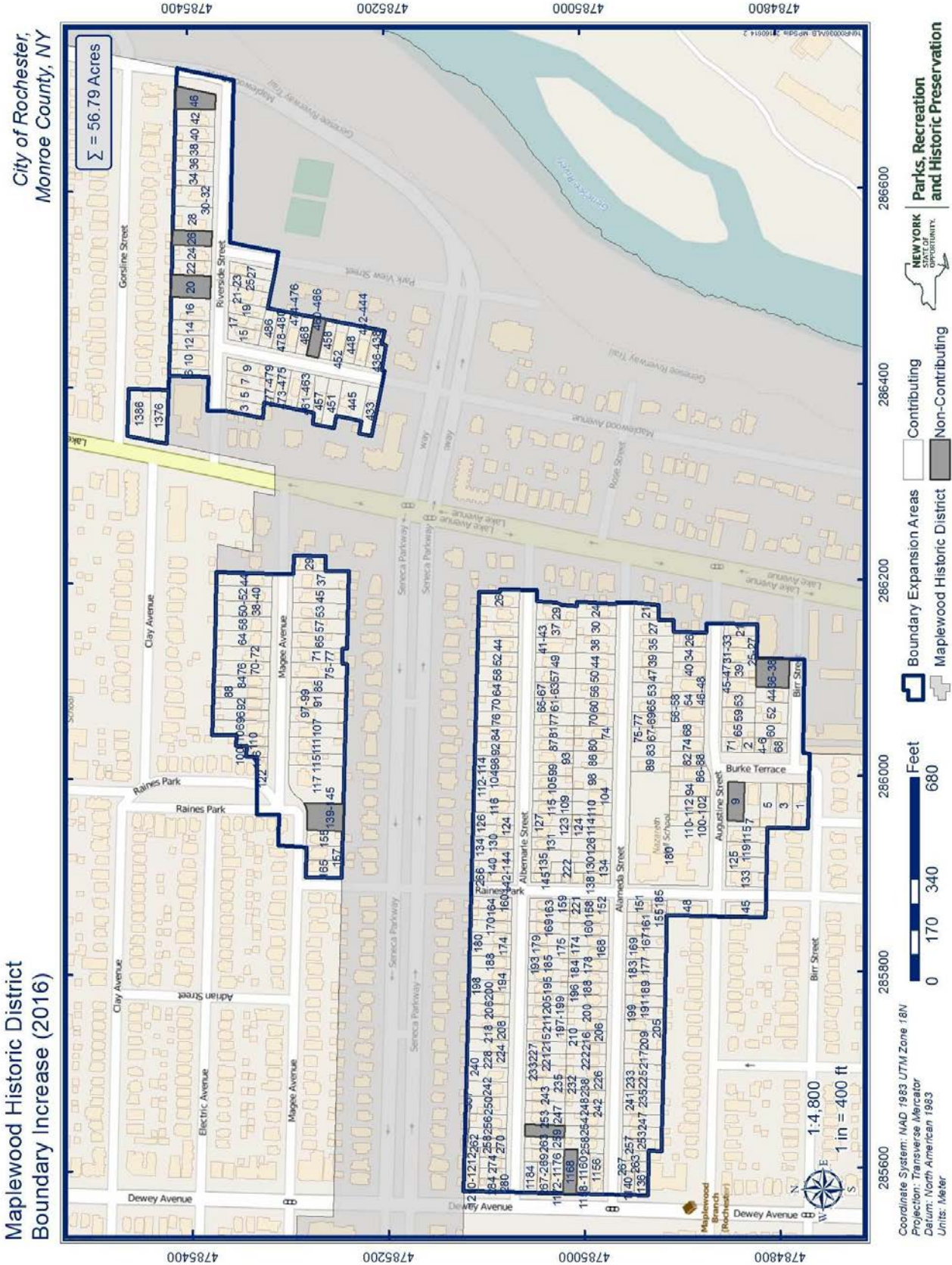
Maplewood Historic District Boundary Increase  
Name of Property

Monroe County, NY  
County and State



Maplewood Historic District Boundary Increase  
 Name of Property

Monroe County, NY  
 County and State



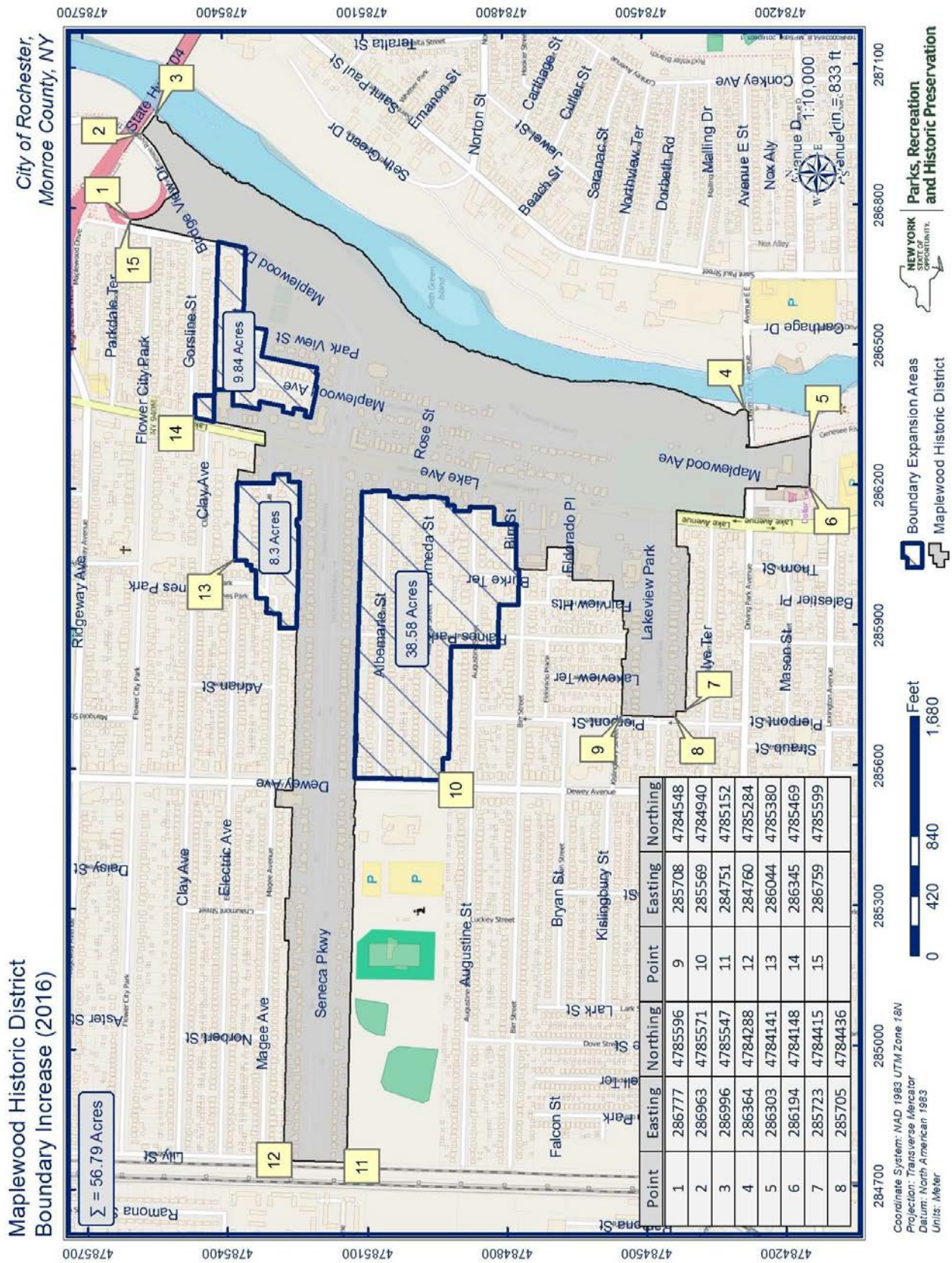


Maplewood Historic District Boundary Increase

Name of Property

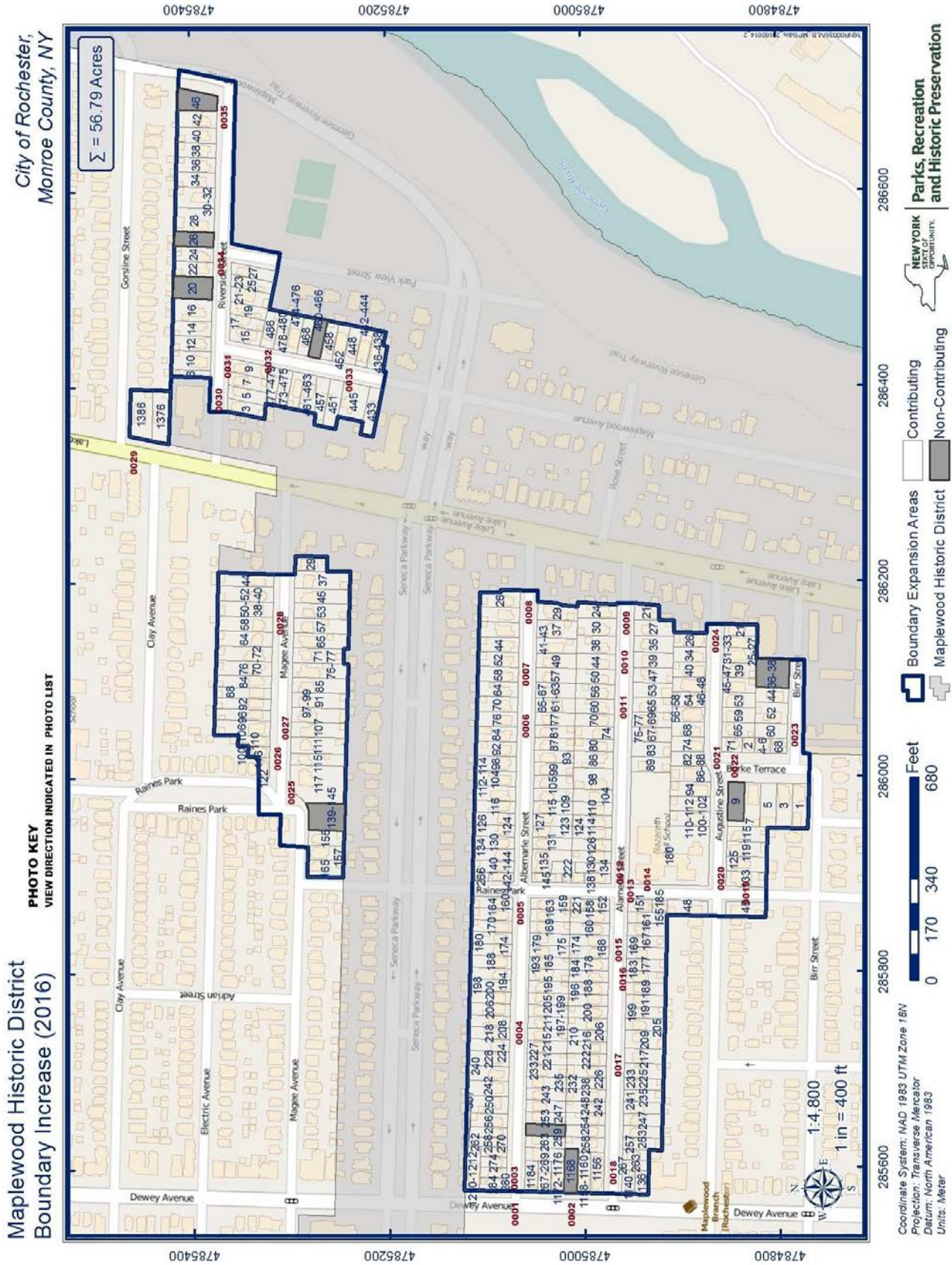
Monroe County, NY

County and State



Maplewood Historic District Boundary Increase  
 Name of Property

Monroe County, NY  
 County and State





EL COQUI

Puerto Rican Restaurant & Catering

SNOW ROUTE

BIKE LANE

Spaß und Kleid  
LAUNDROMAT

**OPEN**  
Buck's  
11168

**AMERICAN  
DELI & GROCERY**

LAUNDRY  
**OPEN**  
7 DAYS A WEEK

Fresh Meats Cold Cuts  
Subs Wings

**OPEN**  
PIZZA  
PASTA  
SINGLE

Phone





208



FOR SALE  
MICCICHE



**KALEH**  
KALEH REALTY  
www.kalehrealty.com

Molly Clifford  
Molly Clifford REALTY

Home Realty



































STREET NAME











NO PARKING  
EXCEPT BY PERMIT  
OR IN DESIGNATED AREAS  
←

WARNING  
NO TRUCKS  
EXCEPT BY PERMIT  
OR IN DESIGNATED AREAS  
←







116



DINOLFO  
REAL ESTATE



1366









7





496







UNITED STATES DEPARTMENT OF THE INTERIOR  
NATIONAL PARK SERVICE

NATIONAL REGISTER OF HISTORIC PLACES  
EVALUATION/RETURN SHEET

REQUESTED ACTION: NOMINATION

PROPERTY NAME: Maplewood Historic District (Boundary Increase)

MULTIPLE NAME:

STATE & COUNTY: NEW YORK, Monroe

DATE RECEIVED: 9/30/16      DATE OF PENDING LIST: 10/28/16  
DATE OF 16TH DAY: 11/14/16      DATE OF 45TH DAY: 11/15/16  
DATE OF WEEKLY LIST:

REFERENCE NUMBER: 16000779

REASONS FOR REVIEW:

APPEAL: N    DATA PROBLEM: N    LANDSCAPE: N    LESS THAN 50 YEARS: N  
OTHER: N    PDIL: N    PERIOD: N    PROGRAM UNAPPROVED: N  
REQUEST: Y    SAMPLE: N    SLR DRAFT: N    NATIONAL: N

COMMENT WAIVER: N

ACCEPT     RETURN     REJECT    11/15/16 DATE

ABSTRACT/SUMMARY COMMENTS:

RECOM./CRITERIA

REVIEWER

DISCIPLINE

TELEPHONE

DATE

DOCUMENTATION see attached comments Y/N see attached SLR Y/N

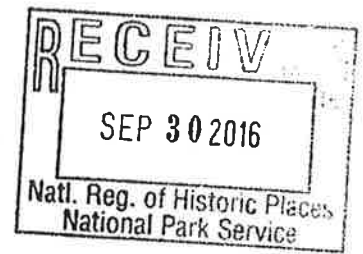
If a nomination is returned to the nominating authority, the nomination is no longer under consideration by the NPS.



**Parks, Recreation  
and Historic Preservation**

ANDREW M. CUOMO  
Governor

ROSE HARVEY  
Commissioner



26 September 2016

Alexis Abernathy  
National Park Service  
National Register of Historic Places  
1201 Eye St. NW, 8<sup>th</sup> Floor  
Washington, D.C. 20005

Re: National Register Nomination

Dear Ms. Abernathy:

I am pleased to submit the following three nominations, all on disc, to be considered for listing by the Keeper of the National Register:

Hudson Theatre, New York County  
Poughkeepsie and Connecticut Stanfordville Station, Dutchess County  
Maplewood Historic District Boundary Increase, Monroe County

Please feel free to call me at 518.268.2165 if you have any questions.

Sincerely:

Kathleen LaFrank  
National Register Coordinator  
New York State Historic Preservation Office